

Form 19072
(837)
Printed in U. S. A.

LIST OF PARTS



SINGER** MACHINES

Nos. 175-47 and 175-52

THE SINGER MANUFACTURING COMPANY

**A Trade Mark of THE SINGER MANUFACTURING COMPANY

INSTRUCTIONS FOR OILING

To ensure easy running and prevent unnecessary wear of the parts which are in movable contact, the machine requires oiling and when in continuous use, "TYPE B" or "TYPE D" OIL, sold by Singer Sewing Machine Company, should be applied at least twice each day to all oil holes marked "OIL", as instructed in Form 18958.

"TYPE D" OIL should be used when an oil is desired which will produce a minimum of stain on fabrics, even after a long period of storage.

INDEX

	Page
Accessories.....	18
Belt and Pulley Guard.....	19
Machine Base.....	18
Machine No. 175-47.....	5
Machine No. 175-52.....	17
Starting Lever and Foot Lifter Parts.....	19
Table Belt Guide.....	20
Thread Unwinder (For One Spool).....	20

INSTRUCTIONS FOR ORDERING

In ordering from this list, use ONLY the part NUMBER in the FIRST column.

The number stamped on a Sewing Machine Part is in every case the number of the single part only.

Every combination of parts sent out as such has its specific number, which, although not stamped on the parts, must be used when ordering the combination.

Each number always indicates the SAME PART in whatever list it appears, or for whatever machine.

The letters after some of the numbers indicate the style of finish only, as follows:

- A-Hardened, Polished, Nickel Plated and Buffed
- B-Polished, Nickel Plated and Buffed
- C-Hardened Only
- D-Polished Only
- E-Soft, Not Polished
- F-Hardened and Polished
- F.J-Hardened, Polished and Nickel Plated
- G-Bright Rumbled and Nickel Plated
- H-Blued
- J-Nickel Plated Only
- K-Hardened and Nickel Plated
- L-Brass Plated
- M-Oxidized
- N-Japanned, Dull
- P-Japanned, Bright
- R-Merlized
- S-Cadmium Plating
- T-Copper Plated
- T.A-Hardened, Polished, Copper and Nickel Plated and Buffed
- T.B-Copper and Nickel Plated and Polished
- T.J-Copper and Nickel Plated Only
- T.K-Hardened, Copper and Nickel Plated
- T.L-Copper and Brass Plated
- T.M-Copper Plated and Oxidized
- U-Zinc Plated
- V-Silver Plated
- W-Polished and Nickel Plated
- X-Black Oxide, for Iron and Steel
- X.C-Hardened and Black Oxide, for Iron or Steel
- Y-Black Nickel Plated Only
- Z-Chromium Plated
- Z.A-Hardened, Polished, Nickel Plated, Buffed and Chromium Plated
- Z.B-Polished, Nickel Plated, Buffed and Chromium Plated
- Z.C-Hardened and Chromium Plated
- Z.J-Nickel and Chromium Plated

These letters MUST BE USED when they appear in the list; and AFTER the number as in the list.


In this series:

- 1 to 1500, 50001 to 51500 and 140001 to 142000 are Screw Numbers
- 1501 to 1800 and 51501 to 51800 are Nut Numbers
- 1801 to 2000 and 51801 to 52000 are Roller Numbers
- 2001 to 50000 and 52001 to 140000 and 142001 to 190000 are Sewing Machine Parts, 190001 and upward are numbers of Electrical Parts.

The figures in the second column refer only to the plates illustrating the parts, and are NOT TO BE USED in ordering.

Parts marked with an asterisk (*) are furnished only repairs are made at factory.

LIST OF PARTS COMPLETE FOR



MACHINE No. 175-47

For Necking or Shanking Buttons after they have been Sewed Away from the Fabric. For Sack Coats, Top Coats, Overcoats, etc. Can only be used after the buttons have first been sewed by Machines 175-45, 175-46 or 175-48. Makes twenty-two stitches around the neck of buttons, forming a neat and firm shank between the button and the fabric. Has needle bar vibration. Clamp moves up the bed to 5/16 inch as required. Needle bar stroke, 1 7/8 inches. Special clamp for buttons from 14 to 45 ligne. Fitted with thread breaker or clamp, automatic and constant tensions, thread positioning finger, thread wiper and a tension between the take-up and needle automatically released on the first two stitches of a sewing operation. The thread is broken at the completion of an operation by raising the button clamp. Speed 1000 R. P. M.

No.	Plate	Name
*175440	----	Arm with 15404 and two 15405.....
175002	21901	" Dowel Pin.....
*175003	----	" Rock Shaft.....

No.	Plate	Name
175340	22053	Arm Rock Shaft 175003 with 175007 and 175341.....
175005	21901	Arm Rock Shaft Crank (back) with 1177E, 1521J and 140016E.....
1177E	21901	Arm Rock Shaft Crank (back) Clamping Screw.....
140016E	21901	Arm Rock Shaft Crank (back) Position Screw.....
1521J	21901	Arm Rock Shaft Crank (back) Position Screw Lock Nut.....
*175341	-----	Arm Rock Shaft Crank (front).....
175007	21901	" " " " Pin.....
140017E	21901	" Screw (long).....
670E	21901	" " (short).....
175008	21901	" Side Cover (left).....
230J	21901	" " " " Screw.....
175009	-----	" " " (right).....
175010	22052	" " " " Screw Stud (long).
175011	22052	" " " " " " (short)
51649E	21901	" " " " " " Lock Nut
51650B	21901	" " " " " Thumb Nut.....
*175497	-----	Bed.....
175013	22053	" End Cover (bottom).....
175751	-----	" " " " 175013 with 175016
175014	21901	" " " " Hinge Pin (left)..
175015	21901	" " " " " " (right).
175016	21901	" " " " Spring.....
175017	22052	" " " " " Hook.....
175018	22053	" Top Cover (back) with two 175019....
175019	22052	" " " " Oil Tube (brass)...
140018W	22052	" " " " Screw.....
175020	22052	" " " (front).....
140019F	22052	" " " " Screw.....
175498	22052	Button Clamp (back).....
228J	22052	" " " " Screw.....
*175499	-----	" " (front).....
175500	22052	" " " 175499 with two 175501 (1/16 in. thick).....
175510	22054	Button Clamp (front) 175499 with two 175520 (1/8 in. thick).....
*175501	-----	Button Clamp (front) Jaw (1/18 in.thick) for 175500.....
*175520	-----	Button Clamp (front) Jaw (1/8 in.thick) for 175510.....
228J	22052	Button Clamp (front) Screw.....
175033	22053	" " Arm.....
175034	22053	" " " Hinge Pin.....
175035	22053	" " " " " Bracket.....
160J	22054	" " " " " " Screw.

No.	Plate	Name
175036	22053	Button Clamp Arm Hinge Pin Bracket Shim (.003 in. thick).....
175037	-----	Button Clamp Arm Hinge Pin Bracket Shim (.005 in. thick).....
175038	-----	Button Clamp Arm Hinge Pin Bracket Shim (.007 in. thick).....
175039	-----	Button Clamp Arm Hinge Pin Bracket Shim (.015 in. thick).....
*175505	22055	Button Clamp Carrier.....
175074	22053	" " " " Driving Arm with 458C and 51923.....
175069	22054	Button Clamp Carrier Driving Arm Pin....
51923	22054	" " " " " Roller and Screw Stud.....
458C	22054	Button Clamp Carrier Driving Arm Set Screw.....
175075	22055	Button Clamp Carrier Guide Block (left).
190J	22054	" " " " " " Screw.....
175076	22055	Button Clamp Carrier Guide Block (right)
190J	22054	" " " " " " Screw.....
51667C	22054	Button Clamp Carrier Regulating Nut with 175549.....
175548	22054	Button Clamp Carrier Regulating Nut Screw Stud.....
175078	22054	Button Clamp Carrier Regulating Nut Screw Stud Slide Block.....
175079	22054	Button Clamp Carrier Regulating Nut Screw Stud Washer.....
175549	22054	Button Clamp Carrier Regulating Nut Tightening Handle.....
*175080	-----	Button Clamp Carrier Regulator.....
175523	22055	" " " " " 175080 with 228J and 175082.....
175628	-----	Button Clamp Carrier Regulator 175523 with 175069 and 175074 (for agents only).....
*175658	-----	Button Clamp Carrier Regulator 175523 with 175074 (for Factory use only)..
*175082	-----	Button Clamp Carrier Regulator Shaft....
175083	22054	" " " " " Spring...
160J	22054	" " " " " " Screw (bed end).....
228J	22052	Button Clamp Carrier Regulator Spring Screw (regulator end).....
175558	22055	Button Clamp Feed Cam.....
175346	22055	" " " " " Driving Worm.....
175069	22054	" " " " " " Pin..

No.	Plate	Name
175359	22055	Button Clamp Feed Cam Driving Worm Wheel with 175229 and two 140026C.....
140026C	22054	Button Clamp Feed Cam Driving Worm Wheel Set Screw.....
175071	22055	Button Clamp Feed Cam Driving Worm Wheel Shaft.....
127J	22056	Button Clamp Feed Cam Screw.....
175032	22056	" " " " Washer.....
175503	22055	" " Holder.....
140024C	21940	" " " Screw.....
175032	22056	" " " Washer.....
175041	22056	" " Lifting Arm with 190J, 190K and 1259C.....
1259C	22056	Button Clamp Lifting Arm Set Screw.....
175042	22057	" " " Chain, 4-1/4 in. long
190K	22054	" " " Screw (lower).
190K	22054	" " " " (upper).
190J	22054	" " " " " "
		Lock Screw.....
175342	22057	Button Clamp Lifting and Thread Pull-off Holder Shaft.....
175044	22056	Button Clamp Lifting and Thread Pull-off Holder Shaft Collar with 458C.....
458C	22054	Button Clamp Lifting and Thread Pull-off Holder Shaft Collar Set Screw.....
175045	22056	Button Clamp Lifting and Thread Pull-off Holder Shaft Spring.....
175046	22056	Button Clamp Lifting and Thread Pull-off Holder Shaft Spring Collar with 458C
458C	22054	Button Clamp Lifting and Thread Pull-off Holder Shaft Spring Collar Set Screw
175047	22057	Button Clamp Lifting Rod.....
175048	22057	" " " " Arm with 160E and 50269C.....
160E	22054	Button Clamp Lifting Rod Arm Clamping Screw.....
50269C	22056	Button Clamp Lifting Rod Arm Positioning Screw.....
175049	22056	Button Clamp Lifting Rod Arm Stop Plate.
160J	22054	" " " " " " " "
		Screw.....
175032	22056	Button Clamp Lifting Rod Arm Stop Plate Screw Washer.....
42830	22056	Button Clamp Lifting Rod Cotter Pin.....
175050	22057	" " " " Spring.....
175051	22056	" " " " " Stop Collar with 160C.....
160C	22054	Button Clamp Lifting Rod Spring Stop Collar Set Screw.....

No.	Plate	Name
175052	22057	Button Clamp Presser Bar.....
175053	22056	" " " " Collar with 458C
458C	22054	" " " " " Set Screw
175054	22058	" " " " Screw Bearing..
175055	22057	" " " " Spring.....
140023W	22058	" " Pressure Regulating Thumb Screw.....
1722J	22058	Button Clamp Pressure Regulating Thumb Screw Lock Nut.....
175769	-----	Button Clamp complete, Nos. 175033, 175498 175500, 175503, 175510 and two each 228J, 140024C and 175032.....
175343	22057	Face Plate.....
175469	-----	" " 175343 with 185J, 175062, 175063 175065, 175066, 175409, 202098 and two 208E.....
120J	21938	Face Plate Screw.....
175062	21938	" " Thread Guide (lower) Plate...
185J	21938	" " " " " " " Screw
175063	21938	" " " " " " " "
		Spacing Collar.....
202098	21938	Face Plate Thread Guide (lower) Roller..
175065	21933	" " " " " " " Pin
175066	21938	" " " " " (upper).....
175470	22058	" " " " Nipper Body.....
208E	21945	" " " " " Screw.....
175409	-----	Face Plate Thread Nipper complete, Nos. 228E, 140049C, 175239 and 175470 to 175472.....
175471	22058	Face Plate Thread Nipper Plate.....
140049C	22058	" " " " " " " Screw....
175239	22058	" " " " " Spring.....
175472	22058	" " " " " Releasing Spring
228E	22052	" " " " " " " "
		Screw.....
175473	22059	Face Plate Thread Nipper Releasing Rod..
175474	22058	" " " " " " " "
		Bracket (back).....
175475	22058	Face Plate Thread Nipper Releasing Rod Bracket (back) Dowel Pin.....
160J	22054	Face Plate Thread Nipper Releasing Rod Bracket (back) Screw.....
175476	22058	Face Plate Thread Nipper Releasing Rod Bracket (front).....
175475	22058	Face Plate Thread Nipper Releasing Rod Bracket (front) Dowel Pin.....
160J	22054	Face Plate Thread Nipper Releasing Rod Bracket (front) Screw.....
175477	22058	Face Plate Thread Nipper Releasing Rod Collar with 458C.....

No.	Plate	Name
458C	22054	Face Plate Thread Nipper Releasing Rod Collar Set Screw.....
175478	22060	Face Plate Thread Nipper Releasing Rod Collar Spring.....
175480	22060	Face Plate Thread Nipper Releasing Rod Trip Lever with 185E.....
185E	21938	Face Plate Thread Nipper Releasing Rod Trip Lever Clamping Screw.....
175494	22062	Face Plate Thread Nipper Releasing Rod Trip Lever Trip Block.....
140024C	21940	Face Plate Thread Nipper Releasing Rod Trip Lever Trip Block Screw.....
175032	22056	Face Plate Thread Nipper Releasing Rod Trip Lever Trip Block Screw Washer..
175085	21938	Looper.....
175086	22060	" Driving Shaft.....
175087	22060	" " " Bushing.....
175594	-----	" " " " 175087 with 175086, 175091 and 175092.....
51183E	21938	Looper Driving Shaft Bushing Clamping Screw.....
*175088	-----	Looper Driving Shaft Crank with 435C and 1285C.....
175525	21938	Looper Driving Shaft Crank 175088 with 175090.....
175089	21938	Looper Driving Shaft Crank Connecting Link.....
175659	-----	Looper Driving Shaft Crank Connecting Link 175089 with 175525 and 175526..
*175090	-----	Looper Driving Shaft Crank Connecting Link Hinge Stud.....
1285C	21938	Looper Driving Shaft Crank Position Screw.....
435C	21938	Looper Driving Shaft Crank Set Screw....
175091	21938	" " " Gear.....
175092	21938	" " " Pin.....
456C	22054	" Set Screw.....
175093	22060	" Shaft with 458C.....
*175095	-----	" " Crank with two 140027C....
175526	21938	" " " 175095 with 175133...
140027C	21938	" " " Set Screw.....
*175133	-----	" " " Stud.....
175096	21938	Machine Rest Stud.....
458C	22054	" " " Set Screw.....
175506	22059	Needle Bar (hollow) with 200125F,200175D and 204250.....
175348	21940	Needle Bar Connecting Link.....
140028C	21940	" " " Hinge Screw..
1722J	22058	" " " " " " Nut

No.	Plate	Name
175099	21940	Needle Bar Connecting Link Hinge Stud with 160E.....
175629	-----	Needle Bar Connecting Link Hinge Stud 175099 with 1492J, 175100 and 175101
160E	22054	Needle Bar Connecting Link Hinge Stud Clamping Screw.....
175100	21940	Needle Bar Connecting Link Hinge Stud Thread Guide Plate.....
1492J	22060	Needle Bar Connecting Link Hinge Stud Thread Guide Plate Screw.....
175101	21940	Needle Bar Connecting Link Hinge Stud Thread Guide Roller.....
175349	21940	Needle Bar Connecting Stud (lower).....
1681J	21940	" " " " " Nut...
51652J	21940	" " " " " " "
		Lock Nut.....
175103	21940	Needle Bar Connecting Stud (lower) Washer.....
175104	21940	Needle Bar Connecting Stud (upper).....
1681J	21940	" " " " " Nut..
51652J	21940	" " " " " " "
		Lock Nut.....
175103	21940	Needle Bar Connecting Stud (upper) Washer.....
175105	22059	Needle Bar Eccentric with 140027C.....
175106	21919	" " " Connecting Rod with 1521J, 140024E 175535 and two 140029E.....
140029E	21940	Needle Bar Eccentric Connecting Rod Cap Screw.....
140024E	21940	Needle Bar Eccentric Connecting Rod Clamping Screw.....
1521J	21901	Needle Bar Eccentric Connecting Rod Clamping Screw Nut.....
140031C	21940	Needle Bar Eccentric Connecting Rod Hinge Screw.....
51653E	21940	Needle Bar Eccentric Connecting Rod Hinge Screw Nut.....
175535	21940	Needle Bar Eccentric Connecting Rod Oil Pad (felt).....
175108	21940	Needle Bar Eccentric Pawl with 175114...
175109	-----	Needle Bar Eccentric Pawl complete, Nos. 175108, 175110 and 175112.....
175110	21940	Needle Bar Eccentric Pawl Bracket with 175111.....
134E	21940	Needle Bar Eccentric Pawl Bracket Screw.
175111	21940	" " " " " Steady Pin.....
175112	22060	Needle Bar Eccentric Pawl Hinge Pin.....

No.	Plate	Name
175113	22060	Needle Bar Eccentric Pawl Spring.....
175114	22060	" " " " Stud...
175119	22060	" " " Pin.....
140027C	21938	" " " Set Screw.....
204250	22061	" " Thread Guide.....
200175D	22061	" " " " Screw.....
175360	22059	" " Vibrating Cam with 175514....
175119	22060	" " " " Pin.....
175120	21919	" " " Lever.....
175756	22061	" " " " Adjusting Bracket with 458C and 1341C.....
175759	-----	Needle Bar Vibrating Lever Adjusting Bracket 175756 with 175123 and 175770.....
175757	22061	Needle Bar Vibrating Lever Adjusting Bracket Hinge Stud.....
175770	-----	Needle Bar Vibrating Lever Adjusting Bracket Hinge Stud 175757 with 175758.....
1341C	22061	Needle Bar Vibrating Lever Adjusting Bracket Hinge Stud Set Screw.....
175758	21941	Needle Bar Vibrating Lever Adjusting Bracket Hinge Stud Slide.....
51654J	21941	Needle Bar Vibrating Lever Adjusting Bracket Lock Nut.....
175123	21941	Needle Bar Vibrating Lever Adjusting Bracket Lock Nut Screw Stud.....
458C	22054	Needle Bar Vibrating Lever Adjusting Bracket Lock Nut Screw Stud Set Screw.....
175125	21941	Needle Bar Vibrating Lever Adjusting Bracket Lock Nut Washer.....
175126	21919	Needle Bar Vibrating Lever Arm with 51923.....
140033F	21922	Needle Bar Vibrating Lever Arm Hinge Screw.....
51923	22054	Needle Bar Vibrating Lever Arm Roller and Screw Stud.....
140024E	21940	Needle Bar Vibrating Lever Arm Screw....
175032	22056	" " " " " Washer
140034C	21941	" " " " Hinge Screw..
140035C	21941	" " " " " "
		Lock Screw.....
175127	21941	Needle Bar Vibrating Lever Hinge Screw Slide.....
*175421	-----	Needle Guide.....
175591	-----	" " 175421 with 175547 and two 218D.....
175546	22059	Needle Guide 175591 with 175131 and 175136.....

No.	Plate	Name
175130	21941	Needle Guide Cam with two 1259C.....
1259C	22056	" " " Set Screw.....
175131	21941	" " Pin.....
175132	21941	" " Oscillating Crank with 140159E and 175134.....
140159E	21941	Needle Guide Oscillating Crank Clamping Screw.....
175016	21901	Needle Guide Oscillating Crank Spring...
175134	21941	" " " " Hook (crank end).....
175135	21941	Needle Guide Oscillating Crank Spring Hook (bed end).....
175136	-----	Needle Guide Shaft.....
175094	21941	" " " Bushing.....
458C	22054	" " " " Set Screw....
*175547	21941	" " Thread Finger.....
218D	21941	" " " " Screw.....
175511	22061	" Plate.....
140019F	22052	" " Screw.....
200125F	22061	" Set Screw.....
*175139	-----	Pulley.....
175140	21919	" 2-3/4 in. diam., 175139 with 51655J 140037C, 175141 and 175147.....
Note: No. 175140 is regularly furnished with this machine, unless otherwise specified on order.		
*175633	-----	Pulley.....
175634	-----	" 3-1/4 in. diam., 175633 with 51655J 140037C, 175141 and 175147.....
*175635	-----	Pulley.....
175636	-----	" 3-3/4 in. diam., 175635 with 51655J 140037C, 175141 and 175147.....
140037C	21921	Pulley Engaging Screw.....
51655J	21921	" " " Nut.....
175141	21921	" Oil Pad (wick).....
175142	21919	" Shaft.....
175598	-----	" " 175142 with 175069, 175105, 175143, 175144, 175150, 175346 and two 175119.....
175143	22061	Pulley Shaft Gear.....
175144	22061	" " " Pin.....
175145	21921	" Shifter.....
175146	21919	" " Holder with 51649J and 140078C.....
140078C	21921	Pulley Shifter Holder Set Screw.....
51649J	21901	" " " " Lock Nut
*175147	-----	" " Ring (V grooved).....
1178E	21921	" " Screw.....
175148	21919	Starting Crank with 1747J and 140039E...
175630	-----	" " 175148 with 175149 and 175155.....

No.	Plate	Name
140039E	21921	Starting Crank Adjusting Screw.....
1747J	21921	" " " " Nut.....
175149	21921	" " Pin.....
175150	22061	Stop Dog.....
175151	21921	" " Cushion Spring.....
175152	22059	" " " " Holder with 50581C, 175151 and two 140040C.....
50581C	21921	Stop Dog Cushion Spring Holder Set Screw
140040C	21921	" " " " Set Screw.....
175119	22060	" " Pin.....
175153	21921	" Motion Retaining Collar.....
160J	22054	" " " " Screw.....
175154	21921	" " " " Stud.
882C	21921	" " " " " " "
		Set Screw.....
175155	22059	Stop Motion Shaft.....
175156	21944	" " " Spring.....
175157	21944	" " " " Collar with 140041C.....
140041C	21921	Stop Motion Shaft Spring Collar Set Screw.....
175158	21944	Stop Motion Trip.....
175159	21944	" " " Block with 882C and 175154.....
140042C	21941	Stop Motion Trip Block Hinge Screw.....
51649E	21901	" " " " " " Nut..
175113	22060	" " " " Spring.....
175229	21921	" " " Point.....
160J	22054	" " " Screw.....
175032	22056	" " " " Washer.....
175160	21922	Tension (automatic) Disc.....
175161	21922	" " " Position Pin..
1560C	21922	" " " Regulating Thumb Nut
175162	21922	" " " Releasing Cam with two 140027C.....
140027C	21938	Tension (automatic) Releasing Cam Set Screw.....
175522	21922	Tension (automatic) Releasing Disc.....
175163	22059	" " " Rod.....
1521J	21901	" " " " Adjust- ing Nut.....
1521J	21901	Tension (automatic) Releasing Rod Ad- justing Nut Lock Nut.....
175164	22063	Tension (automatic) Releasing Rod Spring
175165	21922	" " " " Wear- ing Sleeve.....
140043C	21922	Tension (automatic) Screw Stud.....
175166	-----	" " " " 140043C with 1560C.....

No.	Plate	Name
125314	21922	Tension (automatic) Spring.....
175167	21922	" " " Thread Eyelet.....
175168	-----	Tension (automatic) complete, Nos.125314 175166, 175522 and two 175160.....
175160	21922	Tension (stationary) Disc.....
175161	21922	" " " Position Pin..
1560C	21922	" " " Regulating Thumb Nut.....
140044C	21922	Tension (stationary) Screw Stud.....
175169	-----	" " " " 140044C with 1560C.....
13710	21922	Tension (stationary) Spring.....
175170	-----	Tension (stationary) complete, Nos. 13710 175169 and two 175160.....
175171	21922	Thread Eyelet (back).....
175172	21922	" " (front).....
175173	21944	" Nipper Head.....
175174	21944	" " Plate.....
160J	22054	" " " Screw.....
175175	21944	" " " Washer.....
140045K	21944	" " " Releasing Head Screw.....
175176	22062	" " " Lever.....
140046C	21944	" " " " Hinge Screw
175177	21944	" " " Rod.....
175178	-----	" " " " 175177 with 175173.....
175179	21944	Thread Nipper Releasing Rod Spring (low- er).....
175180	21944	Thread Nipper Releasing Rod Spring (low- er) Washer.....
175181	21944	Thread Nipper Releasing Rod Spring (up- per).....
175182	21944	Thread Nipper Releasing Rod Spring Col- lar with 465C.....
465C	21944	Thread Nipper Releasing Rod Spring Col- lar Set Screw.....
175183	21944	Thread Nipper Releasing Screw Stud.....
1722J	22058	" " " " " " Nut..
175184	21944	" " " " " " "
		Washer.....
175185	21945	Thread Nipper Releasing Stud.....
175161	21922	" " " Thread Guide Pin.....
175186	21945	" Pull-off (back).....
175187	21945	" " " Holder with 160C and 1120C.....
160C	22054	Thread Pull-off (back) Holder Set Screw.
1120C	21945	" " " Set Screw.....
175188	21945	" " (front).....
175189	21945	" " " Holder with 1120C and 175190.....

No.	Plate	Name
175190	21945	Thread Pull-off (front) Holder Stop Pin.
1120C	21945	" " " Set Screw.....
175191	21945	" " Stop Collar with 160C and 175192.....
160C	22054	Thread Pull-off Stop Collar Set Screw...
175192	21945	" " " " Stop Pin....
175167	21922	" " Thread Eyelet.....
175351	22063	" Retainer Lever.....
175352	22062	" " " Holder with 160E..
160E	22054	" " " Clamping Screw.....
191J	22062	Thread Retainer Lever Screw.....
175353	-----	Thread Retainer complete, Nos. 191J, 337J 175351, 175352, 175354 and two 238J.
175354	22062	Thread Retaining Spring.....
337J	22062	" " " Adjusting Screw.
238J	22062	" " " Screw.....
*15404	-----	Trade Mark.....
15405	-----	" " Rivet.....

SINGER Needles should be used
in SINGER Machines
These Needles and their Containers
are marked with the
Company's Trade Mark "SIMANCO.**" 1

Needles in Containers marked
"FOR SINGER MACHINES"
are NOT SINGER made needles. 2

MACHINE No. 175-52

For Necking or Shanking Buttons after they have been Sewed Away from the Fabric. For Sack Coats, Top Coats, Overcoats, etc. Can only be used after the buttons have first been sewed by Machines 175-45, 175-46 or 175-48. Makes thirty-two stitches around the neck of buttons, forming a neat and firm shank between the button and the fabric. Has needle bar vibration. Clamp moves up the bed to 5/16 inch as required. Needle bar stroke, 1 7/8 inches. Special clamp for buttons from 14 to 45 ligne. Fitted with thread breaker or clamp, automatic and constant tensions, thread positioning finger, thread wiper and a tension between the take-up and needle automatically released on the first two stitches of a sewing operation. The thread is broken at the completion of an operation by raising the button clamp. Speed 1000 R. P. M.

NOTE: THIS MACHINE IS THE SAME AS THE 175-47
WITH THE FOLLOWING EXCEPTIONS:

No.	Plate	Name
175519	22062	Button Clamp (front) 175499 with two 175521 (5/32 in. thick).....
*175521	-----	Button Clamp (front) Jaw (5/32 in. thick)
175507	22063	" " Feed Cam, in place of 175558
175447	22063	" " " " Driving Worm, in place of 175346.....
175448	22063	Button Clamp Feed Cam Driving Worm Wheel with 175229 and two 140026C, in place of 175359.....
175504	-----	Button Clamp complete, Nos. 175033, 175498 175500, 175503, 175510, 175519 and two each 228J, 140024C and 175032, in place of 175769.....
175479	22060	Face Plate Thread Nipper Releasing Rod Trip Lever Trip Block, in place of 175484.....
175481	22063	Needle Bar Vibrating Cam with 175514, in place of 175360.....
175599	-----	Pulley Shaft 175142 with 175069, 175105, 175143, 175144, 175150, 175447 and two 175119, in place of 175598.....
175534	22062	Thread Nipper Releasing Screw Stud, in place of 175183.....
175514	22062	Thread Nipper Releasing Stud, in place of 175185.....

ACCESSORIES

No.	Plate	Name
175195	22063	Hand Wheel with 1448C, for turning machine by hand.....
1448C	21945	Hand Wheel Set Screw.....
120342	22063	Oiler (copper plated) with 120343.....
120343	22063	" Spout, 3-1/2 in. long.....
26026	22063	Screw Driver.....
175197	22063	Wrench for 140026.....
175198	22063	" " 140027.....

MACHINE BASE

No.	Plate	Name
175199	-----	Machine Base with 175210.....
175200	21931	Machine Base complete, Nos.145C, 160C, 1637J, 140047C, 140048C, 175032, 175199, 175208 to 175210, 175425 and four wood screws 7/8 in. No. 14 R.H.
140047C	21930	Machine Locating Screw Stud.....
*175201	-----	" Lock Plate.....
175115	21930	" " " 175201 with 175202, 175205 and 175206.....
175202	21930	Machine Lock Plate Position Stud.....
*175205	21930	" " Stud.....
51656J	21930	" " Thumb Nut.....
175206	21930	" " " " Screw Stud.....
175207	21930	" " " " Spring.....
175536	21930	" " " " Washer.....
175425	-----	Machine Lock complete, Nos. 51656J, 175115, 175207 and 175536.....
175208	21930	Machine Starting Lever with 175424.....
140048C	21930	" " " Hinge Screw.....
175032	22056	" " " " Washer
175209	21930	" " " Spring.....
175210	21930	" " " Hook (long)
175424	21930	" " " " (short)
145C	21930	" " " Stop Screw.....
1637J	21930	" " " " " Nut...

BELT AND PULLEY GUARD

No.	Plate	Name
175537	21932	Belt and Pulley Guard.....
175538	21932	" " " " Fill-in Piece (metal) with two wood screws 3/4 in. No. 10 R.H., for Trough Power Tables
175539	21932	Belt and Pulley Guard Fill-in Piece (wood) with four wood screws 1-1/2 in. No. 12 F.H., for Flat Power Tables.....
175540	-----	Belt and Pulley Guard complete for Universal Motor Table and for No.175544 Nos. 42830, 175537, 175543 and two wood screws 1 in. No. 14 F.H.....
175541	21932	Belt and Pulley Guard Hinge Pin.....
175542	21932	" " " " " " Bracket.
175543	21932	" " " " " " " 175542 with 175541.....
42830	22056	Belt and Pulley Guard Hinge Pin Cotter Pin.....
175544	-----	Belt and Pulley Guard with Fill-in Pieces complete, Nos.175538 to 175540

STARTING LEVER
AND
FOOT LIFTER PARTS

No.	Plate	Name
175215	-----	Foot Lifter Chain, 37 in. long, with two 56865.....
56865	21945	Foot Lifter Chain Hook.....
175216	21931	" " Treadle.....
175217	21931	" " " Hinge Pin.....
175218	21931	" " " Stand.....
175219	21931	Foot Lifter Treadle complete, Nos.175216 to 175218 and two wood screws 1 in. No. 14 F.H.....
175215	-----	Starting Lever Chain, 37 in. long, with two 56865.....
56865	21945	Starting Lever Chain Hook.....
175216	21931	" " Treadle.....
175217	21931	" " " Hinge Pin.....
175218	21931	" " " Stand.....
175219	21931	Starting Lever Treadle complete, Nos. 175216 to 175218 and two wood screws 1 in. No. 14 F.H.....

TABLE BELT GUIDE

No.	Plate	Name
175220	21931	Belt Guide (left) with 140035C.....
175221	21931	" " (right) with 140035C.....
140035C	21941	" " Set Screw.....
175222	21931	Pulley.....
175223	-----	" Shaft.....
175224	21931	" " 175223 with 1259E and 175227
175225	21931	" " Bracket with 444C.....
1259E	22056	" " Oil Plug Screw.....
175227	21931	" " Wick.....
444C	21945	" " Set Screw.....
175228	21931	Table Belt Guide complete, Nos. 175220, 175221, 175224, 175225 and two each 175222 and wood screws 7/8 in. No.14 R.H.....

THREAD UNWINDER (FOR ONE SPOOL)

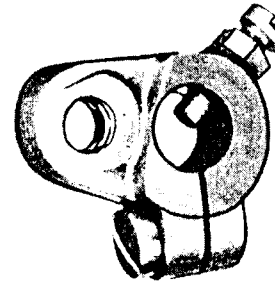
No.	Plate	Name
225259	21933	Spool Rest with 201018C.....
150203	21933	" " Cushion (felt).....
225388	21933	" " Rod.....
200383C	21945	" " Set Screw.....
201018C	21945	" " Set Screw.....
202490	21933	" Stand with 200383C.....
225391	21933	Thread Guide.....
201696J	21945	" " Lock Nut.....
225326	21945	" " Position Cup.....
225324	21933	" " Rod with 208E and 225322...
208E	21945	" " Screw.....
225322	21945	" " Washer.....
225260	21933	Thread Unwinder complete, Nos. 150203, 201696J, 202490, 225259, 225324, 225326, 225388, 225391 and three wood screws 7/8 in. No. 12 F.H.....
27739	21933	Thread Cone (wood) for large cones.....
225390	21933	" " Holder for inverted cones...

Note: Nos. 27739 and 225390 are used with, but not included in 225260.

PLATE 21901 - FULL SIZE

175005

175008



1177

140016



140017

670

175007

175002



175016

230

1521

51650



51649


175014

175015



PLATE 21919 - ONE-HALF SIZE

175112
Page 10




175113
Page 10




175114
Page 12



175116
Page 10



175117
Page 10



175118
Page 11



175112
Page 12



PLATE 21921 - FULL SIZE

175075




175087



175141 175142



175145



1178



175039



175153



51655



175151



175041



175040



17517



175227



50581



175154



582



PLATE 21922 - FULL SIZE

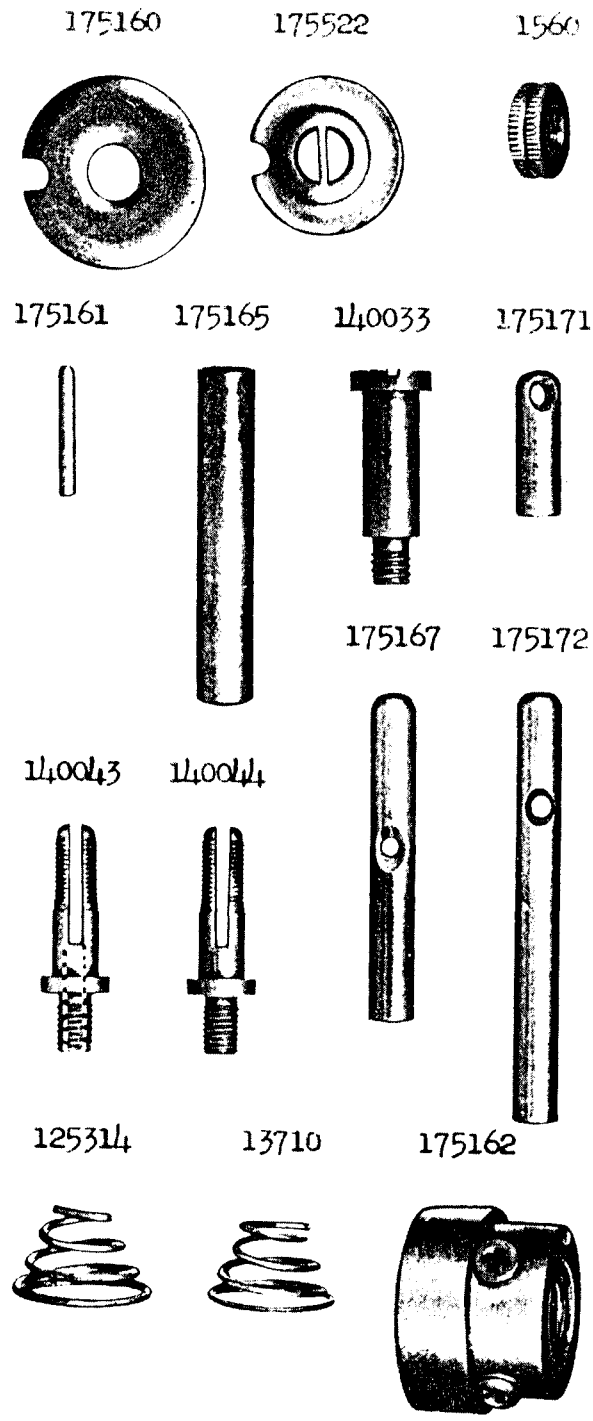


PLATE 21930 - FULL SIZE

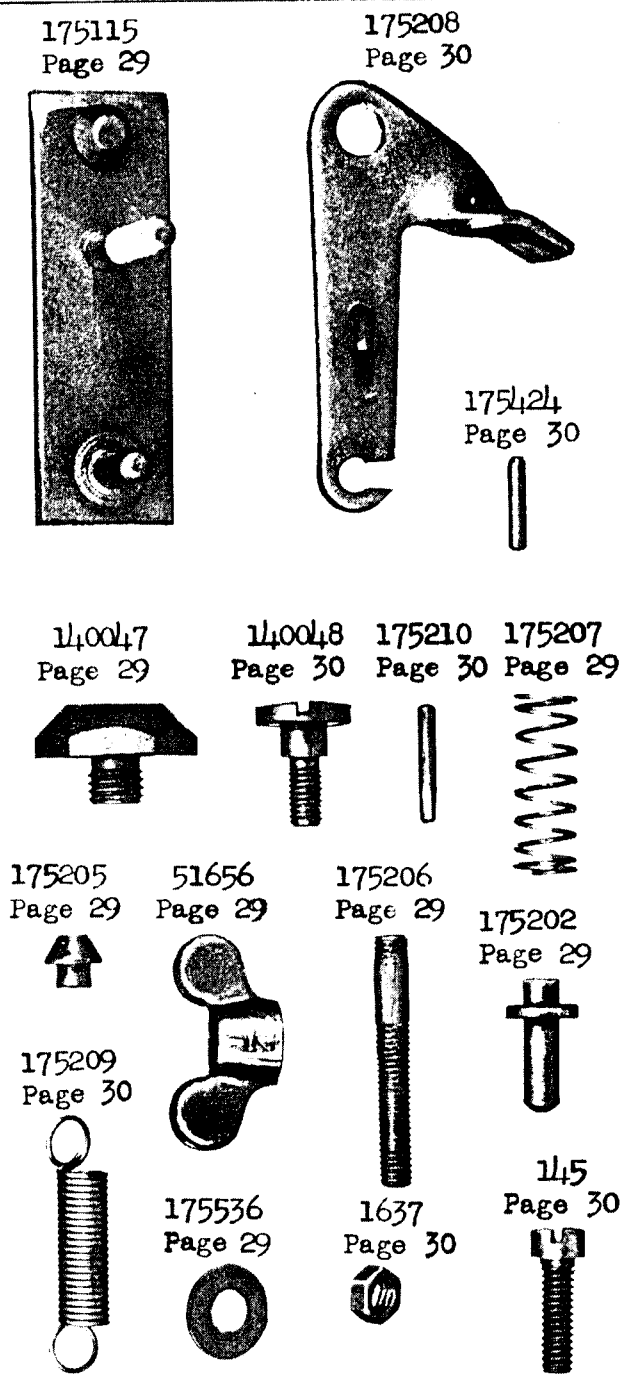
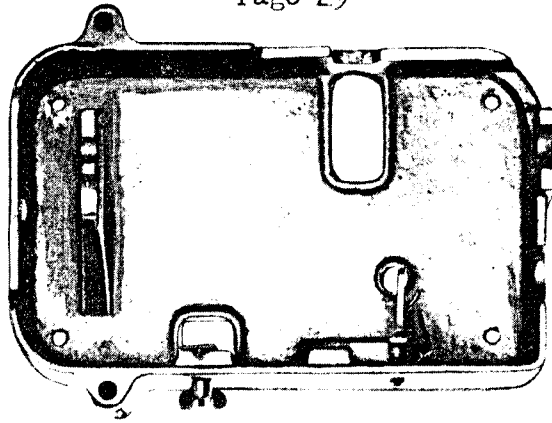


PLATE 21931 - ONE-FOURTH SIZE

175200
Page 29



175228
Page 31


175219
Page 31

175220
Page 31

175225
Page 31

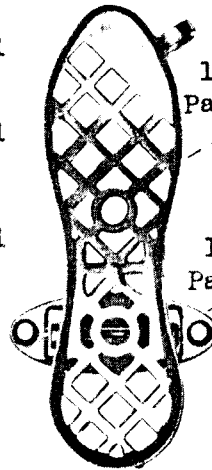
175221
Page 31

175222
Page 31



175216
Page 31

175218
Page 31



175227
Page 31

175224
Page 31

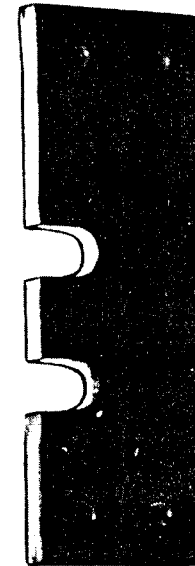

175217
Page 31



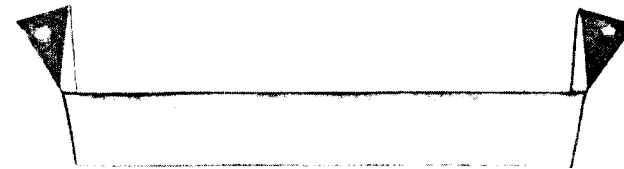
PLATE 21932 - ONE-FOURTH SIZE

175537

175539



175538



175543



175542

175541

PLATE 21933 - ONE-FOURTH SIZE

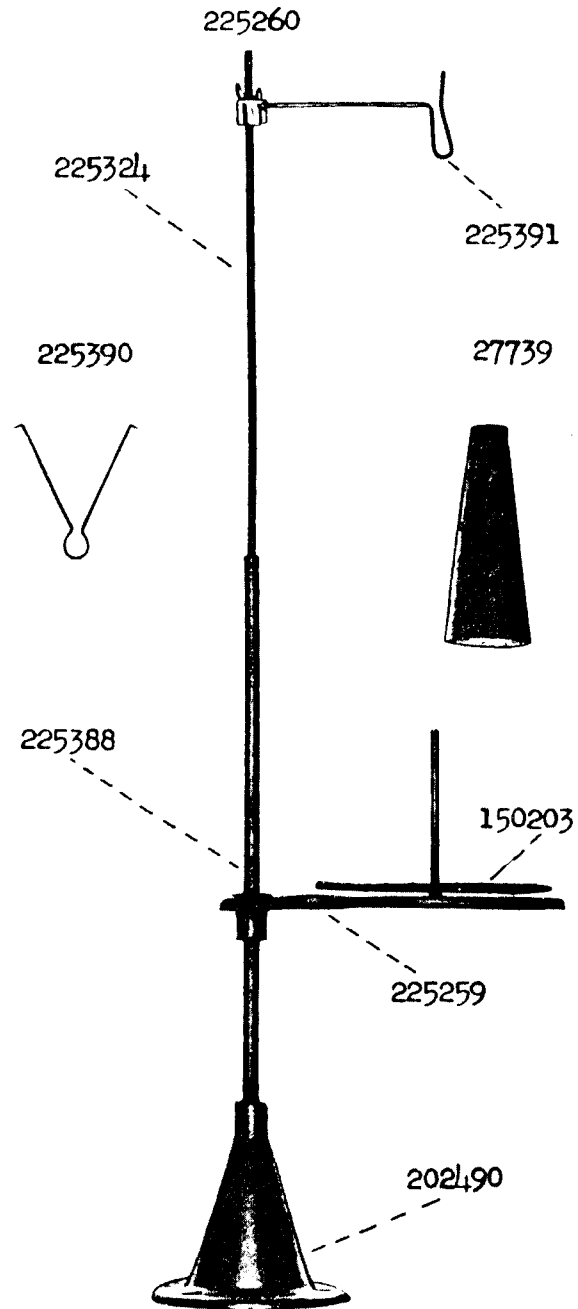

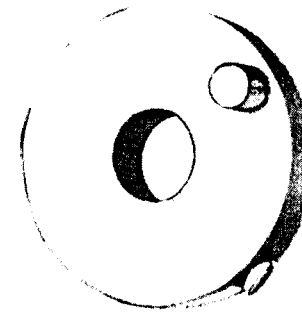


PLATE 21938 - FULL SIZE

175525

175526



120

175096

175066

185



175091



175089



175062



1285



175085




51183




175092



435



140027



175065



202098

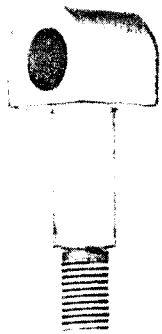


175063



PLATE 21940 - FULL SIZE

175104



175110



175108



175100



175535



17549



175099



140029



140024



51653



17548




140031



140028



175103



51652



154



140031



1681



175101



175111

PLATE 21941 - FULL SIZE

51541



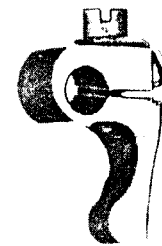
175123



175127



175132



175547



175758



140042



140035



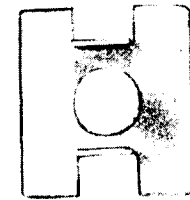
175134



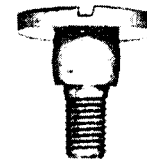
218



140119



140084



175131



175135



175130


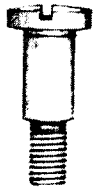


PLATE 21944 - FULL SIZE

175177




140046



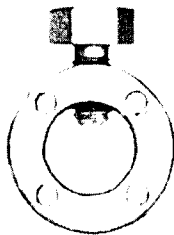
175174



175159



175157



175183




140045




175182



175156



175173



175181



175175



175180



175158



175184

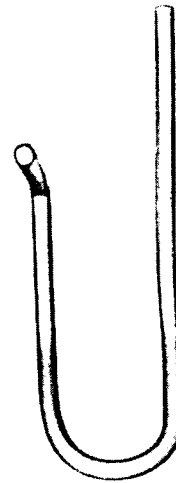


465

44

PLATE 21945 - FULL SIZE

175188



56865



201696



1120
Page 14



175185



175186



175192



225322



201018
Page 17



208



175191



175187



175189



225326



444
Page 17



200383



1448
Page 15

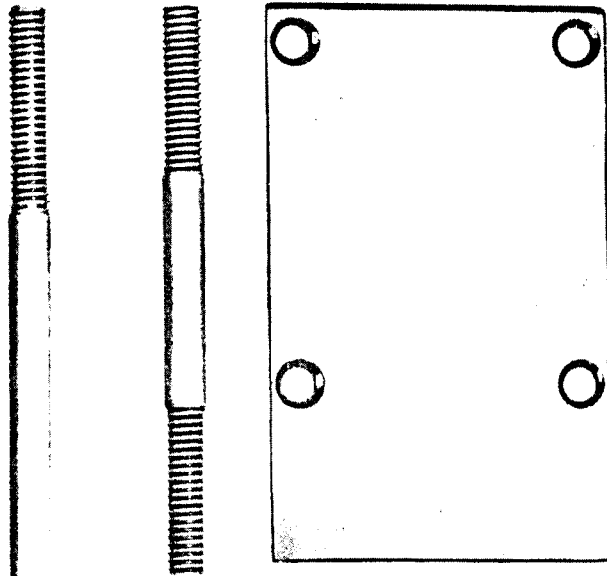


175190



PLATE 22052 - FULL SIZE

175010 175011 175020



175010

175011

175020



175017

175019

175498



175500

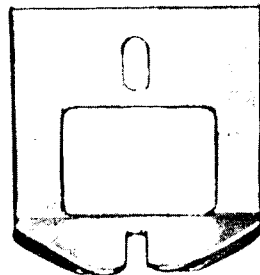
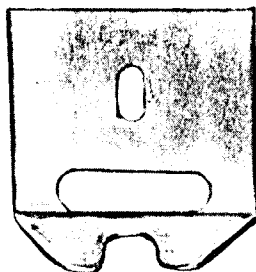
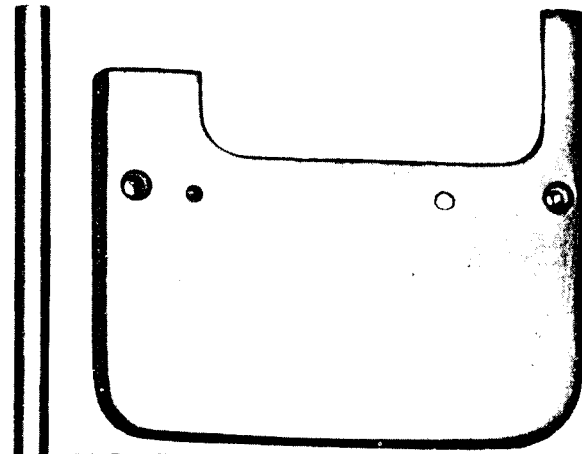




PLATE 22053 - ONE-HALF SIZE

175340 175018



175013

175033



175035

175034

175036

175074





PLATE 22054 - FULL SIZE

175510

175078

175069



175079



175548

175083

51667



51923

175549



140026

160

190

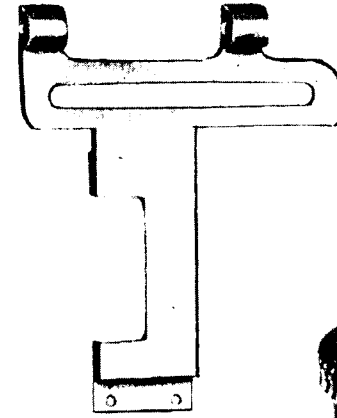
458



PLATE 22055 - ONE-HALF SIZE

175071

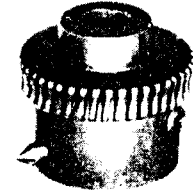
175505



175346




175359

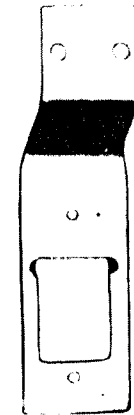


175503

175523



175558



175075

175076

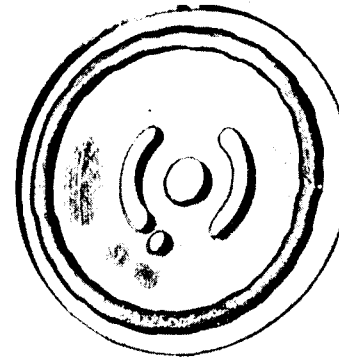


PLATE 22056 - FULL SIZE

175041



175032



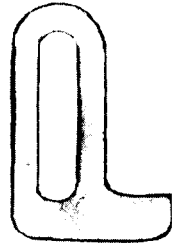
175045



175044



175049



175046



175051



127



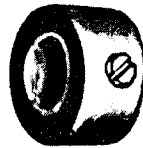
42830



1259



175053



50269



PLATE 22057 - ONE-HALF SIZE

175342



175048




175047



17542



175343



175052 175050 175055

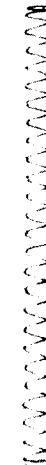


PLATE 22058 - FULL SIZE

175470

175474

175476




1722



175471



140049




175054



175472



175475



140023



175239



175477



PLATE 22059 - ONE-HALF SIZE


175473

175506

175155

175163

175546



175152



175360



175105

PLATE 22060 - FULL SIZE

175093


175086

175480



175087

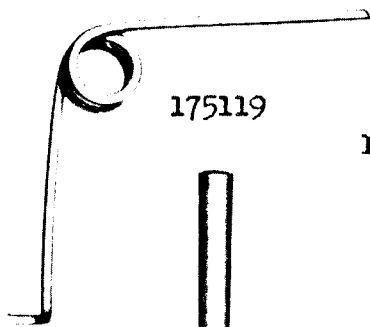
175479



175478

175113

1492



175119



175112



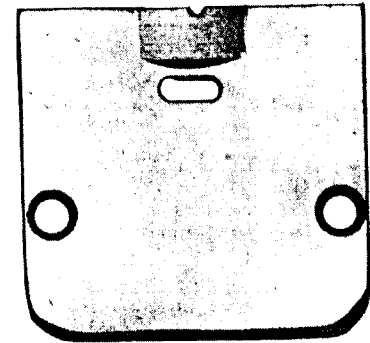

175114



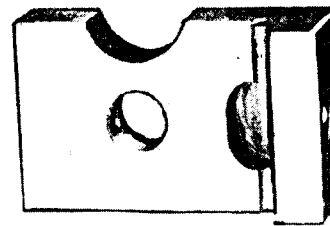
PLATE 22061 - FULL SIZE

175150

175511




175143



175757

1341

175144



200125

200175

204250




PLATE 22062 - FULL SIZE

175176

238



175519



175484



175352




175514

175534



175354



191



337



PLATE 22063 - ONE-HALF SIZE

26026

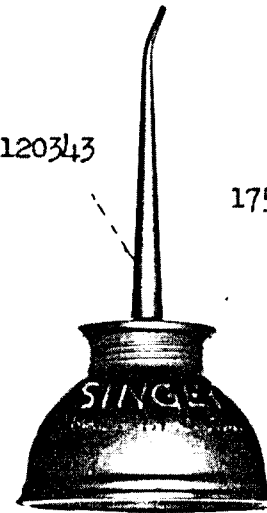
120342

175195



175351


120343




175481



175197



175198

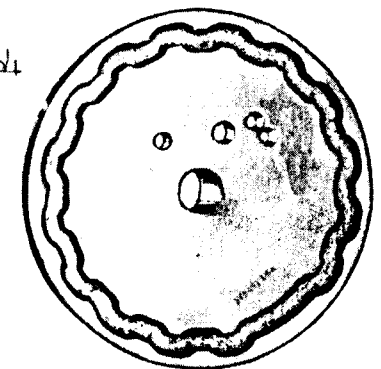


175164

175447



175448



175507

