

Form 18116, Revised

(937)

Printed in U. S. A.

PRICE LIST

OF

PARTS



FOR FAMILY SHOPS

MACHINE No. 99-13

THE SINGER MANUFACTURING COMPANY

INDEX

	Page
Accessories.....	19
Attachment Set.....	19
Bias Gauge.....	19
Bobbin Winder (Automatic).....	20
Braider.....	19
B.R.Motors.....	10
B.R.Motor Parts.....	10
Darning Foot (Spring).....	20
Edge Stitcher.....	21
Embroidery Attachment (For One Thread).....	21
Embroidery Attachment (For Two Threads).....	21
Feed Cover Plates.....	22
Finger Guard.....	22
Hemstitcher.....	23
Hemstitching and Picoting Attachment.....	23
Knee Control (Bakelite).....	15
Machine No. 99-13.....	5
Needle Threader (Universal).....	24
Numerical List of Parts.....	31
Presser Feet.....	24
Quilter.....	25
Replacement Parts.....	23
Ruffler.....	25
Ruffler Shirring Plate (Universal).....	25
Singerlight Lamp.....	29
Singerlight No. 193296.....	27
Stiletto.....	25
Tubular Trimming Attachment.....	25
Under Braider.....	26

INSTRUCTIONS FOR ORDERING

In ordering from this list, use **ONLY** the part **NUMBER** in the **FIRST** column.

The number stamped on a Sewing Machine Part is in every case the number of the single part only.

Every combination of parts sent out as such has its specific number, which, although not stamped on the parts, must be used when ordering the combination.

Each number always indicates the **SAME PART** in whatever list it appears, or for whatever machine.

The letters after some of the numbers indicate the style of finish only, as follows:

A-Hardened, Polished, Nickel Plated and Buffed

B-Polished, Nickel Plated and Buffed

C-Hardened Only

D-Polished Only

E-Soft, Not Polished

F-Hardened and Polished

F.J-Hardened, Polished and Nickel Plated

G-Bright Rumbled and Nickel Plated

H-Flued

J-Nickel Plated Only

K-Hardened and Nickel Plated

L-Brass Plated

M-Oxidized

N-Japanned, Dull

P-Japanned, Bright

R-Merlized

S-Cadmium Plating

T-Copper Plated

T.A-Hardened, Polished, Copper and Nickel Plated and Buffed

T.B-Copper and Nickel Plated and Polished

T.J-Copper and Nickel Plated Only

T.K-Hardened, Copper and Nickel Plated

T.L-Copper and Brass Plated

T.M-Copper Plated and Oxidized

U-Zinc Plated

V-Silver Plated

W-Polished and Nickel Plated

X-Black Oxide, for Iron and Steel

X.C-Hardened and Black Oxide, for Iron or Steel

Y-Black Nickel Plated Only

Z-Chromium Plated

Z.A-Hardened, Polished, Nickel Plated, Buffed and Chromium Plated

Z.B-Polished, Nickel Plated, Buffed and Chromium Plated

Z.C-Hardened and Chromium Plated

Z.J-Nickel and Chromium Plated

These letters **MUST BE USED** when they appear in the list; and **AFTER** the number **as** in the list.

In this series:

1 to 1500, 50001 to 51500 and 140001 to 142000 are Screw Numbers

1501 to 1800 and 51501 to 51800 are Nut Numbers

1801 to 2000 and 51801 to 52000 are Roller Numbers


2001 to 50000 and 52001 to 140000 and 142001 to 190000 are Sewing Machine Parts, 190001 and upward

are numbers of Electrical Parts.

The figures in the second column refer only to the plates, illustrating the parts, and are **NOT TO BE USED** in ordering.

Parts marked with an asterisk (*) are furnished only when repairs are made at factory.

LIST OF PARTS COMPLETE FOR



MACHINE No. 99-13 FOR FAMILY USE

No.	Plate	Name	Each
*33651	-----	Arm with 448A, 15404, 32503 and two 15405.....	\$5 30
2002	4376	Arm Dowel Pin.....	02
33602	22877	" Rock Shaft with 905E.....	1 10
33661	-----	" " " 33602 with 1218C and 1520J.....	1 30
905E	4397	Arm Rock Shaft Adjusting Screw.....	06
50046C	4397	" " " Screw Center (lower)	10
33666	-----	" " " " " " " 50046C with 1512J.....	20
1512J	4397	Arm Rock Shaft Screw Center (lower) Nut.....	10
50047C	4397	Arm Rock Shaft Screw Center (upper)	20
138E	4397	" Screw.....	07
33603	22877	" Shaft.....	1 50

PARTS FOR MACHINE No. 99-13

No.	Plate	Name	Each
33662	-----	Arm Shaft 33603 with 32503 and 33615.....	\$2 65
32503	4376	Arm Shaft Bushing.....	35
448A	4397	" " " Set Screw.....	05
2007	4376	" Spool Pin.....	02
8879	4376	" " " Washer (cloth).....	01
32672	4951	Balance Wheel, 3-1/4 in. pulley....	1 50
*33653	-----	Bed.....	5 30
256B	4397	Clamp Stop Motion Clamp Screw.....	50
248A	4397	" " " " Stop Screw.....	02
2020	4376	" " " " Washer.....	07
32618	4376	" " " Flanged Bushing..	55
1148C	4397	" " " " " Set Screw.....	07
32619	-----	Clamp Stop Motion complete, Nos. 248A 256B, 1148C, 2020 and 32618....	1 15
33663	4398	Face Plate.....	80
33654	-----	" " 33663 with 2827.....	80
203B	4398	" " Screw.....	05
50684B	4398	" " Thumb Screw.....	12
2827	4376	" " Thread Guard with 8505..	02
8505	4376	" " " " Rivet. Per 100	20
32507	4376	Feed Bar with 1944.....	60
1944	4376	" " Roller and Stud.....	30
315C	4397	" " Screw Center.....	06
1519J	4397	" " " " Nut.....	05
32600	4399	" Dog.....	55
191C	4399	" " Screw.....	05
33609	22677	" Forked Connection with 175J... 1	10
33664	-----	" " " 33609 with 1832	1 40
175J	4397	" " " Adjusting Screw	02
1381C	4397	" " " Hinge Screw (eccentric).....	20
1520J	4397	Feed Forked Connection Hinge Screw Nut.....	05
1832	439E	Feed Forked Connection Roller with 1085E.....	30
1085E	4398	Feed Forked Connection Roller Screw Stud.....	10
32510	4376	Feed Raising Bar with 1944.....	80
1301C	4397	" " " Hinge Screw.....	20
1944	4376	" " " Roller and Stud...	30
50049B	4397	" Regulating Thumb Screw.....	35
8216	4376	" Regulator.....	55
8217	4376	" " Friction Washer.....	01
42E	4397	" " Hinge Screw.....	20
33611	22677	" Rock Shaft.....	55
307C	4397	" " " Screw Center.....	10
1513J	4399	" " " " " Nut....	07

PARTS FOR MACHINE No. 99-13

No.	Plate	Name	Each
51045C	4398	Machine Hinge Connection Set Screw..	08
33655	4398	Needle Bar with 32519.....	80
33613	4398	" " Connecting Link.....	35
33678	-----	" " " " 33613 with 33673.....	70
33673	4398	Needle Bar Connecting Stud with 1353C.....	35
1353C	4399	Needle Bar Connecting Stud Set Screw.....	08
33615	4399	Needle Bar Crank with 1036C and 1134C.....	80
1134C	4399	Needle Bar Crank Position Screw....	20
33657	4399	" " Hole Plug.....	02
2054	4399	" Clamp with 552C.....	35
552C	4399	" " Thumb Screw.....	20
32519	4399	" Stop Pin.....	01
32520	22676	Oscillating Hook.....	3 00
32656	22676	" " Bell Crank.....	1 50
32657	-----	" " " " 32656 with 50561K.....	1 80
50561K	22676	Oscillating Hook Bell Crank Hinge Screw.....	30
32522	22676	Oscillating Hook Bobbin.....	10
32590	22676	" " " Case with 1172F, 1173D and 32567.....	1 15
32661	22676	Oscillating Hook Bobbin Case Cushion Spring.....	05
662D	22676	Oscillating Hook Bobbin Case Cushion Spring Screw.....	02
32659	22676	Oscillating Hook Bobbin Case Position Bracket.....	90
32660	-----	Oscillating Hook Bobbin Case Position Bracket complete, Nos. 662D 32528, 32598, 32599, 32669, 32661 to 32664, 50579D and 50580E.....	2 10
32662	22678	Oscillating Hook Bobbin Case Position Bracket Hinge Stud.....	12
50611J	22678	Oscillating Hook Bobbin Case Position Bracket Hinge Stud Set Screw.....	05
32663	22678	Oscillating Hook Bobbin Case Position Bracket Latch.....	25
50579D	22678	Oscillating Hook Bobbin Case Position Bracket Latch Screw.....	02
32598	22678	Oscillating Hook Bobbin Case Position Bracket Oil Pad (felt)	Per 100 35
32599	22678	Oscillating Hook Bobbin Case Position Bracket Oil Pad Holder....	05

No.	Plate	Name	Each
1172F	22678	Oscillating Hook Bobbin Case Tension Regulating Screw.....\$	02
32567	22678	Oscillating Hook Bobbin Case Tension Spring.....	20
1173D	22678	Oscillating Hook Bobbin Case Tension Spring Screw.....	02
32664	22678	Oscillating Hook Bobbin Ejector....	25
50580E	22678	" " " " Hinge Screw Stud.....	05
32528	22678	Oscillating Hook Bobbin Ejector Spring.....	07
32529	22678	Oscillating Hook Connecting Link...	35
1132C	22678	" " " " Hinge Screw.....	10
32594	22678	Oscillating Hook Crank with 1485J..	60
1485J	22678	" " " Clamping Screw.....	06
33618	22677	Oscillating Hook Pitman with two 175J.....	65
175J	4397	Oscillating Hook Pitman Adjusting Screw.....	02
44C	22678	Oscillating Hook Pitman Screw Stud (left).....	20
1216C	22678	Oscillating Hook Pitman Screw Stud (right).....	20
216C	22678	Oscillating Hook Pitman Screw Stud (right) Cap Screw.....	06
1520J	4397	Oscillating Hook Pitman Screw Stud (right) Nut.....	05
32569	22679	Oscillating Hook Slide.....	60
32570	22680	" " " Friction Spring.....	02
226J	22678	Oscillating Hook Slide Friction Spring Screw.....	02
33619	22679	Presser Bar (hollow).....	90
33620	22679	" " Lifter.....	30
33621	22679	" " " Hinge Pin.....	02
33667	22679	" " Lifting Bracket with 50052E.....	50
33669	-----	Presser Bar Lifting Bracket 33667 with 33676.....	85
33677	-----	Presser Bar Lifting Bracket 33669 with 240E, 33674 and 33675.....	1 00
50052E	22679	Presser Bar Lifting Bracket Clamping Screw.....	05
33623	22679	Presser Bar Spring.....	06
33672	-----	" " " 33623 with 33624	20
32666	4399	" Foot.....	35
51224B	4399	" " Thumb Screw.....	20

No.	Plate	Name	Each
50054B	22679	Pressure Regulating Thumb Screw....\$	25
33624	22679	" " " " Ex-tension Pin.....	12
33676	22680	Slack Thread Regulator.....	35
2102	22680	Tension Disc.....	07
1560B	22680	" Regulating Thumb Nut.....	06
32572	22680	" Releasing Disc.....	07
33659	22680	" " Lever.....	30
33671	22680	" " " Hinge Pin..	02
33660	22680	" " " Spring.....	02
32574	22680	" " Pin.....	35
1274J	22680	" Screw Stud.....	20
8238	22680	" Spring.....	07
32654	-----	Tension complete, Nos. 1274J, 1560B 8238, 32572, 32574 to 32576 and two 2102.....	95
26075	22680	Thread Cutter and Holder.....	07
33632	22680	" Guard (front of arm).....	02
237A	22680	" " " " " Set Screw	02
8422	22680	" " (head of arm).....	01
33634	22680	" Take-up Crank.....	90
1036C	4399	" " " Set Screw.....	05
33635	22681	" " Lever.....	60
33636	-----	Thread Take-up Lever complete, Nos. 33635, 33637 and 33638.....	95
33679	-----	Thread Take-up Lever 33636 with 33634, 33678, 50056E and 50057C	2 90
50056E	22680	Thread Take-up Lever Cap Screw.....	10
33637	22681	" " " Hinge Stud...	07
33638	22681	" " " Link.....	30
50057C	22681	" " " Hinge Screw	20
32575	22681	" " Spring.....	05
32576	22681	" " " Regulator....	35
453C	22681	" " " " Set Screw.....	02
32602	4399	Throat Plate for 32600.....	50
691A	4399	" " Screw.....	06
33674	22681	Timing Gauge, for setting the height of the Needle Bar and timing the Oscillating Hook.....	12
240E	4938	Timing Gauge Screw.....	02
33675	22681	" " " Washer.....	02
*15404	-----	Trade Mark.....	--
15405	-----	" " Rivet.....	--

B. R. MOTORS

CAT. NO.	AMP.	VOLTS	CYCLES	CURRENT
B.R.3	1.4	32	--	D.C.
B.R.5	1.1	50	25 to 75	A.C. and D.C.
B.R.6	0.6	95-100	"	"
B.R.7	0.6	100-110	"	"
B.R.8	0.5	115-125	"	"
B.R.9	0.4	150-165	"	"
B.R.10	0.3	200-220	"	"
B.R.11	0.3	210-230	"	"
B.R.12	0.3	230-250	"	"
B.R.14	0.5	125-135	"	"
B.R.15	0.5	130-145	"	"
B.R.87	0.7	100-110	80 to 100	"
B.R.90	0.4	200-220	"	"
B.R.92	0.3	230-250	"	"

B. R. MOTOR PARTS

No.	Plate	Name	Each
193476	-----	Armature complete for B.R.3 Motor..	\$6 00
193477	-----	" " " B.R.5 Motor..	6 00
193318	20160	" " " B.R.6 and B.R.7 Motors.....	6 00
193478	-----	Armature complete for B.R.8 Motor..	6 00
193479	-----	" " " B.R.9 Motor..	6 00
193480	-----	" " " B.R.10 and B.R.92 Motors.....	6 00
193481	-----	Armature complete for B.R.11 and B.R.12 Motors.....	6 00
194635	-----	Armature complete for B.R.14 Motor.	6 00
193482	-----	" " " B.R.15 Motor.	6 00
193483	-----	" " " B.R.87 Motor.	6 00
193484	-----	" " " B.R.90 Motor.	6 00
*193225	21466	" Shaft.....	--
*190076	21466	" Bearing Sleeve.....	20
193230	21466	" " " Cap (commutator end).....	05
194494	21466	Armature Shaft Grease Cup Body.....	05
194490	21466	" " " " Wick (felt).....	01
194326	21466	Armature Shaft Grease Cup Wick Spring.....	03
191097	21466	Armature Thrust Washer (commutator end) fibre.....	01
701400	21466	Armature Thrust Washer (pulley end) fibre.....	01

B. R. MOTOR PARTS

No.	Plate	Name	Each
191098	21466	Armature Thrust Washer (pulley end) peerless paper.....	\$ 01
193077	4951	Belt (moulded) for Disc Balance Wheel No. 32872.....	25
190782	21466	Brush (carbon) for 32 to 145 volts.	10
192947	-----	" " " 150 to 250 volts.	10
193229	21466	" Cap.....	06
190083	21466	" Spring.....	03
193228	21466	" Tube.....	08
193238	21466	" " Terminal.....	03
190059	20160	Commutator complete.....	1 25
*193226	20160	End Cover (commutator end) with 190076 and two 193232.....	1 00
*193232	21466	End Cover (commutator end) Insert..	--
*193227	20160	" " (pulley end) with 190076, 193233 and 193234.....	1 00
*193234	21466	End Cover (pulley end) Insert (low- er).....	--
*193233	21466	End Cover (pulley end) Insert (up- per).....	--
194295	-----	End Covers complete, Nos. 193226, 193227 and two each 194326, 194490 and 194494.....	2 20
51206R	21466	End Cover Screw.....	12
193236	21466	Fan.....	15

The Part numbers for the Field Coils (left and right) that are printed with an asterisk (*) will be furnished only when repairs to a motor are made at the factory. No orders will be filled for left or right coils separately.

Agencies orders will only be filled with Field Coils complete, comprising one left and one right coil.

*193442	-----	Field Coil (left).....	90
*193441	-----	" " (right).....	90
193440	-----	Field Coil complete, for B.R.3 Motor Nos. 193441 and 193442.....	1 50
*193445	-----	Field Coil (left).....	90
*193444	-----	" " (right).....	90
193443	-----	Field Coil complete, for B.R.5 Motor Nos. 193444 and 193445.....	1 50
*193448	-----	Field Coil (left).....	90
*193447	-----	" " (right).....	90
193446	-----	Field Coil complete, for B.R.6 Motor Nos. 193447 and 193448.....	1 50
*193451	20172	Field Coil (left).....	90
*193450	20172	" " (right).....	90
193449	-----	Field Coil complete, for B.R.7 Motor Nos. 193450 and 193451.....	1 50

B. R. MOTOR PARTS

No.	Plate	Name	Each
*193454	----	Field Coil (left).....	\$ 90
*193453	----	" " (right).....	90
193452	----	Field Coil complete, for B.R.8 Motor Nos. 193453 and 193454.....	1 50
*193457	----	Field Coil (left).....	90
*193456	----	" " (right).....	90
193455	----	Field Coil complete, for B.R.9 Motor Nos. 193456 and 193457.....	1 50
*193460	----	Field Coil (left).....	90
*193459	----	" " (right).....	90
193458	----	Field Coil complete, for B.R.10 and B.R.11 Motors, Nos. 193459 and 193460.....	1 50
*193463	----	Field Coil (left).....	90
*193462	----	" " (right).....	90
193461	----	Field Coil complete, for B.R.12 Mo- tor, Nos. 193462 and 193463....	1 50
*194638	----	Field Coil (left).....	90
*194637	----	" " (right).....	90
194636	----	Field Coil complete, for B.R.14 Mo- tor, Nos. 194637 and 194638....	1 50
*193466	----	Field Coil (left).....	90
*193465	----	" " (right).....	90
193464	----	Field Coil complete, for B.R.15 Mo- tor, Nos. 193465 and 193466....	1 50
*193469	----	Field Coil (left).....	90
*193468	----	" " (right).....	90
193467	----	Field Coil complete, for B.R.87 Mo- tor, Nos. 193468 and 193469....	1 50
*193472	----	Field Coil (left).....	90
*193471	----	" " (right).....	90
193470	----	Field Coil complete, for B.R.90 Mo- tor, Nos. 193471 and 193472....	1 50
*193475	----	Field Coil (left).....	90
*193474	----	" " (right).....	90
193473	----	Field Coil complete, for B.R.92 Mo- tor, Nos. 193474 and 193475....	1 50
*192954	----	Field Coil Lead Terminal Clip Body.	01
*192955	----	" " " " " " " "	
		Cap.....	01
190563	21466	Field Coil Retainer.....	10
192240	21466	" " Tube (1/8 in.) paper....	01
192243	21466	" " " (3/16 in.) paper....	01
193438	20160	Field Core complete.....	2 50
193239	20160	" " Shield.....	30
193285	----	" " " 193239 with 899380 and two 700792, for B.R.7 Motor	--
193286	----	Field Core Shield 193239 with 899381 and two 700792, for all B.R. Motors except B.R.7 Motor.	--

B. R. MOTOR PARTS

No.	Plate	Name	Each
*194532	22690	Lead Cord.....	\$ --
194518	22690	" " Plug (rubber).....	10
192851	22690	Lead complete, from lamp socket to three-pin terminal, Nos. 194518 194532 and 194533.....	1 00
192641	22689	Motor Bracket.....	70
50632R	22681	" " Screw.....	12
190058	22681	" " " Retaining Washer (fibre).....	01
191417	22681	Motor Bracket Screw Washer.....	02
193287	----	Motor Bracket complete, Nos. 50632R 51208B, 190058, 191417, 192641 and 701513.....	80
51208B	22681	Motor Screw.....	06
701513	22681	" " Retaining Washer(fibre)	01
*899380	----	Name Plate, for B.R.7 Motor.....	15
*899381	----	" " " all B.R.Motors ex- cept B.R.7 Motor.....	15
700792	22681	Name Plate Rivet.....	--
193231	22682	Pulley (moulded) with 51207C.....	15
51207C	22682	" Set Screw.....	05
*192644	----	Three-Pin Terminal (female half) Housing (lower).....	10
*194519	----	Three-Pin Terminal (female half) Housing (upper).....	--
51093R	22682	Three-Pin Terminal (female half) Housing Screw.....	07
1768R	22682	Three-Pin Terminal (female half) Housing Screw Nut.....	05
192892	22681	Three-Pin Terminal (female half) Insert Clamp.....	01
192691	22681	Three-Pin Terminal (female half) Insert Sleeve.....	06
*194533	22690	Three-Pin Terminal (female half) complete, Nos. 192644, 194519, two each 1768R, 51093R and three each 192891 and 192892....	50
*192642	----	Three-Pin Terminal Body (male half)	30
*193700	----	" " " " " " " "	
		192642 with three 192793.....	50
192793	22681	Three-Pin Terminal Body (male half) Post.....	06
51582	22681	Three-Pin Terminal Body (male half) Post Thumb Nut.....	06
701719	22682	Three-Pin Terminal Body (male half) Post Washer.....	01
192797	22689	Three-Pin Terminal Body (male half) complete, Nos. 193700 and three each 51582 and 701719.....	50

No.	Plate	Name	Each
145R	22681	Three-Pin Terminal Body (male half)	
		Screw.....\$	06
190439	22689	Tube, filled with Singer Motor Lubricant.....	15

Genuine Singer Needles should be used in Singer Machines. These Needles and their Containers are marked with the Company's Trade Mark "SIMANCO." 1

Needles in Containers marked "For Singer Machines" are not Singer made needles. 2

KNEE CONTROL (Bakelite)



FOR PORTABLE CASE SET No. 201

No.	Plate	Name	Each
194378	-----	Controller complete, for 32 to 55 volts, A.C. or D.C. Motor, Nos. 194426, 194491, 194529 and two 140102R.....	\$6 00
194379	-----	Controller complete, for 95 to 145 volts, A.C. or D.C. Motor, Nos. 194453, 194492, 194529 and two 140102R.....	6 00
194380	-----	Controller complete, for 150 to 250 volts, A.C. or D.C. Motor, Nos. 194426, 194493, 194529 and two 140102R.....	6 00
194322	22690	Controller Base with two 194419 and four 194400.....	50
194491	-----	Controller Base 194322 with 23258, 192211, 192985, 193908, 194422, 194479 and two each 140100R, 140103R, 194421, 194514 and 931090.....	3 50
194492	-----	Controller Base 194322 with 23258, 192140, 192985, 193908, 194422, 194479 and two each 140100R, 140103R, 194421, 194514 and 931090.....	3 50
194493	-----	Controller Base 194322 with 23258, 192141, 192985, 193908, 194422, 194479 and two each 140100R, 140103R, 194421, 194514 and 931090.....	3 50
*194400	-----	Controller Base Insert (large).....	--
*194419	-----	" " " (small).....	--
50557R	22682	" " Screw.....	07
194603	22682	" " Washer.....	03
194323	-----	" Cover.....	80
194453	-----	" " 194323 with 899690 and two 964317, for 194379.....	1 00

KNEE CONTROL

No.	Plate	Name	Each
194426	22690	Controller Cover 194323 with 899287 and two 964317, for 194378 and 194380.....	\$1 00
140102R	22682	Controller Cover Screw.....	02
194530	-----	" Lead.....	--
*194526	-----	" " Identification Tube (yellow).....	--
*194527	-----	Controller Lead Insulating Sleeve (3-1/16 in. long).....	05
*194528	-----	Controller Lead Insulating Sleeve (2-3/16 in. long).....	05
*191960	-----	Controller Lead Terminal Clip Body (controller end).....	01
*191961	-----	Controller Lead Terminal Clip Body Cap (controller end).....	01
*192954	-----	Controller Lead Terminal Clip Body (terminal end).....	01
*192955	-----	Controller Lead Terminal Clip Body Cap (terminal end).....	01
194529	22690	Controller Lead complete, Nos. 194526 to 194528, 194530 and two each 191960, 191961, 192954 and 192955.....	30
193908	22682	Controller Lead Clamp.....	03
194479	22682	" " " Insulation...	01
192211	22689	" Resistance Unit, for 32 to 55 volts.....	2 50
192140	22689	Controller Resistance Unit, for 95 to 145 volts.....	2 50
192141	22689	Controller Resistance Unit, for 150 to 250 volts.....	2 50
192985	22682	Controller Resistance Unit Adjust- ing Nut (insulating) with 194630.....	20
*194630	-----	Controller Resistance Unit Adjust- ing Nut Insert (brass).....	--
193989	22682	Controller Resistance Unit Adjust- ing Nut Position Pin.....	01
194403	22682	Controller Resistance Unit Bell Crank.....	20
194416	-----	Controller Resistance Unit Bell Crank 194403 with 194405.....	25
194324	22682	Controller Resistance Unit Bell Crank Connecting Link with 194420.....	25
140101C	22682	Controller Resistance Unit Bell Crank Connecting Link Hinge Screw.....	12
1607J	22682	Controller Resistance Unit Bell Crank Connecting Link Hinge Screw Nut.....	05

KNEE CONTROL

No.	Plate	Name	Each
*194420	-----	Controller Resistance Unit Bell Crank Connecting Link Insert...\$	05
51340C	22682	Controller Resistance Unit Bell Crank Hinge Screw.....	07
1607J	22682	Controller Resistance Unit Bell Crank Hinge Screw Nut.....	05
194421	22683	Controller Resistance Unit Bell Crank Spring.....	07
194402	22683	Controller Resistance Unit Bell Crank Spring Bracket.....	30
194422	-----	Controller Resistance Unit Bell Crank Spring Bracket 194402 with 51340C, 140101C, 194324, 194416, 194417 and two 1607J... 1	40
140100R	22682	Controller Resistance Unit Bell Crank Spring Bracket Screw....	02
194514	22682	Controller Resistance Unit Bell Crank Spring Bracket Screw In- sulating Disc.....	01
194405	22683	Controller Resistance Unit Bell Crank Spring Position Pin.....	05
*194444	-----	Controller Resistance Unit Driver..	25
194439	22689	Controller Resistance Unit Driver complete, Nos. 974F, 1700J, 192923, 192925, 194440, 194444, 194445 and two wood screws 5/8 in. No. 8 R.H.O. and A.....	1 50
192923	22683	Controller Resistance Unit Driver Bell Crank.....	30
974F	22683	Controller Resistance Unit Driver Bell Crank Hinge Screw.....	10
1700J	22683	Controller Resistance Unit Driver Bell Crank Hinge Screw Nut....	05
*194441	22689	Controller Resistance Unit Driver Bracket.....	30
*194440	-----	Controller Resistance Unit Driver Bracket 194441 with 194442.....	50
*194442	-----	Controller Resistance Unit Driver Bracket Hub.....	20
50557R	22682	Controller Resistance Unit Driver Bracket Screw.....	07
194603	22682	Controller Resistance Unit Driver Bracket Screw Washer.....	03
*192925	-----	Controller Resistance Unit Driver Crank.....	06
194445	22683	Controller Resistance Unit Driver Crank Connecting Link.....	30
140103R	22683	Controller Resistance Unit Screw...	07
931090	22683	" " " " " Washer (asbestos).....	01

KNEE CONTROL

No.	Plate	Name	Each
23258	22683	Controller Resistance Unit Screw	
		Washer (steel).....	\$ 01
194401	-----	Controller Resistance Unit Yoke....	30
194417	22683	" " " "194401	
		with 193989.....	30
192972	22690	Knee Lever.....	1 20
*899690	-----	Name Plate for 194453.....	--
*899287	-----	" " " 194426.....	15
964317	22683	" " Drive Screw.....	--

Genuine Singer Needles should be used
in Singer Machines.
These Needles and their Containers
are marked with the
Company's Trade Mark "SIMANCO." 1

Needles in Containers marked
"For Singer Machines"
are not Singer made needles. 2

ACCESSORIES

No.	Plate	Name	Each
120862	22689	Oil Can, contents 1-1/3 fl. oz. (filled with household oil)....	\$ 10

ATTACHMENT SET

No.	Plate	Name	Each
121464	22526	Binder complete, Nos. 51104B, 120565 121461 and 121463.....	\$ 80
121461	-----	Binder Folder.....	40
121463	-----	" Foot.....	35
51104B	22683	" Screw.....	02
120565	22683	" " Washer.....	01
32522	22676	Bobbin (five).....	10
25527	22529	Cloth Plate.....	20
50053B	22684	" " Thumb Screw.....	20
35931	22684	Hemmer (adjustable).....	1 50
120842	22684	" (foot) flat bottom, for 5/64 in. hem.....	70
-----	-----	Needles (six).....	--
25537	22689	Screw Driver (machine).....	20
120378	22889	" " (shuttle tension)....	07
8879	4376	Spool Pin Washer (cloth).....	01
36583	4942	Tucker.....	1 50
120359	-----	Attachment Set, Nos. 8879, 25527, 25537, 35931, 36583, 50053B, 120378, 120842, 121464, five 32522 and six needles.....	4 80
120598	4942	Ruffler for one, six and twelve stitch ruffling.....	1 25
120607	-----	Attachment Set complete, Nos. 120359 and 120598.....	6 00

BIAS GAUGE

No.	Plate	Name	Each
25525	4958	Bias Gauge.....	\$ 20

BRAIDER

No.	Plate	Name	Each
25510	4958	Braider.....	\$ 30
289B	4958	" Thumb Screw.....	12

No.	Plate	Name	Each
35486	4937	Driving Lever Arm (lower).....	\$ 20
35487	4937	" " " (upper).....	20
35488	4937	" " " Guide.....	20
35489	4937	" " " Hinge Stud.....	07
35490	4937	" " " Spring.....	07
35491	4937	" " " Hinge Stud.....	20
35492	4937	Thread Carrier (left).....	35
35493	4937	" " " Hinge Stud....	07
35494	4937	" " " (right).....	35
50139B	4937	" " " Hinge Screw...	06
35495	4937	" " " Friction Plate.....	07
35496	4937	Embroidery Attachment, Nos. 190B, 12152, 35483 to 35488, 35490 to 35495, 35498, 50139B and two 35489.....	3 00
190B	22687	Embroidery Attachment Screw.....	05
35497	4936	Spool Bracket.....	20
35498	4936	" " Stud.....	07
1422B	4936	" " Tension Regulating Thumb Screw.....	07
35499	4936	Spool Bracket Tension Spring.....	07
35500	4936	" " " " Position Pin.....	05
35500	4936	Spool Bracket Thread Guide Pin....	05
35501	4936	" " Wire.....	07
35502	4936	" " " Hinge Stud.....	07
35503	4936	" " " " Washer	07
35504	4936	Spool Bracket complete, Nos. 1422B, 35497, 35499, 35502, 35503 and two each 35500 and 35501.....	80
35505	-----	Embroidery Attachment complete, Nos. 35496 and 35504.....	3 80

FEED COVER PLATES

No.	Plate	Name	Each
32589	22677	Feed Cover Plate (oval top).....	\$ 20
32622	22677	" " " (flat top).....	20

FINGER GUARD

No.	Plate	Name	Each
121149	22686	Finger Guard.....	\$ 10

HEMSTITCHER

No.	Plate	Name	Each
120667	22526	Hemstitcher with Yielding Presser Plate.....	\$ 80

HEMSTITCHING AND PICOTING ATTACHMENT

No.	Plate	Name	Each
121387	21464	Hemstitching and Picoting Attach- ment with Attachment Screw 51347A.....	\$4 20
51347A	21463	Hemstitching and Picoting Attach- ment Thumb Screw.....	12
121389	22686	Hemstitching and Picoting Attach- ment Throat Plate.....	60

REPLACEMENT PARTS

FOR

HEMSTITCHING AND PICOTING ATTACHMENT No. 121387

No.	Plate	Name	Each
121591	21464	Feed Blade.....	\$ --
121400	21463	" " Actuating Bracket.....	25
121401	21463	" " " " Gib...	25
121402	21463	" " " " "	
		Rivet.....	01
121403	21463	Feed Blade Actuating Bracket Gib Washer.....Per 100	35
121404	21463	Feed Blade Actuating Bracket Rivet.	01
121405	21463	" " Extension (left).....	08
121406	21463	" " " (right).....	08
121209	21463	" " " Foot (rubber).	02
121210	21463	" " " Rivet..Per 100	20
121211	21463	" " Position Stud.....	06
121212	21463	" " Spring.....	02
121573	21463	" Cam Lever.....	12
140112J	21463	" " " Hinge Screw.....	06
121465	21463	" " " " Nut.....	10
121580	21463	" " Shaft and Ratchet Wheel...	35
121592	21464	Fork Arm.....	--
121407	21463	Piercer.....	35

REPLACEMENT PARTS

No.	Plate	Name	Each
121408	21464	Piercer Arm.....	\$ 60
121214	21463	" " Hinge Stud.....	06
121215	21463	" " Spring.....	06
51470A	21463	" Clamping Screw.....	06
121409	21463	" Holder.....	30
121410	21463	" " Adjusting Bracket....	30
51415H	21463	" " " " Screw	02
51471B	21463	" " Screw.....	07
121582	21463	Ratchet Wheel Pawl.....	30
121583	21463	" " " Rivet.....	06
121275	21463	" " " Spring.....	02
121221	21463	" " " Rivet	
	Per 100	35

NEEDLE THREADER (Universal)

No.	Plate	Name	Each
121541	22526	Needle Threader (universal).....	\$ 15
121424	22526	" " Hook.....	03
140157J	22687	" " " Screw.....	02

PRESSER FEET

No.	Plate	Name	Each
125035	22686	Presser Foot (needle hole on left hand side) for stitching on edge and inserting braid.....	\$ 40
15429	22686	Presser Foot (needle hole on right hand side) stitching on edge and inserting braid.....	40
121441	22686	Presser Foot, for gathering.....	40
25978	22687	" " (single toe) for gathering.....	40
121614	22687	Presser Foot with 51282J and 121615 for blind stitch braiding, for soutache braid.....	2 00
121615	22686	Presser Foot Braid Guide.....	--
		Note: When ordering Nos. 121614 or 121615, send sample of braid for which it is to be used.	
51282J	22687	Presser Foot Braid Guide Screw....	02
36058	22687	" " with 665B and 36059, for blind stitch cording, to turn small curves.....	3 80

PRESSER FEET

25

No.	Plate	Name	Each
36059	22686	Presser Foot Cord Guide.....	\$ 80
		Note: When ordering Nos. 36058 or 36059, send sample of cord for which it is to be used.	
665B	22687	Presser Foot Cord Guide Screw.....	02
36067	22687	" " for braiding, for art work, for braid 1/16 in. to 3/16 in. wide.....	90
		Note: When ordering No. 36067, state the size or send sample of the braid for which it is to be used.	

QUILTER

No.	Plate	Name	Each
35932	22686	Quilter.....	\$ 50

RUFFLER

No.	Plate	Name	Each
120598	4942	Ruffler for one, six and twelve stitch ruffling.....	\$1 25

RUFFLER SHIRRING PLATE (Universal)

No.	Plate	Name	Each
121170	22687	Ruffler Shirring Plate (universal) with 51395W.....	\$ 25
51395W	22687	Ruffler Shirring Plate Thumb Screw.	10

STILETTO

No.	Plate	Name	Each
25539	22689	Stiletto	\$ 07

TUBULAR TRIMMING ATTACHMENT

No.	Plate	Name	Each
35018	22689	Strip Delivery Blade.....	\$ 30
120824	4958	" Wire.....	07

No.	Plate	Name	Each
35984	4958	Presser Foot (strip folding) with tube.....	\$4 25
35985	-----	Tubular Trimming Attachment complete for making 3/32 in., 1/8 in. and 5/32 in. trimmings, Nos. 35018, 35984 and 120824.....	4 50

Note: When ordering No. 35985, state size required.

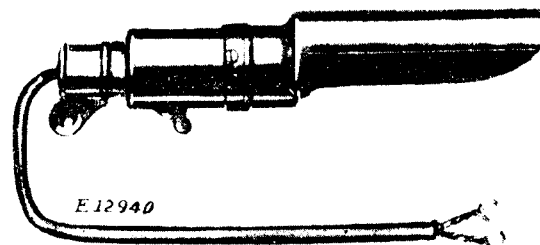
UNDER BRAIDER

No.	Plate	Name	Each
121547	22529	Under Braider.....	\$ 30
25637	22529	" " Foot.....	25

Genuine Singer Needles should be used in Singer Machines. These Needles and their Containers are marked with the Company's Trade Mark "SIMANCC." 1

Needles in Containers marked "For Singer Machines" are not Singer made needles. 2

SINGERLIGHT No. 193296



No.	Plate	Name	Each
*193783	-----	Singerlight Bracket.....	\$ 30
194020	22688	" " 193783 with 193942	30
*193254	22688	" Lamp Contact Lead Terminal.....	06
51203	22688	Singerlight Lamp Contact Lead Terminal Screw (brass).....	03
*193253	22688	Singerlight Lamp Contact Plunger...	02
*193251	22688	" " " " Bushing.....	--
*193252	22688	Singerlight Lamp Contact Plunger Spring.....	02
*193288	-----	Singerlight Lead.....	--
*194525	-----	" " Identification Tube (red).....	--
*194526	-----	Singerlight Lead Identification Tube (yellow).....	--
193829	22688	Singerlight Lead Strain Relief Disc	03
*192954	-----	" " Terminal Clip Body	01
*192955	-----	" " " " " Cap.....	01
50566	22688	Singerlight Lead Terminal Screw (brass).....	03
193289	21457	Singerlight Lead complete, Nos. 193288, 194525, 194526 and two each 192954 and 192955.....	25
*193940	22688	Singerlight Nipple.....	--
*193937	-----	" " Cap with 193938..	08
193936	22688	" " " 193937 with 50564J.....	10
*193938	-----	Singerlight Nipple Cap Insert.....	--
50564J	22688	" " " Set Screw...	02
193512	22688	" " Insulating Collar.....	05
51602R	22688	Singerlight Nipple Nut.....	12
701909	22688	" " " Insulating Washer (fibre).....	01

SINGERLIGHT No. 193296

No.	Plate	Name	Each
193509	22688	Singerlight Nipple Washer (felt)...	\$ 03
193272	21457	" Shade.....	30
193421	-----	" " 193272 with 193401	55
193437	22688	" " Friction Washer...	01
*193267	22688	" " Position Pin.....	--
193401	21457	" " Reflector.....	25
*194596	-----	" Socket Body with 193255 and two 193251.....	25
*194594	-----	Singerlight Socket Body 194596 with 51226R, 193254, 193256 to 193258, 194597 and two each 51203, 193252, 193253 and 193267.....	1 00
*194593	-----	Singerlight Socket Body 194594 with 194305.....	1 40
194592	21457	Singerlight Socket and Switch com- plete, Nos. 193829, 193936, 194593, two 50566 and three 51385R.....	1 75
*193942	22688	Singerlight Steady Pin.....	--
*193259	22688	" Toggle Switch Contact..	--
*194598	-----	" " " Frame....	--
51226R	22688	" " " " Screw	02
*194599	-----	" " " Operating Lever.....	05
*193265	22688	Singerlight Toggle Switch Operating Lever Hinge Pin.....	--
*194597	-----	Singerlight Toggle Switch complete, Nos. 193259, 193262, 193265, 193387, 193765, 194598 and 194599.....	20
*194304	21457	Singerlight Toggle Switch Shell....	15
*194305	-----	" " " " 194304 with 51602R, 193512 and 193940.	--
51385R	22688	Singerlight Toggle Switch Shell Screw.....	02
*193258	22688	Singerlight Toggle Switch Spring Contact (left).....	--
*193257	22688	Singerlight Toggle Switch Spring Contact (right).....	02
51203	22688	Singerlight Toggle Switch Spring Contact (right) Screw (brass)..	03
*193256	22688	Singerlight Toggle Switch Spring Contact Lead Terminal.....	--
*193255	22688	Singerlight Toggle Switch Spring Contact Lead Terminal Stud.....	--
*193387	22688	Singerlight Toggle Switch Toggle Lever.....	--
*193262	22688	Singerlight Toggle Switch Toggle Lever Spring.....	02

SINGERLIGHT No. 193296

No.	Plate	Name	Each
*193765	22688	Singerlight Toggle Switch Toggle Lever Spring Washer.....	\$ 01
*193296	-----	Singerlight (moulded, less lamp) complete, Nos. 168R, 193289, 193421, 193437, 194020, 194592, 701513, 701909 and two 193509..	4 20
168R	22688	Singerlight Screw.....	06
701513	22681	" " Retaining Washer (fibre).....	01

SINGERLIGHT LAMP

No.	Plate	Name	Each
194120	21457	Singerlight Lamp.....	\$ 65

Note: When ordering No. 194120, state voltage required.

Genuine Singer Needles should be used
in Singer Machines.
These Needles and their Containers
are marked with the
Company's Trade Mark "SIMANCO." 1

Needles in Containers marked
"For Singer Machines"
are not Singer made needles. 2

Genuine Singer Needles should be used
in Singer Machines.
These Needles and their Containers
are marked with the
Company's Trade Mark "SIMANCO." 1

Needles in Containers marked
"For Singer Machines"
are not Singer made needles. 2

NUMERICAL
LIST
OF PARTS

NUMERICAL LIST OF PARTS

No.	Plate	Name	Each
42E	4397	Feed Regulator Hinge Screw.....\$	20
44C	22678	Oscillating Hook Pitman Screw Stud (left).....	20
50B	22685	Bobbin Winder Worm Wheel and Thread Guide Cam Screw Stud (eccentric) for 32674.....	20
138E	4397	Arm Screw.....	07
145R	22681	Three-Pin Terminal Body (male half) Screw.....	06
168R	22688	Singerlight Screw, for 193298.....	06
175J	4397	Feed Forked Connection Adjusting Screw, for 33609.....	02
175J	4397	Oscillating Hook Pitman Adjusting Screw, for 33618.....	02
180B	22684	Bobbin Winder Bracket Screw.....	05
190B	22687	Embroidery Attachment Screw, for 35496.....	05
191C	4399	Feed Dog Screw.....	05
203B	4398	Face Plate Screw.....	05
216C	22678	Oscillating Hook Pitman Screw Stud (right) Cap Screw.....	06
226J	22678	Oscillating Hook Slide Friction Spring Screw.....	02
237A	22680	Thread Guard (front of arm) Set Screw.....	02
240J	4938	Embroidery Attachment Thread Re- taining Spring Screw, for 26538	02
240E	4938	Timing Gauge Screw, for 33677.....	02
248A	4397	Clamp Stop Motion Clamp Stop Screw, for 32619.....	02
256B	4397	Clamp Stop Motion Clamp Screw, for 32619.....	50
289B	4958	Braider Thumb Screw.....	12
307C	4397	Feed Rock Shaft Screw Center.....	10
315C	4397	" Bar Screw Center.....	06
448A	4397	Arm Shaft Bushing Set Screw, for 33651.....	05
453C	22681	Thread Take-up Spring Regulator Set Screw.....	02
468C	4938	Embroidery Attachment Looper Set Screw, for 26528.....	02
552C	4399	Needle Clamp Thumb Screw, for 2054.	20
571C	22685	Bobbin Winder Spindle Worm, for 32655.....	20
662D	22676	Oscillating Hook Bobbin Case Cushion Spring Screw, for 32660	02

NUMERICAL LIST OF PARTS

No.	Plate	Name	Each
665B	22687	Presser Foot Cord Guide Screw, for 36058.....	\$ 02
691A	4399	Throat Plate Screw.....	06
905E	4397	Arm Rock Shaft Adjusting Screw, for 33802.....	06
974F	22683	Controller Resistance Unit Driver Bell Crank Hinge Screw, for 194439.....	10
1036C	4399	Thread Take-up Crank Set Screw, for 33615.....	05
1085E	4398	Feed Forked Connection Roller Screw Stud, for 1832.....	10
1132C	22678	Oscillating Hook Connecting Link Hinge Screw.....	10
1134C	4399	Needle Bar Crank Position Screw, for 33615.....	20
1148C	4397	Clamp Stop Motion Flanged Bushing Set Screw, for 32619.....	07
1172F	22678	Oscillating Hook Bobbin Case Tension Regulating Screw, for 32590	02
1173D	22678	Oscillating Hook Bobbin Case Tension Spring Screw, for 32590...	02
1216C	22678	Oscillating Hook Pitman Screw Stud (right) for 33661.....	20
1274J	22680	Tension Screw Stud, for 32654.....	20
1301C	4397	Feed Raising Bar Hinge Screw.....	20
1353C	4399	Needle Bar Connecting Stud Set Screw, for 33673.....	06
1381C	4397	Feed Forked Connection Hinge Screw (eccentric).....	20
1422B	4936	Embroidery Attachment Spool Bracket Tension Regulating Thumb Screw, for 35504.....	07
1485J	22678	Oscillating Hook Crank Clamping Screw, for 32594.....	06
1512J	4397	Arm Rock Shaft Screw Center (lower) Nut, for 33666.....	10
1513J	4399	Feed Rock Shaft Screw Center Nut...	07
1519J	4397	" Bar Screw Center Nut.....	05
1520J	4397	" Forked Connection Hinge Screw Nut.....	05
1520J	4397	Oscillating Hook Pitman Screw Stud (right) Nut, for 33661.....	05
1528J	22685	Bobbin Winder Worm Wheel and Thread Guide Cam Screw Stud Nut, for 32674.....	05
1560B	22680	Tension Regulating Thumb Nut, for 32654.....	06

NUMERICAL LIST OF PARTS

No.	Plate	Name	Each
1607J	22682	Controller Resistance Unit Bell Crank Connecting Link Hinge Screw Nut, for 194422.....	\$ 05
1607J	22682	Controller Resistance Unit Bell Crank Hinge Screw Nut, for 194422.....	05
1700J	22683	Controller Resistance Unit Driver Bell Crank Hinge Screw Nut, for 194439.....	05
1768R	22682	Three-Pin Terminal (female half) Housing Screw Nut, for 194533..	05
1832	4398	Feed Forked Connection Roller with 1085E, for 33664.....	30
1944	4376	Feed Bar Roller and Stud, for 32507	30
1944	4376	" Raising Bar Roller and Stud, for 32510.....	30
2002	4376	Arm Dowel Pin.....	02
2007	4376	" Spool Pin.....	02
2020	4376	Clamp Stop Motion Clamp Washer, for 32619.....	07
2054	4399	Needle Clamp with 552C.....	35
2102	22680	Tension Disc, for 32654.....	07
2749	22685	Bobbin Winder Worm Wheel and Thread Guide Cam Friction Washer, for 32674.....	01
2827	4376	Face Plate Thread Guard with 8505, for 33654.....	02
8216	4376	Feed Regulator.....	55
8217	4376	" " Friction Washer.....	01
8238	22680	Tension Spring, for 32654.....	07
8422	22680	Thread Guard (head of arm).....	01
8505	4376	Face Plate Thread Guard Rivet, for 2827.....Per 100	20
8879	4376	Arm Spool Pin Washer (cloth).....	01
8879	4376	Spool Pin Washer (cloth) for 120359	01
9859	4938	Embroidery Attachment Thread Bracket Rivet, for 120876....Per 100	20
12152	4937	Embroidery Attachment Body Block Rivet, for 35496.....Per 100	20
15072	22685	Bobbin Winder Bobbin Position Pin, for 32550.....Per 100	20
15286	22685	Bobbin Winder Frame Spring, for 32674.....	02
15287	22685	Bobbin Winder Friction Ring (rubber) for 32674.....	05
15288	22685	Bobbin Winder Pulley, for 32655....	07
15291	22685	" " Stop Latch Spring, for 32674.....	01

NUMERICAL LIST OF PARTS

No.	Plate	Name	Each
15366	22685	Bobbin Winder Thread Guide Spring, for 32674.....\$	02
15376	22684	Bobbin Winder Adjusting Arm, for 32674.....	25
*15404	-----	Trade Mark, for 33651.....	--
15405	-----	" " Rivet, for 33651.....	--
15413	22684	Bobbin Winder Frame, for 32655.....	35
15416	22685	" " Worm Wheel and Thread Guide Cam, for 32674.....	25
15429	22686	Presser Foot (needle hole on right hand side) for stitching on edge and inserting braid.....	40
22232	4938	Embroidery Attachment Driving Lever Friction Washer, for 26538.....	01
22232	4938	Embroidery Attachment Scroll Carrier Friction Washer, for 26538..	01
23258	22683	Controller Resistance Unit Screw Washer (steel) for 194491 to 194493.....	01
25510	4958	Braider.....	30
25525	4958	Bias Gauge.....	20
25527	22529	Cloth Guide, for 120359.....	20
25537	22689	Screw Driver (machine) for 120359..	20
25539	22689	Stiletto.....	07
25637	22529	Under Braider Foot.....	25
25978	22687	Presser Foot (single toe) for gathering.....	40
26075	22680	Thread Cutter and Holder.....	07
26523	4938	Embroidery Attachment Driving Lever Washer, for 26538.....	01
26524	4938	Embroidery Attachment Frame with 26525, for 26538.....	80
26525	4938	Embroidery Attachment Frame Block, for 26524.....	07
26527	4938	Embroidery Attachment Looper, for 26538.....	55
26528	4938	Embroidery Attachment Scroll with 468C, for 26538.....	35
26529	4938	Embroidery Attachment Scroll Carrier with 26531, for 26538.....	20
26530	4938	Embroidery Attachment Scroll Carrier Hinge Stud, for 26538.....	05
26531	4938	Embroidery Attachment Scroll Carrier Pin, for 26529.....	01
26532	4938	Embroidery Attachment Scroll Cover, for 26538.....	20
26533	4938	Embroidery Attachment Scroll Driving Lever with 26534, for 26538	25
26534	4938	Embroidery Attachment Scroll Driving Lever Stud, for 26533.....	05

NUMERICAL LIST OF PARTS

No.	Plate	Name	Each
26535	4938	Embroidery Attachment Spool Pin, for Arm of Machine, for 26538.....\$	07
26537	4938	Embroidery Attachment Thread Eyelet for 26538.....	01
26538	22526	Embroidery Attachment complete, for one thread, Nos. 240J, 26523, 26524, 26527 to 26530, 26532, 26533, 26535, 26537, 26784, 26785, 120876 and two 22232....	3 00
26784	4938	Embroidery Attachment Driving Lever Hinge Stud, for 26538.....	07
26785	4938	Embroidery Attachment Thread Retaining Spring, for 26538.....	20
32503	4376	Arm Shaft Bushing, for 33651 and 33662.....	35
32507	4376	Feed Bar with 1944.....	80
32510	4376	" Raising Bar with 1944.....	80
32519	4399	Needle Stop Pin, for 33655.....	01
32520	22676	Oscillating Hook.....	3 00
32522	22676	" " Bobbin, for 120359	10
32528	22678	" " Ejector Spring, for 32660.....	07
32529	22678	Oscillating Hook Connecting Link...	35
32550	22685	Bobbin Winder Spindle with 15072, for 32655.....	30
32567	22678	Oscillating Hook Bobbin Case Tension Spring, for 32590.....	20
32569	22679	Oscillating Hook Slide.....	60
32570	22680	" " " Friction Spring.....	02
32572	22680	Tension Releasing Disc, for 32654..	07
32574	22680	" " Pin, for 32654...	05
32575	22681	Thread Take-up Spring, for 32654...	05
32576	22681	" " " Regulator, for 32654.....	35
32589	22677	Feed Cover Plate (oval top).....	20
32590	22676	Oscillating Hook Bobbin Case with 1172F, 1173D and 32567.....	1 15
32594	22678	Oscillating Hook Crank with 1485J..	60
32598	22678	" " Bobbin Case Position Bracket Oil Pad (felt) for 32660.....Per 100	35
32599	22678	Oscillating Hook Bobbin Case Position Bracket Oil Pad Holder, for 32660.....	05
32600	4399	Feed Dog, for 32602.....	55
32602	4399	Throat Plate, for 32600.....	50
32618	4376	Clamp Stop Motion Flanged Bushing, for 32619.....	55

NUMERICAL LIST OF PARTS

No.	Plate	Name	Each
32619	-----	Clamp Stop Motion complete, Nos. 248A, 256B, 1148C, 2020 and 32618.....	\$1 15
32622	22677	Feed Cover Plate (flat top).....	20
32625	22685	Bobbin Winder Stop Latch, for 32674	25
32628	22685	" " Thread Guide, for 32674.....	20
32654	-----	Tension complete, Nos. 1274J, 1560B 8238, 32572, 32574 to 32576 and two 2102.....	95
32655	-----	Bobbin Winder Frame 15413 with 571C 15288 and 32550, for 32674.....	95
32656	22676	Oscillating Hook Bell Crank, for 32657.....	1 50
32657	-----	Oscillating Hook Bell Crank 32656 with 50561K.....	1 80
32659	22676	Oscillating Hook Bobbin Case Position Bracket, for 32660.....	90
32660	-----	Oscillating Hook Bobbin Case Position Bracket complete, Nos. 662D 32528, 32598, 32599, 32659, 32661 to 32664, 50579D and 50580E.....	2 10
32661	22676	Oscillating Hook Bobbin Case Cushion Spring, for 32660.....	05
32662	22678	Oscillating Hook Bobbin Case Position Bracket Hinge Stud, for 32660.....	12
32663	22678	Oscillating Hook Bobbin Case Position Bracket Latch, for 32660..	25
32664	22678	Oscillating Hook Bobbin Ejector, for 32660.....	25
32666	4399	Presser Foot.....	35
32672	4951	Balance Wheel, 3-1/4 in. pulley....	1 50
32673	22677	Bobbin Winder Bracket (belt cover) for 32674.....	35
32674	-----	Bobbin Winder (automatic) complete, Nos. 50B, 1528J, 2749, 15286, 15287, 15291, 15366, 15376, 15416, 32625, 32628, 32655, 32673, 50058B, 50059B, 50061B and 50230B.....	2 90
33602	22677	Arm Rock Shaft with 905E, for 33661	1 10
33603	22677	" Shaft, for 33662.....	1 50
33609	22677	Feed Forked Connection with 175J, for 33664.....	1 10
33611	22677	Feed Rock Shaft.....	55
33613	4398	Needle Bar Connecting Link, for 33678.....	35

NUMERICAL LIST OF PARTS

No.	Plate	Name	Each
33615	4399	Needle Bar Crank with 1036C and 1134C, for 33662.....	\$ 80
33618	22677	Oscillating Hook Pitman with two 175J.....	65
33619	22679	Presser Bar (hollow).....	90
33620	22679	" " Lifter.....	30
33621	22679	" " Hinge Pin.....	02
33623	22679	" " Spring, for 33672.....	08
33624	22679	Pressure Regulating Thumb Screw Extension Pin, for 33672.....	12
33632	22680	Thread Guard (front of arm).....	02
33634	22680	" Take-up Crank, for 33679....	90
33635	22681	" " Lever, for 33636....	60
33636	-----	Thread Take-up Lever complete, for 33679, Nos. 33635, 33637 and 33638.....	95
33637	22681	Thread Take-up Lever Hinge Stud, for 33636.....	07
33638	22681	Thread Take-up Lever Link, for 33636	30
*33651	-----	Arm with 448A, 15404, 32503 and two 15405.....	5 30
*33653	-----	Bed.....	5 30
33654	-----	Face Plate 33663 with 2827.....	80
33655	4398	Needle Bar with 32519.....	80
33657	4399	" " Hole Plug.....	02
33659	22680	Tension Releasing Lever.....	30
33660	22680	" " Spring.....	02
33661	-----	Arm Rock Shaft 33602 with 1216C and 1520J.....	1 30
33662	-----	Arm Shaft 33603 with 32503 and 33615.....	2 65
33663	4398	Face Plate, for 33654.....	80
33664	-----	Feed Forked Connection 33609 with 1832.....	1 40
33666	-----	Arm Rock Shaft Screw Center (lower) 50046C with 1512J.....	20
33667	22679	Presser Bar Lifting Bracket with 50052E, for 33669.....	50
33669	-----	Presser Bar Lifting Bracket 33667 with 33676, for 33677.....	85
33671	22680	Tension Releasing Lever Hinge Pin..	02
33672	-----	Presser Bar Spring 33623 with 33624	20
33673	4398	Needle Bar Connecting Stud with 1353C, for 33678.....	35
33674	22681	Timing Gauge, for setting the height of the Needle Bar and timing the Oscillating Hook, for 33677..	12
33675	22681	Timing Gauge Screw Washer, for 33677	02
33676	22680	Slack Thread Regulator, for 33669..	35

NUMERICAL LIST OF PARTS

No.	Plate	Name	Each
33677	-----	Presser Bar Lifting Bracket with 240E, 33674 and 33675.....	\$1 00
33678	-----	Needle Bar Connecting Link with 33673, for 33679.....	70
33679	-----	Thread Take-up Lever with 33634, 33678, 50056E and 50057C	2 90
35018	22689	Tubular Trimming Attachment Strip Delivery Block, for 35985.....	30
35483	4937	Embroidery Attachment Body, for 35496.....	55
35484	4937	Embroidery Attachment Body Block, for 35496.....	30
35485	4937	Embroidery Attachment Driving Lever for 35496.....	30
35486	4937	Embroidery Attachment Driving Lever Arm (lower) for 35496.....	20
35487	4937	Embroidery Attachment Driving Lever Arm (upper) for 35496.....	20
35488	4937	Embroidery Attachment Driving Lever Arm Guide, for 35496.....	20
35489	4937	Embroidery Attachment Driving Lever Arm Hinge Stud, for 35496.....	07
35490	4937	Embroidery Attachment Driving Lever Arm Spring, for 35496.....	07
35491	4937	Embroidery Attachment Driving Lever Hinge Stud, for 35496.....	20
35492	4937	Embroidery Attachment Thread Carrier (left) for 35496.....	35
35493	4937	Embroidery Attachment Thread Carrier (left) Hinge Stud, for 35496.....	07
35494	4937	Embroidery Attachment Thread Carrier (right) for 35496.....	35
35495	4937	Embroidery Attachment Thread Carrier Friction Plate, for 35496...	07
35496	4937	Embroidery Attachment for 35505, Nos. 190B, 12152, 35483 to 35488, 35490 to 35495, 35498, 50139E and two 35489.....	3 00
35497	4936	Embroidery Attachment Spool Bracket for 35504.....	20
35498	4936	Embroidery Attachment Spool Bracket Stud, for 35496.....	07
35499	4936	Embroidery Attachment Spool Bracket Tension Spring, for 35504.....	07
35500	4936	Embroidery Attachment Spool Bracket Tension Spring Position Pin, for 35504.....	05
35500	4936	Embroidery Attachment Spool Bracket Thread Guide Pin, for 35504....	05
35501	4936	Embroidery Attachment Spool Bracket Wire, for 35504.....	07

NUMERICAL LIST OF PARTS

No.	Plate	Name	Each
35502	4936	Embroidery Attachment Spool Bracket Wire Hinge Stud, for 35504.....	\$ 07
35503	4936	Embroidery Attachment Spool Bracket Wire Hinge Stud Washer, for 35504.....	07
35504	4936	Embroidery Attachment Spool Bracket complete for 35505, Nos. 1422B, 35497, 35499, 35502, 35503 and two each 35500 and 35501.....	80
35505	-----	Embroidery Attachment complete, for two threads, Nos. 35496 and 35504.....	3 80
35931	22684	Hemmer (adjustable) for 120359....	1 50
35932	22686	Quilter.....	50
35984	4958	Tubular Trimming Attachment Presser Foot (strip folding) with tube, for 35985.....	4 25
35985	-----	Tubular Trimming Attachment complete, for making 3/32 in., 1/8 in. and 5/32 in. trimmings, Nos. 35018, 35984 and 120824.....	4 50
36058	22687	Presser Foot with 665B and 36059, for blind stitch cording, to turn small curves.....	3 80
36059	22686	Presser Foot Cord Guide, for art	80
36067	22687	" " for braiding, for art work, for braid 1/16 in. to 3/16 in. wide.....	90
36583	4942	Tucker, for 120359.....	1 50
36865	22686	Edge Stitcher.....	40
50046C	4397	Arm Rock Shaft Screw Center (lower) for 33666.....	10
50047C	4397	Arm Rock Shaft Screw Center (upper)	20
50049B	4397	Feed Regulating Thumb Screw.....	35
50052E	22679	Presser Bar Lifting Bracket Clamping Screw, for 33667.....	05
50053B	22684	Cloth Guide Thumb Screw, for 120359.	20
50054B	22679	Pressure Regulating Thumb Screw....	25
50056E	22680	Thread Take-up Lever Cap Screw, for 33679.....	10
50057C	22681	Thread Take-up Lever Link Hinge Screw, for 33679.....	20
50058B	22684	Bobbin Winder Adjusting Arm Screw, for 32674.....	05
50059B	22684	Bobbin Winder Frame Hinge Screw, for 32674.....	20
50061B	22685	Bobbin Winder Thread Guide Hinge Screw, for 32674.....	12

NUMERICAL LIST OF PARTS

No.	Plate	Name	Each
50139B	4937	Embroidery Attachment Thread Carrier (right) Hinge Screw, for 35496.....\$	06
50230B	22685	Bobbin Winder Stop Latch Hinge Screw, for 32674.....	07
50557R	22682	Controller Base Screw.....	07
50557R	22682	" Resistance Unit Driver Bracket Screw.....	07
50561K	22676	Oscillating Hook Bell Crank Hinge Screw, for 32657.....	30
50564J	22688	Singerlight Nipple Cap Set Screw, for 193936.....	02
50566	22688	Singerlight Lead Terminal Screw (brass) for 194592.....	03
50579D	22678	Oscillating Hook Bobbin Case Position Bracket Latch Screw, for 32660.....	02
50580E	22678	Oscillating Hook Bobbin Ejector Hinge Screw Stud, for 32600....	05
50611J	22678	Oscillating Hook Bobbin Case Position Bracket Hinge Stud Set Screw.....	05
50632R	22681	Motor Bracket Screw, for 193287....	12
50684B	4398	Face Plate Thumb Screw.....	12
51045C	4398	Machine Hinge Connection Set Screw.	06
51093R	22682	Three-Pin Terminal (female half) Housing Screw, for 194533.....	07
51104B	22683	Binder Screw, for 121464.....	02
51203	22688	Singerlight Lamp Contact Lead Terminal Screw (brass).....	03
51203	22688	Singerlight Toggle Switch Spring Contact (right) Screw (brass) for 194594.....	03
51206R	21466	End Cover Screw.....	12
51207C	22682	Pulley Set Screw, for 193231.....	05
51208B	22681	Motor Screw, for 193287.....	06
51224B	4399	Presser Foot Thumb Screw.....	20
51226R	22688	Singerlight Toggle Switch Frame Screw, for 194594.....	02
51282J	22687	Presser Foot Braid Guide Screw, for 121614.....	02
51340C	22682	Controller Resistance Unit Bell Crank Hinge Screw, for 194422...	07
51347A	21463	Hemstitching and Picoting Attachment Thumb Screw, for 121387....	12
51385R	22688	Singerlight Toggle Switch Shell Screw, for 194592.....	02
51395W	22687	Ruffler Shirring Plate Thumb Screw, for 121170.....	10

NUMERICAL LIST OF PARTS

No.	Plate	Name	Each
51415H	21463	Hemstitching and Picoting Attachment Piercer Holder Adjusting Bracket Screw, for 121387.....\$	02
51470A	21463	Hemstitching and Picoting Attachment Piercer Clamping Screw, for 121387.....	06
51471B	21463	Hemstitching and Picoting Attachment Piercer Holder Screw, for 121387.....	07
51582	22681	Three-Pin Terminal Body (male half) Post Thumb Nut, for 192797....	06
51602R	22688	Singerlight Nipple Nut, for 194305.	12
120359	-----	Attachment Set for 120607, Nos. 8879 25527, 25537, 35931, 36583, 50053B, 120378, 120842, 121464, five 32522 and six needles....	4 80
120378	22689	Screw Driver (shuttle tension) for 120359.....	07
120565	22683	Binder Screw Washer, for 121464....	01
120598	4942	Ruffler for one, six and twelve stitch ruffling, for 120607....	1 25
120607	-----	Attachment Set complete, Nos. 120359 and 120598.....	6 00
120687	22526	Hemstitcher with Yielding Presser Plate.....	80
120824	4958	Tubular Trimming Attachment Strip Wire, for 35985.....	07
120842	22684	Hemmer (foot) flat bottom, for 5/64 in. hem, for 120359.....	70
120862	22689	Oil Can, contents 1-1/3 fl. oz. (filled with household oil) Accessories.....	10
120876	4938	Embroidery Attachment Driving Lever with 120877 and two 9859, for 26538.....	35
120877	4938	Embroidery Attachment Thread Bracket, for 120876.....	05
121091	-----	Darning Foot, for 121094.....	40
121092	-----	" " Shank, for 121094....	25
121093	22687	" " Spring, for 121094....	06
121094	22526	Darning Foot (spring) complete, Nos. 121091 to 121093.....	70
121149	22686	Finger Guard.....	10
121170	22687	Ruffler Shirring Plate (universal) with 51395W.....	25
121209	21463	Hemstitching and Picoting Attachment Feed Blade Extension Foot (rubber) for 121387.....	02

NUMERICAL LIST OF PARTS

No.	Plate	Name	Each
121210	21463	Hemstitching and Picoting Attachment Feed Blade Extension Rivet for 121387.....Per 100.\$	20
121211	21463	Hemstitching and Picoting Attachment Feed Blade Position Stud, for 121387.....	06
121212	21463	Hemstitching and Picoting Attachment Feed Blade Spring, for 121387.....	02
121214	21463	Hemstitching and Picoting Attachment Piercer Arm Hinge Stud, for 121387.....	08
121215	21463	Hemstitching and Picoting Attachment Piercer Arm Spring, for 121387.....	06
121221	21463	Hemstitching and Picoting Attachment Ratchet Wheel Pawl Spring Rivet, for 121387.....Per 100.	35
121275	21463	Hemstitching and Picoting Attachment Ratchet Wheel Pawl Spring, for 121387.....	02
121387	21464	Hemstitching and Picoting Attachment with Attachment Screw 51347A.....	4 20
121389	22686	Hemstitching and Picoting Attachment Throat Plate, for 121387..	60
121400	21463	Hemstitching and Picoting Attachment Feed Blade Actuating Bracket, for 121387.....	25
121401	21463	Hemstitching and Picoting Attachment Feed Blade Actuating Bracket Gib, for 121387.....	25
121402	21463	Hemstitching and Picoting Attachment Feed Blade Actuating Bracket Gib Rivet, for 121387..	01
121403	21463	Hemstitching and Picoting Attachment Feed Blade Actuating Bracket Gib Washer, for 121387	Per 100. 35
121404	21463	Hemstitching and Picoting Attachment Feed Blade Actuating Bracket Rivet, for 121387.....	01
121405	21463	Hemstitching and Picoting Attachment Feed Blade Extension (left) for 121387.....	06
121406	21463	Hemstitching and Picoting Attachment Feed Blade Extension (right) for 121387.....	06
121407	21463	Hemstitching and Picoting Attachment Piercer, for 121387.....	35

NUMERICAL LIST OF PARTS

No.	Plate	Name	Each
121408	21464	Hemstitching and Picoting Attachment Piercer Arm, for 121387...\$	60
121409	21463	Hemstitching and Picoting Attachment Piercer Holder, for 121387	30
121410	21463	Hemstitching and Picoting Attachment Piercer Holder Adjusting Bracket, for 121387.....	30
121424	22526	Needle Threader Hook.....	03
121441	22686	Presser Foot, for gathering.....	40
121461	-----	Binder Folder, for 121464.....	40
121463	-----	" Foot, for 121464.....	35
121464	22526	Binder complete for 120359, Nos. 51104B, 120565, 121461 and 121463.....	80
121465	21463	Hemstitching and Picoting Attachment Feed Cam Lever Hinge Screw Nut, for 121387.....	10
121541	22526	Needle Threader (universal).....	15
121547	22529	Under Braider.....	30
121573	21463	Hemstitching and Picoting Attachment Feed Cam Lever, for 121387	12
121580	21463	Hemstitching and Picoting Attachment Feed Cam Shaft and Ratchet Wheel, for 121387.....	35
121582	21463	Hemstitching and Picoting Attachment Ratchet Wheel Pawl, for 121387.....	30
121583	21463	Hemstitching and Picoting Attachment Ratchet Wheel Pawl Rivet, for 121387.....	06
121591	21464	Hemstitching and Picoting Attachment Feed Blade, for 121387....	--
121592	21464	Hemstitching and Picoting Attachment Fork Arm, for 121387.....	--
121614	22687	Presser Foot with 51282J and 121615 for blind stitch braiding, for soutache braid.....	2 00
121615	22686	Presser Foot Braid Guide, for 121614	--
125035	22686	" " (needle hole on left hand side) for stitching on edge and inserting braid.....	40
140100R	22682	Controller Resistance Unit Bell Crank Spring Bracket Screw, for 194491 to 194493.....	02
140101C	22682	Controller Resistance Unit Bell Crank Connecting Link Hinge Screw, for 194422.....	12
140102R	22682	Controller Cover Screw, for 194378 to 194380.....	02

NUMERICAL LIST OF PARTS

No.	Plate	Name	Each
140103R	22683	Controller Resistance Unit Screw, for 194491 to 194493.....	\$ 07
140112J	21463	Hemstitching and Picoting Attachment Feed Cam Lever Hinge Screw for 121387.....	06
140157J	22687	Needle Threader Hook Screw.....	02
190058	22681	Motor Bracket Screw Retaining Washer (fibre) for 193287.....	01
190059	20160	Commutator complete.....	1 25
*190076	21466	Armature Shaft Bearing Sleeve, for 193226 and 193227.....	20
190083	21466	Brush Spring.....	03
190439	22689	Tube, filled with Singer Motor Lubricant.....	15
190563	21466	Field Coil Retainer.....	10
190782	21466	Brush (carbon) for 32 to 145 volts.	10
191097	21466	Armature Thrust Washer (commutator end) fibre.....	01
191098	21466	Armature Thrust Washer (pulley end) peerless paper.....	01
191417	22681	Motor Bracket Screw Washer, for 193287.....	02
*191960	-----	Controller Lead Terminal Clip Body (controller end) for 194529....	01
*191961	-----	Controller Lead Terminal Clip Body Cap (controller end) for 194529	01
192140	22689	Controller Resistance Unit, for 95 to 145 volts, for 194492.....	2 50
192141	22689	Controller Resistance Unit, for 150 to 250 volts, for 194493.....	2 50
192211	22689	Controller Resistance Unit, for 32 to 55 volts, for 194491.....	2 50
192240	21466	Field Coil Tube (1/8 in.) paper....	01
192243	21466	" " " (3/16 in.) paper...	01
192641	22689	Motor Bracket, for 193287.....	70
*192642	-----	Three-Pin Terminal Body (male half) for 193700.....	30
*192644	-----	Three-Pin Terminal (female half) Housing (lower) for 194533.....	10
192691	22681	Three-Pin Terminal (female half) Insert Sleeve, for 194533.....	06
192692	22681	Three-Pin Terminal (female half) Insert Clamp, for 194533.....	01
192793	22681	Three-Pin Terminal Body (male half) Post, for 193700.....	06
192797	22689	Three-Pin Terminal Body (male half) complete, Nos. 193700 and three each 51582 and 701719.....	50

NUMERICAL LIST OF PARTS

No.	Plate	Name	Each
192851	22690	Lead complete, from lamp socket to three-pin terminal, Nos. 194518 194532 and 194533.....	\$1 00
192923	22683	Controller Resistance Unit Driver Bell Crank, for 194439.....	30
*192925	-----	Controller Resistance Unit Driver Crank, for 194439.....	08
192947	-----	Brush (carbon) for 150 to 250 volts	10
*192954	-----	Controller Lead Terminal Clip Body (terminal end) for 194529.....	01
*192954	-----	Field Coil Lead Terminal Clip Body.	01
*192954	-----	Singerlight Lead Terminal Clip Body for 193289.....	01
*192955	-----	Controller Lead Terminal Clip Body Cap (terminal end) for 194529..	01
*192955	-----	Field Coil Lead Terminal Clip Body Cap.....	01
*192955	-----	Singerlight Lead Terminal Clip Body Cap, for 193289.....	01
192972	22690	Knee Lever.....	1 20
192985	22682	Controller Resistance Unit Adjusting Nut (insulating) with 194630, for 194491 to 194493...	20
193077	4951	Belt (moulded) for Disc Balance Wheel No. 32672.....	25
*193225	21466	Armature Shaft.....	--
*193226	20160	End Cover (commutator end) with 190076 and two 193232, for 194295.....	1 00
*193227	20160	End Cover (pulley end) with 190076, 193233 and 193234, for 194295..	1 00
193228	21466	Brush Tube.....	08
193229	21466	" Cap.....	06
193230	21466	Armature Shaft Bearing Sleeve Cap (commutator end).....	06
193231	22682	Pulley (moulded) with 51207C.....	15
*193232	21466	End Cover (commutator end) Insert, for 193226.....	--
*193233	21466	End Cover (pulley end) Insert (upper) for 193227.....	--
*193234	21466	End Cover (pulley end) Insert (lower) for 193227.....	--
193236	21466	Fan.....	15
193238	21466	Brush Tube Terminal.....	03
193239	20160	Field Core Shield, for 193285 and 193286.....	30
*193251	22688	Singerlight Lamp Contact Plunger Bushing, for 194596.....	--

NUMERICAL LIST OF PARTS

No.	Plate	Name	Each
*193252	22688	Singerlight Lamp Contact Plunger Spring, for 194594.....\$	02
*193253	22688	Singerlight Lamp Contact Plunger, for 194594.....	02
*193254	22688	Singerlight Lamp Contact Lead Terminal, for 194594.....	06
*193255	22688	Singerlight Toggle Switch Spring Contact Lead Terminal Stud, for 194596.....	--
*193256	22688	Singerlight Toggle Switch Spring Contact Lead Terminal, for 194594.....	--
*193257	22688	Singerlight Toggle Switch Spring Contact (right) for 194594.....	02
*193258	22688	Singerlight Toggle Switch Spring Contact (left) for 194594.....	--
*193259	22688	Singerlight Toggle Switch Contact, for 194597.....	--
*193262	22688	Singerlight Toggle Switch Toggle Lever Spring, for 194597.....	02
*193265	22688	Singerlight Toggle Switch Operating Lever Hinge Pin, for 194597....	--
*193267	22688	Singerlight Shade Position Pin, for 194594.....	--
193272	21457	Singerlight Shade, for 193421.....	30
193285	-----	Field Core Shield 193239 with 899380 and two 700792, for B.R. 7 Motor.....	--
193286	-----	Field Core Shield 193239 with 899381 and two 700792, for all B.R. Motors except B.R.7 Motor.	--
193287	-----	Motor Bracket complete, Nos. 50632R 51208B, 190058, 191417, 192641 and 701513.....	80
*193288	-----	Singerlight Lead, for 193289.....	--
193289	21457	Singerlight Lead complete for 193296, Nos. 193288, 194525, 194526 and two each 192954 and 192955.....	25
*193296	-----	Singerlight (moulded less lamp) complete, Nos. 168R, 193289, 193421, 193437, 194020, 194592, 701513, 701909 and two 193509..	4 20
193318	20160	Armature complete, for B.R.6 and B.R.7 Motors.....	6 00
*193387	22688	Singerlight Toggle Switch Toggle Lever, for 194597.....	--
193401	21457	Singerlight Shade Reflector, for 193421.....	25

NUMERICAL LIST OF PARTS

No.	Plate	Name	Each
193421	-----	Singerlight Shade 193272 with 193401 for 193296.....\$	55
193437	22688	Singerlight Shade Friction Washer, for 193296.....	01
193438	20160	Field Core complete.....	2 50
193440	-----	Field Coil complete, for B.R.3 Motor Nos. 193441 and 193442.....	1 50
*193441	-----	Field Coil (right) for 193440.....	90
*193442	-----	" " (left) for 193440.....	90
193443	-----	Field Coil complete, for B.R.5 Motor Nos. 193444 and 193445.....	1 50
*193444	-----	Field Coil (right) for 193443.....	90
*193445	-----	" " (left) for 193443.....	90
193446	-----	Field Coil complete, for B.R.6 Motor Nos. 193447 and 193448.....	1 50
*193447	-----	Field Coil (right) for 193446.....	90
*193448	-----	" " (left) for 193446.....	90
193449	-----	Field Coil complete, for B.R.7 Motor Nos. 193450 and 193451.....	1 50
*193450	20172	Field Coil (right) for 193449.....	90
*193451	20172	" " (left) for 193449.....	90
193452	-----	Field Coil complete, for B.R.8 Motor Nos. 193453 and 193454.....	1 50
*193453	-----	Field Coil (right) for 193452.....	90
*193454	-----	" " (left) for 193452.....	90
193455	-----	Field Coil complete, for B.R.9 Motor Nos. 193456 and 193457.....	1 50
*193456	-----	Field Coil (right) for 193455.....	90
*193457	-----	" " (left) for 193455.....	90
193458	-----	Field Coil complete, for B.R.10 and B.R.11 Motors, Nos. 193459 and 193460.....	1 50
*193459	-----	Field Coil (right) for 193458.....	90
*193460	-----	" " (left) for 193458.....	90
193461	-----	Field Coil complete, for B.R.12 Motor, Nos. 193462 and 193463....	1 50
*193462	-----	Field Coil (right) for 193461.....	90
*193463	-----	" " (left) for 193461.....	90
193464	-----	Field Coil complete, for B.R.15 Motor, Nos. 193465 and 193466....	1 50
*193465	-----	Field Coil (right) for 193464.....	90
*193466	-----	" " (left) for 193464.....	90
193467	-----	Field Coil complete, for B.R.87 Motor, Nos. 193468 and 193469....	1 50
*193468	-----	Field Coil (right) for 193467.....	90
*193469	-----	" " (left) for 193467.....	90
193470	-----	Field Coil complete, for B.R.90 Motor, Nos. 193471 and 193472....	1 50
*193471	-----	Field Coil (right) for 193470.....	90

No.	Plate	Name	Each
*193472	-----	Field Coil (left) for 193470.....	\$ 90
193473	-----	Field Coil complete, for B.R.92 Motor, Nos. 193474 and 193475....	1 50
*193474	-----	Field Coil (right) for 193473.....	90
*193475	-----	" " (left) for 193473.....	90
193476	-----	Armature complete, for B.R.3 Motor..	6 00
193477	-----	" " " B.R.5 Motor..	6 00
193478	-----	" " " B.R.8 Motor..	6 00
193479	-----	" " " B.R.9 Motor..	6 00
193480	-----	" " " B.R.10 and B.R.92 Motors.....	6 00
193481	-----	Armature complete, for B.R.11 and B.R.12 Motors.....	6 00
193482	-----	Armature complete, for B.R.15 Motor.	6 00
193483	-----	" " " B.R.87 Motor.	6 00
193484	-----	" " " B.R.90 Motor.	6 00
193509	22688	Singerlight Nipple Washer (felt) for 193296.....	03
193512	22688	Singerlight Nipple Insulating Collar, for 194305.....	05
*193700	-----	Three-Pin Terminal Body (male half) 192642 with three 192793, for 192797.....	50
*193765	22688	Singerlight Toggle Switch Toggle Lever Spring Washer, for 194597	01
*193783	-----	Singerlight Bracket, for 194020....	30
193829	22688	" Lead Strain Relief Disc for 194592.....	03
193908	22682	Controller Lead Clamp, for 194491 to 194493.....	03
193936	22688	Singerlight Nipple Cap 193937 with 50564J, for 194592.....	10
*193937	-----	Singerlight Nipple Cap with 193938, for 193936.....	08
*193938	-----	Singerlight Nipple Cap Insert, for 193937.....	--
*193940	22688	Singerlight Nipple, for 194305....	--
*193942	22688	" Steady Pin, for 194020.	--
193989	22682	Controller Resistance Unit Adjusting Nut Position Pin, for 194417	01
194020	22688	Singerlight Bracket 193783 with 193942, for 193296.....	30
194120	21457	Singerlight Lamp.....	65
194295	-----	End Covers complete, Nos. 193226, 193227 and two each 194326, 194490 and 194494.....	2 20
*194304	21457	Singerlight Toggle Switch Shell, for 193305.....	15

No.	Plate	Name	Each
*194305	-----	Singerlight Toggle Switch Shell 194304 with 51602R, 193512 and 193940, for 194593.....	\$ --
194322	22690	Controller Base with two 194419 and four 194400, for 194491 to 194493.....	50
194323	-----	Controller Cover, for 194426 and 194453.....	80
194324	22682	Controller Resistance Unit Bell Crank Connecting Link with 194420, for 194422.....	25
194326	21466	Armature Shaft Grease Cup Wick Spring, for 194295.....	03
194378	-----	Controller (moulded) complete (Knee Control) for Portable Case, Set No. 201, for 32 to 55 volts, A.C or D.C. Motor, Nos. 194426, 194491, 194529 and two 140102R.	6 00
194379	-----	Controller (moulded) complete (Knee Control) for Portable Case, Set No. 201, for 95 to 145 volts, A.C. or D.C. Motor, Nos. 194453, 194492, 194529 and two 140102R.	6 00
194380	-----	Controller (moulded) complete (Knee Control) for Portable Case, Set No. 201, for 150 to 250 volts, A.C. or D.C. Motor, Nos. 194426, 194493, 194529 and two 140102R.	6 00
*194400	-----	Controller Base Insert (large) for 194322.....	--
194401	-----	Controller Resistance Unit Yoke, for 194417.....	30
194402	22683	Controller Resistance Unit Bell Crank Spring Bracket, for 194422	30
194403	22682	Controller Resistance Unit Bell Crank, for 194416.....	20
194405	22683	Controller Resistance Unit Bell Crank Spring Position Pin, for 194416.....	05
194416	-----	Controller Resistance Unit Bell Crank 194403 with 194405, for 194422.....	25
194417	22683	Controller Resistance Unit Yoke 194401 with 193989, for 194422.	30
*194419	-----	Controller Base Insert (small) for 194322.....	--
*194420	-----	Controller Resistance Unit Bell Crank Connecting Link Insert, for 194324.....	05

NUMERICAL LIST OF PARTS

No.	Plate	Name	Each
194421	22683	Controller Resistance Unit Bell Crank Spring, for 194491 to 194493.....\$	07
194422	-----	Controller Resistance Unit Bell Crank Spring Bracket 194402 with 51340C, 140101C, 194324, 194416, 194417 and two 1607J, for 194491 to 194493.....	1 40
194426	22690	Controller Cover 194323 with 899287 and two 964317, for 194378 and 194380.....	1 00
194439	22689	Controller Resistance Unit Driver complete, Nos. 974F, 1700J, 192923, 192925, 194440, 194444, 194445 and two wood screws 5/8 in. No. 8 R.H.O. and A.....	1 50
*194440	-----	Controller Resistance Unit Driver Bracket 194441 with 194442, for 194439.....	50
*194441	22689	Controller Resistance Unit Driver Bracket, for 194440.....	30
*194442	-----	Controller Resistance Unit Driver Bracket Hub, for 194440.....	20
*194444	-----	Controller Resistance Unit Driver, for 194439.....	25
194445	22683	Controller Resistance Unit Driver Crank Connecting Link, for 194439.....	30
194453	-----	Controller Cover 194323 with 899690 and two 964317, for 194379.....	1 00
194479	22682	Controller Lead Clamp Insulation, for 194491 to 194493.....	01
194490	21466	Armature Shaft Grease Cup Wick (felt) for 194295.....	01
194491	-----	Controller Base 194322 with 23258, 192211, 192985, 193908, 194422, 194479 and two each 140100R, 140103R, 194421, 194514 and 931090, for 194378.....	3 50
194492	-----	Controller Base 194322 with 23258, 192140, 192985, 193908, 194422, 194479 and two each 140100R, 140103R, 194421, 194514 and 931090, for 194379.....	3 50
194493	-----	Controller Base 194322 with 23258 192141, 192985, 193908, 194422, 194479 and two each 140100R, 140103R, 194421, 194514 and 931090, for 194380.....	3 50

NUMERICAL LIST OF PARTS

No.	Plate	Name	Each
194494	21466	Armature Shaft Grease Cup Body, for 194295.....\$	05
194514	22682	Controller Resistance Unit Bell Crank Spring Bracket Screw Insulating Disc, for 194491 to 194493.....	01
194518	22690	Lead Cord Plug (rubber) for 192851.	10
*194519	-----	Three-Pin Terminal (female half) Housing (upper) for 194533.....	--
*194525	-----	Singerlight Lead Identification Tube (red) for 193289.....	--
*194526	-----	Controller Lead Identification Tube (yellow) for 194529.....	--
*194526	-----	Singerlight Lead Identification Tube (yellow) for 193289.....	--
*194527	-----	Controller Lead Insulating Sleeve (3-1/16 in. long) for 194529...	05
*194528	-----	Controller Lead Insulating Sleeve (2-3/16 in. long) for 194529...	05
194529	22690	Controller Lead complete for 194378 to 194380, Nos. 194526 to 194528 194530 and two each 191960, 191961, 192954 and 192955.....	30
194530	-----	Controller Lead, for 194529.....	--
*194532	22690	Lead Cord, for 192851.....	--
*194533	22690	Three-Pin Terminal (female half) complete for 192851, Nos. 192644 194519, two each 1768R, 51093A and three each 192691 and 192692.....	50
194592	21457	Singerlight Socket and Switch complete for 193296, Nos. 193829, 193936, 194593, two 50566 and three 51385R.....	1 75
*194593	-----	Singerlight Socket Body 194594 with 194305, for 194592.....	1 40
*194594	-----	Singerlight Socket Body 194596 with 51226R, 193254, 193256 to 193258 194597 and two each 51203, 193252, 193253 and 193267, for 194593.....	1 00
*194596	-----	Singerlight Socket Body with 193255 and two 193251, for 194594.....	25
*194597	-----	Singerlight Toggle Switch complete, for 194594, Nos. 193259, 193262 193265, 193387, 193765, 194598 and 194599.....	20
*194598	-----	Singerlight Toggle Switch Frame, for 194597.....	--

NUMERICAL LIST OF PARTS

No.	Plate	Name	Each
*194599	-----	Singerlight Toggle Switch Operating Lever, for 194597.....	\$ 05
194603	22682	Controller Base Screw Washer.....	03
194603	22682	" Resistance Unit Driver Bracket Screw Washer.....	03
*194630	-----	Controller Resistance Unit Adjust- ing Nut Insert (brass) for 192985.....	--
194635	-----	Armature complete, for B.R.14 Motor.	6 00
194636	-----	Field Coil complete, for B.R.14 Mo- tor, Nos. 194637 and 194638....	1 50
*194637	-----	Field Coil (right) for 194636.....	90
*194638	-----	" " (left) for 194636.....	90
700792	22681	Name Plate Rivet, for 193285 and 193286.....	--
701400	21466	Armature Thrust Washer (pulley end) fibre.....	01
701513	22681	Motor Screw Retaining Washer (fibre) for 193287.....	01
701513	22681	Singerlight Screw Retaining Washer (fibre) for 193296.....	01
701719	22682	Three-Pin Terminal Body (male half) Post Washer, for 192797.....	01
701909	22688	Singerlight Nipple Nut Insulating Washer (fibre) for 193296.....	01
*899287	-----	Name Plate, for 194426.....	15
*899380	-----	" " " B.R.7 Motor, for 193285.....	15
*899381	-----	Name Plate, for all B.R. Motors except B.R.7 Motor, for 193286.	15
*899690	-----	Name Plate, for 194453.....	--
931090	22683	Controller Resistance Unit Screw Washer (asbestos) for 194491 to 194493.....	01
964317	22683	Name Plate Drive Screw, for 194426 and 194453.....	--


ILLUSTRATIONS
OF
PARTS

PLATE 4376—FULL SIZE

2007



8879



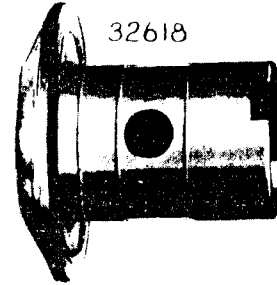
2020



32507



32618




8217



1944



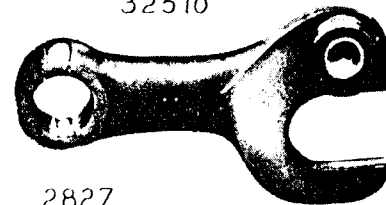
32503




2002



32510



8216



2827




8505



PLATE 4397 - FULL SIZE

256



138



1301



905



1381



1148



175



50046



50047



448



248



50049



1512



1519



1520



42



307



315



PLATE 4398 - FULL SIZE

33663



33655



33613



1832



1085



50684



203



51045




33673

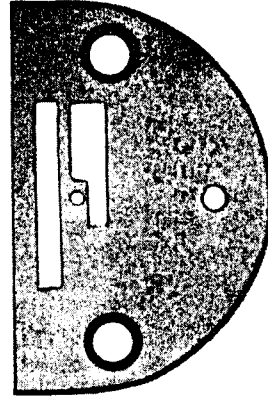


PLATE 4399 - FULL SIZE

32600
16 teeth = 1 inch



32602




191



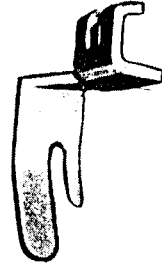
691



33615



32666



51224



2054



1134



1353



1036



552



1513



33657



32519



PLATE 4936 - FULL SIZE

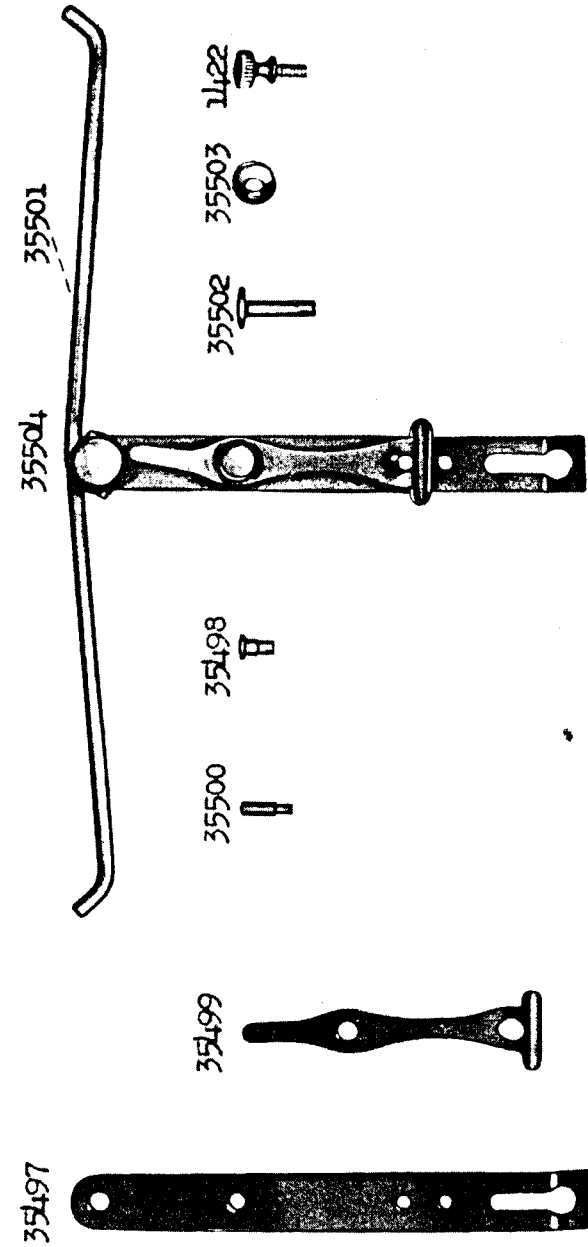


PLATE 4937 - FULL SIZE

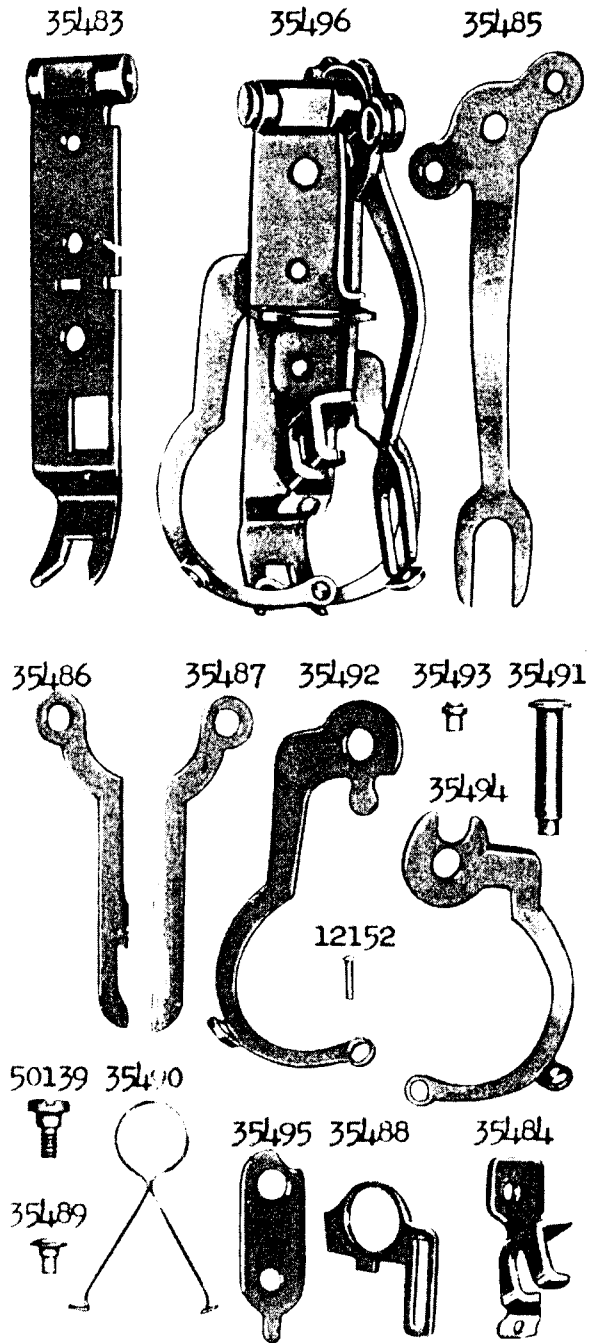


PLATE 4938 - FULL SIZE

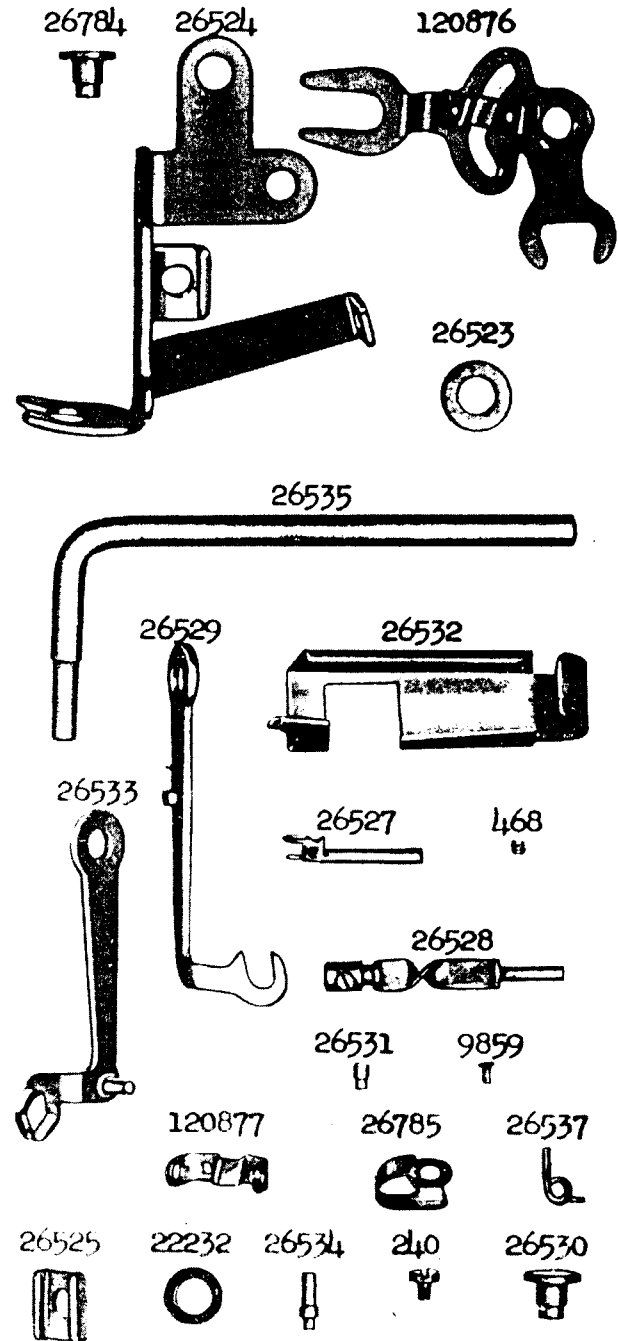



PLATE 4942 - FULL SIZE

120598



36583

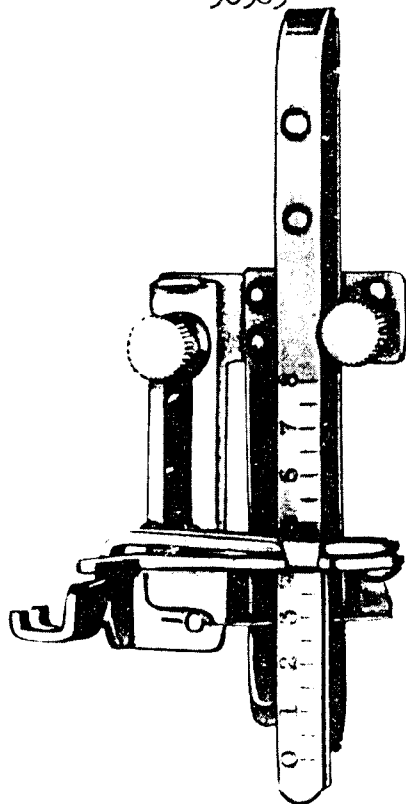



PLATE 4951 - ONE-HALF SIZE

32672



193077






PLATE 4958 - FULL SIZE

120824



35984



25510



289



25525


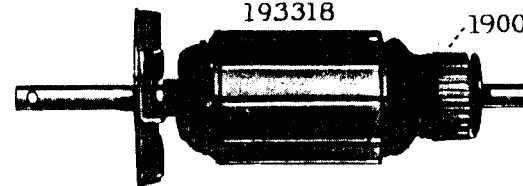



PLATE 20160—ONE-HALF SIZE

193318


190059




193227



193226



193438



193239




PLATE 20172—ONE-HALF SIZE

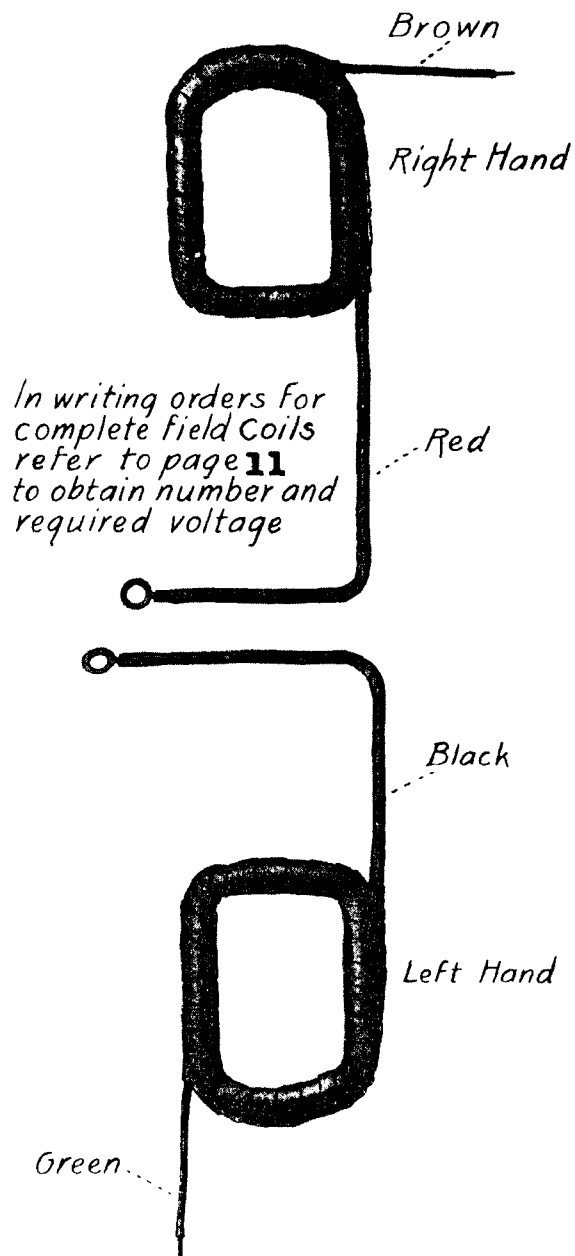


PLATE 21457 - ONE-HALF SIZE

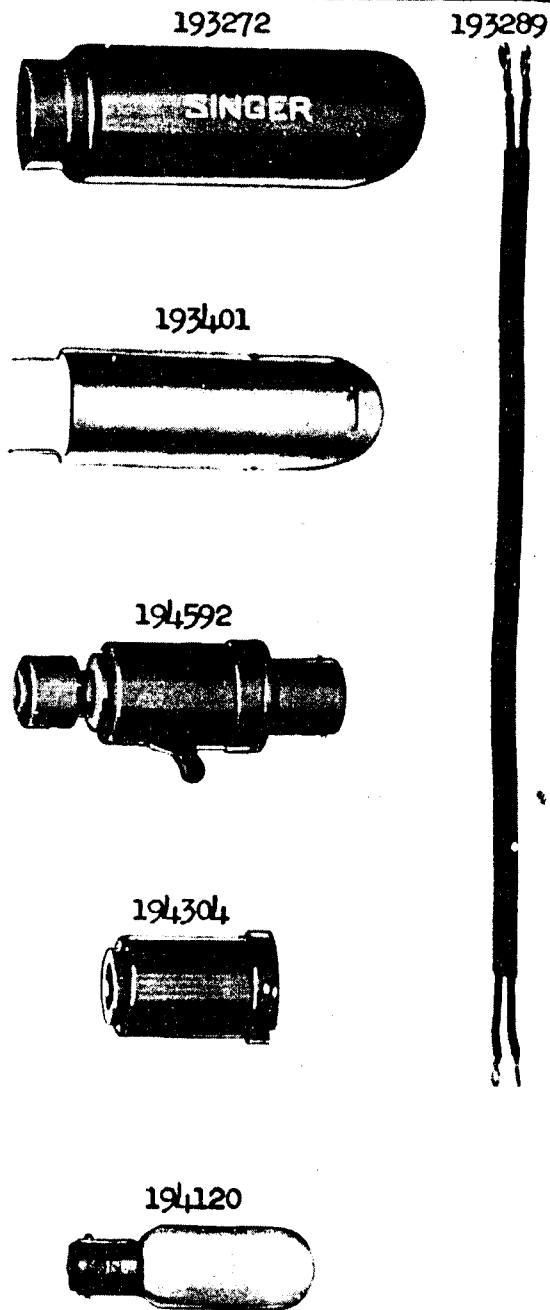


PLATE 21463 - FULL SIZE

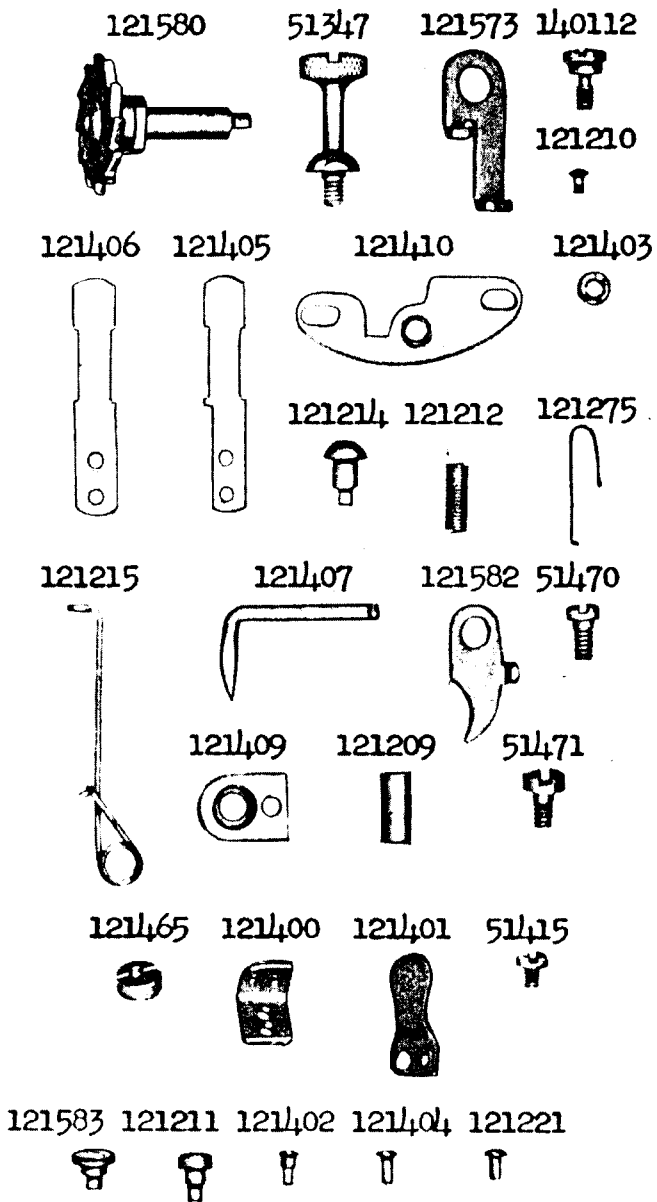


PLATE 21464 - FULL SIZE

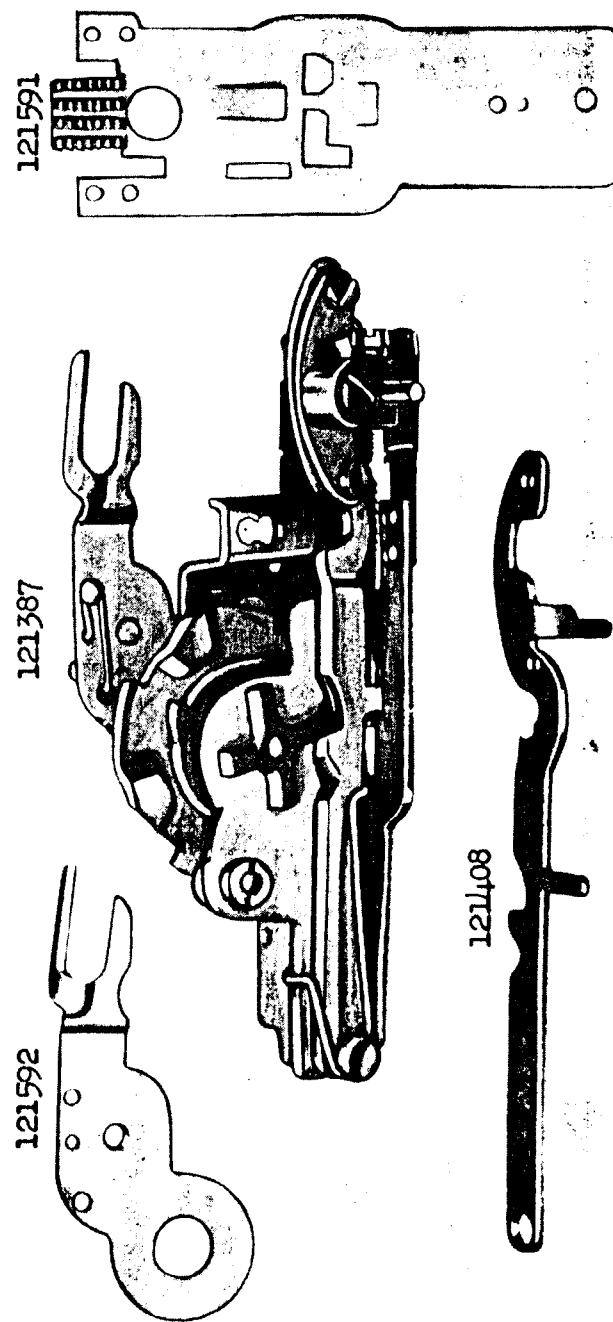
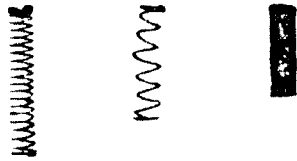


PLATE 21466 - FULL SIZE

193225 51206 193228 190782 194494



190083 194326 194490



190076 193234 193233



192243 192240 193229 193230




191097 191098



701400 193238 193232



193236



190563





PLATE 22526 - FULL SIZE


121094



121464



26538



121541

121424



120687

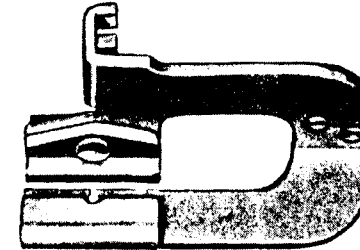
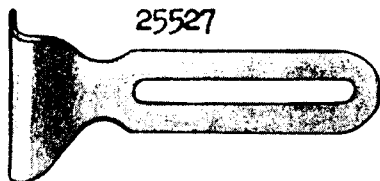


PLATE 22529 - FULL SIZE

25637



25527



121547

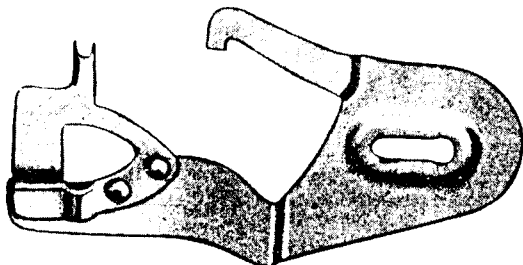



PLATE 22676 - FULL SIZE

32520



32522



32656



32590



662



50561



32659



32661



PLATE 22677 - ONE-HALF SIZE

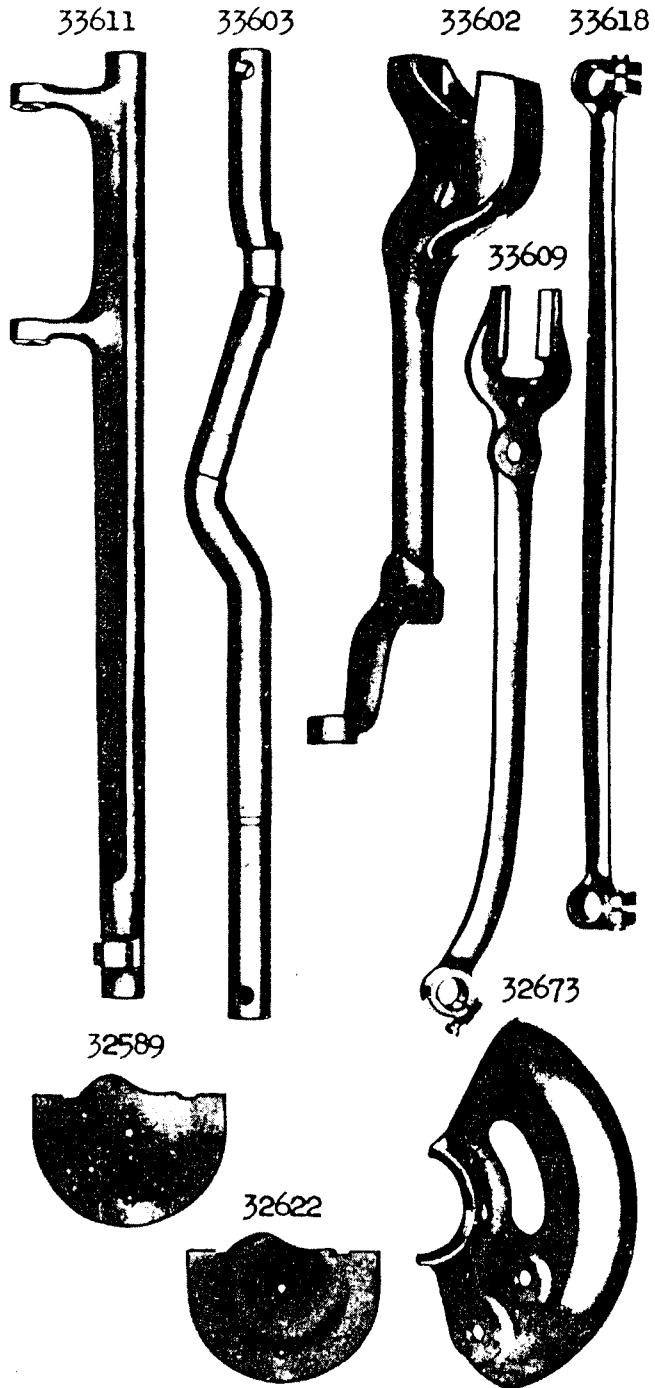


PLATE 22678 - FULL SIZE

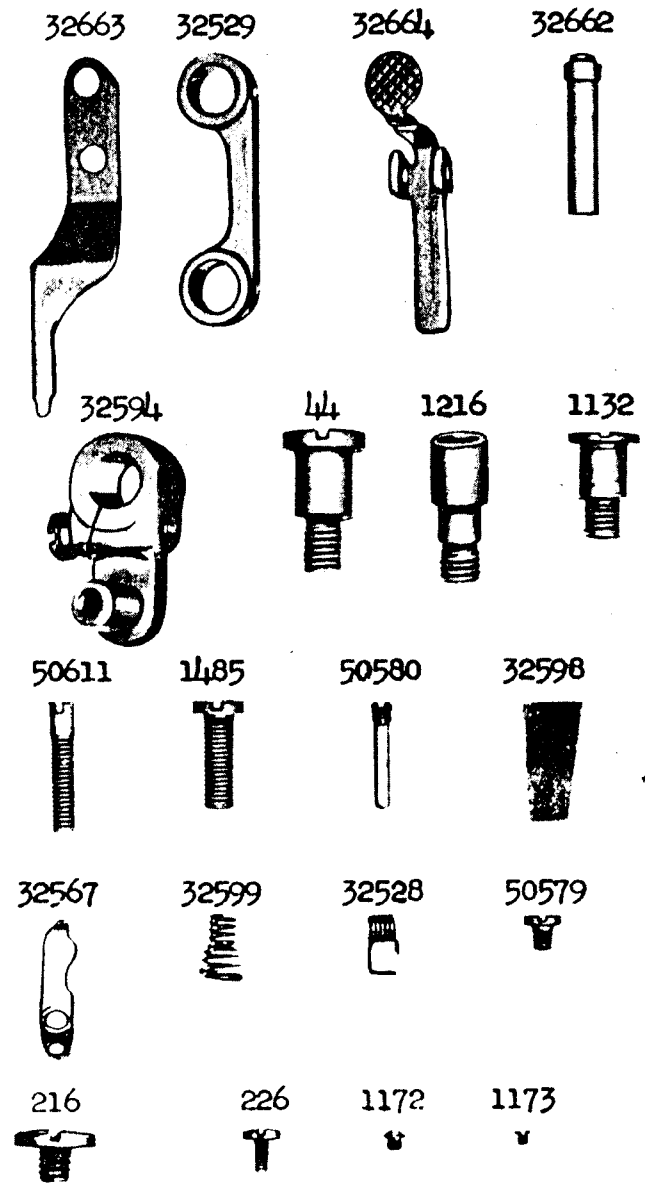


PLATE 22679 - FULL SIZE

33619



33624



33623



33621



50052



50054



33667



33620



32569





PLATE 22680 - FULL SIZE

33676



33659



32570



1560



33660




2102



32572



8238



1274



32574



33671




26075



50056



33634



33632



8422




237



PLATE 22683 - FULL SIZE

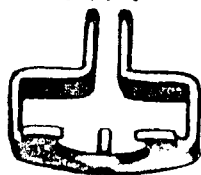
194402



194421



194417



931090



194445




974



1700



192923



23258



51104



140103



194405



120565

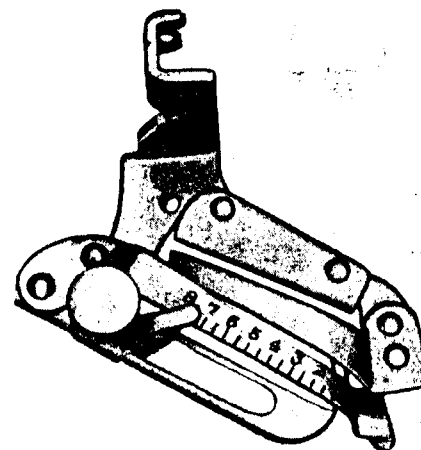


964317



PLATE 22684 - FULL SIZE

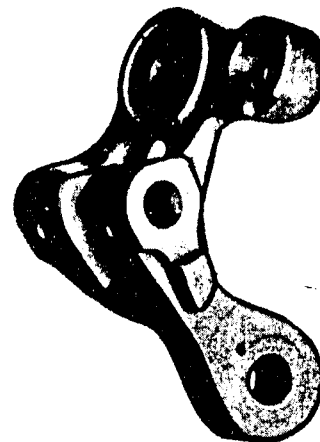
35931



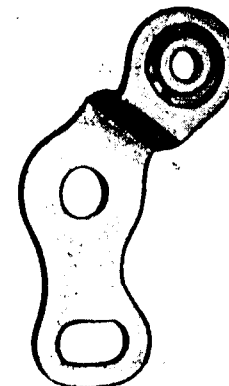
120842



15413



15376



50059



50053



180



50058

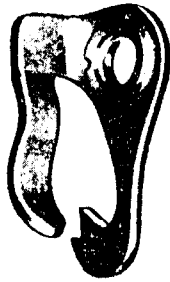


PLATE 22685 - FULL SIZE

32628




32625



32550



15287



15288



571



15286



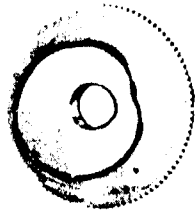
15291



15366



15416



2749



50



50061



50230



1528




15072

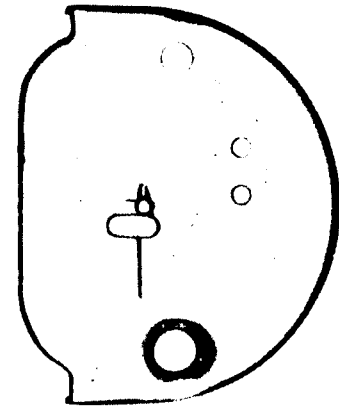


PLATE 22686 - FULL SIZE

36865




121389



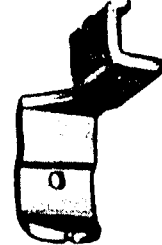
125035



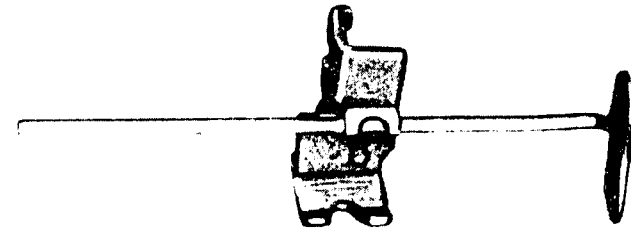
15429



121441



35932



121149



36059

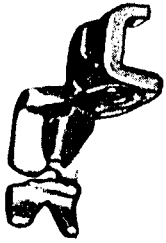


121615

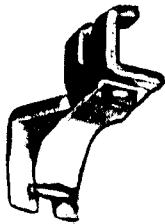


PLATE 22687 - FULL SIZE

36058




121614



25978



36067



121093



190



140157




51282



665



121170



51395

PLATE 22688 - FULL SIZE

193254



193256



193257



193258



193259



50564



50566



51203



51226



51385



193251



193252



193253



193255



193262



193265



193267



193387



193765



193942



51602




168



193509



701909



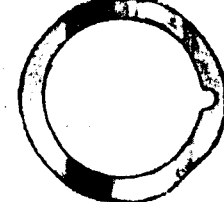
193512



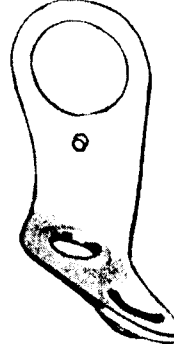
193940




193437



194020



193829



193936


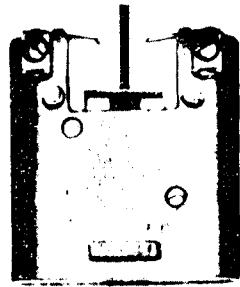


PLATE 22689 - ONE-HALF SIZE

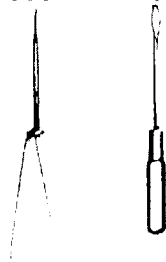
- 192211 - 32 to 55 Volts, Green
- 192140 - 95 to 145 Volts, White
- 192141 - 150 to 250 Volts, Blue



120862



25539 120378



190439



25537



35018




192641



192797



194439



194441

PLATE 22690 - ONE-FOURTH SIZE

194426



194322



192972



194529 192851



194532

194533



194518

