

Singer 7-14

Singer 7-19

Singer 7-20

Singer 7-21

Price List of Parts

Numbers

7-14

7-19

7-20

7-21

Machines.



THE SINGER MANUFACTURING CO.

INDEX.

	PAGE
No 7-14 Machine.....	4
“ 7-19 “	12
“ 7-20 “	12
“ 7-21 “	14
Accessories.....	11
Belt Shifter	14
Bobbin Winders.....	15
Driving Attachment.....	10 & 12
Foot Lifter.....	9
Numerical List.....	17
Obsolete Parts.....	11
Stand	16

List of Parts

NUMBERS

7-14, 7-19, 7-20 & 7-21

MACHINES.

In ordering from this list, use **ONLY** the **PART** number, in the first column.

Each number always indicates the **SAME PART** in whatever list it appears, or for whatever machine.

The letters after some of the numbers indicate the style of finish only, as follows :

- A. Hardened, Polished and Plated.
- B. Polished and Plated.
- C. Hardened only.
- D. Polished “
- E. Soft, not Polished.

These letters **MUST BE USED** *when* they appear in the list, and **AFTER** the number, *as* in the list.

In this series

1 to 1500 are Screw Numbers.

1501 “ 1800 “ Nut “

1801 “ 2000 “ Roller “

2001 and upward are numbers of Machine Parts.

The figures in the second column refer only to the plates, illustrating the parts, and are **NOT TO BE USED** in ordering.

Parts marked with an asterisk (*) are furnished only when repairs are made at factory.

PARTS COMPLETE FOR

7-14 MACHINE.

UPPER FEED, PRESSER FOOT FEED POINTS FOR $\frac{1}{8}$, $\frac{1}{16}$ AND $\frac{1}{2}$ -IN.
STITCH, IN HEAVY LEATHER, WITH SINGER DRIVING ATTACH-
MENT, FOOT LIFTER AND AUTOMATIC CLUTCH.

No.	Plate.	Name.	Each.	Old No.
* 11691	—	Arm.....	18 50	—
8702	887	" Dowel Pin.....	15	3
872E	900	" Screw.....	10	—
11353	825	" Shaft.....	7 00	4
11354	830	" " Bushing.....	75	5
437C	899	" " " Set Screw.....	04	—
19525	847	" Side Cover.....	35	—
65D	899	" " " Screw.....	15	—
8708	827	" Spool Pin.....	05	72
11438	896	Balance Wheel with two 354c. See Singer Driving Attachment.....	—	—
NOTE.—If Machine is used on Foot Power Stand, use No. 11358, Bal- ance Wheel (two-speed) with two 354c. Old No. 8.....\$2.50				
* 11359	—	Bed.....	18 50	—
11361	894	" Foot Bracket (left).....	10	—
11360	894	" " " (right).....	10	—
507E	898	" " " Bolt with 1515.....	02	—
1515	890	" " " Nut.....	01	—
670E	862	" Front Bearing Clamping Screw.....	06	—
11363	825	Crank Connecting Rod.....	1 25	206
* 11364	—	" " " Cap.....	—	—
145E	899	" " " Screw.....	04	—
565C	898	" " " Hinge Screw.....	15	—
1513	890	" " " " " Nut.....	05	—
19526	847	Feed Cam with two 445c.....	1 25	—
445C	900	" " Set Screw.....	03	—
19527	845	" Connecting Link.....	50	—
65D	899	" " " Hinge Screw.....	15	—
19528	865	" Regulator with 453c.....	1 75	—
912E	903	" " Adjusting Screw.....	15	—
1596	903	" " " Nut.....	06	—
19529	885	" " " Sleeve.....	15	—
3012	853	" " Pin.....	01	—
453C	899	" " Set Screw.....	02	—
19530	873	" " Shaft.....	1 00	—
11393	887	" " " Collar with two 453c.....	10	—
453C	899	Feed Regulator Shaft Collar Set Ser.....	02	—
11708	846	" " " Driving Crank with 453c and 1804.....	75	—

No.	Plate.	Name.	Each.	Old No.
3012	853	Feed Regulator Shaft Driving Crank Pin.....	01	—
1804	899	Feed Regulator Shaft Driving Crank Roller and Stud.....	25	—
453C	899	Feed Regulator Shaft Driving Crank Set Screw.....	02	—
11698	847	Feed Shaft.....	50	—
19531	865	" " Crank with 453c and 1845.....	80	—
2117	890	" " " Pin.....	01	23
1845	899	" " " Roller and Ser. Stud.....	30	—
1518	890	" " " " " " Nut.....	04	—
453C	899	Feed Shaft Crank Set Screw.....	02	—
19532	869	" " Driving Crank with 453c.....	50	—
2117	890	" " " Pin.....	01	23
453C	899	" " " Set Screw.....	02	—
25881	894	Guide.....	40	34
254D	902	" Thumb Screw.....	40	—
11380	828	Needle Bar.....	1 00	35
11381	830	" " Connecting Link.....	80	238
566C	898	" " " " Hinge Screw.....	15	—
1513	890	Needle Bar Connecting Link Hinge Screw Nut.....	05	—
11383	887	Needle Bar Connecting Stud with two 445c.....	1 25	36
445C	900	Needle Bar Connecting Stud Set Ser.....	03	—
258D	899	" " Screw Bushing.....	20	—
11847	888	" Clamp with 245 and 11385.....	75	—
11385	890	" " Gib.....	15	40
245	899	" " Set Screw.....	03	—
19533	—	Oil Cup.....	80	—
11917	—	" " Cover.....	25	—
9084	889	" " " Hinge Pin.....	02	—
2205	887	" " " Latch Spring.....	04	296
207	901	" " " " " Screw.....	02	—
135D	899	" " " Screw.....	05	—
11919	888	" " Thread Eyelet.....	05	—
8953	—	" or Wax Stripper (felt).....	03	297
5480	887	" " " Washer (steel) for 19533.....	01	—
11918	888	Oil or Wax Stripper Washer (steel) for 11917.....	03	—
207	901	Oil or Wax Stripper Washer Screw.....	02	—
19534	863	" Cup complete, Nos. 2205, 5480, 9084, 11917, 11918, 11919, 19533, two 8953 and three 207.....	1 25	—
11841	827	Oscillating Rock Shaft (steel).....	1 75	—
11398	827	" " " Hinge Pin.....	75	256
1503	890	" " " " Nut.....	06	—
622C	899	" " " " " Scr. Bearing.....	15	—

No.	Plate.	Name.	Each.	Old No.
1508	890	Oscillating Rock Shaft Hinge Pin		
		Screw Bearing Nut.....	06	—
11165	897	Oscillating Rock Shaft Oil Pad....	01	—
11842	—	“ “ “ 11841 with 622c,		
		11165, 11398 and two 1508.....	2 75	—
11850	825	Oscillating Shaft.....	1 25	—
11398	887	“ “ Collar with two 453c	10	354
453c	899	“ “ “ Set Screw.....	02	—
11848	—	“ “ Crank.....	30	—
11849	830	“ “ “ 11848 with 453c,		
		1513 and 1885.....	75	—
2117	890	Oscillating Shaft Crank Pin.....	01	23
1885	900	“ “ “ Roller and		
		Screw Stud.....	40	—
1513	890	Oscillating Shaft Crank Roller and		
		Screw Stud Nut.....	05	—
190	899	Oscillating Shaft Crank Roller Cap		
		Screw.....	03	—
5968	887	Oscillating Shaft Crank Roller Cap		
		Screw Washer.....	02	—
453c	899	Oscillating Shaft Crank Set Screw...	02	—
19535	—	Presser Bar.....	1 00	—
19536	848	“ “ 19535 with 2049 and 11023	1 25	—
11036	—	“ “ Clutch.....	2 00	—
11055	849	“ “ “ 11036 with 164d,		
		1916 and 8800.....	2 30	—
11034	846	Presser Bar Clutch Hinge Bracket		
		with 159.....	1 25	—
159	899	Presser Bar Clutch Hinge Bracket		
		Adjusting Screw.....	03	—
190	899	Presser Bar Clutch Hinge Bracket		
		Stop Screw.....	03	—
1549	903	Presser Bar Clutch Hinge Bracket		
		Stop Screw Nut.....	03	—
25	901	Presser Bar Clutch Hinge Screw...	15	—
1916	—	“ “ “ Roller (1892 roller		
		only).....	20	—
164d	899	Presser Bar Clutch Roller Cap Screw	04	—
8800	890	“ “ “ “ “ “		
		Washer.....	06	90
11908	—	Presser Bar Lifter.....	1 00	—
11909	830	“ “ “ 11908 with 8761 and		
		8763.....	1 25	—
8760	888	Presser Bar Lifter Friction Washer.	03	56
16d	899	“ “ “ Hinge Screw....	20	—
8761	890	“ “ “ Stop Pin.....	05	55
19538	845	“ “ Lifting Bell Crank.....	1 50	—
19539	—	“ “ “ “ Adjust-		
		ing Arm.....	1 50	—
19540	845	Presser Bar Lifting Bell Crank Adjust-		
		ing Arm 19539, with 1518, 1823 and		
		2718.....	1 80	—

No. Plate	Name	Each	Old No.
611D 905	Presser Bar Lifting Bell Crank Ad-		
	justing Arm Adjusting Screw.....	12	—
1828 899	Presser Bar Lifting Bell Crank Ad-		
	justing Arm Roller and Screw 372c.	25	—
372c 898	Presser Bar Lifting Bell Crank Ad-		
	justing Arm Roller Screw.....	12	—
1518 890	Presser Bar Lifting Bell Crank Ad-		
	justing Arm Roller Screw Nut....	04	—
2718 897	Presser Bar Lifting Bell Crank Ad-		
	justing Arm Roller Screw Nut		
	Washer.....	01	309
8D 898	Presser Bar Lifting Bell Crank Hinge		
	Screw.....	20	—
19541 848	Presser Bar Lifting Link.....	50	—
65D 899	“ “ “ “ Cap Screw.	15	—
8763 890	“ “ “ “ Hinge Stud	25	152
7958 890	“ “ “ “ “ “		
	Pin.....	01	153
8765 890	Presser Bar Lifting Link Hinge Stud		
	Washer.....	04	154
258D 899	Presser Bar Screw Bushing.....	20	—
11081 863	“ “ Spring (flat).....	1 50	—
11032 846	“ “ “ Bracket.....	75	—
381D 899	“ “ “ “ Screw....	06	—
8589 —	“ “ “ Guide Pin.....	08	—
609D 902	“ “ “ Thumb Screw....	45	—
11033 885	“ “ “ (spiral).....	15	—
11014 884	“ Foot Feed Point.....	1 50	—
In ordering No. 11014, state number of			
stitches per inch.			
166D 899	Presser Foot Feed Point Screw.....	07	—
913D 903	Pressure Regulating Thumb Screw..	40	—
11851 833	Shuttle (cylinder), 3-in. diam., with		
	11910.....	6 00	—
11910 833	Shuttle Bobbin (solid and hardened)	25	—
11852 833	“ Cylinder.....	2 50	—
8961 833	“ “ Hinge Pin.....	02	63
11853 833	“ “ Latch.....	15	—
12002 833	“ “ “ Pin.....	01	—
11854 833	“ “ “ Spring.....	03	—
590E 901	“ “ “ “ Screw....	02	—
11856 830	“ Driver with 453c.....	1 75	—
2117 890	“ “ Pin.....	01	23
453c 890	“ “ Set Screw.....	02	—
11855 833	“ Frame.....	2 75	—
11832 830	“ Race Back.....	1 00	—
11833 880	“ “ “ Dowel Pin.....	01	—
11834 830	“ “ “ Spring.....	25	—
32D 901	“ “ “ “ Screw.....	15	—
11835 —	“ “ “ Body.....	2 75	—

No.	Plate.	Name.	Each.	Old No.
11837	825	Shuttle Race Frame with 11838.....	2	00 —
11838	889	“ “ “ Position Pin.....	03	—
11836	825	“ “ complete, Nos. 32d, 11832, 11834, 11835 and two 11833.	4	00 —
135D	899	Shuttle Race Screw	05	—
11500	851	“ “ Slide (back)	50	—
180	901	“ “ “ “ Screw.....	03	—
11418	828	“ “ “ (front).....	35	318
773C	901	“ Tension Regulating Screw... ..	05	—
8964	833	“ “ Spring	40	360
19542	874	Tension Bracket.....	50	—
193D	901	“ “ Screw.....	03	—
11423	888	“ Friction Washer (steel)....	03	75
8879	887	“ “ “ (felt). Old No. 171, No. 5 Machine	01	—
1560	890	Tension Regulating Thumb Nut	04	—
8905	887	“ “ “ “	01	361
411D	898	Washer	25	—
11422	888	Tension Screw Stud.....	10	74
11044	897	“ Spring.....	75	—
11420	—	“ Wheel.....	75	—
		“ (wheel) complete, Nos. 411D, 1560, 8905, 11044, 11422, 11423 and two 8879.....	1	20 —
11950	888	Thread Eyelet for 11041.....	05	—
2102	888	“ Retainer Disc.....	05	84
1560	890	“ “ Regulating Thumb Nut	04	—
8905	887	Thread Retainer Regulating Thumb Nut Washer	01	361
686D	902	Thread Retainer Screw Stud	25	—
2103	888	“ “ Spring	03	85
11041	—	“ “ complete, Nos. 686D, 1560, 2103, 8905 and two 2102.....	45	—
11428	827	Thread Take-up Cam (steel) with 434c	5	00 80
8873	887	“ “ “ Pin.....	05	81
434C	899	“ “ “ Set Screw	04	—
11844	—	“ “ Lever	1	20 —
11845	827	“ “ “ 11844 with 1518 and 1845.....	1	50 321
567D	898	Thread Take-up Lever Hinge Screw.	15	—
1845	899	“ “ “ Roller and Scr. Stud	30	—
1518	890	Thread Take-up Lever Roller and Screw Stud Nut.....	04	—
11052	887	Thread Take-up Spring	08	—
11431	888	“ “ “ Regulator Plate.....	10	83
190	899	Thread Take-up Spring Regulator Plate Adjusting Screw	03	—
19543	884	Thread Take-up Spring Staple	15	—
164D	899	“ “ “ “ Screw	04	—

No.	Plate.	Name.	Each.	Old No.
8800	890	Thread Take-up Spring Staple Screw Washer.....	06	90
11916	849	Throat Plate.....	75	—
381D	899	“ “ Screw.....	06	—
19544	845	Vibrating Feed Bar	2	50 —
19545	884	“ “ “ Guide Bracket (upper).....	50	—
145	899	Vibrating Feed Bar Guide Bracket (upper) Screw.....	04	—
19546	845	Vibrating Feed Bar Guide Bracket (lower).....	1	25 —
19547	845	Vibrating Feed Bar Guide Bracket (lower) Cap	20	—
190	899	Vibrating Feed Bar Guide Bracket (lower) Cap Screw.....	03	—
3012	853	Vibrating Feed Bar Guide Bracket (lower) Pin.....	01	—
453C	899	Vibrating Feed Bar Guide Bracket (lower) Set Screw.....	02	—
11048	845	Vibrating Feed Bar Hinge Bracket with 145, 434c and 451c.....	2	50 —
145	899	Vibrating Feed Bar Hinge Bracket Adjusting Screw.....	04	—
19548	845	Vibrating Feed Bar Hinge Bracket Guide Plate	1	00 —
381D	899	Vibrating Feed Bar Hinge Bracket Guide Plate Screw.....	06	—
451C	900	Vibrating Feed Bar Hinge Bracket Set Screw (inside).....	03	—
434C	899	Vibrating Feed Bar Hinge Bracket Set Screw (outside).....	04	—
9043	885	Vibrating Feed Bar Hinge Washer..	10	—
9044	889	“ “ “ “ “ Pin	02	—

FOOT LIFTER.

No.	Plate	Name	Each.	Old No.
5667	—	Foot Lever	15	—
5668	895	“ “ 5667 with 5669 and 5671..	40	—
5669	—	“ “ Bracket.....	10	—
13351	—	“ “ Chain (length 46 to 55 inches).....	30	—
In ordering 13351, state length required.				
5671	897	Foot Lever Hinge Pin.....	01	—
5672	895	“ “ Lifting Spring.....	03	—
11023	—	Lifting Collar with 453c	25	—
2049	853	“ “ Pin.....	01	—

No. Plate.	Name.	Each.	Old No.
453c 899	Lifting Collar Set Screw.....	02	—
19518 898	" Lever.....	2	00
8055 889	" " Hinge Pin.....	03	—
19520 860	" " Spring.....	15	—
45D 901	" " " Screw.....	12	—
19648 —	Foot Lifter complete, Nos. 45D, 2049, 5668, 5672, 8055, 11023, 13851, 19518 and 19520.....	3	25

SINGER DRIVING ATTACHMENT.

No. Plate.	Name.	Each	Old No.
11438 896	Balance Wheel with two 354c.....	3	75 190
8873 887	" " Pin.....	05	81
354c 899	" " Set Screw.....	06	—
8984 827	Brake Block (wood).....	05	198
9D 898	" " Screw.....	20	—
11439 —	Friction Pulley.....	2	00 191
11440 896	" " 11439 with 11441.....	2	25
11441 849	" " Centre Plug.....	25	193
11442 896	" Washer.....	10	192
401E 899	" " Screw.....	02	—
11443 896	Lever.....	1	25 194
11444 896	" Bracket.....	85	196
497E 900	" " Bolt, 1½ x ½-in., with 1522	05	—
1522 903	" " " Nut.....	02	—
135D 899	" " Screw.....	05	—
8991 828	" " Washer.....	06	197
8992 828	" Spring.....	40	195
11864 —	Shaft Driving Pulley (sectional), 10-in. diam., 1½-in. face, with two 597c. Old No. 294, P. T. F.....	75	202
597c 900	Shaft Driving Pulley Clamping Scr..	08	—
2875 896	Treadle.....	30	—
2876 —	" Connecting Rod (lower).....	05	—
2877 —	" " (upper).....	05	—
9079 895	" " " Clamp with 354c. Old No. 75, P. T. F.....	12	201
354c 899	Treadle Connecting Rod Clamp Scr.	06	—
2988 895	" Connection, Nos. 2876, 2877 and 9079.....	22	—
2878 896	Treadle Stand.....	15	—
9082 890	" " Cotter Pin. Old No. 72, P. T. F.....	01	—
12186 —	Treadle 2875 with 2878 and 9082....	45	—
15018 —	" complete, Nos. 2988 and 12186	65	—
11436 —	Singer Driving Attachment complete, Nos. 9D, 135D, 8873, 8984, 8991, 8992, 11438, 11440, 11442, 11443, 11444, 11864, 15018, two 497E and four 401E. Old No. 156, P. T. F.....	10	00

ACCESSORIES.

No. Plate.	Name	Each.	Old No.
25957 895	Oiler with 4½-in. spout. Old No. 570, A. & A.....	12	—
25958 —	Oiler Spout, 4½ inches. Old No. 571, A. & A.....	04	—
26026 895	Screw Driver. Old No. 393, A. & A.	10	—
11831 895	" " (5-in. blade).....	20	—
8908 894	Wrench for 354.....	10	351
8909 894	" " 1513 and 1518.....	15	352
8910 894	" " 1508.....	25	—

OBSOLETE PARTS.

No. Plate	Name	Each.	Old No.
*11692 863	Arm Side Plate.....	—	—
11629 —	Bed.....	18	50
11694 847	Feed Cam.....	1	25
11695 846	" Connecting Link.....	40	—
11697 846	" Regulator with 453c.....	1	50
11699 846	" " Shaft Bracket.....	50	—
11700 —	" " Crank.....	40	—
11701 884	" " " with 1845	75	—
11702 863	" Shaft.....	1	00
11703 846	" " Bracket (front).....	50	—
11704 846	" " " (back).....	50	—
11706 849	" " Crank.....	50	—
11709 849	Needle Plate.....	75	—
11710 848	Presser Bar Lifting Link.....	75	—
11711 884	" Foot Feed Point.....	1	25
11712 —	" " " ".....	1	25
11713 —	" " " ".....	1	25
11715 846	Vibrating Feed Bar.....	2	50
11830 845	" " " Bracket.....	3	00
11716 —	" " " Guide Bracket (lower).....	1	20
11717 846	Vibrating Feed Bar Guide Bracket (lower), with 453c, 9042, 11718 and two 190.....	1	50
11718 —	Vibrating Feed Bar Guide Bracket (lower) Cap.....	25	—
11719 846	Vibrating Feed Bar Guide Bracket (upper).....	50	—
11720 874	Vibrating Feed Bar Spring Bracket..	40	—
11721 874	" " " " Block.....	10	—

7-19 MACHINE.

UPPER FEED, BED PLATE CUT AWAY CLOSE TO NEEDLE, FOR HORSE BRUSHES, WITH FOOT LIFTER, AUTOMATIC CLUTCH AND TWO-SPEED BALANCE WHEEL FOR FOOT POWER.

This Machine is Composed of the SAME PARTS as 7-14 Machine, Excepting:

No.	Plate	Name	Each	Old No.
11358	896	Balance Wheel (two-speed) with two 354c, substituting 11438 and S.D.A.	2 50	8
	354c	Balance Wheel Set Screw.....	06	—
* 11746	—	Bed, substituting 11359.....	18 50	—
19549	873	Shuttle Race Body, substituting 11835	2 75	—
19550	873	" " Cap.....	1 50	—
11040	885	" " " Latch Spring.....	30	—
	664D	" " " " " Screw.....	01	—
	96D	" " " " " Screw.....	05	—
19551	—	" " " 19550 with 11040 and two 664D.....	1 80	—
19552	—	Shuttle Race complete, 32D, 11832, 11834, 19549, 19551, two each 96D and 11833, substituting 11836	5 75	—
19553	873	Shuttle Race Slide, substituting 11500	50	—
19554	874	Throat Plate, substituting 11916.....	75	—

PARTS ON 7-14 MACHINE OMITTED FROM 7-19 MACHINE.

11418	828	Shuttle Race Slide (front).....	35	—
11436	—	Singer Driving Attachment complete.	10 00	—

7-20 MACHINE.

UPPER FEED, BED PLATE CUT AWAY CLOSE TO NEEDLE, FOR HORSE BRUSHES, WITH SINGER DRIVING ATTACHMENT, FOOT LIFTER AND AUTOMATIC CLUTCH.

This Machine is Composed of the SAME PARTS as 7-19 Machine Excepting:

SINGER DRIVING ATTACHMENT.

No.	Plate.	Name.	Each	Old No.
11438	896	Balance Wheel with two 354c, substituting 11358.....	3 75	190
	8873	Balance Wheel Pin.....	05	81
	354c	" " " Set Screw.....	06	—

No.	Plate	Name	Each.	Old No.
8984	827	Brake Block (wood) ...	05	198
	9D	" " " Screw.....	20	—
11439	—	Friction Pulley.....	2 00	191
11440	896	" " " 11439 with 11441.	2 25	—
11441	849	" " " Centre Plug	25	193
11442	896	" " " Washer.....	10	192
	401E	" " " Screw.....	02	—
11443	896	Lever.....	1 25	194
11444	896	" " " Bracket.....	85	196
	497E	" " " Bolt, 1½x½-in., with 1522	05	—
	1522	" " " Nut.....	02	—
	135D	" " " Screw.....	05	—
	8091	" " " Washer.....	06	197
	8992	" " " Spring.....	40	195
11864	—	Shaft Driving Pulley (sectional), 10-in. diam., 1¼-in. face, with two 597c. Old No. 294, P. T. F.....	75	202
	597c	Shaft Driving Pulley Clamping Screw	08	—
	2875	Treadle.....	30	—
	2876	" " " Connecting Rod (lower).....	05	—
	2877	" " " " (upper).....	05	—
	9079	" " " " Clamp with 354c. Old No. 75, P. T. F.....	12	201
	354c	Treadle Connecting Rod Clamp Screw	06	—
	2988	" " " Connection, Nos. 2876, 2877, and 9079.....	22	—
	2878	Treadle Stand.....	15	—
	9082	" " " Cotter Pin. Old No. 72, P. T. F.....	01	—
12186	—	Treadle 2875 with 2878 and 9082.....	45	—
15018	—	" " " complete, Nos. 2988 and 12186	65	—
11436	—	Singer Driving Attachment complete, Nos. 9D, 135D, 8873, 8984, 8991, 8992, 11438, 11440, 11442, 11443, 11444, 11864, 15018, two 497E and four 401E. Old No. 156, P. T. F.....	10 00	—

7-21 MACHINE.

UPPER FEED, BED PLATE CUT AWAY CLOSE TO NEEDLE, FOR
HORSE BRUSHES WITH BELT SHIFTER, FOOT
LIFTER AND AUTOMATIC CLUTCH.

This Machine is Composed of the SAME PARTS as 7-19 Machine,
Excepting :

No.	Plate	Name	Each	Old No.
11878	838	Arm Shaft, substituting 11353.....	7	00 —
11356	896	Balance Wheel with two 354c, substituting 11358.....	1	75 6

BELT SHIFTER.

No.	Plate	Name	Each	Old No.
11446	890	Cord Eyelet.....	04	106
11447	874	" Pulley.....	35	107
567D	898	" " Screw.....	15	—
5667	—	Foot Lever.....	15	—
5669	—	" " Bracket.....	10	—
6439	—	" " Chain (length 36 to 45 inches).....	20	—

In ordering No. 6439, state length required.

5671	897	Foot Lever Hinge Pin.....	01	—
5672	895	" " Lifting Spring.....	03	—
5668	895	" " 5667 with 5669 and 5671..	40	—
11940	896	Fork.....	75	—
434c	899	" Set Screw.....	04	—
11941	896	Frame with 8804 and two 434c.....	1	75 —
8804	892	" Handle.....	30	101
11450	828	Guide Rod.....	30	108
2117	890	" " Pin.....	01	23
11943	896	Pulley (fast) with two 354c.....	1	10 —
354c	899	" " Set Screw.....	06	—
11944	896	" (loose).....	1	00 —
11450	897	" " Collar with two 448c....	25	98
448c	900	" " Set Screw.....	03	—
11451	828	Slide Rod.....	75	102
11453	887	" " Collar with two 448c....	25	103
448c	900	" " Set Screw.....	03	—
2117	890	" " Pin.....	01	23
11942	828	" " Spring.....	15	—
11453	887	" " Collar with two 448c....	25	103
448c	900	" " Set Screw.....	03	—
11945	—	Belt Shifter complete, Nos. 567D, 5668, 5672, 6439, 11446, 11447, 11450, 11451 11459, 11940 to 11944, two each 2117 and 11453.....	7	50 —

BOBBIN WINDER (HAND) FOR MACHINE BED.

No.	Plate	Name	Each	Old No.
11755	—	Belt.....	05	—
11756	—	" 11755 with 25028. Old No. 104, No. 11 Machine.....	05	—
25028	889	Belt Hook.....	01	371
135D	899	Bobbin Winder Screw.....	05	—
11758	858	Frame. Old No. 101, No. 11 Mach..	50	—
11759	858	Pulley. " " 103, " " ".....	25	—
11760	892	" Driving Wheel.....	50	366
8380	893	" " " Handle.....	03	—
11762	893	" " " Stud.....	10	—
8382	887	" " " " Washer.....	01	—
11761	859	Pulley Driving Wheel Handle complete, Nos. 8380, 8382 and 11762..	10	369
11763	887	Pulley Driving Wheel Stud.....	10	367
2269	889	" " " " Pin.....	01	153
11764	888	" " " " Washer..	01	368
11765	858	Spindle. Old No. 102, No. 11 Mach.	40	—
11754	855	Bobbin Winder complete, Nos. 2269, 11756, 11758, 11759, 11760, 11761, 11763, 11764 and 11765. Old No. 100, No. 11 Machine.....	2	00 —

BOBBIN WINDER FOR MACHINE ON FOOT POWER STAND.

No.	Plate	Name	Each	Old No.
11753	891	Frame.....	45	145
284D	899	" Thumb Screw.....	10	—
2460	897	Friction Ring (rubber).....	02	143
11750	891	Spindle.....	20	141
2461	891	" Pulley.....	08	142
11752	891	Bobbin Winder complete, Nos. 164D, 284D, 2461, 8800, 11750 and 11753..	75	144
164D	899	Bobbin Winder Screw.....	04	—
8800	890	" " " Washer.....	06	90

ROTARY TREADLE STAND.

No.	Plate	Name	Each.	Old No.
25087	---	Band Wheel (two speed) 12 and 14-in. with 25088.....	3 00	258
8873	887	Band Wheel Pin.....	05	81
25088	892	" " Pitman Stud.....	10	259
25089	869	" " " " Cotter Pin.....	01	261
11743	889	" " " " Washer.....	01	260
25090	460	" " Shaft.....	75	262
25091	892	" " Crank with 355D and 25088.....	75	263
8873	887	Band Wheel Shaft Crank Pin.....	05	81
355D	901	" " " " Set Screw.....	05	—
25088	892	" " " " Stud.....	10	259
25089	869	" " " " Cotter Pin.....	01	261
11743	889	Band Wheel Shaft Crank Stud Washer.....	01	260
25013	---	Belt, size $\frac{3}{4}$ -in., length 86 $\frac{1}{2}$ -in., with 25030.....	75	—
25030	890	Belt Hook.....	01	189
25098	460	Brace.....	2 50	264
534E	898	" Bolt with 1510.....	03	—
1510	890	" " Nut.....	01	—
25121	---	Drawer.....	30	265
25122	---	" Runner.....	05	266
25094	460	Leg.....	1 75	267
25095	460	Pitman.....	25	268
25096	892	Treadle.....	75	269
129E	901	" Screw.....	04	—
25097	460	" Shaft.....	1 75	270
25098	897	" " Bushing.....	25	271
25091	892	" " Crank with 355D and 25088.....	75	263
8873	887	Treadle Shaft Crank Pin.....	05	81
355D	901	" " " " Set Screw.....	05	—
25088	892	" " " " Stud.....	10	259
25089	869	" " " " Cotter Pin.....	01	261
11743	889	" " " " Washer.....	01	260
25099	897	" " Collar with 448c.....	25	272
448c	900	" " " " Set Screw.....	03	—
25100	---	Stand Top (wood).....	50	273
25207	---	" complete.....	15 00	257

Numerical List of Parts.

No.	Plate	Name	Each.	Old No.
8d	898	Presser Bar Lifting Bell Crank Hinge Screw.....	20	—
9d	898	Brake Block Screw for 11436.....	20	—
16d	899	Presser Bar Lifter Hinge Screw.....	20	—
25	901	" " Clutch " ".....	15	—
32d	901	Shuttle Race Back Spring Screw.....	15	—
45d	901	Lifting Lever Spring Screw for 19648.....	12	—
65d	899	Arm Side Cover Screw.....	15	—
65d	899	Feed Connecting Link Hinge Screw.....	15	—
65d	899	Presser Bar Lifting Link Cap Screw.....	15	—
96d	901	Shuttle Race Cap Screw for 7-19, 7-20 and 7-21 Machines.....	05	—
129E	901	Treadle Screw for 25207.....	04	—
135d	899	Oil Cup Screw.....	05	—
135d	899	Shuttle Race Screw.....	05	—
135d	899	Lever Bracket Screw for 11436.....	05	—
135d	899	Bobbin Winder Screw for 11754.....	05	—
145E	899	Crank Connecting Rod Cap Screw.....	04	—
145	899	Vibrating Feed Bar Guide Bracket (upper) Screw.....	04	—
145	899	Vibrating Feed Bar Hinge Bracket Adjusting Screw.....	04	—
159	899	Presser Bar Clutch Hinge Bracket Adjusting Screw.....	03	—
164d	899	Presser Bar Clutch Roller Cap Screw.....	04	—
164d	899	Thread Take-up Spring Staple Screw.....	04	—
164d	899	Bobbin Winder Screw for 11752.....	04	—
166d	899	Presser Foot Feed Point Screw.....	07	—
180	901	Shuttle Race Slide (back) Screw.....	03	—
190	899	Oscillating Shaft Crank Roller Cap Screw.....	03	—
190	899	Presser Bar Clutch Hinge Bracket Stop Screw.....	03	—
190	899	Thread Take-up Spring Regulator Plate Adjusting Screw.....	03	—
190	899	Vibrating Feed Bar Guide Bracket (lower) Cap Screw.....	03	—
193d	901	Tension Bracket Screw.....	03	—
207	901	Oil Cup Cover Latch Spring Screw.....	02	—
207	901	Oil or Wax Stripper Washer Screw.....	02	—
245	899	Needle Clamp Set Screw.....	03	—
254d	902	Guide Thumb Screw.....	40	—
258d	899	Needle Bar Screw Bushing.....	20	—
258d	899	Presser " " " ".....	20	—
284d	899	Frame Thumb Screw for 11752.....	10	—
354c	899	Balance Wheel Set Screw.....	06	—
354c	899	Treadle Connecting Rod Clamp Scr. for 9079.....	06	—

No.	Plate	Name	Each	Old No.
354c	899	Belt Shifter Pulley (fast) Set Screw.	06	—
355d	901	Band Wheel Shaft Crank Set Screw for 25207	05	—
355d	901	Treadle Shaft Crank Set Screw for 25207.....	05	—
372c	898	Presser Bar Lifting Bell Crank Ad- justing Arm Roller Screw.	12	—
381d	899	Presser Bar Spring Bracket Screw....	06	—
381d	899	Throat Plate Screw	06	—
381d	899	Vibrating Feed Bar Hinge Bracket Guide Plate Screw	06	—
401E	899	Friction Washer Screw for 11436....	02	—
411d	898	Tension Screw Stud.....	25	—
434c	899	Thread Take-up Cam Set Screw....	04	—
434c	899	Belt Shifter Fork Set Screw for 11945	04	—
434c	899	Vibrating Feed Bar Hinge Bracket Set Screw (outside)	04	—
437c	899	Arm Shaft Bushing Set Screw.....	04	—
445c	900	Feed Cam Set Screw	03	—
445c	900	Needle Bar Connecting Stud Set Ser.	03	—
448c	900	Belt Shifter Pulley (loose) Collar Set Screw for 11459	03	—
448c	900	Belt Shifter Slide Rod Collar Set Screw for 11453.....	03	—
448c	900	Belt Shifter Slide Rod Spring Collar Set Screw for 11453	03	—
448c	900	Treadle Shaft Collar Set Screw for 25099.....	03	—
451c	900	Vibrating Feed Bar Hinge Bracket Set Screw (inside)	03	—
453c	899	Lifting Collar Set Screw for 11023...	02	—
453c	899	Feed Regulator Set Screw	02	—
453c	899	" " Shaft Collar Set Ser.	02	—
453c	899	" " " Driving Crank Set Screw.....	02	—
453c	899	Feed Shaft Crank Set Screw	02	—
453c	899	" " Driving Crank Set Screw	02	—
453c	899	Oscillating Shaft Collar Set Screw...	02	—
453c	899	" " Crank Set Screw....	02	—
453c	899	Shuttle Driver Set Screw	02	—
453c	899	Vibrating Feed Bar Guide Bracket (lower) Set Screw.....	02	—
497E	900	Lever Bracket Bolt. $1\frac{1}{2} \times \frac{1}{2}$ -in., with 1522, for 11436.....	05	—
507E	898	Bed Foot Bracket Bolt with 1515 ...	02	—
534c	898	Brace Bolt with 1510, for 25207.....	03	—
565c	898	Crank Connecting Rod Hinge Screw	15	—
566c	898	Needle Bar Connecting Link Hinge Screw.....	15	—
567d	898	Thread Take-up Lever Hinge Screw.	15	—

No.	Plate	Name	Each	Old No.
567d	898	Belt Shifter Cord Pulley Screw for 11945.....	15	—
590E	901	Shuttle Cylinder Latch Spring Screw	02	—
597c	900	Shaft Driving Pulley Clamping Ser. for 11864	08	—
609d	902	Presser Bar Spring Thumb Screw....	45	—
611d	905	" " Lifting Bell Crank Ad- justing Arm Adjusting Screw.....	12	—
622c	899	Oscillating Rock Shaft Hinge Pin Screw Bearing.....	15	—
664d	901	Shuttle Race Cap Latch Spring Scr. for 7-19, 7-20 and 7-21 Machines ..	01	—
670E	862	Bed Front Bearing Clamping Screw.	06	—
686d	902	Thread Retainer Screw Stud.....	25	—
773c	901	Shuttle Tension Regulating Screw ..	05	—
872E	900	Arm Screw.....	10	—
912E	903	Feed Regulator Adjusting Screw....	15	—
913b	903	Pressure Regulating Thumb Screw..	40	—
1508	890	Oscillating Rock Shaft Hinge Pin Nut	06	—
1508	890	" " " " " Scr. Bearing Nut.....	06	—
1510	890	Brace Bolt Nut for 534c.....	01	—
1513	890	Crank Connecting Rod Hinge Screw Nut	05	—
1513	890	Needle Bar Connecting Link Hinge Screw Nut.....	05	—
1513	890	Oscillating Shaft Crank Roller and Screw Stud Nut.....	05	—
1515	890	Bed Foot Bracket Bolt Nut.....	01	—
1518	890	Feed Shaft Crank Roller and Screw Stud Nut	04	—
1518	890	Presser Bar Lifting Bell Crank Ad- justing Arm Roller Screw Nut....	04	—
1518	890	Thread Take-up Lever Roller and Screw Stud Nut.	04	—
1522	903	Lever Bracket Bolt Nut for 497E ...	02	—
1549	903	Presser Bar Clutch Hinge Bracket Stop Screw Nut.....	03	—
1560	890	Tension Regulating Thumb Nut	04	—
1560	890	Thread Retainer Regulating Thumb Nut	04	—
1596	903	Feed Regulator Adjusting Screw Nut	06	—
1804	899	" " Shaft Driving Crank Roller and Stud	25	—
1828	899	Presser Bar Lifting Bell Crank Ad- justing Arm Roller and Screw 372c	25	—
1845	899	Feed Shaft Crank Roller and Screw Stud.	30	—
1845	899	Thread Take-up Lever Roller and Screw Stud.....	30	—

No.	Plate	Name	Each	Old No.
1885	900	Oscillating Shaft Crank Roller and Screw Stud.....	40	—
1916	—	Presser Bar Clutch Roller (1802 roller only).....	20	—
2049	853	Lifting Collar Pin for 19648.....	01	—
2102	888	Thread Retainer Disc.....	05	84
2108	888	“ “ Spring.....	03	85
2117	890	Belt Shifter Guide Rod Pin for 11945.....	01	23
2117	890	“ “ Slide “ “ “ “.....	01	23
2117	890	Feed Shaft Crank Pin.....	01	23
2117	890	“ “ Driving Crank Pin.....	01	23
2117	890	Oscillating Shaft Crank Pin.....	01	23
2117	890	Shuttle Driver Pin.....	01	23
2205	887	Oil Cup Cover Latch Spring.....	04	206
2269	889	Bobbin Winder Pulley Driving Wheel Stud Pin for 11754.....	01	153
2460	897	Bobbin Winder Friction Ring (rubber) for 11752.....	02	143
2461	891	Bobbin Winder Spindle Pulley for 11752.....	08	142
2718	897	Presser Bar Lifting Bell Crank Adjusting Arm Roller Screw Nut Washer.....	01	309
2875	896	Treadle for 12186.....	30	—
2876	—	“ Connecting Rod (lower) for 2988.....	05	—
2877	—	Treadle Connecting Rod (upper) for 2988.....	05	—
2878	896	Treadle Stand for 12186.....	15	—
2988	895	“ Connection, Nos. 2876, 2877 and 9079 for 15018.....	22	—
3012	853	Feed Regulator Pin.....	01	—
3012	853	“ “ Shaft Driving Crank Pin.....	01	—
3012	853	Vibrating Feed Bar Guide Bracket (lower) Pin.....	01	—
5480	887	Oil or Wax Stripper Washer (steel) for 19533.....	01	—
5667	—	Foot Lever for 5668.....	15	—
5668	895	“ “ 5667 with 5669 and 5671 for 11945 and 19648.....	40	—
5669	—	Foot Lever Bracket for 5668.....	10	—
5671	897	“ “ Hinge Pin for 5668.....	01	—
5672	895	“ “ Lifting Spring for 11945 and 19648.....	03	—
5968	887	Oscillating Shaft Crank Roller Cap Screw Washer.....	02	—
6439	—	Belt Shifter Foot Lever Chain (length 36 to 45 inches) for 11945.....	20	—
7958	890	Presser Bar Lifting Link Hinge Stud Pin.....	01	153

No.	Plate	Name	Each	Old No.
8055	889	Lifting Lever Hinge Pin for 19648... ..	03	—
8380	893	Bobbin Winder Pulley Driving Wheel Handle for 11761.....	03	—
8382	887	Bobbin Winder Pulley Driving Wheel Stud Washer for 11761.....	01	—
8589	—	Presser Bar Spring Guide Pin.....	08	—
8702	887	Arm Dowel Pin.....	15	3
8708	827	“ Spool “	05	72
8760	888	Presser Bar Lifter Friction Washer..	03	56
8761	890	“ “ “ Stop Pin.....	05	55
8763	890	“ “ Lifting Link Hinge Stud.....	25	152
8765	890	“ “ “ “ “ “ “ Washer.....	04	154
8800	890	Presser Bar Clutch Roller Cap Screw Washer.....	06	90
8800	890	Thread Take-up Spring Staple Screw Washer.....	06	90
8800	890	Bobbin Winder Screw Washer.....	06	90
8804	892	Belt Shifter Frame Handle for 11941.....	30	101
8873	887	Balance Wheel Pin.....	05	81
8873	887	Band “ “ for 25207.....	05	81
8873	887	“ “ Shaft Crank Pin for 25207.....	05	81
8873	887	Thread Take-up Cam Pin.....	05	81
8873	887	Treadle Shaft Crank Pin for 25207..	05	81
8879	887	Tension Friction Washer (felt). Old No. 171, No. 5 Machine.....	01	—
8905	887	Tension Regulating Thumb Nut Washer.....	01	361
8905	887	Thread Retainer Regulating Thumb Nut Washer.....	01	361
8908	894	Wrench for 354.....	10	351
8909	894	“ “ 1513 and 1518.....	15	352
8910	894	“ “ 1508.....	25	—
8953	—	Oil or Wax Stripper (felt).....	03	297
8961	833	Shuttle Cylinder Hinge Pin.....	02	63
8964	833	“ Tension Spring.....	40	360
8984	827	Brake Block (wood) for 11436.....	05	198
8991	828	Lever Bracket Washer for 11436.....	06	197
8992	828	“ Spring for 11436.....	40	195
9043	885	Vibrating Feed Bar Hinge Washer..	10	—
9044	889	“ “ “ “ “ Pin.....	02	—
9079	895	Treadle Connecting Rod Clamp with 354c for 2988 Old No. 75, P. T. F..	12	201
9082	890	Treadle Stand Cotter Pin for 12186. Old No. 72, P. T. F.....	01	—
9084	889	Oil Cup Cover Hinge Pin.....	02	—
11014	884	Presser Foot Feed Point.....	1	50
11023	—	Lifting Collar with 453c for 19648... ..	25	—
11031	863	Presser Bar Spring (flat).....	1	50

No.	Plate	Name	Each	Old No.
11032	846	Presser Bar Spring Bracket	75	--
11033	885	" " " (spiral)	15	--
11034	846	" " Clutch Hinge Bracket with 159	1 25	--
11036	---	Presser Bar Clutch	2 00	--
11040	885	Shuttle Race Cap Latch Spring for 7-19, 7-20 and 7-21 Machines	30	--
11041	---	Thread Retainer complete, Nos. 686b, 1560, 2103, 8905 and two 2102	45	--
11044	897	Tension Wheel	75	--
11048	845	Vibrating Feed Bar Hinge Bracket with 145, 434c and 451c	2 50	--
11052	887	Thread Take-up Spring	08	--
11055	849	Presser Bar Clutch 11036 with 164b, 1916 and 8800	2 30	--
11165	897	Oscillating Rock Shaft Oil Pad	01	--
11353	825	Arm Shaft for 7-14, 7-19 and 7-20 Machines	7 00	4
11354	830	Arm Shaft Bushing	75	5
11356	896	Balance Wheel with two 354c for 7-21 Machine	1 75	6
11358	896	Balance Wheel (two speed) with two 354c for 7-19 Machine	2 50	8
* 11359	---	Bed for 7-14 Machine	18 50	--
11360	894	" Foot Bracket (right)	10	--
11361	894	" " " (left)	10	--
11363	825	Crank Connecting Rod	1 25	206
* 11364	---	" " " Cap	---	---
11380	828	Needle Bar	1 00	35
11381	830	" " Connecting Link	80	238
11383	887	" " " Stud with two 445c	1 25	36
11385	890	Needle Clamp Gib	15	40
11393	887	Feed Regulator Shaft Collar with two 453c	10	--
11393	887	Oscillating Shaft Collar with two 453c	10	354
11398	827	" Rock Shaft Hinge Pin	75	256
11418	828	Shuttle Race Slide (front) for 7-14 Machine	35	318
11420	---	Tension (wheel) complete, Nos. 411b, 1560, 8905, 11044, 11422, 11423 and two 8879	1 20	--
11422	888	Tension Spring	10	74
11423	888	" Friction Washer (steel)	03	75
11428	827	Thread Take-up Cam (steel) with 434c	5 00	80
11431	888	" " Spring Regulator Plate	10	83
11436	---	Singer Driving Attachment complete, Nos. 9b, 135b, 8873, 8984, 8991, 8992, 11438, 11440, 11442, 11443, 11444, 11864, 15018, two 497E and four 401E. Old No. 156, P. T. F.	10 00	--

No.	Plate	Name	Each	Old No.
11438	896	Balance Wheel with two 354c for 7-14 and 7-20 Machines and 11436	3 75	190
11439	---	Friction Pulley for 11436	2 00	191
11440	896	" " " 11439 with 11441 for 11436	2 25	--
11441	849	Friction Pulley Centre Plug for 11440	25	193
11442	896	" Washer for 11436	10	192
11443	896	Lever for 11436	1 25	194
11444	896	" Bracket for 11436	85	196
11446	890	Belt Shifter Cord Eyelet for 11945	04	106
11447	874	" " " Pulley " " "	35	107
11450	828	" " Guide Rod " " "	30	108
11451	828	" " Slide " " "	75	102
11453	887	" " " " Collar with two 448c, for 11945	25	103
11453	887	Belt Shifter Slide Rod Spring Collar with two 448c, for 11945	25	103
11459	897	Belt Shifter Pulley (loose) Collar with two 448c, for 11945	25	98
11500	851	Shuttle Race Slide (back) for 7-14 Machine	50	--
* 11629	---	Bed, obsolete	18 50	--
* 11691	---	Arm	18 50	--
* 11692	863	" Side Plate, obsolete	---	---
11694	847	Feed Cam, obsolete	1 25	--
11695	846	" Connecting Link, obsolete	40	--
11697	846	" Regulator with 453c, obsolete	1 50	--
11698	847	" Shaft	50	--
11699	846	" Regulator Shaft Bracket, obsolete	50	--
11700	---	Feed Regulator Shaft Crank, obsolete	40	--
11701	884	" " " " with 1845, obsolete	75	--
11702	863	Feed Shaft, obsolete	1 00	--
11703	846	" Shaft Bracket (front), obsolete	50	--
11704	846	" " " (back), " "	50	--
11706	849	" " Crank, obsolete	50	--
11708	846	" Regulator Shaft Driving Crank with 453c and 1804	75	--
11709	849	Needle Plate, obsolete	75	--
11710	848	Presser Bar Lifting Link, obsolete	75	--
11711	884	" Foot Feed Point, " "	1 25	--
11712	---	" " " " " "	1 25	--
11713	---	" " " " " "	1 25	--
11715	846	Vibrating Feed Bar, obsolete	2 50	--
11716	---	" " " Guide Bracket (lower) obsolete	1 20	--
11717	846	Vibrating Feed Bar Guide Bracket (lower) with 453c, 9042, 11718 and two 190, obsolete	1 50	--

No.	Plate	Name	Each	Old No.
11718	—	Vibrating Feed Bar Guide Bracket (lower) Cap, obsolete.....	25	—
11719	846	Vibrating Feed Bar Guide Bracket (upper), obsolete.....	50	—
11720	874	Vibrating Feed Bar Spring Bracket obsolete.....	40	—
11721	874	Vibrating Feed Bar Spring Bracket Block, obsolete.....	10	—
11743	889	Band Wheel Pitman Stud Washer for 25207.....	01	260
11743	889	Band Wheel Shaft Crank Stud Washer for 25207.....	01	260
11743	889	Treadle Shaft Crank Stud Washer for 25207.....	01	260
* 11746	—	Bed for 7-19, 7-20 and 7-21 Machines.....	18	50
11750	891	Bobbin Winder Spindle for 11752...	20	141
11752	891	" " for Machine on Foot Power Stand complete, Nos. 164D, 284D, 2461, 8800, 11750 and 11753...	75	144
11753	891	Bobbin Winder Frame for 11752...	45	145
11754	855	" " (Hand, for Machine Bed) complete, Nos. 2269, 11756, 11758, 11759, 11760, 11761, 11763, 11764 and 11765. Old No. 100, No. 11 Machine.....	2	00
11755	—	Bobbin Winder Belt for 11756.....	05	—
11756	—	" " " 11755 with 25028 for 11754. Old No. 104, No. 11 Machine.....	05	—
11758	858	Bobbin Winder Frame for 11754. Old No. 101, No. 11 Machine.....	50	—
11759	858	Bobbin Winder Pulley for 11754. Old No. 103, No. 11 Machine.....	25	—
11760	892	Bobbin Winder Pulley Driving Wheel for 11754.....	50	360
11761	859	Bobbin Winder Pulley Driving Wheel Handle complete, Nos. 8380, 8382 and 11762 for 11754.....	10	369
11762	893	Bobbin Winder Pulley Driving Wheel Handle Stud for 11761.....	10	—
11763	887	Bobbin Winder Pulley Driving Wheel Stud for 11754.....	10	367
11764	888	Bobbin Winder Pulley Driving Wheel Stud Washer for 11754.....	01	368
11765	858	Bobbin Winder Spindle for 11754. Old No. 102, No. 11 Machine.....	40	—
11830	845	Vibrating Feed Bar Bracket, obsolete	3	00
11831	895	Screw Driver, 5-in. blade.....	20	—
11832	830	Shuttle Race Back.....	1	00
11833	889	" " " Dowel Pin.....	01	—

No.	Plate	Name	Each	Old No.
11834	830	Shuttle Race Back Spring.....	25	—
11835	—	" " Body for 7-14 Machine	2	75
11836	825	" " complete, Nos. 82D, 11832, 11834, 11835 and two 11833, for 7-14 Machine.....	4	00
11837	825	Shuttle Race Frame with 11838.....	2	00
11838	889	" " " Position Pin.....	03	—
11841	827	Oscillating Rock Shaft (steel).....	1	75
11842	—	" " " 11841 with 622c, 11165, 11398 and two 1508.....	2	75
11844	—	Thread Take-up Lever.....	1	20
11845	827	" " " 11844 with 1518 and 1845.....	1	50
11847	888	Needle Clamp with 245 and 11385	75	—
11848	—	Oscillating Shaft Crank.....	30	—
11849	830	" " " 11848 with 453c, 1513 and 1885.....	75	—
11850	825	Oscillating Shaft.....	1	25
11851	833	Shuttle (cylinder), 3-in. diam., with 11910.....	6	00
11852	833	Shuttle Cylinder.....	2	50
11853	833	" " Latch.....	15	—
11854	833	" " " Spring.....	03	—
11855	833	" Frame.....	2	75
11856	830	" Driver with 453c.....	1	75
11864	—	Shaft Driving Pulley (sectional), 10-in. diam., 1 1/2-in. face, with two 597c, for 11436. Old No. 294, P. T. F.....	75	202
11878	838	Arm Shaft for 7-21 Machine.....	7	00
11908	—	Presser Bar Lifter.....	1	00
11909	830	" " " 11908 with 8761 and 8763.....	1	25
11910	833	Shuttle Bobbin (solid and hardened).	25	—
11916	849	Throat Plate for 7-14 Machine.....	75	—
11917	—	Oil Cup Cover.....	25	—
11918	888	" or Wax Stripper Washer (steel) for 11917.....	03	—
11919	888	Oil Cup Thread Eyelet.....	05	—
11940	896	Belt Shifter Fork for 11945.....	75	—
11941	896	" " Frame with 8804 and two 434c. for 11945.....	1	75
11942	828	Belt Shifter Slide Rod Spring for 11945.....	15	—
11943	896	Belt Shifter Pulley (fast) with two 354c. for 11945.....	1	10
11944	896	Belt Shifter Pulley (loose) for 11945.	1	00
11945	—	" " complete, Nos. 567D, 5668, 5672, 6439, 11446, 11447, 11450, 11451, 11459, 11940 to 11944, two each 2117 and 11453.....	7	50
11950	888	Thread Eyelet for 11041.....	05	—

No.	Plate.	Name.	Each.	Old No.
12002	833	Shuttle Cylinder Latch Pin.....	01	—
12186	—	Treadle 2875 with 2878 and 9082 for 15018	45	—
13351	—	Foot Lever Chain (length 46 to 55 inches) for 19648	30	—
15018	—	Treadle complete, Nos. 2988 and 12186, for 11436.....	65	—
19518	838	Lifting Lever for 19648	2	00
19520	860	“ “ Spring for 19648.....	15	—
19525	847	Arm Side Cover.....	35	—
19526	847	Feed Cam with two 445c	1	25
19527	845	“ Connecting Link.....	50	—
19528	865	“ Regulator with 453c.....	1	75
19529	885	“ “ Adjusting Scr. Sleeve	15	—
19580	873	“ “ Shaft	1	00
19531	865	“ Shaft Crank with 453c and 1845	80	—
19532	869	“ “ Driving Crank with 453c	50	—
19533	—	Oil Cup.....	80	—
19534	863	“ “ complete, Nos. 2205, 5480, 9084, 11917, 11918, 11919, 19533, two 8953 and three 207.....	1	25
19535	—	Presser Bar.....	1	00
19536	848	“ “ 19535 with 2049 and 11023.	1	25
19538	845	“ “ Lifting Bell Crank.....	1	50
19539	—	“ “ “ Adjusting Arm.....	1	50
19540	845	Presser Bar Lifting Bell Crank Adjusting Arm 19539 with 1518, 1828 and 2718.....	1	80
19541	848	Presser Bar Lifting Link.....	50	—
19542	874	Tension Bracket	50	—
19543	884	Thread Take-up Spring Staple.....	15	—
19544	845	Vibrating Feed Bar	2	50
19545	884	“ “ “ Guide Bracket (upper).....	50	—
19546	845	Vibrating Feed Bar Guide Bracket (lower).....	1	25
19547	845	Vibrating Feed Bar Guide Bracket (lower) Cap.....	20	—
19548	845	Vibrating Feed Bar Hinge Bracket Guide Plate	1	00
19549	873	Shuttle Race Body for 7-19, 7-20 and 7-21 Machines.....	2	75
19550	873	Shuttle Race Cap for 7-19, 7-20 and 7-21 Machines.....	1	50
19551	—	Shuttle Race Cap 19550 with 11040 and two 664D for 7-19, 7-20 and 7-21 Machines.....	1	80
19552	—	Shuttle Race complete, Nos. 32D, 11832, 11834, 19549, 19551, two each 96D and 11833, for 7-19, 7-20 and 7-21 Machines.....	5	75

No.	Plate.	Name.	Each	Old No.
19553	873	Shuttle Race Slide for 7-19, 7-20 and 7-21 Machines.....	50	—
19554	874	Throat Plate for 7-19, 7-20 and 7-21 Machines.....	75	—
19648	—	Foot Lifter complete, Nos. 45D, 2049, 5668, 5672, 8055, 11023, 13351, 19518 and 19520.....	3	25
25013	—	Belt (size $\frac{3}{8}$ -inch, length 86 $\frac{1}{2}$ inches), with 25030 for 25207.....	75	—
25028	839	Bobbin Winder Belt Hook.....	01	371
25030	890	Belt Hook for 25207.....	01	189
25037	—	Band Wheel (two speed), 12 and 14 inches, with 25088 for 25207.....	3	00 258
25088	892	Band Wheel Pitman Stud for 25207.....	10	259
25088	892	“ “ Shaft Crank Stud for 25207.....	10	259
25088	892	Treadle Shaft Crank Stud for 25207.....	10	259
25089	869	Band Wheel Pitman Stud Cotter Pin for 25207.....	01	261
25089	869	Band Wheel Shaft Crank Stud Cotter Pin for 25207.....	01	261
25089	869	Treadle Shaft Crank Stud Cotter Pin for 25207.....	01	261
25090	460	Band Wheel Shaft for 25207.....	75	262
25091	892	“ “ “ Crank with 355D and 25088 for 25207.....	75	263
25091	892	Treadle Shaft Crank with 355D and 25088 for 25207.....	75	263
25093	460	Brace for 25207	2	50 264
25094	460	Leg “ “	1	75 267
25095	460	Pitman “ “	25	268
25096	892	Treadle “ “	75	269
25097	460	“ Shaft for 25207	1	75 270
25098	897	“ “ Bushing for 25207.....	25	271
25099	897	“ “ Collar with 448c for 25207.....	25	272
25100	—	Stand Top (wood), for 25207.....	50	273
25121	—	Drawer for 25207.....	30	265
25122	—	“ Runner for 25207.....	05	266
25207	—	Rotary Treadle Stand complete.....	15	00 257
25881	894	Guide.....	40	34
25957	895	Oiler with 4 $\frac{1}{2}$ -in. spout. Old No. 570, A & A.....	12	—
25958	—	Oiler Spout, 4 $\frac{1}{2}$ inches. Old No. 571, A. & A.....	04	—
26026	895	Screw Driver, Old No. 393, A. & A.	10	—

THE SINGER MANUFACTURING COMPANY use and recommend exclusively the WILLIMANTIC SPOOL COTTON.

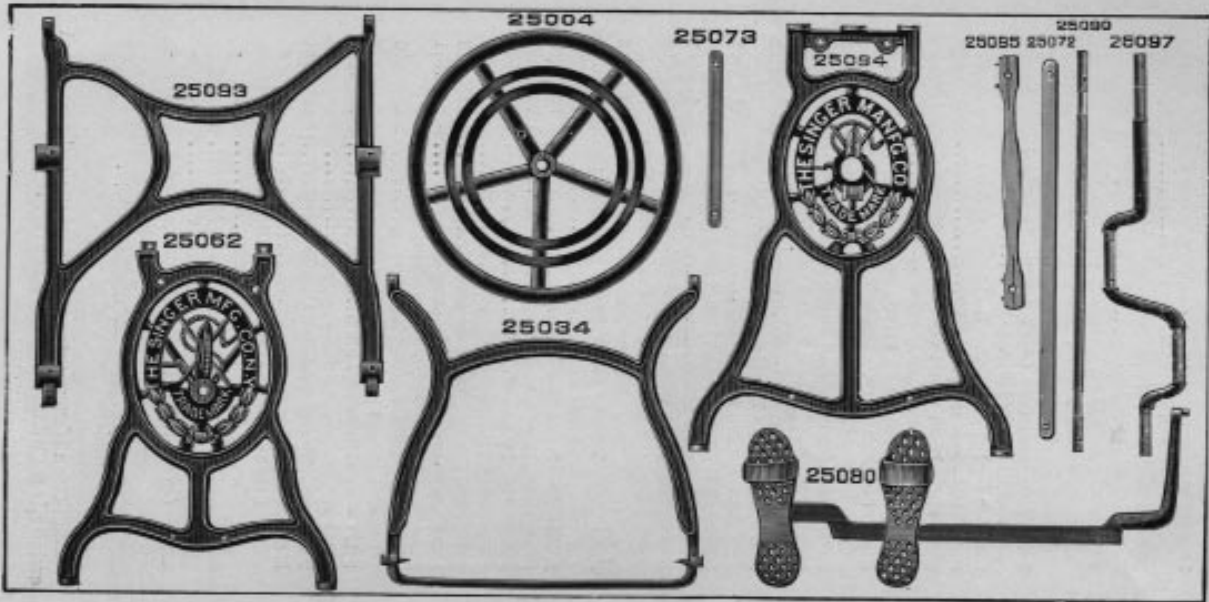


PLATE 460—ONE-TWELFTH SIZE

PLATE 825—ONE-FOURTH SIZE




PLATE 827—ONE-HALF SIZE




PLATE 828—ONE-HALF SIZE




PLATE 830—ONE-HALF SIZE




PLATE 833—FULL SIZE




PLATE 838—ONE-FOURTH SIZE

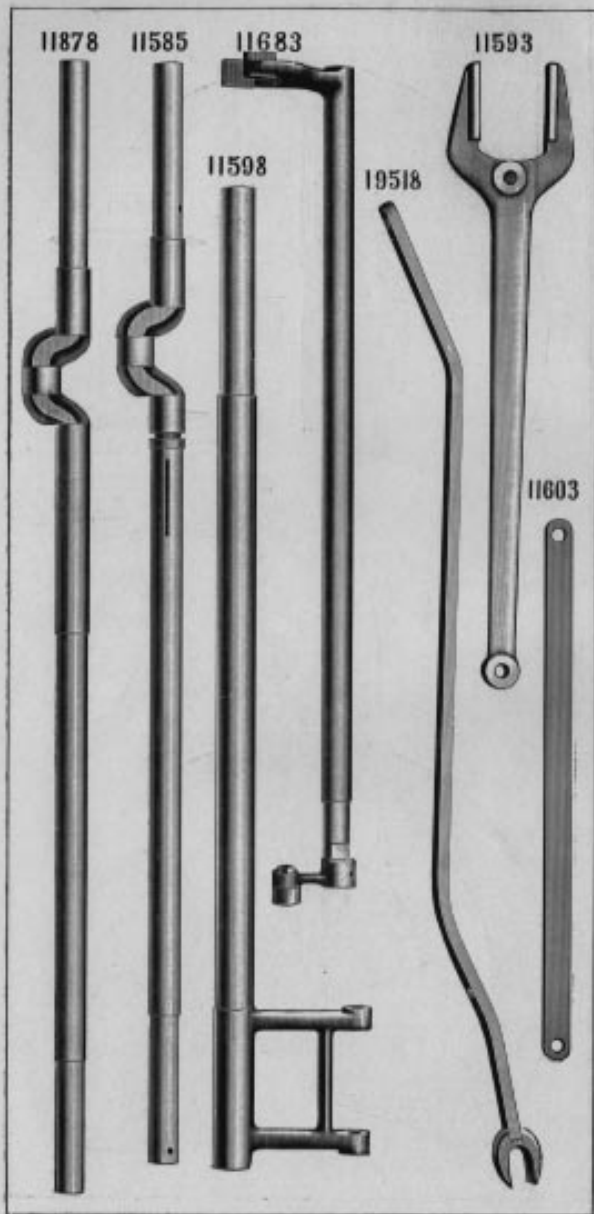


PLATE 845—ONE-HALF SIZE




PLATE 846—ONE-HALF SIZE




PLATE 847—ONE-HALF SIZE




PLATE 848—ONE-HALF SIZE




PLATE 849—FULL SIZE




PLATE 851—ONE-HALF SIZE




PLATE 853—FULL SIZE




PLATE 855—ONE-FOURTH SIZE




PLATE 858—ONE-HALF SIZE




PLATE 859—ONE-HALF SIZE



PLATE 860—FULL SIZE




PLATE 862—FULL SIZE




PLATE 863—ONE-FOURTH SIZE




PLATE 865—FULL SIZE




PLATE 869—FULL SIZE




PLATE 873—ONE-HALF SIZE




PLATE 874—FULL SIZE




PLATE 884—FULL SIZE

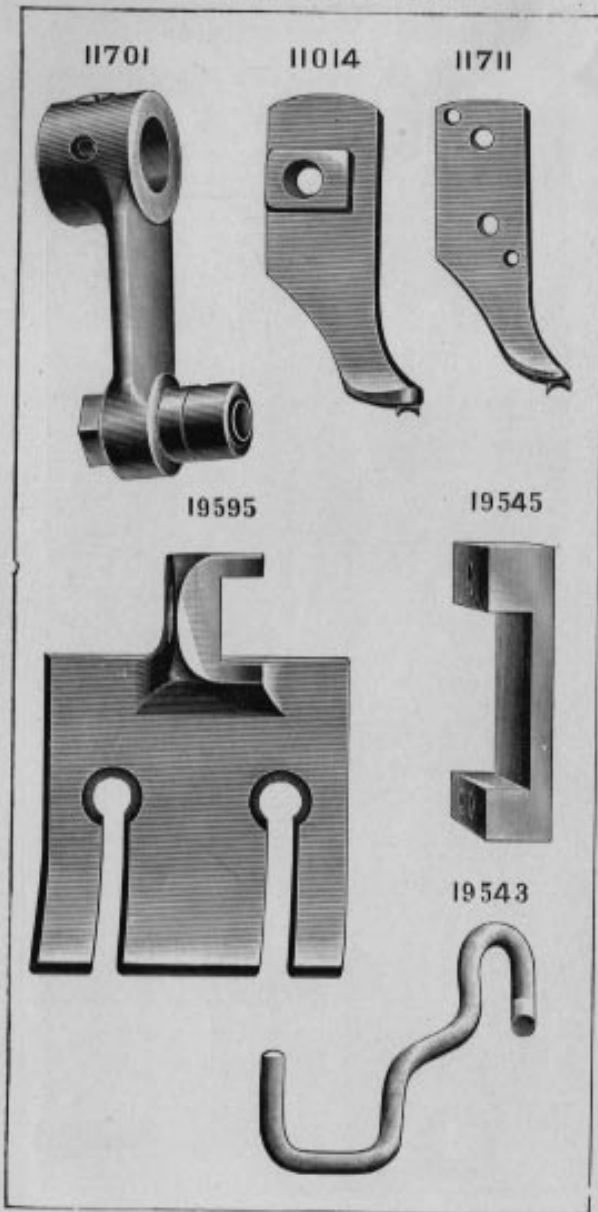


PLATE 885—FULL SIZE




PLATE 887—FULL SIZE




PLATE 888—FULL SIZE





PLATE 889—FULL SIZE

9084. 8055. 11482. 9044. 2269. 11833. 8763. 11838.



25028 11621 10107 3146 10108 8765



11743



11624 14529 9525



11543



11541



11526



11537



PLATE 890—FULL SIZE

9082



2117 8961 11401 7858

25030

9068



11384



8783



8761



11385



11386

1518



9064



11446



9042



8018



8765



8800



1508



1510



1513



1515



1517



1519



1541



1560



PLATE 891—ONE-HALF SIZE




PLATE 892—ONE-HALF SIZE




PLATE 893—FULL SIZE


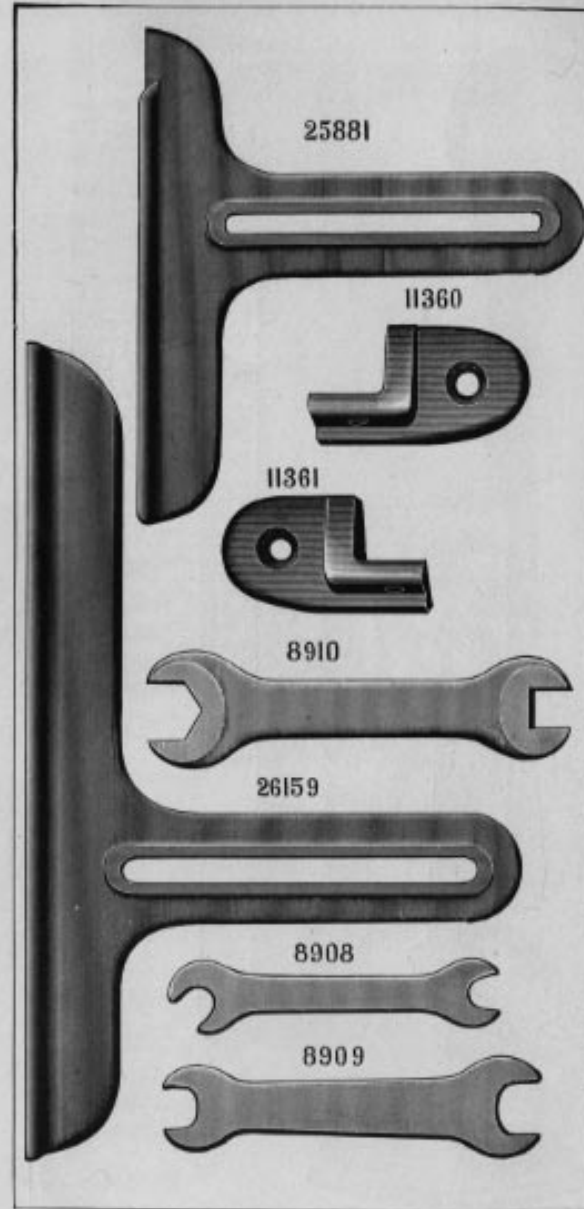
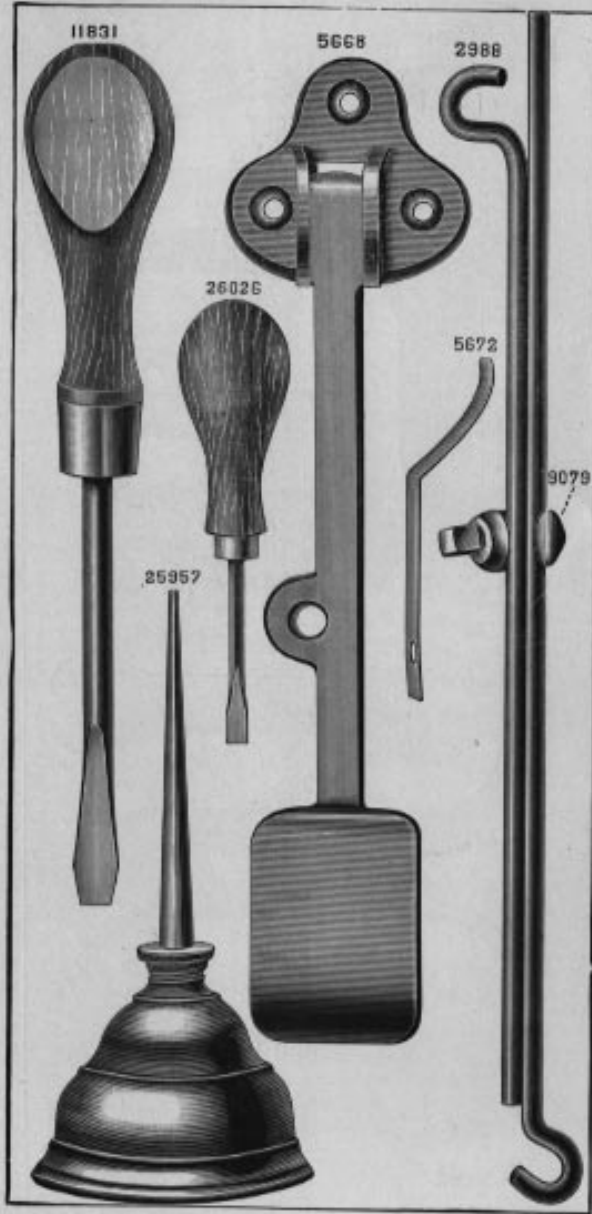


PLATE 894—ONE-HALF SIZE



'PLATE 895—ONE-HALF SIZE






PLATE 896—ONE-EIGHTH SIZE

PLATE 897—FULL SIZE




PLATE 898—FULL SIZE




PLATE 899—FULL SIZE




PLATE 900—FULL SIZE




PLATE 901—FULL SIZE




PLATE 902—FULL SIZE




PLATE 903—FULL SIZE




PLATE 905—FULL SIZE

