


Singer 11
Singer 12

**SINGER
DEARBORN •
BLINDSTITCH
MACHINES**

SINGER**



PARTS LIST

DEARBORN BLINDSTITCH MACHINES

CLASS 11 & 12 - PLAIN

MODELS 12 PL 1, 11-PL, 12-PL 1R, 12-P1, 12 BBE, 12-BE-1, 12-BE4, 12-BL,
12-FS1, 11 FS1, 12-FTJ, 11 FTJ, 12 SSP, 12-SSD, 12-WB1, 12-PE2



A
**CONNECTION
AND CRANK
ASSEMBLY**



B
**NEEDLE SHAFT
LOOPER ROD
NEEDLE
ECCENTRIC**



C
**FEED FRAME
REGULATING
DIAL**



D
**PRESSER FOOT
COMPLETE**



E
**MACHINE
HEAD**

SINGER COMPANY OF CANADA LIMITED


200 ST. LOUIS, ST. JOHNS, P.Q. CANADA

* A TRADE MARK OF THE SINGER COMPANY

** REGISTERED TRADE MARK

Printed in U.S.A.

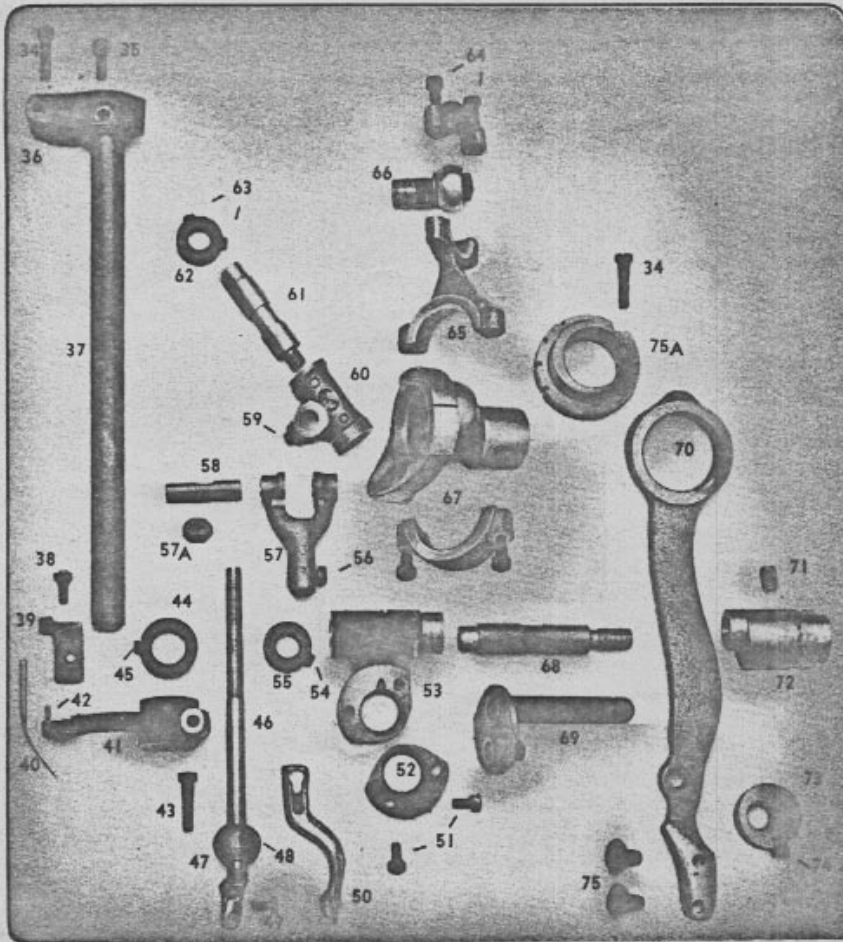
A CONNECTION AND CRANK ASSEMBLY



Illustrn. Ref. No.	Part No.	Description	Illustrn. Ref. No.	Part No.	Description
1	400314	Main Shaft	16	400078	Rib Shaft Connection Lever Stud
2	400322	Main Shaft End Screw	17	402406	Rib Rocker Crank Shaft Bearing (2)
3	400321	Needle Stitch Eccentric Woodruff Key	18	400346	Rib Rocker Crank Shaft
4	400317	Roller Bearing Shield - Left	19	400099	Rib Rocker Crank Left Set Screw
5	400315	Roller Bearing Cup & Cone (2)	20	400349	Rib Rocker Crank Left
6	400003	Feed Frame Tension Spring	21	400367	Rib Rocker Crank Left Tapered Pin
7	402409	Roller Bearing Oil Pad (Felt) (2)	22	400072	Rib Shaft Crank Stud
8	400319	Roller Bearing Retainer (Aluminum)	23	400348	Rib Rocker Crank Right
9	400318	Roller Bearing Shield - Right	24	400301	Rib Rocker Crank Right Fastening Screw
10	400339	Rib Shaft Connection Lever	25	400080	Main Shaft Connection Lever Stud
Not illustrated	400679	Rib Shaft Connection Lever Assembly Including: 400072 400339 400078	26	400099	Rib Rocker Crank Right Set Screw
11	400204	Main Shaft Connection Lever Eccentric Set Screw	27	400308	Feed Frame Tension Spring Lever
12	400340	Main Shaft Connection Lever Eccentric	28	400005	Feed Frame Tension Spring Lever Stud
13	400098	Main Shaft Connection Lever Set Screw	29	400311	Feed Frame Tension Spring Lever Adjusting Screw
14	400345	Main Shaft Connection Lever Style 2	30	402404	Main Shaft Lock Nut
15	400094	Main Shaft Connection Lever Clamping Screw (2)	31	400316	Main Shaft Adjusting Nut
			32	400313	Hand Wheel
			33	400098	Hand Wheel Set Screw (2)

For models other than 12-PL-1, please check Part No on inserted sheet.

B NEEDLE SHAFT, LOOPER ROD, NEEDLE ECCENTRIC ASSEMBLY



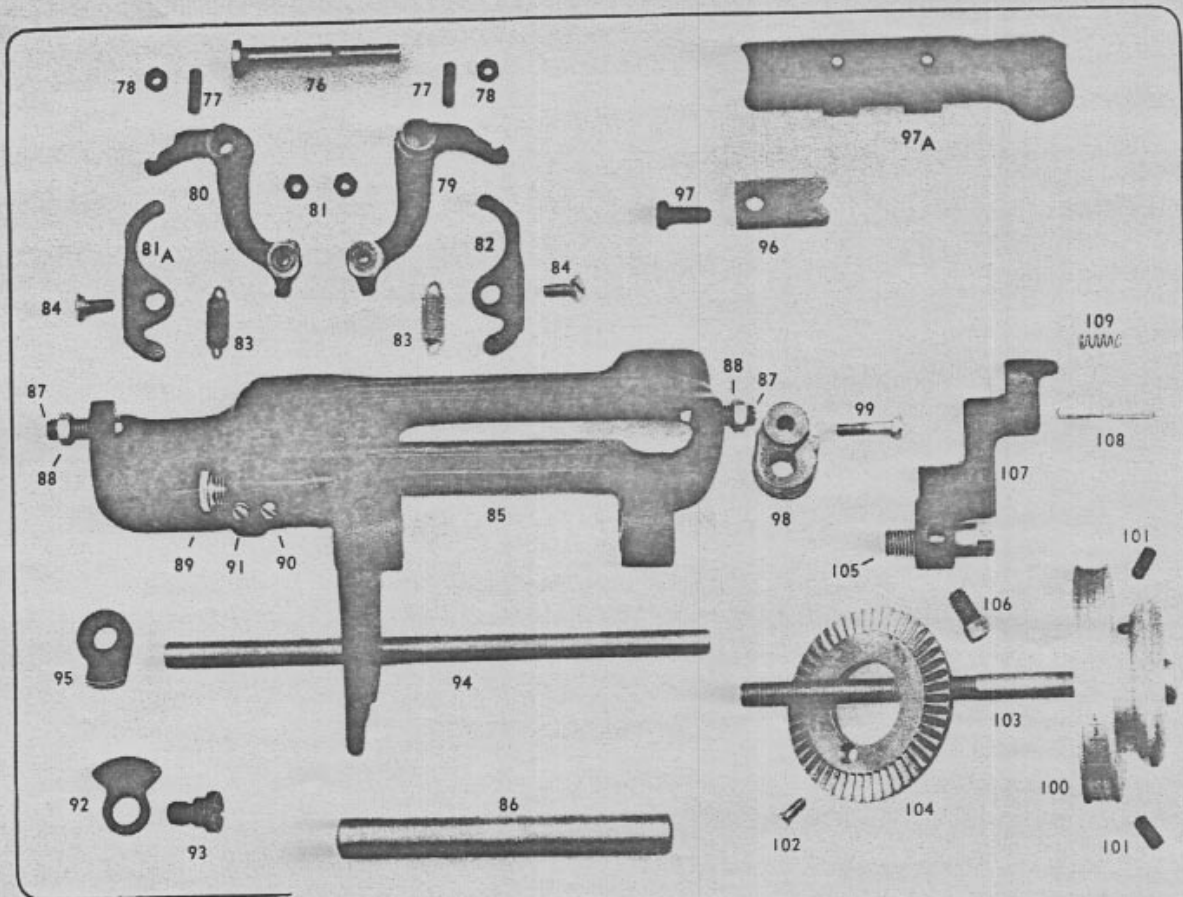
Illustrn. Ref. No.	Part No.	Description
--------------------	----------	-------------

34	400094	Needle Shaft Crank Clamping Screw
35	402072	Needle Shaft Crank Locking Screw
36	400037	Needle Shaft Crank
37	400030	Needle Shaft
38	400040	Needle Lever Clamp Screw
39	400039	Needle Lever Clamp
40	400709	Needle (Size 3)
41	400038	Needle Lever
42	402098	Needle Lever Clamp Pin
43	400094	Needle Lever Fastening Screw
44	400084	Needle Shaft Collar
45	400100	Needle Shaft Collar Set Screw
46	400043	Looper Rod
47	400044	Looper Rod Ball
48	400045	Looper Rod Ball Set Screw
	400665	Sub. ass'y of 400043, 400044 & 400045
49	400042	Looper Screw
50	401073	Looper Solid
51	400095	Looper Rod Carrier Cap Clamping Screw (2)
52	400047	Looper Rod Carrier Cap
53	400046	Looper Rod Carrier
	400636	Sub. ass'y of 2-400095, 1-400047 & 1-400046
54	400100	Looper Rod Carrier Stud Collar Set Screw (2)
55	400049	Looper Rod Carrier Stud Collar
56	400040	Looper Fork Clamping Screw
57	400051	Looper Fork
57A	402341	Looper Rod lock Nut

Illustrn. Ref. No.	Part No.	Description
--------------------	----------	-------------

58	400052	Looper Rod Fork Pin
59	400099	Looper Driving Stud Sleeve Set Screw
60	400055	Looper Driving Stud Sleeve
61	400053	Looper Driving Stud
62	400054	Looper Driving Stud Collar
63	400100	Looper Driving Stud Collar Set Screw (2)
	400666	Sub. ass'y of 1-400040, 1-400051, 1-400052, 1-400099, 1-400055, 1-400053, 1-400054, 2-400100
	400664	Sub. ass'y 1-400043, 1-400044, 1-400045, 1-400046, 1-400047 & 2-400095
	400056	Looper Rod Assembly Complete
64	400094	Needle Stitch Shaft Connection Fastening Screw (4)
65	400035	Needle Stitch Shaft Connection
66	400036	Needle Stitch Shaft Connection Ball Stud
67	402437	Needle Stitch Eccentric (Long)
	400675	Sub. ass'y of 1-402437, 1-400035, 1-400036 & 4-400094
68	400048	Looper Rod Carrier Stud
69	400026	Feed Rocker
70	400025	Feed Lever
71	400098	Looper Adjusting Block Set Screw
72	400050	Looper Adjusting Block
73	400027	Feed Rocker Clamp
74	400094	Feed Rocker Clamp Set Screw
75	400097	Feed Dog Fastening Screw
75A	400034	Needle Stitch Eccentric Ring

C FEED FRAME REGULATING DIAL ASSEMBLY



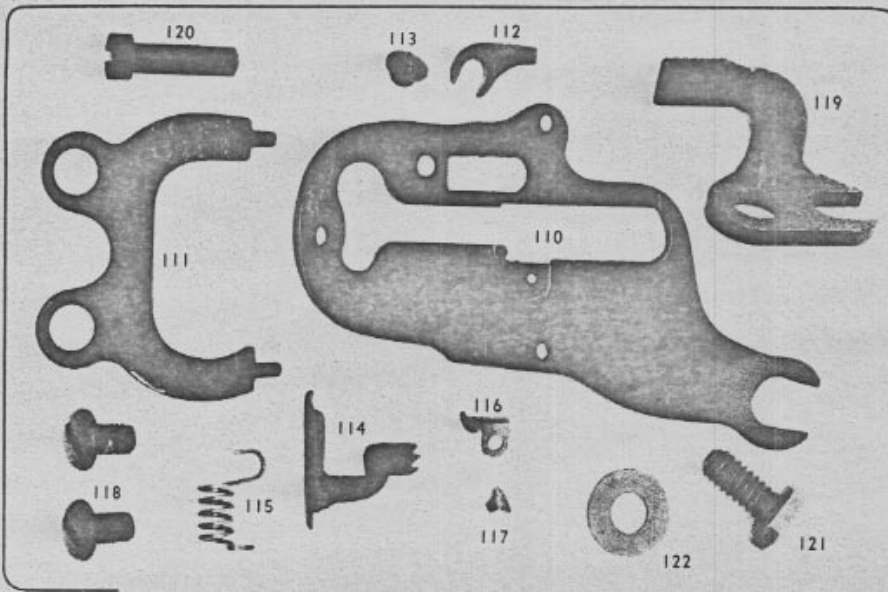
Illustrn. Ref. No.	Part No.	Description
76	400022	Feed Bracket Stud
77	400020	Feed Bracket Limit Screw (2)
78	400021	Feed Bracket Limit Screw Nut (2)
79	400017	Feed Platen Bracket Right
80	400018	Feed Platen Bracket Left
81	400021	Feed Platen Screw Nut (2)
81a	400016	Feed Platen Left
82	400015	Feed Platen Right
83	400019	Feed Platen Spring (2)
84	400101	Feed Platen Screw (2)
	400660	Sub. ass'y of 1-400017, 1-400018, 1-400016, 1-400015, 1-400022, 2-400020, 2-400021, 2-400101 & 2-400102
85	400302	Feed Frame (Regular)
86	400002	Feed Frame Hinge Pin
87	400075	Rib Shaft Centre Screw (2)
88	400312	Rib Shaft Centre Screw Nut (2)
89	402075	Feed Bracket Stud Bushing
90	400099	Feed Bracket Stud Bushing Set Screw
91	400100	Feed Bracket Stud Bushing Set Screw
92	400009	Feed Frame Regulating Stop
	402460	Feed Frame Complete Includes the following:
	400302	Feed Frame
	400002	Feed Frame Pin
	400003	Main Spring
	400307	Main Spring Wire
	400308	Main Spring Hook
	400312	Feed Frame Safety Limit Screw Nut
	400311	Feed Frame Safety Limit Screw
	400014	Feed Frame Stop Screw & Nut

Illustrn. Ref. No.	Part No.	Description
93	400010	Feed Frame Regulating Stop Stud
94	400069	Rib Shaft
95	400067	Rib (PL)
	400669	Rib & Shaft Assembly
96	400073	Rib Shaft Support
97	400074	Rib Shaft Support Screw
97a	400070	Rib Shaft Cover Complete
98	400071	Rib Shaft Crank
99	400094	Rib Shaft Crank Fastening Screw
100	400195	Regulating Dial
101	400204	Regulating Dial Set Screw (2)
102	400197	Regulating Dial Ratchet Set Screw
103	400205	Regulating Dial Regulating Screw
104	400196	Regulating Dial Ratchet
105	400203	Regulating Indicating arrow Bracket Screw
106	402055	Regulating Dial Indicating arrow Bracket Set Screw
107	400200	Regulating Dial Indicating arrow Bracket
108	400202	Regulating Dial Plunger
109	400201	Regulating Dial Plunger Spring
	401074	Regulating Dial Complete

OPTIONAL

Not illustrated	400109	Feed Frame Sleeve
	400110	Feed Frame Sleeve Screws

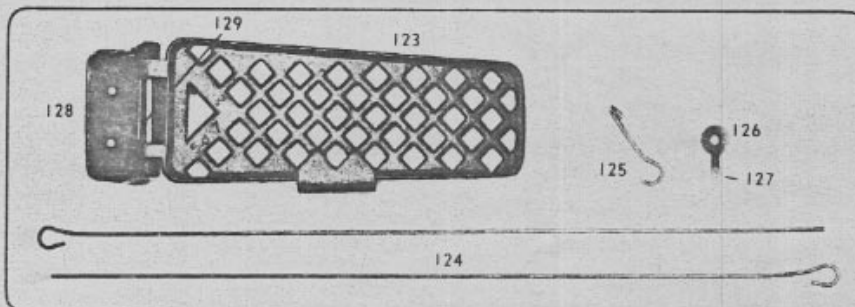
D PRESSER FOOT COMPLETE



Illustrn. Ref. No.	Part No.	Description
	401636	Presserfoot Complete (PL.)
110	402142	Presserfoot Plate
111	400060	Presserfoot Brace
112	400081	Presserfoot Needle Guide
113	400082	Presserfoot Needle Guide Screw
114	400061	Presserfoot Shoe (PL.)
115	400064	Presserfoot Shoe Spring
116	401184	Presserfoot Metal Pin
117	401185	Presserfoot Metal Pin Screw

Illustrn. Ref. No.	Part No.	Description
Not Illustrated	400326	Presserfoot Complete W/Brass Pin
"	400667	Presserfoot Complete — Fine Work Brush off
"	400122	Brass Pin for Presserfoot
The following are not included in part No. 401636		
118	400096	Presserfoot Mounting Screw (2)
119	400028	Feed Dog (Coarse)
	400143	Feed Dog (Fine)
120	400066	Presserfoot Adjusting Eccentric Pin
121	400103	Presserfoot Clamp Screw
122	402068	Presserfoot Clamp Screw Washer


SHOE TREADLE ASSEMBLY



Illustrn. Ref. No.	Part No.	Description
	400119	Shoe Treadle Ass'y Complete
123	402137	Shoe Treadle
124	400136	Shoe Treadle Pull Down Wire (2)
125	400408	Shoe Treadle Pull Down Wire S-Hook

Illustrn. Ref. No.	Part No.	Description
126	402105	Shoe Treadle Pull Down Wire Collar
127	400386	Shoe Treadle Pull Down Wire Collar Set Screw
128	402138	Shoe Treadle Floor Bracket
129	402139	Shoe Treadle Floor Bracket Hinge Pin

ACCESSORIES



Illustrn. Ref. No.	Part No.	Description
	130	400120 Cotton Stand Complete
	131	402044 Wood Screws (5)
	132	22100 Instruction Booklet
	133	402086 Cotton Bag
	134	402063 Washers (2)

Illustrn. Ref. No.	Part No.	Description
	135	400406 Clamping bolt
	136	400709 Needles No. 3" or 3½" (400711)
	137	402411 Name Plate (Singer Dearborn)
	138	401679 Name Plate Self Driving Screw
	139	402183 Brown Envelope 2¼" x 3½"
	402409	Base Plate Felt Spacer

THE FOLLOWING PARTS MAY BE PURCHASED ON REQUEST

Not Illustrated

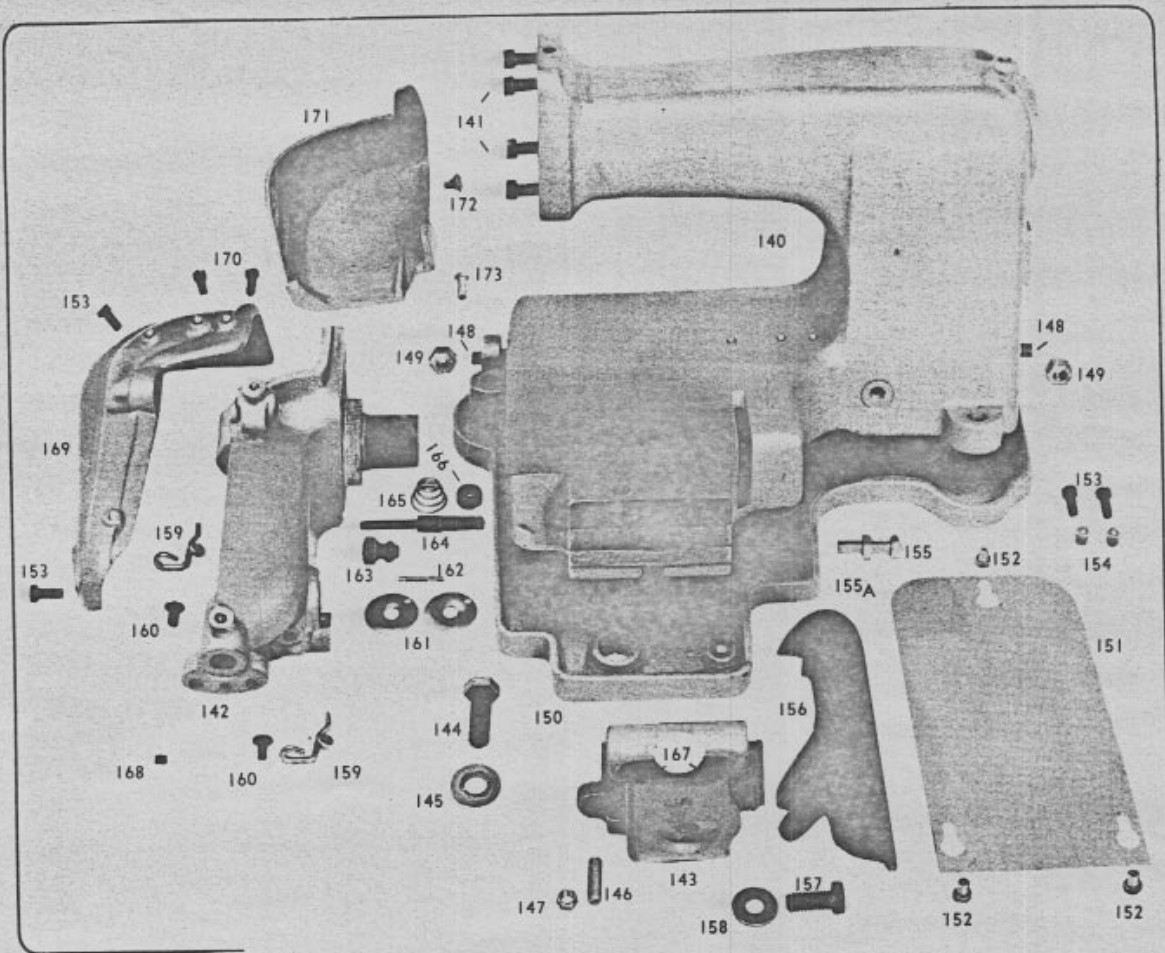
400411	Knee Lift Complete
400412	Knee Lift Main Bracket
400413	Knee Lift Bracket Screw
400414	Knee Lift Short Shaft

Not Illustrated

400415	Knee Lift Collar
400416	Knee Lift Rod
400417	Knee Lift Plate
400418	Knee Lift Rod Clamp
400419	Knee Lift Rod Clamp Screw

WHEN ORDERING: Specify Machine Model, Quantity of each item required, Singer Code Number, Serial Number of Machine.

E MACHINE HEAD



Illustrn. Part
Ref. No. No. Description

140	402428	Main Frame (PL.)
141	400301	Main Frame Head Screw (4)
142	401197	Main Frame Head
143	400304	Feed Frame Bracket (PL.)
144	400306	Feed Frame Bracket Screw
145	402431	Feed Frame Bracket Screw Washer
146	400311	Feed Frame Safety Limit Screw
147	400312	Feed Frame Safety Limit Screw Nut
148	400361	Base Plate Center Screw 2
149	400362	Base Plate Center Screw Nut 2
150	400863	Base Plate
151	400351	Back Plate
152	402401	Back Plate Screw (3)
153	402426	Main Frame Oil Fitting (3)
154	401529	Main Shaft Oil Cup No. 202 (2)
155	400014	Feed Frame Stop Screw
156	400352	Belt Guard
157	400419	Belt Guard Fastening Screw
155A	402062	Feed Frame Stop Screw Nut

Illustrn. Part
Ref. No. No. Description

158	402063	Belt Guard Fastening Screw Washer
159	400083	Thread Guide (2)
160	400096	Thread Guide Mounting Screw (2)
161	400088	Tension Disc (2)
162	400093	Tension Pin
163	400087	Upper Cover Fastening Thumb Nut
164	400090	Tension Long Stud
165	400091	Tension Spring
166	400092	Tension Regulating Nut
	400086	Tension Complete W/ Long Stud 2-400088, 1-400093, 1-400090, 1-400091 & 1-400092
167	400099	Feed Frame Hinge Pin Set Screw (2)
168	400099	Presserfoot Adjusting Eccentric Pin Set Screw
169	400105	Upper Cover
170	402025	Upper Cover Oil Fitting (2)
171	400104	Lower Cover
172	402407	Lower Cover Mounting Screw
173	402052	Lower Cover Mounting Screw