

SINGER

98-3

PRICE LIST

OF

PARTS



MACHINE No. 98-3

THE SINGER MANUFACTURING COMPANY

INDEX

	PAGE
ACCESSORIES.....	13
BOBBIN WINDER.....	14
COLUMN STAND.....	15
COUNTERSHAFT FOR SINGER ELECTRIC MOTOR.....	15
DRIVING ATTACHMENT.....	16
MACHINE No. 98-3.....	7
NUMERICAL LIST OF PARTS.....	19
TIRE STAND.....	17
TRIMMINGS FOR COLUMN STAND.....	18

INSTRUCTIONS FOR ORDERING

In ordering from this list, use **ONLY** the part NUMBER in the **FIRST** column.

The number stamped on a Sewing Machine part is in every case the number of the single part only.

Every combination of parts sent out as such has its specific number, which, although not stamped on the parts, must be used when ordering the combination.

Each number always indicates the **SAME PART** in whatever list it appears, or for whatever machine.

The letters after some of the numbers indicate the style of finish only, as follows:

- A. Hardened, Polished and Plated.
- B. Polished and Plated.
- C. Hardened only.
- D. Polished only.
- E. Soft, not Polished.
- F. Hardened and Polished.
- G.
- H. Blued.
- J. Plated only.
- K. Hardened and Plated.
- L. Brass or Gilt.
- M. Oxidized.
- P. Japanned.

These letters **MUST BE USED** when they appear in the list, and **AFTER** the number as in the list.

In this series

- 1 to 1500 and 50001 to 51500 are Screw Numbers.
- 1501 to 1800 are Nut Numbers.
- 1801 to 2000 are Roller Numbers.
- 2001 to 50000 and 52001 and upward are numbers of Machine Parts.

The figures in the second column refer only to the plates, illustrating the parts, and are **NOT TO BE USED** in ordering.

Parts marked with an asterisk (*) are furnished only when repairs are made at factory.

LIST OF PARTS COMPLETE FOR MACHINE NO. 98-3

FOR STITCHING TREADS ON USED AUTOMOBILE TIRES. HAS 3 IN. CYLINDER SHUTTLE, S. D. A. AND COLUMN STAND. LENGTH OF STITCH UP TO $\frac{1}{2}$ INCH. THIS MACHINE IS FURNISHED WITH A STAND WHICH IS FITTED WITH ROLLERS TO FACILITATE THE TURNING OF THE TIRE WHILE STITCHING. THE STAND IS SEPARATE FROM THE MACHINE AND IS ADJUSTABLE AS TO HEIGHT.

NO.	PLATE	NAME	EACH
*61501	---	Arm.....	\$40 00
8582	6775	" Dowel Pin.....	02
338E	6777	" Screw.....	10
61653	6788	" Shaft.....	8 50
61503	6762	" " Bushing.....	1 25
434c	6776	" " " Set Screw.....	04
61504	6760	Balance Wheel with two 344c.....	6 00
344c	6777	" " " Set Screw.....	08
61632	6761	Crank Connecting Rod with 61633 and two 840E.....	7 00
*61633	---	Crank Connecting Rod Cap.....	—
840E	6776	" " " " Screw.....	06
61507	6775	" " " " Hinge Pin.....	50
448c	6776	" " " " " S e t Screw.....	03
*61508	---	Cylinder.....	40 00
61509	6761	" Side Cover.....	25
701D	6778	" " " " Hinge Screw.....	06
61510	6761	" Top Cover.....	50
335D	6776	" " " " Screw.....	02
61511	6761	Face Plate.....	1 00
61512	6762	" " Lock Spring.....	20
181D	6776	" " " " " Screw.....	04
29627	6775	" " " " " Steady Pin.....	02
563c	6776	" " " " " Screw Centre.....	04
1547J	6779	" " " " " Nut.....	03
61513	6761	Feed Bar.....	1 50
61514	6762	" " Bell Crank.....	2 00
61515	6762	" " " " " Bracket with two 145E.....	2 00

NO.	PLATE	NAME	EACH
50040d	6776	Feed Bar Bell Crank Bracket Cap Screw	\$ 07
145E	6776	" " " " " Clamping Screw	04
50040d	6776	Feed Bar Bell Crank Cap Screw	07
61516	6762	" " " " Connecting Link	75
50040d	6776	" " " " " Cap Screw	07
61517	6762	Feed Bar Guide Bracket (lower)	3 50
61518	—	" " " " " Cap	3 00
61519	6762	" " " " " " 61518 with 11424 and 61598	3 40
164D	6771	Feed Bar Guide Bracket (lower) Cap Screw	04
61520	6762	Feed Bar Guide Bracket (lower) Collar with two 448c	25
448c	6776	Feed Bar Guide Bracket (lower) Collar Set Screw	03
61521	6762	Feed Bar Guide Bracket (upper) with two 454c	1 50
454c	6776	Feed Bar Guide Bracket (upper) Set Screw	02
61522	6762	" " Socket Joint	3 00
61523	6762	" " " " " Cap	1 25
164D	6771	" " " " " Screw	04
61640	6788	" Cam with two 363c	7 00
363c	6777	" " Set Screw	05
61529	6765	" Regulator with 446c and 14024	3 00
50317c	6773	" " Adjusting Stud	20
1506E	6773	" " " " Nut	05
38268	6773	" " " " " Washer	10
61530	6773	" " " " " Sleeve	50
61531	6765	" " Connection	1 00
369c	6777	" " " Hinge Screw	20
1509c	6779	" " " " "	06
8937	6775	Feed Regulator Pin	02
446c	6776	" " Set Screw	03
61532	6765	" " Shaft	75
61533	6765	" " " Collar with two 448c	30
448c	6776	Feed Regulator Shaft Collar Set Screw	03
61534	6765	" " " Crank with 346D, 1513E and 1965	1 75
346D	6777	Feed Regulator Shaft Crank Clamping Screw	08
8937	6775	Feed Regulator Shaft Crank Pin	02
1965	6778	" " " " Roller and Screw Stud	45

NO.	PLATE	NAME	EACH
1513E	6779	Feed Regulator Shaft Crank Roller and Screw Stud Nut	\$ 05
14024	6775	Feed Regulator Stop Pin	01
61547	6765	" Rock Shaft	75
61548	6765	" " " Crank (left) with 445c	1 50
8937	6775	" " " " " Pin	02
445c	6776	" " " " " Set Screw	03
61549	6765	" " " " (right) with 445c	1 25
8937	6775	" " " " " Pin	02
445c	6776	" " " " " Set Screw	03
61550	6767	Feeding Foot with 1149E	3 00
1149E	6776	" " Clamping Screw	04
61551	6761	Lifting Presser Bar	1 25
61552	6765	" " " Connecting Link	60
50040d	6776	" " " " " Cap Screw	07
61553	6765	Lifting Presser Bar Guide Bracket with two 141E	3 00
50040d	6776	Lifting Presser Bar Guide Bracket Cap Screw	07
141E	6776	Lifting Presser Bar Guide Bracket Clamp- ing Screw	04
61554	6765	Lifting Presser Bar Guide Bracket Guide	75
129E	6776	" " " " " "	04
61555	6766	Lifting Presser Bar Lifter with 8761 and 8763	2 00
8760	6768	Lifting Presser Bar Lifter Friction Washer	03
16c	6778	" " " " Hinge Screw	20
8761	6768	" " " " Stop Pin	05
61556	6773	" " " Lifting Bracket with 50319c	75
50319c	6773	Lifting Presser Bar Lifting Bracket Set Screw	10
61557	6766	Lifting Presser Bar Lifting Link	50
8763	6768	" " " " " Hinge Stud	25
8973	6768	Lifting Presser Bar Lifting Link Hinge Stud Pin	05
8765	6768	Lifting Presser Bar Lifting Link Hinge Stud Washer	04
61558	6766	Lifting Presser Bar Rock Shaft	75
61559	6774	" " " " " Bracket	2 00
338E	6777	" " " " " " Screw	10
61560	6766	Lifting Presser Bar Rock Shaft Connection with two each 141E and 1521E	1 50

NO.	PLATE	NAME	EACH
141E	6776	Lifting Presser Bar Rock Shaft Connection Adjusting Screw.....	\$ 04
1521E	6779	Lifting Presser Bar Rock Shaft Connection Adjusting Screw Nut.....	03
824c	6773	Lifting Presser Bar Rock Shaft Connection Hinge Screw.....	20
1608c	6773	Lifting Presser Bar Rock Shaft Connection Hinge Screw Nut.....	05
61561	6773	Lifting Presser Bar Rock Shaft Connection Hinge Screw Sleeve.....	50
14129	6775	Lifting Presser Bar Rock Shaft Connection Hinge Screw Sleeve Washer.....	10
61562	6766	Lifting Presser Bar Rock Shaft Crank (left) with 448c.....	60
8937	6775	Lifting Presser Bar Rock Shaft Crank (left) Pin.....	02
448c	6776	Lifting Presser Bar Rock Shaft Crank (left) Set Screw.....	03
61563	6766	Lifting Presser Bar Rock Shaft Crank (right) with 448c.....	1 25
8937	6775	Lifting Presser Bar Rock Shaft Crank (right) Pin.....	02
448c	6776	Lifting Presser Bar Rock Shaft Crank (right) Set Screw.....	03
61564	6761	Lifting Presser Bar Spring (flat) lower.....	1 25
61565	6761	" " " " " upper.....	1 25
61566	6766	" " " " Bracket.....	50
575E	6776	" " " " " Screw.....	05
11661	6775	" " " " Guide Pin.....	02
609D	6777	" " " " R e g u l a t i n g Thumb Screw.....	45
1606c	6779	Lifting Presser Bar Spring Regulating Thumb Screw Lock Nut.....	05
61567	6767	Lifting Presser Foot with two 129b.....	3 00
129D	6776	" " " Clamping Screw.....	04
61635	6774	Lubricating Cup.....	1 00
61636	6774	" " Cover.....	75
9084	6775	" " " Hinge Pin.....	02
50325E	6778	" " " Lock Stud.....	10
8285	6775	" " " " " Hinge Pin.....	01
1538D	6779	Lubricating Cup Cover Lock Stud Thumb Nut.....	06
42785	6775	Lubricating Cup Cover Thread Stripper (rubber).....	03
1397L	6776	Lubricating Cup Cover Thread Stripper Regulating Screw Stud.....	06

NO.	PLATE	NAME	EACH
61637	6774	Lubricating Cup complete, Nos. 1538D, 8285, 9084, 50325E, 61635, 61636 and two each 1397L and 42785.....	\$ 2 10
134D	6776	Lubricating Cup Screw.....	05
61574	6761	Needle Bar.....	1 25
61575	6766	" " Connecting Link.....	1 25
50320c	6777	" " " " Hinge Screw	20
1509c	6779	" " " " " "	
		Nut.....	06
61576	6766	Needle Bar Connecting Stud with two 129E.....	2 00
129E	6776	Needle Bar Connecting Stud Clamping Screw.....	04
61577	6768	Needle Clamp with 149F and 8749.....	1 25
8749	6768	" " Gib.....	25
149F	6768	" " Set Screw.....	06
61578	6768	" Plate with 61580 and two 185H, for flat work.....	2 00
61579	6768	Needle Plate with 61580 and two 185H, for tire work.....	2 00
164F	6771	Needle Plate Screw.....	04
61580	6768	" " Thread Guard.....	50
185H	6768	" " " " Screw.....	02
61581	6774	Oscillating Rock Shaft with 448c.....	10 00
61582	—	Oscillating Rock Shaft complete, Nos. 61581 and 61583.....	11 25
61583	6774	Oscillating Rock Shaft Hinge Pin.....	1 25
435c	6776	" " " " " S e t Screw.....	04
61584	6770	Oscillating Shaft.....	1 50
61585	—	" " Crank.....	1 50
61586	6770	Oscillating Shaft Crank complete, Nos. 445c, 1508E, 61585 and 61589.....	2 80
61587	6775	Oscillating Shaft Crank Pin.....	03
445c	6776	" " " Set Screw.....	03
61588	6771	" " " Slide Block.....	75
61589	6771	Oscillating Shaft Crank Slide Block com- plete, Nos. 164D, 1156c, 19772 and 61588.....	1 20
164D	6771	Oscillating Shaft Crank Slide Block Cap Screw.....	04
19772	6771	Oscillating Shaft Crank Slide Block Cap Screw Washer.....	15
1156c	6771	Oscillating Shaft Crank Slide Block Screw Stud.....	25
1508E	6771	Oscillating Shaft Crank Slide Block Screw Stud Nut.....	06

NO.	PLATE	NAME	EACH
1235F	6776	Oscillating Shaft Oil Hole Screw	\$ 04
11910	6769	Shuttle Bobbin	25
61590	6769	" Cylinder	1 50
8961	6769	" " Hinge Pin	02
11853	6769	" " Latch	15
2027	6769	" " " Pin	01
19869	6769	" " " Spring	01
19978	6769	" Frame	1 75
773H	6769	" Tension Regulating Screw	05
19979	6769	" " Spring	40
61591	6769	Shuttle (cylinder) complete, Nos. 773H, 2027, 8961, 11853, 11910, 19869, 19978, 19979 and 61590	4 00
61592	6770	Shuttle Driver with 445c	3 00
61587	6775	" " Pin	03
445c	6776	" " Set Screw	03
61593	—	" Race Body	5 00
61594	6770	" " Ring	1 00
164D	6771	" " " Screw	04
61595	6770	Shuttle Race complete, Nos. 61593, 61594 and two 164d	6 00
130D	6776	Shuttle Race Screw	06
8786	6772	Tension Disc	15
61596	6780	" Drip Cup	25
61597	6780	" " " Arm	15
164D	6771	" " " " Screw	04
164D	6771	" " " " Screw	04
1535E	6772	" Regulating Thumb Nut	10
50321E	6772	" Screw Stud	25
1517E	6779	" " " Nut	04
9842	6775	" " " " Washer	02
8788	6772	" Spring	25
8787	6772	" " Washer	01
61598	6772	" Thread Guide	35
11424	6772	Thread Eyelet (front of arm)	03
11425	6772	" " (side of arm)	05
61599	6774	" Guiding Roller (wood)	25
61600	6774	" " " Pin	10
61601	6774	" " " " Bracket	15
61602	6774	" " " " " 61601 with 61600	25
164D	6771	Thread Guiding Roller Pin Bracket Screw	04
21506	6773	" " " " Collar with 457c	10
457c	6776	Thread Guiding Roller Pin Collar Set Screw	02
61603	6774	Thread Take-up Cam with two 432c	12 00

NO.	PLATE	NAME	EACH
8714	6775	Thread Take-up Cam Pin	\$ 15
432c	6776	" " " Set Screw	04
61604	6770	" " Lever with 1513E and 1865	4 00
819c	6778	Thread Take-up Lever Hinge Screw	30
1865	6778	" " " Roller and Screw Stud	45
1513E	6779	Thread Take-up Lever Roller and Screw Stud Nut	05
19690	6771	Thread Take-up Spring	05
11446	6771	" " " Hook (lower)	04
1549J	6771	" " " " Nut	03
61605	6771	" " " " (upper)	01
61606	6771	" " " Lever with 61605	1 00
194E	6771	" " " Stop Screw	02
61607	6771	" " " Regulator Plate	10
190D	6771	" " " " " Adjusting Screw	03

ACCESSORIES

NO.	PLATE	NAME	EACH
779E	6777	Machine Screw	\$ 10
36565	6783	Oiler (copper plated) with 36566	15
36566	6783	" Spout, 9 in. long	08
11831	6783	Screw Driver (large)	20
26026	6783	" " (small)	10
61638	6784	Threading Wire for 61637	10
4822	6783	Wrench for 1521, 1547 and 1549	05
8909	6783	" " 1513, 1517, 1608 and 50319	10
9347	6784	" (socket) for 346 and 363	10
21874	6783	" for 344 and 779	25
25086	6783	" " 1506 and 1606	10
43184	6783	" " 1508 and 1509	50

BOBBIN WINDER

(SWINGING AUTOMATIC, LEFT HAND)

NO.	PLATE	NAME	EACH
41894	6781	Base with 449c.....	\$ 50
894D	6776	" Screw.....	05
41895	6775	Bobbin Carrier Key.....	01
41896	6782	Frame.....	35
41441	6782	" Hinge Pin.....	10
449c	6776	" " Set Screw.....	02
4784	6775	" Oil Pad.....	01
41897	6782	" Spring.....	05
43176	6782	Pulley (leather).....	75
43177	6782	" Flange with two 448c.....	35
448c	6776	" " Set Screw.....	03
131D	6776	" Screw.....	04
43178	6782	" Washer.....	50
41898	6781	Spindle with 41895.....	25
41557	6781	Stop Latch.....	15
41446	6781	" " Hinge Pin.....	10
2269	6775	" " Pin.....	01
41899	6782	Tripping Arm with 176D.....	20
176D	6776	" " Clamping Screw.....	03
41900	6781	Bobbin Winder, Nos. 2269, 41441, 41446, 41557, 41894, 41896 to 41899, 43176 to 43178, two 4784 and three 131D.....	3 45
60218	6774	Bracket.....	75
523D	6777	" Screw.....	15
2102	6772	Tension Disc.....	05
1560c	6772	" Regulating Thumb Nut.....	04
637c	6772	" Screw Stud.....	08
2103	6772	" Spring.....	03
5769	6772	" Thread Eyelet.....	03
41452	6780	Thread Guard.....	40
60221	6780	" " Rod.....	30
1513E	6779	" " " Nut.....	05
330D	6776	" " Set Screw.....	02
41453	—	Thread Guard complete, Nos. 330D, 637c, 1560c, 2103, 5769, 41452 and two 2102.....	70
60222	—	Thread Guard Rod complete, Nos. 1513E, 41453 and 60221.....	1 05
60223	—	Bobbin Winder (swinging automatic, left hand) complete, Nos. 523D, 41900, 60218, 60222 and three 894D.....	5 55

NO.	PLATE	NAME	EACH
60224	6774	Drip Cup.....	\$ 25
60225	6761	" " Tray.....	20
60226	6780	" " Bracket.....	10
138E	6776	" " " Screw.....	05
2018	6775	" " " " Washer.....	01

COLUMN STAND

NO.	PLATE	NAME	EACH
61608	—	Column Stand.....	\$27 50
785E	6777	" " Screw.....	05

COUNTERSHAFT FOR SINGER ELECTRIC MOTOR

(MOTOR SPEED 1725 R. P. M.)

NO.	PLATE	NAME	EACH
79723	—	Base (wood) 1¼ in. thick, 10 in. wide and 24 in. long.....	\$ 1 00
785E	6777	Base Screw.....	05
27018	—	Floor Stand complete, Nos. 492E, 12620, 27015, 27022, 27026 and 27028.....	95
27015	6792	Floor Stand or Hanger Foot, 5 in., with six wood screws 1½ in. No. 16.....	25
27022	6792	Journal Box with 27029, 27030 and two 121E.....	35
27026	6792	Journal Box Bracket, 6 in. high, with 421E and 1507E.....	25
27028	6792	Journal Box Bracket Adjusting Slide.....	05
492E	6793	" " " Bolt with 1522E.....	06
1522E	6793	" " " " Nut.....	02
12620	6793	" " " " " Washer.....	02
27029	6793	" " Oil Feeder (felt).....	02
27030	—	" " " Reservoir.....	10
121E	6793	" " Screw.....	06
421E	6793	" " Set Screw.....	08
1507E	6793	" " " Nut.....	05
27190	6789	Pulley (sectional) 7 in. diam., 1½ in. face, 1⅜ in. bore, with two 597c.....	60
27186	6789	Pulley (sectional) 14 in. diam., 1½ in. face, 1⅜ in. bore, with two 597c.....	1 20

16 COUNTERSHAFT FOR SINGER ELECTRIC MOTOR

NO.	PLATE	NAME	EACH
597c	6793	Pulley Clamping Screw	\$ 08
27108	6792	Shaft Collar with 432c	15
432c	6776	" " Set Screw	04
—	—	1 ft. 9 inches of 1 3/8 in. shafting	—
41165	—	Countershaft complete, Nos. 27186, 27190, 79723, 1 ft. 9 inches of 1 3/8 in. shafting, two each 27018, 27108 and four 785E	5 65

DRIVING ATTACHMENT

NO.	PLATE	NAME	EACH
8984	6780	Brake Block (wood)	\$ 05
9d	6778	" " Screw	20
61609	6760	" Lever	1 50
61610	6774	" " Bracket with 563c	1 50
787E	6776	" " " Screw	15
61611	6780	" " Hinge Pin	15
563c	6776	" " " " Set Screw	04
61612	6760	Driving Pulley with 448c and 61613	3 50
61613	6775	" " Oil Tube (brass)	15
448c	6776	" " " Stop Screw	03
8985	6760	Friction Pulley with 8986	2 75
8986	6780	" " Centre Bearing	25
61614	6774	" " Stud with 61616	1 50
1739c	6779	" " " Nut	15
61615	6780	" " " Washer	05
61616	6780	" " " Washer	30
8987	6760	" Washer (paper)	10
401E	6776	" " Screw	02
61617	6760	Starting Lever	2 00
61639	6774	" " Bracket with 563c	1 50
787E	6776	" " " Screw	15
61611	6780	" " Hinge Pin	15
563c	6776	" " " " Set Screw	04
8992	6780	" " Spring	20
61618	6780	" " " Hook	10
61619	6760	Treadle	30
61620	6760	" Bracket	60
129E	6776	" " Screw	04
61621	6780	" Hinge Pin	10
61622	6784	" Pitman Rod (lower)	05
61622	6784	" " " (upper)	05
9079	6784	" " " Clamp with 354c	12
354c	6777	" " " " Screw	06

DRIVING ATTACHMENT 17

NO.	PLATE	NAME	EACH
61623	—	Treadle Pitman complete, two each Nos. 9079 and 61622	\$ 35
61624	6760	Treadle complete, Nos. 61619 to 61621	1 00
61625	—	Treadle and Pitman complete, Nos. 61623 and 61624	1 35
—	—	Six feet, 2 3/8 inches of 1 1/2 inch flat belting	—

TIRE STAND

(ADJUSTABLE)

NO.	PLATE	NAME	EACH
61642	6789	Base with three 435c	\$ 1 25
1113E	6791	" " Screw	05
9281	6791	" " Washer	01
61643	6789	Column	50
435c	6776	" Set Screw	04
61644	6790	Roller	25
61645	6789	" Bracket with two 446c	2 00
61646	6789	" " Rod	30
61647	6790	" " " Clamp	35
866D	6791	" " " " Hinge Screw	15
61648	6790	" " " " Lever with 362F	25
50329E	6791	Roller Bracket Rod Clamp Lever Screw Stud	10
362F	6791	Roller Bracket Rod Clamp Lever Screw Stud Set Screw	05
25446	6791	Roller Bracket Rod Clamp Lever Washer	02
61649	6789	Roller Bracket Rod Guide (lower) with three 430c	75
430c	6791	Roller Bracket Rod Guide (lower) Set Screw	04
61650	6789	Roller Bracket Rod Guide (upper) with three 430c	1 50
430c	6791	Roller Bracket Rod Guide (upper) Set Screw	04
446c	6776	Roller Bracket Rod Set Screw	03
25343	6791	" " " Stop Collar with two 453c	15
453c	6791	Roller Bracket Rod Stop Collar Set Screw	02
61651	6790	" " Spring	10
308c	6776	" Screw Centre	05

NO.	PLATE	NAME	EACH
1517E	6779	Roller Screw Centre Nut.....	\$ 04
61652	—	Tire Stand (adjustable) complete, Nos. 25446, 50329E, 61642, 61643, 61645, 61648 to 61650, two each 866D, 1113E, 9281, 25343, 61644, 61646, 61647, 61651 and four each 308C and 1517E.....	9 45

TRIMMINGS FOR COLUMN STAND

NO.	PLATE	NAME	EACH
79714	6760	Spool Base (wood) with two 79716.....	\$ 25
79715	6760	“ “ 79714 with 79717.....	35
371E	6777	“ “ Bolt with 1526E.....	02
1526E	6779	“ “ “ Nut.....	02
61629	6784	“ “ Stop with three wood screws ½ in. No. 6.....	15
79716	6760	Spool Pin (wood).....	02
79717	6760	Thread Guard (wood).....	10
61630	6784	“ “ Support with three wood screws ½ in. No. 6.....	25
61641	6760	Tire Table.....	1 50
1062E	6777	“ “ Screw.....	08

PLATE 6760—ONE-EIGHTH SIZE

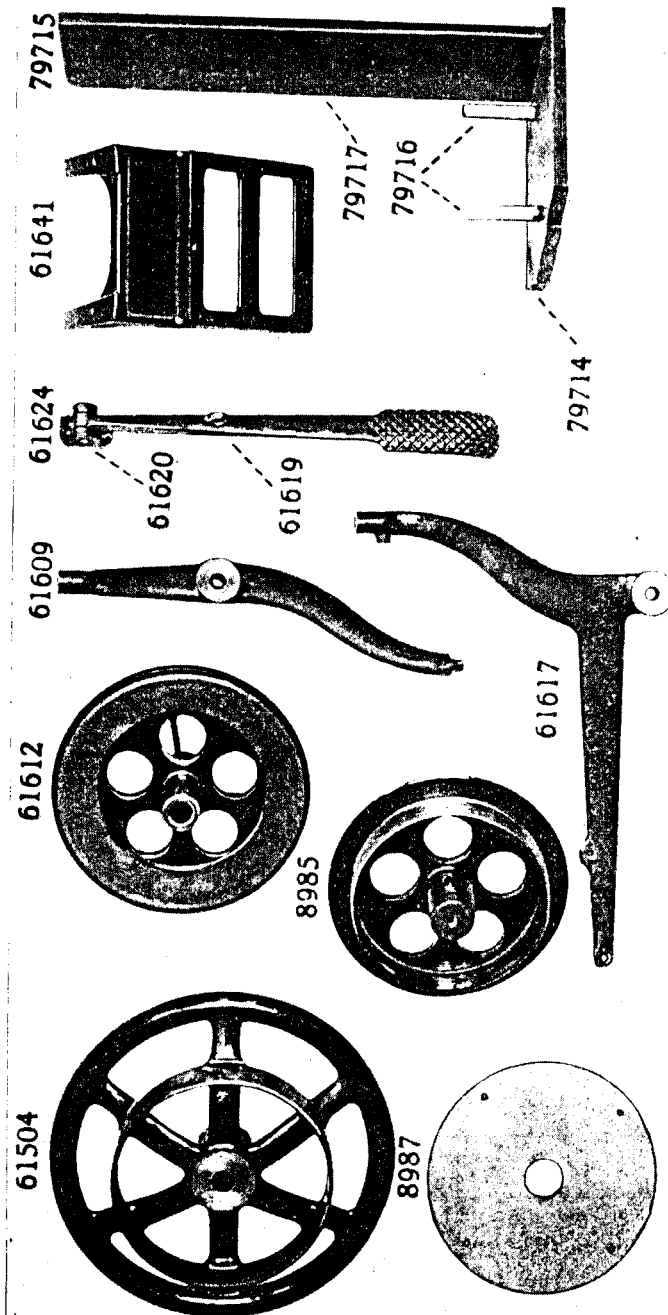



PLATE 6761—ONE-FOURTH SIZE



61513 61574 61551 61632 61565 61564



61510

61511

61509



60225






PLATE 6762—ONE-HALF SIZE

61503



61514

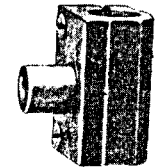



61512




61515


61523



61522

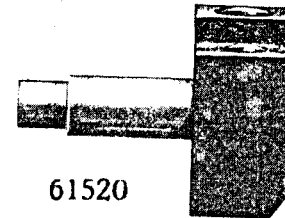
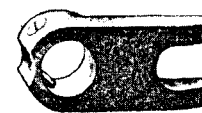


61516



61517

61521



61520



61519

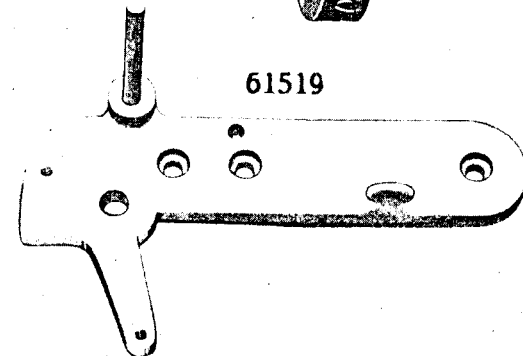


PLATE 6765—ONE-HALF SIZE




PLATE 6766—ONE-HALF SIZE

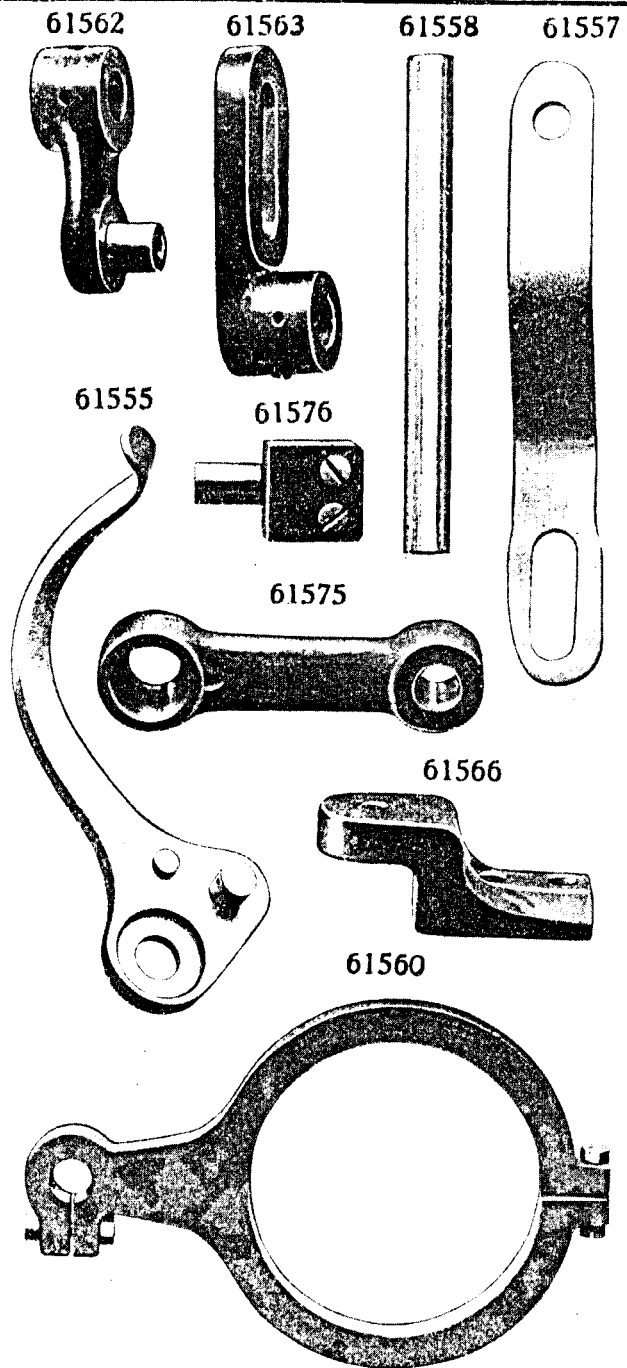


PLATE 6767—FULL SIZE

61567



61550

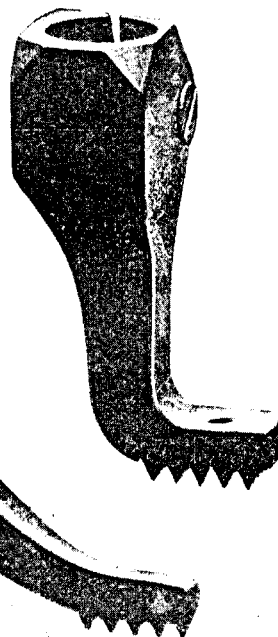




PLATE 6768—FULL SIZE

61578



61579



61580



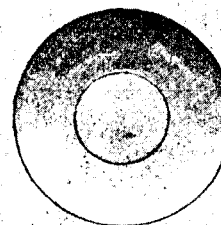
185



61577



8760



8973



8749



149



8765



8761

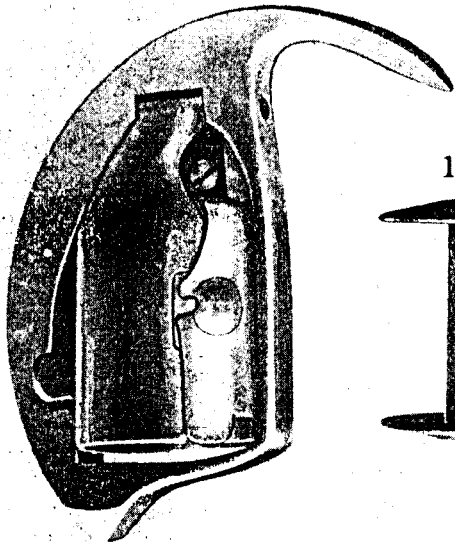


8763




PLATE 6769—FULL SIZE

61591



11910



11853

2027

8961

773

19979



19869

MM



19978



61590





PLATE 6770—ONE-HALF SIZE


61584



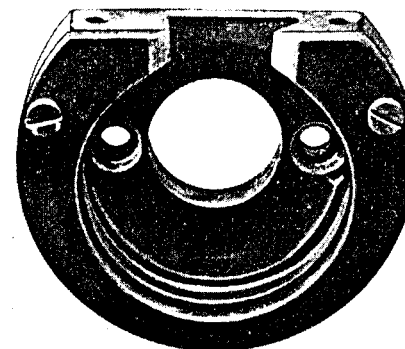
61586



61592



61595



61594



61604





PLATE 6771—FULL SIZE


61589



61588



1156



1308



164



19772



61605




19690



194




61606



11446



61607



190




1549




PLATE 6772—FULL SIZE

1535



8786



8787




50321



11424



8788




637



5769



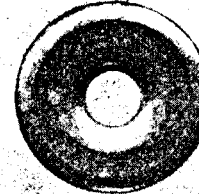
11425



61598



2102



1560



2103



PLATE 6773—FULL SIZE




PLATE 6774—ONE-FOURTH SIZE




PLATE 6775—FULL SIZE

61507



8714



9084



61587



8937



8582



14024



2269



29627



61613



3012



11661



61542



2049



8285




2018



14129




9842



4784



61525



2883



42785




41895



PLATE 6776—FULL SIZE

787



803



119



840



575




207




181



50040



131




141



130



138



134



176



1364



1149



1177



145



129



308



563



434



435



432



446



894



454



457



449



448



445



401



1235



330



335



1397



PLATE 6777—FULL SIZE

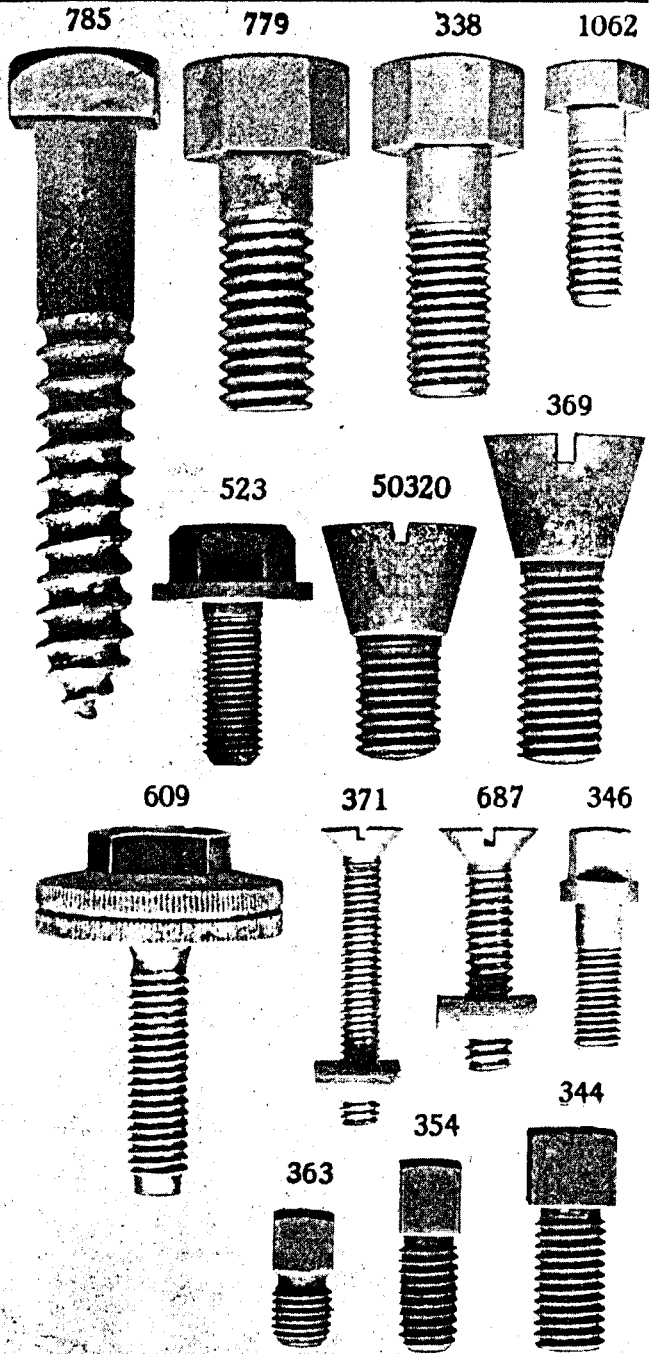


PLATE 6778—FULL SIZE

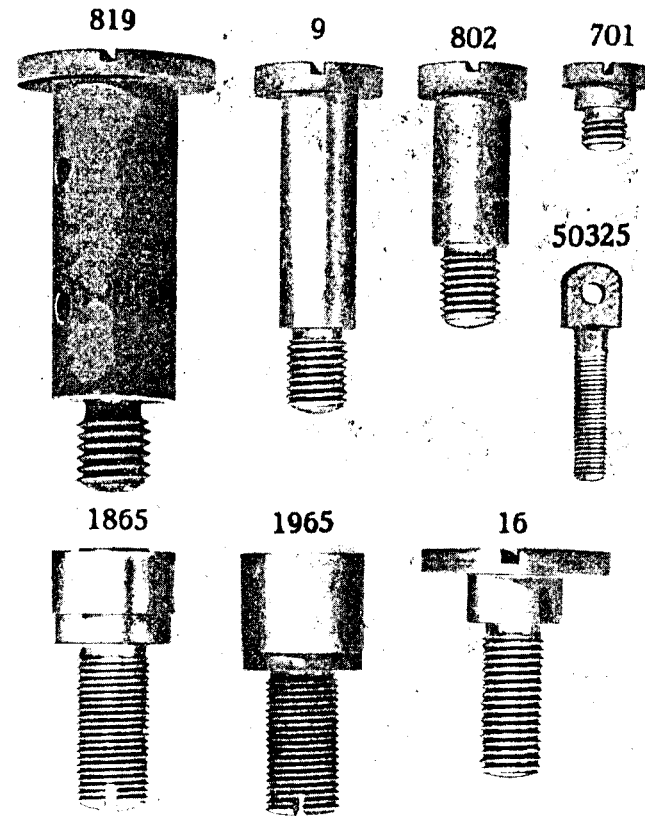


PLATE 6779—FULL SIZE




PLATE 6780—ONE-HALF SIZE

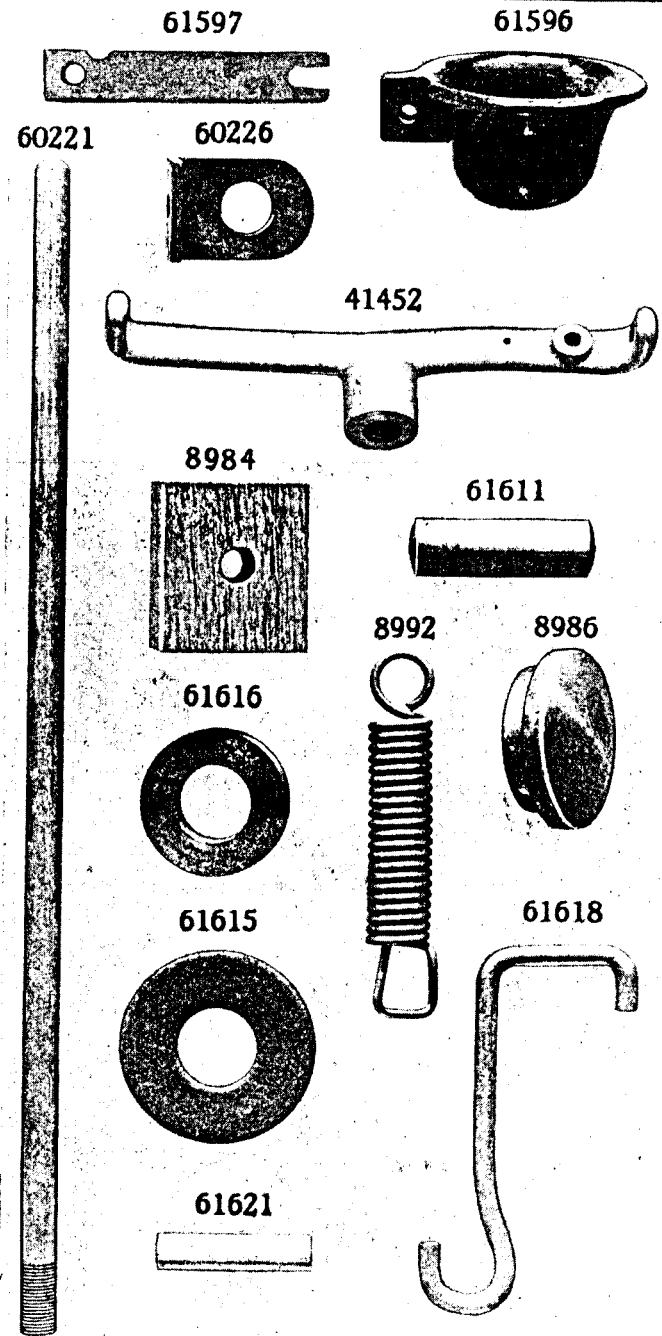

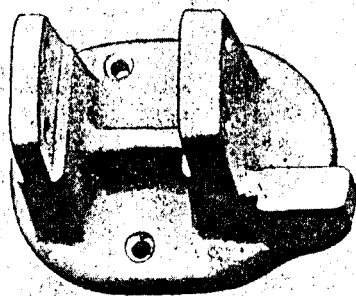


PLATE 6781—ONE-HALF SIZE

41900



41894



41557



41898




41446

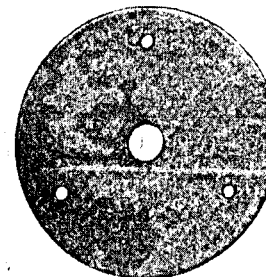


PLATE 6782—ONE-HALF SIZE

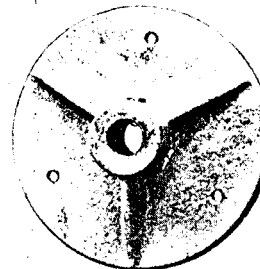
43176




43178



43177



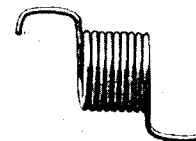
41896



41441



41897



41899



PLATE 6783—ONE-HALF SIZE




PLATE 6784—ONE-HALF SIZE

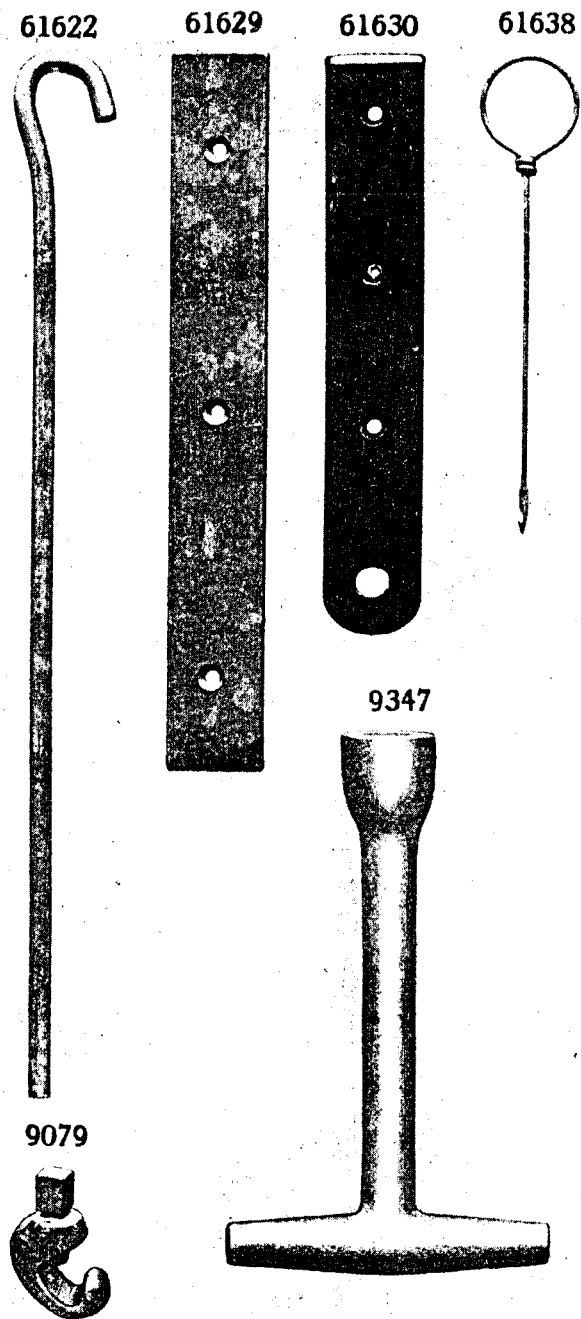



PLATE 6788—ONE-FOURTH SIZE

61653



61640


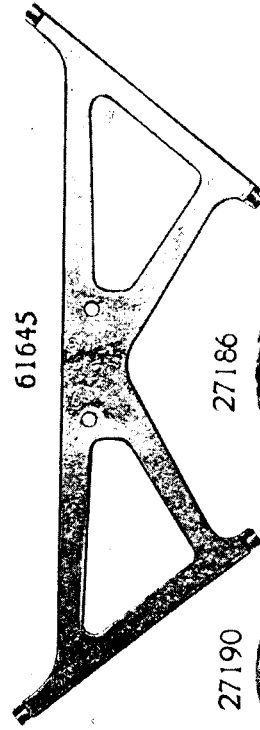
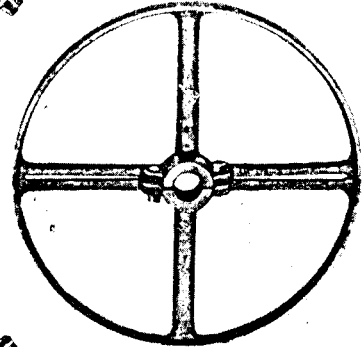


PLATE 6789—ONE-EIGHTH SIZE


61645



27186



27190



61646




61650



61649



61642



61643



PLATE 6790—ONE-HALF SIZE

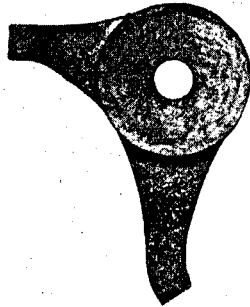
61644



61648



61647



61651



PLATE 6791—FULL SIZE


1113



50329



866



430




362




453



25446



9281



25343




PLATE 6792—ONE-FOURTH SIZE

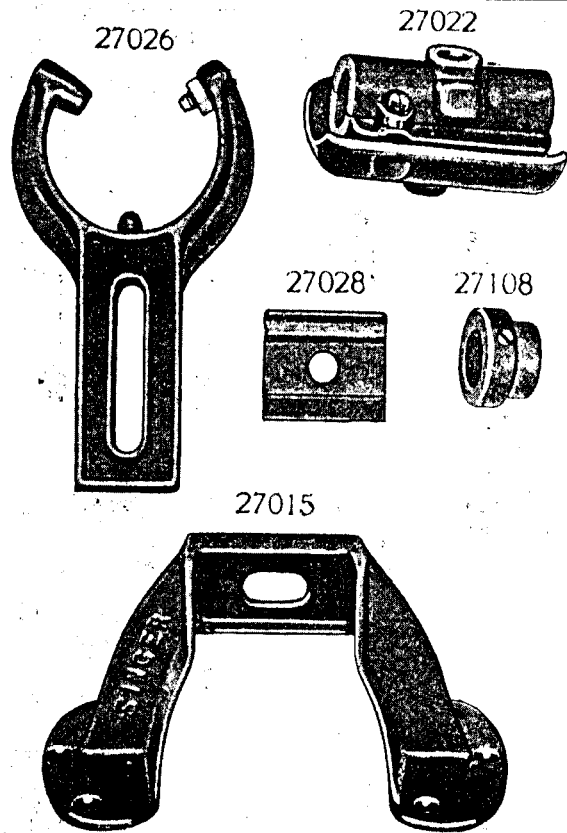


PLATE 6793—FULL SIZE

