

Singer 17-31

Form 19021
(936)
Printed in U. S. A.

LIST
OF
PARTS



MACHINE No. 17-31

THE SINGER MANUFACTURING COMPANY

INSTRUCTIONS FOR OILING

To ensure easy running and prevent unnecessary wear of the parts which are in movable contact, the machine requires oiling and when in continuous use, it should be oiled at least twice each day with Singer Manufacturing Sewing Machine Oil (Cloth and Leather).

Copyright, U. S. A., 1935 and 1936
by The Singer Manufacturing Co.
All Rights Reserved for all Countries

INDEX

| | Page |
|------------------------------|------|
| Accessories..... | 9 |
| Bobbin Winders..... | 9 |
| Foot Lifter Parts..... | 10 |
| Knee Lifter Parts..... | 11 |
| Machine Base..... | 9 |
| Machine No. 17-31..... | 5 |
| Numerical List of Parts..... | 13 |
| Thread Unwinder..... | 12 |
| Work Guiding Sleeve..... | 12 |

INSTRUCTIONS FOR ORDERING

In ordering from this list, use **ONLY** the part **NUMBER** in the **FIRST** column.

The number stamped on a Sewing Machine Part is in every case the number of the single part only.

Every combination of parts sent out as such has its specific number, which, although not stamped on the parts, must be used when ordering the combination.

Each number always indicates the **SAME PART** in whatever list it appears, or for whatever machine.

The letters after some of the numbers indicate the style of finish only, as follows:

- A-Hardened, Polished, Nickel Plated and Buffed
- B-Polished, Nickel Plated and Buffed
- C-Hardened Only
- D-Polished Only
- E-Soft, Not Polished
- F-Hardened and Polished
- F.J-Hardened, Polished and Nickel Plated
- G-Bright Rumbled-and Nickel Plated
- H-Blued
- J-Nickel Plated Only
- K-Hardened and Nickel Plated
- L-Brass Plated
- M-Oxidized
- N-Japanned, Dull
- P-Japanned, Bright
- R-Merlized
- T-Copper Plated
- T.A-Hardened, Polished, Copper and Nickel Plated and Buffed
- T.B-Copper and Nickel Plated and Polished
- T.J-Copper and Nickel Plated Only
- T.K-Hardened, Copper and Nickel Plated
- T.M-Copper Plated and Oxidized
- T.L-Copper and Brass Plated
- U-Zinc Plated
- V-Silver Plated
- W-Polished and Nickel Plated
- Y-Black Nickel Plated Only
- Z-Chromium Plated
- Z.B-Polished, Nickel Plated, Buffed and Chromium Plated
- Z.J-Nickel and Chromium Plated

These letters **MUST BE USED** when they appear in the list; and **AFTER** the number as in the list.


In this series:

- 1 to 1500, 50001 to 51500 and 140001 to 142000 are Screw Numbers
- 1501 to 1800 and 51501 to 51800 are Nut Numbers
- 1801 to 2000 and 51801 to 52000 are Roller Numbers
- 2001 to 50000 and 52001 to 140000 and 142001 to 190000 are Sewing Machine Parts, 190001 and upward are numbers of Electrical Parts.

The figures in the second column refer only to the plates, illustrating the parts, and are **NOT TO BE USED** in ordering.

Parts marked with an asterisk (*) are furnished only when repairs are made at factory.

LIST OF PARTS COMPLETE FOR



MACHINE No. 17-31

For Darning Table Linen, Towels, Knit Underwear, etc.
Cylinder 1 7/8 inches diameter. No feeding mechanism. Knee Lifter. Speed 1800 R. P. M.

| No. | Plate | Name |
|--------|-------|---|
| *85105 | ----- | Arm with 4448, 15404, 16717 and two 15405. |
| 4389 | 20907 | " Dowel Pin..... |
| 4448 | 20907 | " Oil Tube for oiling intermediate bearing..... |
| 123E | 20908 | Arm Screw..... |
| 85106 | 20922 | " Shaft..... |
| 85127 | ----- | " " 85106 with 65107 and 85112..... |
| 85107 | 20910 | " " Counterbalance with 1382C..... |
| 1382C | 20908 | " " " Position Screw.. |
| 3005 | 20910 | " " Bushing (back)..... |
| 448C | 20908 | " " " Set Screw..... |
| *16717 | 20910 | " " " (front)..... |
| 144D | 20908 | " " Screw..... |
| 4288 | 20919 | " Side Cover..... |
| 51224W | 20908 | " " " Thumb Screw..... |
| 12403 | 20907 | " Spool Pin and Thread Eyelet..... |
| 8879 | 20910 | " " " Washer (cloth)..... |

PARTS FOR MACHINE NO. 17-31

| No. | Plate | Name |
|--------|-------|--|
| 16267 | 20921 | Balance Wheel (disc) 2 3/4 in. pulley with two 448C..... |
| 16278 | 20921 | Balance Wheel (disc) 3 in. pulley, for clamp stop motion..... |
| 448C | 20908 | Balance Wheel Set Screw..... |
| 256J | 20910 | Clamp Stop Motion Clamp Screw..... |
| 248A | 20908 | " " " " Stop Screw..... |
| 2020 | 20908 | " " " " Washer..... |
| *3023 | ----- | " " " Flanged Bushing..... |
| 4933 | 20910 | " " " " 3023 with two 462C..... |
| 2022 | 20907 | Clamp Stop Motion Flanged Bushing Pin... |
| 462C | 20908 | " " " " Set Screw |
| 3022 | ----- | Clamp Stop Motion complete, Nos. 248A, 256J 2020 and 4933..... |
| 16718 | 20921 | Cloth Plate..... |
| 16719 | 20921 | " " Bracket with 345C..... |
| 345C | 20907 | " " " " Set Screw..... |
| 389F | 20908 | " " " " Screw..... |
| 16695 | 20919 | " " Slide..... |
| 3288 | 20919 | " " Spring..... |
| 725J | 20908 | " " " " Screw..... |
| 16720 | ----- | Cloth Plate complete, Nos. 3288, 16695, 16718 and two 725J..... |
| 16721 | ----- | Cloth Plate with Bracket complete, Nos. 16719, 16720 and two 389F..... |
| 4292 | 20909 | Crank Connecting Rod with two 145E..... |
| 145E | 20908 | " " " " Cap Screw..... |
| 375C | 20908 | " " " " Hinge Screw..... |
| 1518J | 20908 | " " " " " " Nut.... |
| *65108 | ----- | Cylinder, 1 7/8 in. diam..... |
| 16723 | 20921 | Face Plate..... |
| 16881 | ----- | " " 16723 with 2105..... |
| 16883 | ----- | Face Plate complete, Nos. 448C, 460C, 2107, 2127, 12296, 16881, 16882 and two 233J |
| 164J | 20908 | Face Plate Screw..... |
| 2107 | 20908 | " " Thread Guard (lower)..... |
| 233J | 20908 | " " " " " " Screw.... |
| 12296 | 20908 | " " " " " " (upper)..... |
| 460C | 20908 | " " " " " " Set Screw |
| 65109 | 20909 | Needle Bar (hollow)..... |
| *3045 | 20907 | " " Connecting Link..... |
| 65110 | ----- | " " " " 3045 with 65111..... |
| 377C | 20907 | Needle Bar Connecting Link Hinge Screw.. |
| 1518J | 20908 | " " " " " " Nut |
| 65111 | 20907 | " " " " Stud with 187E.... |
| 187E | 20907 | " " " " " Clamping Screw |
| 290E | 20907 | " " Screw Bushing..... |
| 18725 | 20907 | " " Thread Eyelet..... |
| 862J | 20907 | " " " " " " Screw..... |

PARTS FOR MACHINE NO. 17-31

| No. | Plate | Name |
|--------|-------|--|
| 1679C | 20907 | Needle Clamping Nut..... |
| 16726 | 20911 | " " Plate, large needle hole..... |
| 16727 | ----- | " " " " small needle hole..... |
| 1231D | 20911 | " " " " Screw..... |
| *6022 | 20909 | Oscillating Rock Shaft with 4784..... |
| 16806 | ----- | Oscillating Rock Shaft complete, Nos. 6022 and 65131..... |
| 65130 | 20919 | Oscillating Rock Shaft Hinge Pin..... |
| 65131 | ----- | " " " " " " 65130 with 1513J..... |
| 1513J | 20907 | Oscillating Rock Shaft Hinge Pin Nut.... |
| 4784 | 20907 | " " " " Oil Pad (felt)... |
| 6462 | 20909 | " " Shaft..... |
| *7225 | ----- | " " Crank with 219C and 1813..... |
| 7054 | 20911 | Oscillating Shaft Crank with 1813 and two 462C..... |
| 2049 | 20911 | Oscillating Shaft Crank Pin..... |
| 1813 | 20911 | " " " " Roller and Stud. |
| 219C | 20908 | " " " " " " Set Screw, for 7225..... |
| 462C | 20908 | Oscillating Shaft Crank Set Screw, for 7054..... |
| 8224 | 20909 | Presser Bar..... |
| 52016 | 20911 | " " " " Lifter..... |
| 689C | 20911 | " " " " " " Hinge Screw..... |
| 1520J | 20911 | " " " " " " Nut..... |
| 5612 | 20911 | " " " " Lifting Bracket with 453C... |
| 453C | 20911 | " " " " " " Set Screw... |
| 290E | 20907 | " " " " Screw Bushing..... |
| 3100 | 20912 | " " " " Spring..... |
| 2070 | 20911 | " " " " Washer..... |
| 6533 | 20911 | " " " " Stop Collar with 460C..... |
| 460C | 20908 | " " " " " " Set Screw..... |
| *65037 | ----- | " " Foot..... |
| 65038 | 20912 | " " " " Finger Guard..... |
| 65039 | 20912 | Presser Foot with Finger Guard complete, Nos. 65037 and 65038..... |
| 190J | 20911 | Presser Foot Screw..... |
| 262J | 20912 | Pressure Regulating Thumb Screw..... |
| 2996 | 20913 | Shuttle Bobbin..... |
| 15140 | 20913 | " " " " Case Latch..... |
| 2973 | 20913 | " " " " " " Lever..... |
| 2974 | 20913 | " " " " " " Fulcrum Pin..... |
| 2975 | 20913 | Shuttle Bobbin Case Latch Spring..... |
| 592E | 20913 | " " " " " " Stop Screw.... |
| 15141 | ----- | " " " " " " Hinge, Nos. 2973, 2974 and 15140..... |
| 39623 | 20913 | Shuttle Bobbin Case Position Finger.... |
| 2523 | 20913 | " " " " " " Rivet |

BOBBIN WINDER

| No. | Plate | Name |
|--------|-------|---|
| 150535 | 20917 | Spool Stand complete, Nos. 418E, 1562J, 2106 10141, 11241, 27306, 150534 and two each 2455 and wood screws 1 in. No. 10..... |
| 11241 | 20917 | Spool Washer (cloth)..... |
| 27312 | 20917 | Stop Latch..... |
| 35D | 20915 | " " Hinge Screw..... |
| 2455 | 20915 | Tension Disc..... |
| 1562J | 20915 | " Regulating Thumb Nut..... |
| 418E | 20915 | " Screw Stud..... |
| 10141 | 20915 | " Spring..... |
| 2106 | 20915 | " Thread Guide..... |
| 27647 | 20917 | Bobbin Winder, Nos. 35D, 1620J, 27302, 27303, 27312, 27538, 27540, 27541, 50358D and two wood screws 1 in. No. 7..... |
| 150538 | ----- | Bobbin Winder (swinging automatic, right hand) complete, Nos. 27647 and 150535 |

BOBBIN WINDER

(LOOSE WHEEL)

| No. | Plate | Name |
|--------|-------|--|
| 2466 | 20916 | Eccentric..... |
| 51224W | 20908 | " Thumb Screw..... |
| 5526 | 20919 | Frame..... |
| 2460 | 20916 | Friction Ring (rubber)..... |
| 2461 | 20916 | Pulley..... |
| 2852 | ----- | Spindle for Bobbin..... |
| 2848 | ----- | " Spool..... |
| 2853 | 20919 | " 2852 with 2846..... |
| 5533 | 20919 | Bobbin Winder complete, Nos. 2460, 2461, 2466, 2853, 5526 and 51224W..... |
| 1489J | 20916 | Bobbin Winder Screw..... |

FOOT LIFTER PARTS

| No. | Plate | Name |
|--|-------|--|
| 6439 | ----- | Chain, 36 in. to 45 in. with 56864 and 56865..... |
| Note: When ordering 6439, state length required. | | |
| 4879 | 20918 | Chain Connecting Link, for 4885..... |
| 56864 | 20918 | " Hook (large)..... |
| 56865 | 20918 | " (small)..... |
| 7170 | 20922 | Lifting Lever..... |
| 802D | 20916 | " " Hinge Screw..... |

FOOT LIFTER PARTS

| No. | Plate | Name |
|-------|-------|--|
| 16659 | 20909 | Lifting Lever Spring..... |
| 5612 | 20911 | Presser Bar Lifting Bracket with 453C... |
| 453C | 20911 | " " " " Set Screw... |
| 4881 | 20921 | Treadle..... |
| 4882 | 20918 | " Shaft..... |
| 4883 | 20918 | " Spring..... |
| 4884 | 20921 | " Stand..... |
| 4885 | 20921 | Treadle complete, Nos. 4879, 4881 to 4884 and two wood screws 1 in. No. 16... |
| 6346 | ----- | Foot Lifter complete, Nos. 802D, 4885, 5612, 6439, 7170 and 16659..... |

KNEE LIFTER PARTS

| No. | Plate | Name |
|-------|-------|---|
| 7170 | 20922 | Lifting Lever..... |
| 802D | 20916 | " " Hinge Screw..... |
| 16659 | 20909 | " " Spring..... |
| 6333 | 20922 | Pitman..... |
| 5612 | 20911 | Presser Bar Lifting Bracket with 453C... |
| 453C | 20911 | " " " " Set Screw... |
| 2763 | 20922 | Rock Shaft..... |
| 6334 | 20922 | " " Hanger with two wood screws 1 in. No. 10..... |
| 16646 | 20922 | Rock Shaft Knee Arm..... |
| 16647 | ----- | Rock Shaft Knee Arm complete, Nos. 2766, 2767 and 16646..... |
| 2766 | 20922 | Rock Shaft Knee Arm Hub with 356C..... |
| 356C | 20916 | " " " " Set Screw..... |
| 2767 | 20922 | " " " Plate with 356C..... |
| 356C | 20916 | " " " " Set Screw..... |
| 6337 | 20922 | " " Lifting Bracket with two 356C |
| 6338 | 20922 | " " " " Hook..... |
| 356C | 20916 | " " " " Set Screw..... |
| 356C | 20916 | " " " " Set Screw.... |
| 2770 | 20922 | " " Stop Dog with 356C..... |
| 356C | 20916 | " " " " Set Screw..... |
| 6339 | 20922 | Rock Shaft complete, Nos. 2763, 2770, 6337, 6338, 16647 and two 6334..... |
| 6332 | ----- | Knee Lifter complete (power table or stand) Nos. 802D, 5612, 6333, 6339, 7170 and 16659 |

THREAD UNWINDER

FOR ONE LARGE SPOOL OR ONE LARGE CONE OF THREAD

| No. | Plate | Name |
|---------|-------|--|
| 225259 | 8405 | Spool Rest with 201018C..... |
| 150203 | 8405 | " " Cushion (felt)..... |
| 225388 | 8405 | " " Rod..... |
| 200383C | 20916 | " " Set Screw..... |
| 201018C | 20916 | " " Set Screw..... |
| 202490 | 8405 | " Stand with 200383C..... |
| 225391 | 8405 | Thread Guide..... |
| 201896J | 20916 | " " Lock Nut..... |
| 225324 | 20916 | " " Position Cup..... |
| 225324 | 8405 | " Rod with 208E and 225322... |
| 208E | 20916 | " " Screw..... |
| 225322 | 20916 | " " Washer..... |
| 225260 | 8405 | Thread Unwinder complete, Nos. 150203, 201896J, 202490, 225259, 225324, 225328 225388, 225391 and three wood screws 7/8 in. No. 12..... |
| 27739 | 8405 | Thread Cone (wood) for large cones..... |
| 225390 | 8405 | " Holder for inverted cones... |

Note: Nos. 27739 and 225390 are used with, but not included in 225260.

WORK GUIDING SLEEVE

| No. | Plate | Name |
|--------|-------|--------------------------------------|
| 121186 | 20921 | Work Guiding Sleeve with 50379C..... |
| 50379C | 20907 | " " " Stop Screw..... |

Genuine Singer Needles should be used
in Singer Machines.
These Needles and their Containers
are marked with the
Company's Trade Mark "SIMANCO." 1

Needles in Containers marked
"For Singer Machines"
are not Singer made needles. 2

NUMERICAL LIST OF PARTS

| No. | Plate | Name |
|------|-------|---|
| 35D | 20915 | Bobbin Winder Stop Latch Hinge Screw, for 27847..... |
| 123E | 20908 | Arm Screw..... |
| 144D | 20908 | " Shaft Screw..... |
| 145E | 20908 | Crank Connecting Rod Cap Screw, for 4292. |
| 164J | 20908 | Face Plate Screw..... |
| 187E | 20907 | Needle Bar Connecting Stud Clamping Screw, for 65111..... |
| 190J | 20911 | Presser Foot Screw..... |
| 208E | 20918 | Thread Unwinder Thread Guide Rod Screw, for 225324..... |
| 219C | 20908 | Oscillating Shaft Crank Set Screw, for 7225..... |
| 223J | 20908 | Face Plate Thread Guard (lower) Screw, for 16883..... |
| 223J | 20908 | Thread Take-up Spring Regulator Plate Adjusting Screw..... |
| 248A | 20908 | Clamp Stop Motion Clamp Stop Screw, for 3022..... |
| 256J | 20910 | Clamp Stop Motion Clamp Screw, for 3022. |
| 282J | 20912 | Pressure Regulating Thumb Screw..... |
| 290E | 20907 | Needle Bar Screw Bushing..... |
| 290E | 20907 | Presser Bar Screw Bushing..... |
| 345C | 20907 | Cloth Plate Bracket Set Screw, for 16719 |
| 356C | 20918 | Rock Shaft Knee Arm Hub Set Screw, for 2766..... |
| 356C | 20918 | Rock Shaft Knee Plate Set Screw, for 2767 |
| 356C | 20918 | " " Lifting Bracket Hook Set Screw, for 6337..... |
| 356C | 20918 | Rock Shaft Lifting Bracket Set Screw, for 6337..... |
| 356C | 20918 | Rock Shaft Stop Dog Set Screw, for 2770. |
| 375C | 20908 | Crank Connecting Rod Hinge Screw..... |
| 377C | 20907 | Needle Bar Connecting Link Hinge Screw.. |
| 389F | 20908 | Cloth Plate Bracket Screw, for 16721.... |
| 418E | 20915 | Bobbin Winder Tension Screw Stud, for 150535..... |
| 448C | 20907 | Thread Take-up Cam Set Screw, for 65113. |
| 448C | 20908 | Arm Shaft Bushing (back) Set Screw..... |
| 448C | 20908 | Balance Wheel Set Screw, for 16267..... |
| 448C | 20908 | Tension Screw Stud Set Screw, for 16883. |
| 453C | 20911 | Presser Bar Lifting Bracket Set Screw, for 5612..... |
| 460C | 20908 | Presser Bar Stop Collar Set Screw, for 6533..... |
| 460C | 20908 | Face Plate Thread Guard (upper) Set Screw, for 16883..... |
| 462C | 20908 | Clamp Stop Motion Flanged Bushing Set Screw, for 4933..... |

NUMERICAL LIST OF PARTS

| No. | Plate | Name |
|-------|-------|---|
| 462C | 20908 | Oscillating Shaft Crank Set Screw, for 7054..... |
| 591F | 20913 | Shuttle Tension Regulating Screw, for 40112..... |
| 592E | 20913 | Shuttle Bobbin Case Latch Stop Screw, for 40112..... |
| 600C | 20912 | Tension Screw Stud, for 16202..... |
| 662J | 20907 | Needle Bar Thread Eyelet Screw..... |
| 689C | 20911 | Presser Bar Lifter Hinge Screw..... |
| 725J | 20908 | Cloth Plate Slide Spring Screw, for 16720 |
| 802D | 20916 | Lifting Lever Hinge Screw, for 6332 and 6346..... |
| 979D | 20914 | Shuttle Race Cover Hinge Screw..... |
| 1088C | 20915 | Thread Take-up Lever Hinge Screw, for 65034..... |
| 1231D | 20911 | Needle Plate Screw..... |
| 1362C | 20908 | Arm Shaft Counterbalance Position Screw, for 65107..... |
| 1489J | 20916 | Bobbin Winder Screw, for 5533..... |
| 1513J | 20907 | Oscillating Rock Shaft Hinge Pin Nut, for 65131..... |
| 1518J | 20908 | Crank Connecting Rod Hinge Screw Nut.... |
| 1518J | 20908 | Needle Bar Connecting Link Hinge Screw Nut..... |
| 1520J | 20911 | Presser Bar Lifter Hinge Screw Nut..... |
| 1560C | 20912 | Tension Regulating Thumb Nut, for 16202. |
| 1582J | 20915 | Bobbin Winder Tension Regulating Thumb Nut, for 150535..... |
| 1620J | 20915 | Bobbin Winder Frame Hinge Screw Nut, for 27647..... |
| 1678C | 20907 | Needle Clamping Nut..... |
| 1813 | 20911 | Oscillating Shaft Crank Roller and Stud, for 7054 and 7225..... |
| 1819 | 20915 | Thread Take-up Lever Roller and Stud, for 16740..... |
| 2020 | 20908 | Clamp Stop Motion Clamp Washer, for 3022. |
| 2022 | 20907 | " " Flanged Bushing Pin... |
| 2049 | 20911 | Oscillating Shaft Crank Pin..... |
| 2049 | 20911 | Shuttle Driver Pin..... |
| 2070 | 20911 | Presser Bar Spring Washer..... |
| 2102 | 20912 | Tension Disc, for 16882..... |
| 2105 | 20912 | " Thread Guard, for 16881..... |
| 2106 | 20915 | Bobbin Winder Tension Thread Guide, for 150535..... |
| 2107 | 20908 | Face Plate Thread Guard (lower) for 16883..... |
| 2127 | 20915 | Thread Take-up Spring Regulator Plate, for 16883..... |
| 2455 | 20915 | Bobbin Winder Tension Disc, for 150535.. |
| 2460 | 20916 | " " Friction Ring (rubber) for 5533..... |
| 2461 | 20916 | Bobbin Winder Pulley, for 5533..... |

NUMERICAL LIST OF PARTS

| No. | Plate | Name |
|-------|-------|--|
| 2466 | 20916 | Bobbin Winder Eccentric, for 5533..... |
| 2523 | 20913 | Shuttle Bobbin Case Position Finger Rivet, for 40112..... |
| 2763 | 20922 | Rock Shaft, for 6339..... |
| 2766 | 20922 | " " Knee Arm Hub with 356C, for 16647..... |
| 2767 | 20922 | Rock Shaft Knee Plate with 356C, for 16647..... |
| 2770 | 20922 | Rock Shaft Stop Dog with 356C, for 6339. |
| 2846 | ----- | Bobbin Winder Spindle, for spool, for 2853 |
| 2852 | ----- | " " " " bobbin, for 2853..... |
| 2853 | 20919 | Bobbin Winder Spindle 2852 with 2846, for 5533..... |
| 2973 | 20913 | Shuttle Bobbin Case Latch Lever, for 15141..... |
| 2974 | 20913 | Shuttle Bobbin Case Latch Lever Fulcrum Pin, for 15141..... |
| 2975 | 20913 | Shuttle Bobbin Case Latch Spring, for 40112..... |
| 2996 | 20913 | Shuttle Bobbin, for 16735..... |
| 3005 | 20910 | Arm Shaft Bushing (back)..... |
| 3012 | 20907 | Thread Take-up Cam Pin..... |
| 3022 | ----- | Clamp Stop Motion complete, Nos. 248A, 256J 2020 and 4933..... |
| *3023 | ----- | Clamp Stop Motion Flanged Bushing, for 4933..... |
| *3045 | 20907 | Needle Bar Connecting Link, for 65110... |
| 3100 | 20912 | Presser Bar Spring..... |
| 3286 | 20919 | Cloth Plate Slide Spring, for 16720..... |
| 4288 | 20919 | Arm Side Cover..... |
| 4292 | 20909 | Crank Connecting Rod with two 145E..... |
| 4347 | 20920 | Wrench for 1513 and 1518 (Accessories).. |
| 4389 | 20907 | Arm Dowel Pin..... |
| 4448 | 20907 | " Oil Tube for oiling intermediate bearing, for 65105..... |
| 4784 | 20907 | Oscillating Rock Shaft Oil Pad (felt) for 6022..... |
| 4879 | 20918 | Chain Connecting Link, for 4885..... |
| 4881 | 20921 | Treadle, for 4885..... |
| 4882 | 20918 | " Shaft, for 4885..... |
| 4883 | 20918 | " Spring, for 4885..... |
| 4884 | 20921 | " Stand, for 4885..... |
| 4885 | 20921 | Treadle complete for 6346, Nos. 4879, 4881 to 4884 and two wood screws 1 in. No. 16..... |
| 4933 | 20910 | Clamp Stop Motion Flanged Bushing 3023 with two 462C, for 3022..... |
| 5526 | 20919 | Bobbin Winder Frame, for 5533..... |
| 5533 | 20919 | Bobbin Winder complete, Nos. 2460, 2461, 2466, 2853, 5526 and 51224W..... |

NUMERICAL LIST OF PARTS

| No. | Plate | Name |
|--------|-------|---|
| 5812 | 20911 | Presser Bar Lifting Bracket with 453C, for 6332 and 6346..... |
| *6022 | 20909 | Oscillating Rock Shaft with 4784, for 16806..... |
| 6053 | 20921 | Drip Pan..... |
| 6055 | 20915 | Machine Bolt Nut Washer, for 7189..... |
| 6332 | ----- | Knife Lifter complete (power table or stand) Nos. 802D, 5612, 6333, 6339, 7170 and 16659..... |
| 6333 | 20922 | Pitman, for 6332..... |
| 6334 | 20922 | Rock Shaft Hanger with two wood screws 1 in. No. 10, for 6339..... |
| 6337 | 20922 | Rock Shaft Lifting Bracket with two 356C for 6339..... |
| 6338 | 20922 | Rock Shaft Lifting Bracket Hook, for 6339 |
| 6339 | 20922 | Rock Shaft complete for 6332, Nos. 2763, 2770, 6337, 6338, 16647 and two 6334.. |
| 6346 | ----- | Foot Lifter complete, Nos. 802D, 4885, 5612, 6439, 7170 and 16659..... |
| 6439 | ----- | Chain, 36 in. to 45 in., with 56864 and 56865, for 6346..... |
| 6462 | 20909 | Oscillating Shaft..... |
| 6533 | 20911 | Presser Bar Stop Collar with 460C..... |
| 7054 | 20911 | Oscillating Shaft Crank with 1813 and two 462C..... |
| 7189 | 20922 | Machine Base with four each 8055, 51070E and wood screws 1 in. No. 12..... |
| 7170 | 20922 | Lifting Lever, for 6332 and 6346..... |
| *7225 | ----- | Oscillating Shaft Crank with 219C and 1813..... |
| 8224 | 20909 | Presser Bar..... |
| 8879 | 20910 | Arm Spool Pin Washer (cloth)..... |
| 8908 | 20920 | Wrench for 1520 (Accessories)..... |
| 10141 | 20915 | Bobbin Winder Tension Spring, for 150535. |
| 10148 | 20912 | Tension Spring, for 16882..... |
| 11241 | 20917 | Bobbin Winder Spool Washer (cloth) for 150535..... |
| 12296 | 20908 | Face Plate Thread Guard (upper) for 16883..... |
| 12403 | 20907 | Arm Spool Pin and Thread Eyelet..... |
| 15072 | 20915 | Bobbin Winder Bobbin Position Pin, for 27538..... |
| 15140 | 20913 | Shuttle Bobbin Case Latch, for 15141.... |
| 15141 | ----- | " " Hinge, Nos. 2973, 2974 and 15140, for 40112..... |
| 15278 | 20913 | Shuttle Tension Spring, for 40112..... |
| *15404 | ----- | Trade Mark, for 65105..... |
| 15405 | ----- | " " Rivet, for 65105..... |
| 16202 | ----- | Tension Screw Stud 600C with 1560C, for 16882..... |
| 16267 | 20921 | Balance Wheel (disc) 2 3/4 in. pulley with two 448C..... |

NUMERICAL LIST OF PARTS

| No. | Plate | Name |
|--------|-------|--|
| 16278 | 20921 | Balance Wheel (disc) 3 in. pulley, for clamp stop motion..... |
| 16614 | 20913 | Shuttle Body, for 16735..... |
| 16646 | 20922 | Rock Shaft Knee Arm, for 16647..... |
| 16647 | ----- | Rock Shaft Knee Arm complete for 6339, Nos. 2766, 2767 and 16646..... |
| 16659 | 20909 | Lifting Lever Spring, for 6332 and 6346. |
| 16695 | 20919 | Cloth Plate Slide, for 16720..... |
| *16717 | 20910 | Arm Shaft Bushing (front) for 65105.... |
| 16718 | 20921 | Cloth Plate, for 16720..... |
| 16719 | 20921 | " " Bracket with 345C, for 16721. |
| 16720 | ----- | Cloth Plate complete, Nos. 3286, 16695, 16718 and two 725J, for 16721..... |
| 16721 | ----- | Cloth Plate with Bracket complete, Nos. 16719, 16720 and two 389F..... |
| 16723 | 20921 | Face Plate, for 16881..... |
| 16725 | 20907 | Needle Bar Thread Eyelet..... |
| 16726 | 20911 | " " Plate, large needle hole..... |
| 16727 | ----- | " " small needle hole..... |
| 16735 | 20913 | Shuttle, 1 1/2 in. diam., Nos. 2996, 16614 and 40112..... |
| 16736 | 20914 | Shuttle Driver..... |
| 16738 | 20914 | " Race Cover..... |
| *16740 | 20912 | Thread Take-up Lever with 1819, for 65034 |
| 16766 | 20915 | " " Spring, for 16882..... |
| 16806 | ----- | Oscillating Rock Shaft complete, Nos. 6022 and 65131..... |
| 16838 | 20914 | Shuttle Race..... |
| 16881 | ----- | Face Plate 16723, with 2105, for 16883.... |
| 16882 | ----- | Tension complete, Nos. 10148, 16202, 16766 and two 2102, for 16883..... |
| 16883 | ----- | Face Plate complete, Nos. 448C, 460C, 2107, 2127, 12296, 16881, 16882 and two 233J |
| 19079 | 20920 | Wrench for 1678 (Accessories)..... |
| 26026 | 20920 | Screw Driver (machine) Accessories..... |
| 26485 | 20920 | " " (shuttle tension) Accessories..... |
| 27302 | 20917 | Bobbin Winder Frame, for 27647..... |
| 27303 | 20915 | " " Spring, for 27647.... |
| 27306 | 20917 | " " Spool Pin, for 150535..... |
| 27312 | 20917 | " " Stop Latch, for 27647..... |
| 27538 | 20917 | Bobbin Winder Spindle 27849 with 15072, 27850 and 41828, for 27647..... |
| 27540 | 20917 | Bobbin Winder Base, for 27647..... |
| 27541 | 20917 | " " Pulley, for 27647..... |
| 27647 | 20917 | " " Nos. 35D, 1620J, 27302, 27303, 27312, 27538, 27540, 27541, 50356D and two wood screws 1 in. No. 7, for 150536..... |
| 27739 | 8405 | Thread Unwinder Thread Cone (wood) for large cones..... |
| *27849 | ----- | Bobbin Winder Spindle, for 27538..... |

NUMERICAL LIST OF PARTS

| No. | Plate | Name |
|--------|-------|---|
| *27850 | ----- | Bobbin Winder Spindle Collar, for 27538. |
| 39623 | 20913 | Shuttle Bobbin Case Position Finger, for 40112..... |
| 40112 | 20913 | Shuttle Bobbin Case complete, Nos. 591F, 592E, 2523, 2975, 15141, 15278 and 39623, for 18735..... |
| 41828 | 20915 | Bobbin Winder Spindle Collar Pin, for 27538..... |
| 50258J | 20914 | Shuttle Race Screw..... |
| 50356D | 20915 | Bobbin Winder Frame Hinge Screw, for 27647..... |
| 50379C | 20907 | Work Guiding Sleeve Stop Screw, for 121186..... |
| 51070E | 20915 | Machine Bolt with 51581E, to secure machine to base, for 7189..... |
| 51072E | 20915 | Machine Bolt with 51581E, to secure machine to table (Accessories)..... |
| 51224W | 20908 | Arm Side Cover Thumb Screw..... |
| 51224W | 20908 | Bobbin Winder Eccentric Thumb Screw, for 5533..... |
| 51581E | 20915 | Machine Bolt Nut, for 51070E and 51072E. |
| 52016 | 20911 | Presser Bar Lifter..... |
| 56864 | 20918 | Chain Hook (large) for 6439..... |
| 56865 | 20918 | " " (small) for 6439..... |
| 65034 | ----- | Thread Take-up Lever 18740 with 1088C... |
| *65037 | ----- | Presser Foot, for 65039..... |
| 65038 | 20912 | " " Finger Guard, for 65039..... |
| 65039 | 20912 | Presser Foot with Finger Guard complete, Nos. 65037 and 65038..... |
| *65105 | ----- | Arm with 4448, 15404, 18717 and two 15405. |
| 65106 | 20922 | " Shaft, for 65127..... |
| 65107 | 20910 | " " Counterbalance with 1362C, for 65127..... |
| *65108 | ----- | Cylinder, 1 7/8 in. diam..... |
| 65109 | 20909 | Needle Bar (hollow)..... |
| 65110 | ----- | " " Connecting Link 3045, with 65111..... |
| 65111 | 20907 | Needle Bar Connecting Stud with 187E, for 65110..... |
| *65112 | ----- | Thread Take-up Cam, for 65113 and 65127 |
| 65113 | 20919 | " " 65112 with 446C..... |
| 65127 | ----- | Arm Shaft 65106 with 65107 and 65112.... |
| 65130 | 20919 | Oscillating Rock Shaft Hinge Pin, for 65131..... |
| 65131 | ----- | Oscillating Rock Shaft Hinge Pin 65130 with 1513J, for 18806..... |
| 120342 | 20920 | Oiler (copper plated) with 120343 (Accessories)..... |
| 120343 | 20920 | Oiler Spout, 3 1/2 in. long, for 120342 (Accessories)..... |
| 121186 | 20921 | Work Guiding Sleeve with 50379C..... |

NUMERICAL LIST OF PARTS

| No. | Plate | Name |
|---------|-------|---|
| 150203 | 8405 | Thread Unwinder Spool Rest Cushion (felt) for 225260..... |
| 150534 | 20917 | Bobbin Winder Spool Stand, for 150535.... |
| 150535 | 20917 | Bobbin Winder Spool Stand complete, Nos. 418E, 1562J, 2108, 10141, 11241, 27308, 150534 and two each 2455 and wood screws 1 in. No. 10, for 150536..... |
| 150536 | ----- | Bobbin Winder (swinging automatic, right hand) complete, Nos. 27647 and 150535 |
| 200383C | 20918 | Thread Unwinder Spool Rest Rod Set Screw, for 202490..... |
| 201018C | 20918 | Thread Unwinder Spool Rest Set Screw, for 225259..... |
| 201896J | 20918 | Thread Unwinder Thread Guide Lock Nut, for 225260..... |
| 202490 | 8405 | Thread Unwinder Spool Stand with 200383C, for 225260..... |
| 225259 | 8405 | Thread Unwinder Spool Rest with 201018C, for 225260..... |
| 225260 | 8405 | Thread Unwinder complete, Nos. 150203, 201896J, 202490, 225259, 225324, 225326, 225388, 225391 and three wood screws 7/8 in. No. 12..... |
| 225322 | 20918 | Thread Unwinder Thread Guide Rod Washer, for 225324..... |
| 225324 | 8405 | Thread Unwinder Thread Guide Rod with 208E and 225322, for 225260..... |
| 225326 | 20918 | Thread Unwinder Thread Guide Position Cup for 225260..... |
| 225388 | 8405 | Thread Unwinder Spool Rest Rod, for 225260 |
| 225390 | 8405 | " " Thread Cone Holder, for inverted cones..... |
| 225391 | 8405 | Thread Unwinder Thread Guide, for 225260. |

Genuine Singer Needles should be used in Singer Machines. These Needles and their Containers are marked with the Company's Trade Mark "SIMANCO." 1

Needles in Containers marked "For Singer Machines" are not Singer made needles. 2

PLATE 8405 -- ONE-FOURTH SIZE

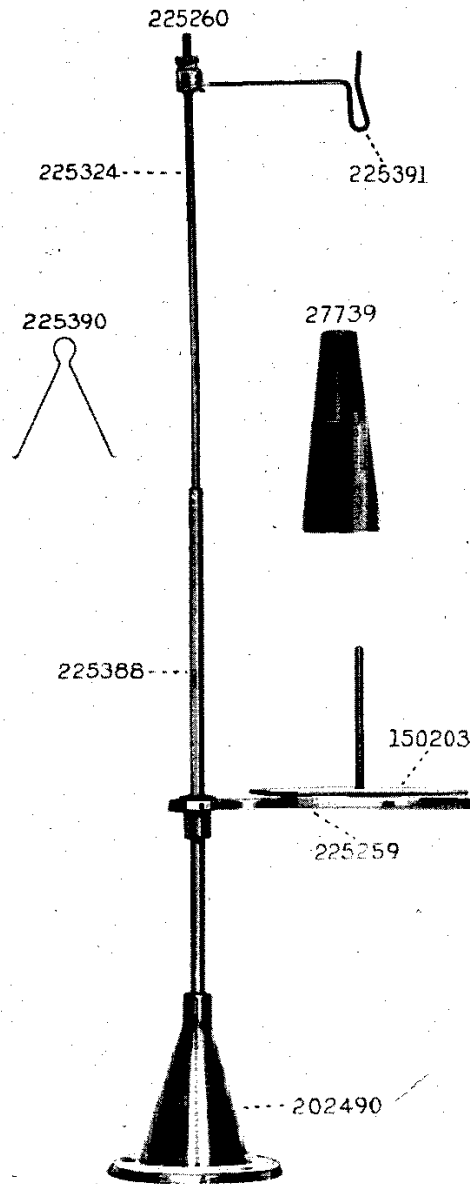


PLATE 20907 - FULL SIZE

14448 12403 3012 2022 4389

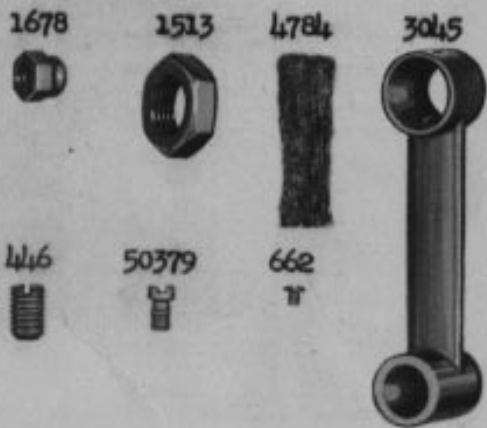
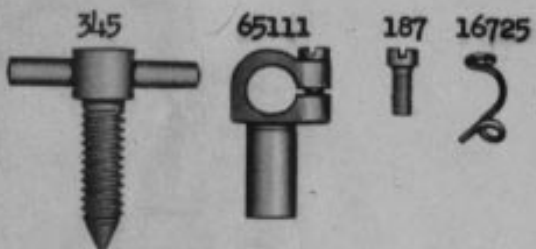



PLATE 20908 - FULL SIZE

123 144 1362 51224 448





PLATE 20909 - ONE-HALF SIZE

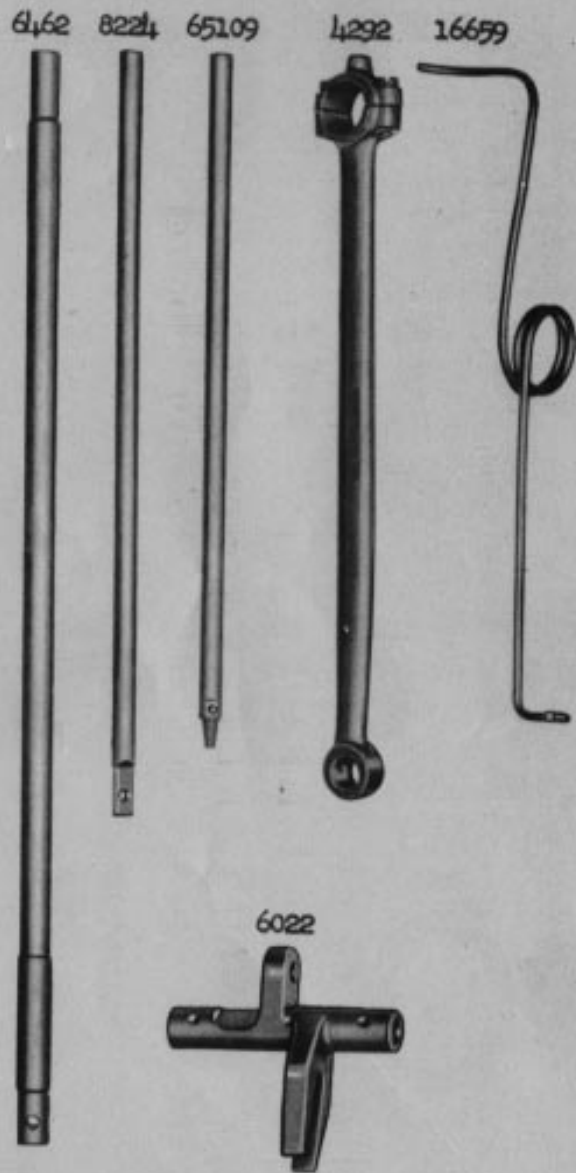


PLATE 20910 - FULL SIZE




PLATE 20911 - FULL SIZE




PLATE 20912 - FULL SIZE

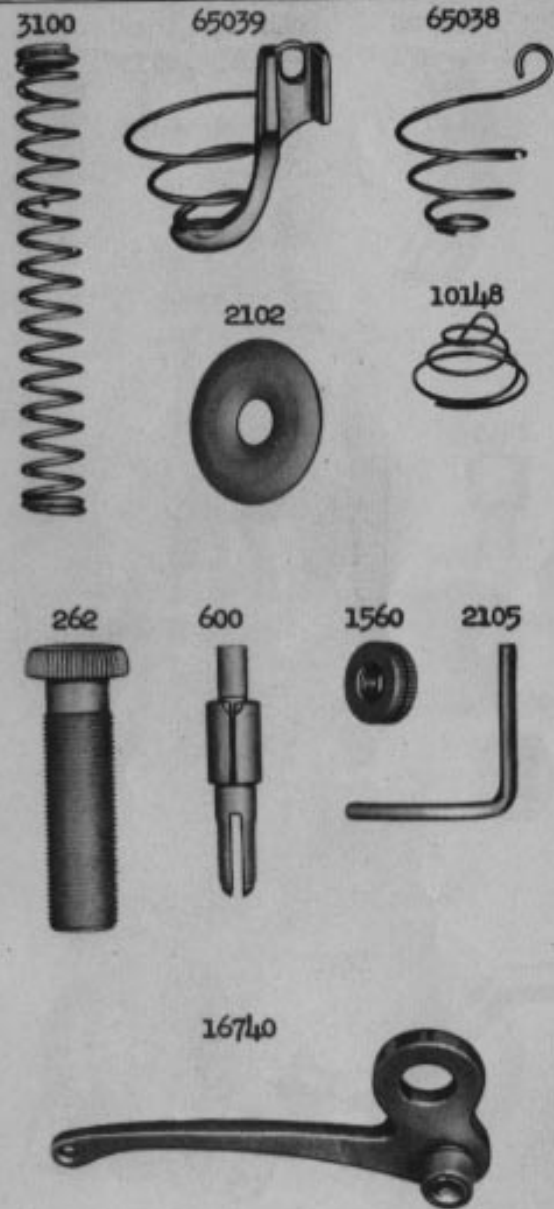


PLATE 20913 - FULL SIZE

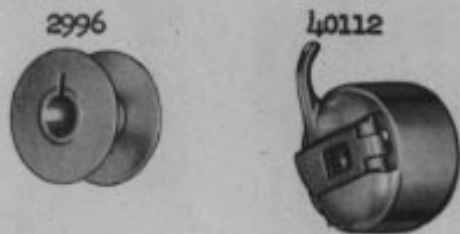
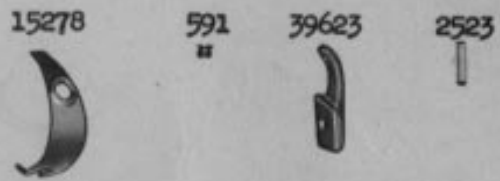
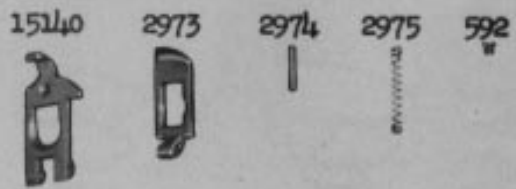


PLATE 20914 - FULL SIZE





PLATE 20915 - FULL SIZE




PLATE 20916 - FULL SIZE

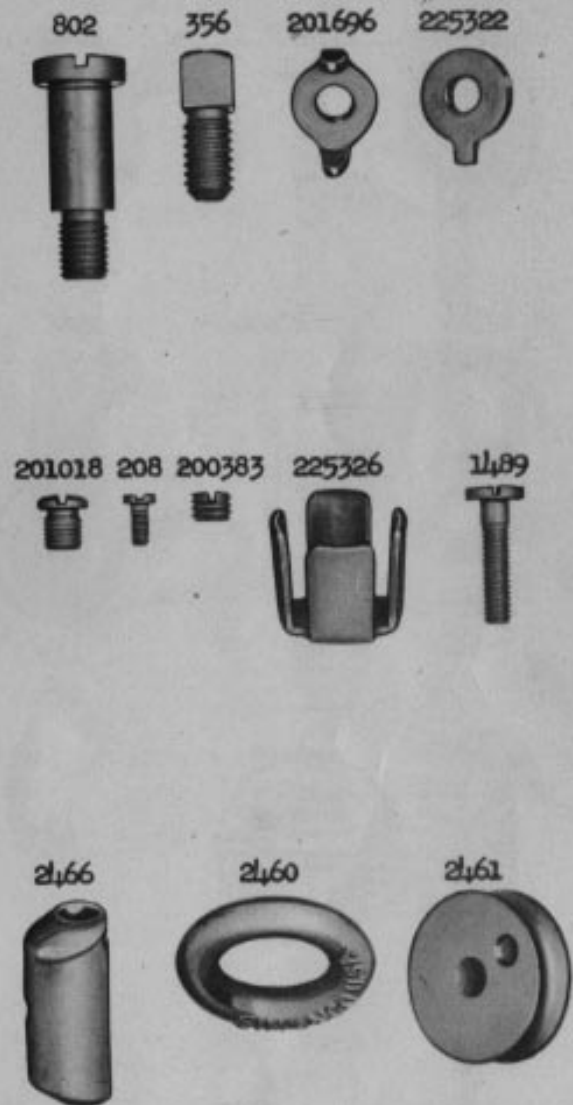


PLATE 20917 - ONE-HALF SIZE



11241

27312

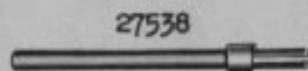



PLATE 20918 - FULL SIZE




PLATE 20919 - ONE-HALF SIZE




PLATE 20920 - ONE-HALF SIZE




PLATE 20921 - ONE-FOURTH SIZE




PLATE 20922 - ONE-FOURTH SIZE

