

**SINGER**  
**46W61,W62**

Form 2155w  
April, 1933  
PRINTED IN U. S. A.

# LIST OF PARTS



## MACHINES

Nos. 46w61 and 46w62

---

THE SINGER MANUFACTURING COMPANY

COPYRIGHT, U. S. A., 1913, 1919, 1922, 1931 and 1933  
BY THE SINGER MANUFACTURING CO.  
ALL RIGHTS RESERVED FOR ALL COUNTRIES

## INDEX

---

	PAGE
ACCESSORIES .....	27
BOBBIN WINDER .....	27
FEED DOGS .....	29
FOOT LIFTER .....	28
LAP SEAM FELLERS ON SWITCH-UP DEVICE .....	33
MACHINE No. 46W61 .....	7
"    "    46W62 .....	17
NUMERICAL LIST OF PARTS .....	35
PRESSER FEET .....	29
THREAD UNWINDER .....	28
THROAT PLATES .....	33
MISCELLANEOUS PARTS .....	34

# Instructions for Ordering

In ordering from this list, use **ONLY** the **PART** number in the **FIRST** column.

The number stamped on a Sewing Machine Part is the number of the Single Part only, except when the part includes Set Screws, Clamping Screws, Studs and Rollers Spun on, Small Wires riveted, or Parts soldered together, etc., which it is necessary to furnish in combination.

Every combination of parts sent out has its specific number which, although not stamped on Parts (except in above case), must be used when ordering the combination.

Each number always indicates the **SAME PART** in whatever list it appears, or for whatever Machine.

The letters after some of the numbers indicate the style of finish only, as follows:

- A. Hardened, Polished and Plated.
- B. Polished and Plated.
- C. Hardened only.
- D. Polished only.
- E. Soft, not polished.
- F. Hardened and Polished.
- H. Blued.
- J. Nickel Plated only
- R. Merlized.
- Y. Black Nickel Plated only.

These letters **MUST BE USED** when they appear in the list and **AFTER** the number, as in the list.

In this series

- 200001 to 201500 and 350001 to 351500 are Screw Numbers.
- 201501 to 201800 and 351501 to 351800 are Nut Numbers.
- 201801 to 202000 and 350801 to 352000 are Roller Numbers.
- 202001 to 350000 are Numbers of Machine Parts.

The figures in the second column refer only to the plate in which the illustration of the part is shown and are **NOT TO BE USED** in ordering.

Two or more numbers over a cut indicate that the difference between such parts is not visible in an illustration.

Parts marked with an asterisk (\*) are furnished only when repairs are made at the factory.

## LIST OF PARTS COMPLETE

FOR



## MACHINE No. 46w61

HIGH SPEED. DROP FEED. CYLINDER BED

For Tailoring

In gauges from  $\frac{1}{32}$  to  $\frac{1}{2}$  inch

No.	Plate	Name
*238238	- -	Arm .....
202247	15151	" Cap .....
200278H	15126	" " Screw .....
202248	15189	" " " Washer .....
204235	15153	" Position Pin (2) .....
200010E	15189	" Screw (3) .....

No.	Plate	Name	No.	Plate	Name
202005	15189	Arm Screw Washer (3) .....	203470	15189	Bobbin (2) .....
233691	15152	" Shaft with 200357e and 224392	*203520	-----	" Case .....
202243	15151	" " Bushing (back) with	203648	15189	" " Latch .....
		202244 .....	*202056	-----	" " " Pin .....
202244	-----	Arm Shaft Bushing (back) Oil	203473	15189	" " " Plunger .....
		Packing (wick) .....	203474	15189	" " " Spring .....
200338c	15153	Arm Shaft Bushing (back) Set	233636	15189	" " Lever .....
		Screw .....	*233640	-----	" " " Eccentric .....
207080	15151	Arm Shaft Bushing (front) with	221147	15189	" " " " Position
		202244 .....			Pin .....
202244	-----	Arm Shaft Bushing (front) Oil	203577	15153	Bobbin Case Lever Fulcrum (left)
		Packing (wick) .....			with 203579 .....
200502b	15189	Arm Shaft Bushing (front) Oil	203576	15189	Bobbin Case Lever Fulcrum (right)
		Packing Thumb Screw .....			with 203579 .....
200338c	15153	Arm Shaft Bushing (front) Set	200110b	15153	Bobbin Case Lever Fulcrum Screw
		Screw .....	203578	15189	" " " Slide .....
235003	15151	Arm Shaft Connection Belt .....	203579	15189	" " " " Stud .....
224200	15151	" " " " Pulley	203214	15189	" " Tension Spring .....
		with 200327c, 200602e and two	200984c	15189	" " " " Regulat-
		202253 .....			ing Screw .....
200602e	15126	Arm Shaft Connection Belt Pulley	200594c	15189	Bobbin Case Tension Spring Screw
		Position Screw .....	203216	-----	" " Washer (cloth) .....
200327c	15126	Arm Shaft Connection Belt Pulley	203521	15189	Bobbin Case complete, Nos. 200594c,
		Set Screw .....			200984c, 202056, 203214, 203216,
202253	15126	Arm Shaft Connection Belt Pulley			203473, 203474, 203520 and 203648
		Spring Flange .....	239007	15126	Cylinder End Cover Rest .....
233692	15151	Arm Shaft Connection Belt Timing	200110b	15153	" " " " Screw ..
		Plate .....	202274	15152	Face Plate .....
200164b	15126	Arm Shaft Connection Belt Timing	202135	15126	" " Position Pin .....
		Plate Screw (2) .....	200462b	15126	" " Thumb Screw .....
224392	-----	Arm Shaft Oil Packing (wick) ..	233694	15189	Feed Bar with 213610 .....
200357e	15126	" " " " Stop Screw	213298	15189	" " Connecting Link with
235806	15152	Balance Wheel (belt groove 2½ in.			two 200072c .....
		diam.) with 200328c and 200335c	200072c	15189	Feed Bar Connecting Link Pinch
200328c	15126	Balance Wheel Position Screw ..			Screw .....
200335c	15126	" " Set Screw .....	200935e	15189	Feed Bar Connecting Link Screw
*238239	-----	Bed (cylinder) .....			Stud .....
239003	15152	" " End Cover .....	201531e	15153	Feed Bar Connecting Link Screw
213890	-----	" Base (4 in. high) .....			Stud Nut .....
202184	15126	" Clamp .....	213610	15153	Feed Bar Connecting Link Stud ..
200262b	15153	" " Hinge Screw .....	212402	15163	" Dog, for 238221 .....
202622	15189	" " Packing Washer .....	238228	15163	" " " 238223 .....
200728b	15126	" " Thumb Screw .....	212413	15163	" " " 238211 .....
202185	15126	" " Washer .....	238229	15163	" " " 238209 .....
202618	15152	" Hinge .....	238230	15163	" " " 238211 .....
200030b	15126	" " Screw (6) .....	350149e	15153	" " Screw, for use with plat-
213335	15151	" Slide (back) .....			form throat plates .....
239005	15151	" " Clamp Plate (back) ....	221163	15153	Feed Dog Stop Washer, for use
235007	15151	" " " " (front) .....			with platform throat plates .....
200582b	15189	" " " " Screw (4) ..			

No.	Plate	Name
233611	15151	Feed Driving Eccentric Regulating Bracket .....
233612	----	Feed Driving Eccentric Regulating Bracket 233611 with 224200, two each 201408c and 201525e .....
201408c	15153	Feed Driving Eccentric Regulating Bracket Hinge Screw .....
201525e	15153	Feed Driving Eccentric Regulating Bracket Hinge Screw Nut .....
202301	15153	Feed Driving Eccentric Regulating Bracket Plunger .....
202595	15153	Feed Driving Eccentric Regulating Bracket Plunger Spring .....
200607c	15153	Feed Driving Eccentric Regulating Bracket Plunger Spring Stop Screw .....
201408c	15153	Feed Driving Eccentric Regulating Bracket Stop Screw .....
201525e	15153	Feed Driving Eccentric Regulating Bracket Stop Screw Nut .....
200429c	15153	Feed Driving Eccentric Regulating Screw .....
200383c	15153	Feed Driving Eccentric Regulating Screw Check Screw .....
235011	15154	Feed Driving Rock Shaft .....
235080	15153	" " " " Bearing .....
235081	15153	" " " " " .....
		Bracket .....
201520c	15153	Feed Driving Rock Shaft Bearing Nut .....
208636	15153	Feed Driving Rock Shaft Bearing Washer .....
235066	15154	Feed Driving Rock Shaft Bushing .....
200346c	15153	" " " " " " Set Screw .....
203244	15153	Feed Driving Rock Shaft Collar with two 200393c .....
200393c	15153	Feed Driving Rock Shaft Collar Set Screw .....
235842	15152	Feed Driving Rock Shaft Connection with 200054e and 202277 ...
200919c	15153	Feed Driving Rock Shaft Connection Hinge Screw .....
201522e	15153	Feed Driving Rock Shaft Connection Hinge Screw Nut .....
202277	----	Feed Driving Rock Shaft Connection Oil Packing (wick) .....
200054e	15153	Feed Driving Rock Shaft Connection Pinch Screw .....

No.	Plate	Name
210559	15153	Feed Driving Rock Shaft Connection Stop Collar with two 200378c .....
200378c	15153	Feed Driving Rock Shaft Connection Stop Collar Set Screw .....
221161	15155	Feed Driving Rock Shaft Crank with 200038c .....
200038c	15155	Feed Driving Rock Shaft Crank Pinch Screw .....
233695	15155	Feed Lifting Cam with 200392c and 200447c .....
200447c	15155	Feed Lifting Cam Position Screw .....
233696	15155	" " " Retainer .....
200583H	15155	" " " " Screw .....
200392c	15155	" " " Set Screw .....
233615	15154	" Regulating Spindle with 202311, 202443 and 202619 .....
*202311	----	Feed Regulating Spindle Head ...
202443	15155	" " " " Pin .....
202619	15155	" " " " Position Pin .....
203061	15152	Foot Lifter Lifting Lever .....
200262H	15153	" " " " Hinge Screw .....
233390	15155	Foot Lifter Lifting Lever Hinge Screw Washer .....
233361	15155	Foot Lifter Lifting Lever Position Spring .....
200273D	15155	Foot Lifter Lifting Lever Position Spring Screw .....
*203522	----	Hook (sewing) .....
203523	15155	" 203522 with 203525 and two 201253e .....
203524	----	Hook and Bobbin Case complete, Nos. 203521 and 203523 .....
233697	15155	Hook Bevel Gear Socket, 18 teeth .....
203602	15155	" " " " Bushing (left) .....
200446c	15155	Hook Bevel Gear Socket Bushing Position Screw .....
200556H	15155	Hook Bevel Gear Socket Screw ...
238240	15155	" " Pinion (left) with two 200386c .....
233698	15155	Hook Bevel Pinion (right) with two 200386c .....
200386c	15166	Hook Bevel Pinion Set Screw ...
235015	15154	" Driving Counter Shaft .....
235016	15154	" " " " Bushing (back) .....

No.	Plate	Name
200346c	15153	Hook Driving Counter Shaft Bushing (back) Set Screw .....
235017	15154	Hook Driving Counter Shaft Bushing (front) .....
200346c	15153	Hook Driving Counter Shaft Bushing (front) Set Screw .....
235018	15155	Hook Driving Counter Shaft Gear with 200382c and 200398c .....
200398c	15155	Hook Driving Counter Shaft Gear Position Screw .....
200382c	15156	Hook Driving Counter Shaft Gear Set Screw .....
235019	15156	Hook Driving Counter Shaft Oil Tube (brass) .....
238241	15152	Hook Driving Shaft .....
235021	15154	" " " Bushing .....
200346c	15153	" " " " Set Screw .....
203244	15153	" " " Collar with two 200393c .....
200393c	15153	Hook Driving Shaft Collar Set Screw .....
235064	15154	Hook Driving Shaft Connection Belt Pulley with 202253 and two 201254c .....
201254c	15156	Hook Driving Shaft Connection Belt Pulley Set Screw .....
202253	15153	Hook Driving Shaft Connection Belt Pulley Spring Flange .....
235018	15155	Hook Driving Shaft Gear with 200382c and 200398c .....
200398c	15155	Hook Driving Shaft Gear Position Screw .....
200382c	15156	Hook Driving Shaft Gear Set Screw .....
203525	15156	" Gib .....
201253f	15166	" " Screw .....
238242	15154	" Saddle (left) with 200446c, 202299 and two 200110b .....
238243	-----	Hook Saddle (left) complete, Nos. 200556a, 203524, 203577, 203578, 203602, 233636, 233697, 238237, 238242 and 239007 .....
203603	15154	Hook Saddle (right) with 200110b and 202299 .....
238244	---	Hook Saddle (right) complete, Nos. 200556a, 203524, 203576, 203578, 203603, 233636, 233697 and 238237

No.	Plate	Name
202299	---	Hook Saddle Oil Packing (wick) ..
200541c	15156	" " " Screw (3) .....
350259e	15156	" " " (long) .....
225837	15156	" " " Washer (4) .....
238237	15156	" Washer with 233640 and two 221147 .....
238206	15156	Needle Bar (hollow) .....
233829	15166	" " Bushing .....
200352c	15166	" " " Set Screw .....
202552	15166	" " " Connecting Link .....
236073	15166	" " " " Oil Guard .....
200161b	15166	Needle Bar Connecting Link Oil Guard Screw .....
202333	15166	Needle Bar Connecting Link Stud with 202254 .....
202254	-----	Needle Bar Connecting Link Stud Oil Packing (wick) .....
200383c	15153	Needle Bar Connecting Link Stud Set Screw .....
200374c	15166	Needle Bar Connecting Link Stud Set Screw .....
223688	15166	Needle Bar Connecting Stud with 200072c and 202330 .....
202330	---	Needle Bar Connecting Stud Oil Packing (wick) .....
200072c	15189	Needle Bar Connecting Stud Pinch Screw .....
202551	15154	Needle Bar Crank with 200335c, 200374c, 200383c, 200428c and 202333 .....
203172	15166	Needle Bar Crank Friction Washer ..
200428c	15166	" " " Position Screw ..
200335c	15126	" " " Set Screw .....
231389	15156	Needle Holder, needles $\frac{1}{8}$ in. apart and must be set diagonally, in gauges $\frac{1}{32}$ , $\frac{3}{32}$ and $\frac{1}{4}$ in., with 201030f and two 200141f .....
231383	15156	Needle Holder, in gauges from $\frac{1}{8}$ to $\frac{1}{2}$ in., in steps of $\frac{1}{16}$ in., with 201030f and two 200141f .....
201030f	15156	Needle Holder Screw .....
200141f	15156	" Set Screw .....
244033	---	Presser Bar (hollow) .....
202335	15154	" " 244033 with 200074c ..
208260	15156	" " Bushing .....
200363c	15156	" " " Set Screw .....
202554	15156	" " Lifter .....

No.	Plate	Name
200653c	15157	Presser Bar Lifter Hinge Screw . . .
244006	15157	" " Lifting Releasing Lever Bracket . . . . .
200260d	15156	Presser Bar Lifting Releasing Lever Bracket Guide Screw . . . . .
206608	15157	Presser Bar Lifting Releasing Lever Bracket Spring . . . . .
202337	15157	Presser Bar Position Guide . . . . .
202338	15157	" " " " Lever with 200086f . . . . .
200086f	15157	Presser Bar Position Guide Lever Pinch Screw . . . . .
200352c	15166	Presser Bar Position Guide Set Screw . . . . .
202343	15157	Presser Bar Spring . . . . .
202346	15157	" " " Stop Rod . . . . .
200492b	15157	" " Thumb Screw (pressure regulating) . . . . .
200475b	15157	Presser Bar Thumb Screw Thumb Set Screw . . . . .
202355	15157	Presser Bar Thumb Screw Thumb Set Screw Packing (brass) . . . . .
229009	15166	Presser Foot, 50 needle hole, in gauges $\frac{3}{32}$ , $\frac{1}{8}$ , $\frac{3}{16}$ and $\frac{1}{4}$ inch . . . . .
229102	13071	Presser Foot, 46 needle hole, in gauges from $\frac{3}{32}$ to $\frac{1}{4}$ in., in steps of $\frac{1}{64}$ inch . . . . .
229103	13071	Presser Foot, 46 needle hole, in gauges $\frac{1}{8}$ , $\frac{3}{16}$ and $\frac{1}{4}$ inch . . . . .
229104	13071	Presser Foot, 46 needle hole, in gauges from $\frac{1}{16}$ to $\frac{1}{4}$ in., in steps of $\frac{1}{32}$ inch . . . . .
200074f	15157	Presser Foot Screw . . . . .
234144	15158	Take-up Lever . . . . .
202399	15158	" " Driving Stud with 202277 . . . . .
202277	----	Take-up Lever Driving Stud Oil Packing (wick) . . . . .
202400	15158	Take-up Lever Hinge Stud with 202423 . . . . .
202423	----	Take-up Lever Hinge Stud Oil Packing (wick) . . . . .
200383c	15153	Take-up Lever Hinge Stud Set Screw . . . . .
202401	----	Take-up Lever Oiling Felt . . . . .
200132f	15158	" " " " Screw . . . . .
234086	15159	Tension Bracket with two each 200397f, 201224b and 236060 . . . . .

No.	Plate	Name
236098	15158	Tension Bracket Thread Guide (double) . . . . .
200174h	15158	Tension Bracket Thread Guide Screw . . . . .
200159f	15158	Tension Bracket Screw . . . . .
234017	15158	" " " Socket . . . . .
200268h	15158	" " " " Set Screw . . . . .
234087	----	Tension Bracket complete, Nos. 200174h, 200978h, 201199f, 223703, 223706, 234086, 236098, 237174, two each 13710, 200309f, 204059, 204271, 223704, three 201572b and four 244048 . . . . .
244048	15158	Tension Disc . . . . .
236060	15158	" " Position Pin . . . . .
223703	15159	" Release Lever . . . . .
235072	15159	" " " Rod . . . . .
200309f	15158	" " " Screw . . . . .
223704	15158	" " Plunger . . . . .
204271	15158	" " Washer . . . . .
13710	15158	" Spring . . . . .
201224b	15158	" Stud . . . . .
201572b	10881	" Thumb Nut . . . . .
223706	15159	Thread Controller Disc . . . . .
200978h	15159	" " " Screw . . . . .
237174	15159	" " " Spring . . . . .
242117	15159	" " " Stop . . . . .
200132f	15158	" " " " Screw . . . . .
201199f	15159	" " Stud with 204925 . . . . .
200061c	15159	" " " Set Screw . . . . .
201572b	10881	" " " Thumb Nut . . . . .
204925	15159	" " " Washer . . . . .
202414	15160	" Guide . . . . .
202415	15160	" " . . . . .
202417	15160	" " . . . . .
202313	15160	" " . . . . .
200355h	15160	" " Set Screw . . . . .
200397f	15160	" " " " . . . . .
200582f	15189	" " Screw . . . . .
202091	15160	" Retainer Sleeve . . . . .
202092	15160	" " Spring . . . . .
204058	15160	" " Stud . . . . .
200397f	15160	" " " Set Screw . . . . .
204059	----	Thread Retainer complete, Nos. 202091, 202092 and 204058 . . . . .
238221	15162	Throat Plate, 50 needle hole, needles $\frac{1}{8}$ in. apart, for needle sizes 14 and 15, in gauges $\frac{1}{32}$ , $\frac{3}{16}$ and $\frac{1}{4}$ in., for 212402 . . . . .



No.	Plate	Name
238223	15162	Throat Plate, 46 needle hole, for needle sizes 16 and 18, in gauges $\frac{3}{16}$ and $\frac{1}{4}$ in., for 238228 .....
238211	15162	Throat Plate, 46 needle hole, for needle sizes 16 and 18, in gauges $\frac{3}{16}$ and $\frac{1}{4}$ in., for 212413 .....
238209	15162	Throat Plate, 46 needle hole, for needle sizes 16 and 18, in gauges $\frac{3}{16}$ and $\frac{1}{4}$ in., for 238229 .....
238214	15162	Throat Plate, 46 needle hole, for needle sizes 16 and 18, in gauges from $\frac{3}{16}$ to $\frac{1}{4}$ in., in steps of $\frac{1}{32}$ in., for 238230 .....
200577H	15160	Throat Plate Screw (2) .....

## LIST OF PARTS COMPLETE

FOR

**MACHINE No. 46w62**

HIGH SPEED. DROP FEED. CYLINDER BED.

ALTERNATING PRESSERS

For Tailoring

In gauges from  $\frac{3}{16}$  to  $\frac{1}{2}$  inch

No.	Plate	Name
*238245		Arm .....
202247	15151	" Cap .....
200278H	15126	" " Screw .....
202248	15189	" " " Washer .....
204235	15153	" Position Pin (2) .....
200010E	15189	" Screw (3) .....
202005	15189	" " Washer (3) .....
233691	15152	" Shaft with 200357E and 224392 .....
202243	15151	" " Bushing (back) with 202244 .....
202244		Arm Shaft Bushing (back) Oil Packing (wick) .....
200338c	15153	Arm Shaft Bushing (back) Set Screw .....
207080	15151	Arm Shaft Bushing (front) with 202244 .....
202244		Arm Shaft Bushing (front) Oil Packing (wick) .....
200502B	15189	Arm Shaft Bushing (front) Oil Packing Thumb Screw .....
200338c	15153	Arm Shaft Bushing (front) Set Screw .....
235003	15151	Arm Shaft Connection Belt .....
224200	15151	" " " " Pulley with 200327c, 200602E and two 202253 .....
200602E	15126	Arm Shaft Connection Belt Pulley Position Screw .....
200327c	15126	Arm Shaft Connection Belt Pulley Set Screw .....
202253	15126	Arm Shaft Connection Belt Pulley Spring Flange .....

No.	Plate	Name
233692	15151	Arm Shaft Connection Belt Timing Plate .....
200164B	15126	Arm Shaft Connection Belt Timing Plate Screw (2) .....
224392	----	Arm Shaft Oil Packing (wick) ....
200357E	15126	" " " " Stop Screw ..
235806	15152	Balance Wheel (belt groove 2 1/2 in. diam.) with 200328c and 200335c
200328c	15126	Balance Wheel Position Screw ....
200335c	15126	" " Set Screw .....
*238239	----	Bed (cylinder) .....
239003	15152	" " End Cover .....
213890	----	" Base (4 in. high) .....
203184	15126	" Clamp .....
200262II	15153	" " Hinge Screw .....
202622	15189	" " Packing Washer .....
200728B	15126	" " Thumb Screw .....
203185	15126	" " Washer .....
202618	15152	" Hinge .....
200030II	15126	" " Screw (6) .....
213335	15151	" Slide (back) .....
239005	15151	" " Clamp Plate (back) ....
235007	15151	" " " " (front) .....
200582II	15189	" " " " Screw (4) ..
203470	15189	Bobbin (2) .....
*203520	----	" Case .....
203648	15189	" " Latch .....
*202056	----	" " " Pin .....
203473	15189	" " " Plunger .....
203474	15189	" " " Spring .....
233636	15189	" " Lever .....
*233640	----	" " " Eccentric .....
221147	15189	" " " Position Pin
203577	15153	" " " Fulcrum (left) with 203579 .....
203576	15189	Bobbin Case Lever Fulcrum (right) with 203579 .....
200110B	15153	Bobbin Case Lever Fulcrum Screw
203578	15189	" " " Slide .....
203579	15189	" " " Stud .....
203214	15189	" " Tension Spring .....
200984c	15189	" " " " Regulat- ing Screw .....
200594c	15189	Bobbin Case Tension Spring Screw
203216	----	" " Washer (cloth) ....
203521	15189	Bobbin Case complete, Nos. 200594c, 200984c, 202056, 203214, 203216, 203473, 203474, 203520 and 203648

No.	Plate	Name
239007	15126	Cylinder End Cover Rest .....
200110B	15153	" " " " Screw ..
233610	15152	Face Plate .....
200462B	15126	" " Thumb Screw .....
233694	15189	Feed Bar with 213610 .....
213298	15189	" " Connecting Link with two 200072c .....
200072c	15189	Feed Bar Connecting Link Pinch Screw .....
200935F	15189	Feed Bar Connecting Link Screw Stud .....
201531E	15153	Feed Bar Connecting Link Screw Stud Nut .....
213610	15153	Feed Bar Connecting Link Stud ..
212402	15163	" Dog, for 238221 .....
238228	15163	" " " 238223 .....
212413	15163	" " " 238211 .....
238229	15163	" " " 238209 .....
238230	15163	" " " 238214 .....
350149E	15153	" " Screw, for use with plat- form throat plates .....
221163	15153	Feed Dog Stop Washer, for use with platform throat plates ....
233611	15154	Feed Driving Eccentric Regulating Bracket .....
233612	----	Feed Driving Eccentric Regulating Bracket 233611 with 224200, two each 201408c and 201525e .....
201408c	15153	Feed Driving Eccentric Regulating Bracket Hinge Screw .....
201525e	15153	Feed Driving Eccentric Regulating Bracket Hinge Screw Nut .....
202204	15153	Feed Driving Eccentric Regulating Bracket Plunger .....
202595	15153	Feed Driving Eccentric Regulating Bracket Plunger Spring .....
200607c	15153	Feed Driving Eccentric Regulating Bracket Plunger Spring Stop Screw .....
201408c	15153	Feed Driving Eccentric Regulating Bracket Stop Screw .....
201525e	15153	Feed Driving Eccentric Regulating Bracket Stop Screw Nut .....
200429c	15153	Feed Driving Eccentric Regulating Screw .....
200383c	15153	Feed Driving Eccentric Regulating Screw Check Screw .....

No.	Plate	Name
235011	15154	Feed Driving Rock Shaft .....
235080	15153	" " " " Bearing
235081	15153	" " " " " "
		Bracket .....
201520c	15153	Feed Driving Rock Shaft Bearing Nut .....
208636	15153	Feed Driving Rock Shaft Bearing Washer .....
235066	15154	Feed Driving Rock Shaft Bushing
200346c	15153	" " " " " "
		Set Screw .....
203244	15153	Feed Driving Rock Shaft Collar with two 200393c .....
200393c	15153	Feed Driving Rock Shaft Collar Set Screw .....
235842	15152	Feed Driving Rock Shaft Connection with 200054c and 202277 .....
200919c	15153	Feed Driving Rock Shaft Connection Hinge Screw .....
201522c	15153	Feed Driving Rock Shaft Connection Hinge Screw Nut .....
202277	.....	Feed Driving Rock Shaft Connection Oil Packing (wick) .....
200054c	15153	Feed Driving Rock Shaft Connection Pinch Screw .....
210559	15153	Feed Driving Rock Shaft Connection Stop Collar with two 200378c .....
200378c	15153	Feed Driving Rock Shaft Connection Stop Collar Set Screw .....
221164	15155	Feed Driving Rock Shaft Crank with 200038c .....
200038c	15155	Feed Driving Rock Shaft Crank Pinch Screw .....
233695	15155	Feed Lifting Cam with 200392c and 200447c .....
200447c	15155	Feed Lifting Cam Position Screw .....
233696	15155	" " " Retainer .....
200583n	15155	" " " " Screw .....
200392c	15155	" " " Set Screw .....
233615	15154	" Regulating Spindle with 202311, 202443 and 202619 .....
*202311	.....	Feed Regulating Spindle Head .....
202443	15155	" " " " Pin
202619	15155	" " " " Position Pin .....
203061	15152	Foot Lifter Lifting Lever .....
200262n	15153	" " " " Hinge Screw .....

No.	Plate	Name
233390	15155	Foot Lifter Lifting Lever Hinge Screw Washer .....
233361	15155	Foot Lifter Lifting Lever Position Spring .....
200273b	15155	Foot Lifter Lifting Lever Position Spring Screw .....
*203522	.....	Hook (sewing) .....
203523	15155	" 203522 with 203525 and two 201253c .....
203524	.....	Hook and Bobbin Case complete, Nos. 203521 and 203523 .....
233697	15155	Hook Bevel Gear Socket, 18 teeth
203602	15155	" " " " Bushing (left) .....
200446c	15155	Hook Bevel Gear Socket Bushing Position Screw .....
200556n	15155	Hook Bevel Gear Socket Screw .....
238240	15155	" " Pinion (left) with two 200386c .....
233698	15155	Hook Bevel Pinion (right) with two 200386c .....
200386c	15166	Hook Bevel Pinion Set Screw .....
235015	15154	" Driving Counter Shaft .....
235016	15154	" " " " Bushing (back) .....
200346c	15153	Hook Driving Counter Shaft Bushing (back) Set Screw .....
235017	15154	Hook Driving Counter Shaft Bushing (front) .....
200346c	15153	Hook Driving Counter Shaft Bushing (front) Set Screw .....
235018	15155	Hook Driving Counter Shaft Gear with 200382c and 200398c .....
200398c	15155	Hook Driving Counter Shaft Gear Position Screw .....
200382c	15156	Hook Driving Counter Shaft Gear Set Screw .....
235019	15156	Hook Driving Counter Shaft Oil Tube (brass) .....
238241	15152	Hook Driving Shaft .....
235021	15154	" " " Bushing .....
200346c	15153	" " " " Set Screw
203244	15153	" " " Collar with two 200393c .....
200393c	15153	Hook Driving Shaft Collar Set Screw .....
235064	15154	Hook Driving Shaft Connection Belt Pulley with 202253 and two 201254c .....

No.	Plate	Name
201254c	15156	Hook Driving Shaft Connection Belt Pulley Set Screw .....
202253	15153	Hook Driving Shaft Connection Belt Pulley Spring Flange .....
235018	15155	Hook Driving Shaft Gear with 200382c and 200398c .....
200398c	15155	Hook Driving Shaft Gear Position Screw .....
200382c	15156	Hook Driving Shaft Gear Set Screw
203525	15156	" Gib .....
201253f	15166	" " Screw .....
238242	15154	" Saddle (left) with 200446c, 202299 and two 200110b .....
238243	----	Hook Saddle (left) complete, Nos. 200556h, 203524, 203577, 203578, 203602, 233636, 233697, 238237, 238242 and 239007 .....
203603	15154	Hook Saddle (right) with 200110b and 202299 .....
238244	----	Hook Saddle (right) complete, Nos. 200556h, 203524, 203576, 203578, 203603, 233636, 233697 and 238237 .....
202299	----	Hook Saddle Oil Packing (wick) ..
200541c	15156	" " Screw (3) .....
350259e	15156	" " " (long) .....
225837	15156	" " " Washer (4) .....
238237	15156	Hook Washer with 233640 and two 221147 .....
208545	15166	Lifting Bell Crank .....
233624	15166	" " " Driving Crank ..
208547	15166	" " " " " Link
201012c	15166	" " " " " " "
		Position Screw .....
200383c	15153	Lifting Bell Crank Driving Crank Set Screw .....
200996c	15166	Lifting Bell Crank Stop Screw .....
206718	15164	" Presser Foot, 46 needle hole, in $\frac{1}{16}$ in. gauge, for 206670 .....
229641	11793	Lifting Presser Foot, 46 needle hole, in gauges $\frac{1}{16}$ , $\frac{1}{8}$ and $\frac{3}{16}$ in., for 206671 .....
229642	11793	Lifting Presser Foot, 46 needle hole, in gauges $\frac{1}{8}$ and $\frac{1}{4}$ in., for 206661 .....
229650	11793	Lifting Presser Foot, 46 needle hole, in gauges $\frac{1}{8}$ , $\frac{3}{16}$ , $\frac{1}{4}$ , $\frac{5}{16}$ and $\frac{3}{8}$ in., for 229651 .....
229652	11793	Lifting Presser Foot, 46 needle hole, in gauges $\frac{1}{16}$ , $\frac{1}{8}$ , $\frac{3}{16}$ and $\frac{1}{4}$ in., for 229653 .....

No.	Plate	Name
200074f	15157	Lifting Presser Foot Screw .....
238206	15156	Needle Bar (hollow) .....
233829	15166	" " Bushing .....
200352c	15166	" " " Set Screw .....
233642	15166	" " Connecting Link .....
223688	15166	" " " Stud with 200072c and 202330 .....
202330	----	Needle Bar Connecting Stud Oil Packing (wick) .....
200072c	15189	Needle Bar Connecting Stud Pinch Screw .....
233627	15154	Needle Bar Crank with 200335c, 200383c, 200428c and 201012c ..
203172	15166	Needle Bar Crank Friction Washer
200428c	15166	" " " Position Screw ..
200335c	15126	" " " Set Screw .....
231389	15156	" Holder, needle $\frac{1}{4}$ in. apart and must be set diagonally, in gauges $\frac{1}{16}$ , $\frac{1}{8}$ and $\frac{3}{16}$ in., with 201030f and two 200141f .....
231383	15156	Needle Holder, in gauges from $\frac{1}{16}$ to $\frac{1}{4}$ in., in steps of $\frac{1}{16}$ in., with 201030f and two 200141f .....
201030f	15156	Needle Holder Screw .....
200141f	15156	" Set Screw .....
238246	15154	Presser Bar with 200074f .....
208260	15156	" " Bushing .....
200363c	15156	" " " Set Screw .....
202671	15156	" " Lifter .....
200653c	15157	" " " Hinge Screw ..
233628	15157	" " Lifting Bracket with 200054f .....
200975f	15157	Presser Bar Lifting Bracket Guide Screw .....
200054f	15153	Presser Bar Lifting Bracket Pinch Screw .....
233634	15157	Presser Bar Position Guide .....
202338	15157	" " " " Lever with 200086f .....
200086f	15157	Presser Bar Position Guide Lever Pinch Screw .....
200352c	15166	Presser Bar Position Guide Set Screw .....
202378	15157	Presser Bar Spring .....
202346	15157	" " " Stop Rod .....
200492b	15157	" " Thumb Screw (pressure regulating) .....
200475b	15157	Presser Bar Thumb Screw Thumb Set Screw .....

No.	Plate	Name
202355	15157	Presser Bar Thumb Screw Thumb Set Screw Packing (brass) .....
234045	15158	Take-up Lever .....
208557	15158	" " Driving Stud with 202277 .....
202277	-----	Take-up Lever Driving Stud Oil Packing (wick) .....
202400	15158	Take-up Lever Hinge Stud with 202423 .....
202423	-----	Take-up Lever Hinge Stud Oil Packing (wick) .....
200383c	15153	Take-up Lever Hinge Stud Set Screw .....
208558	15158	Take-up Lever Oil Guard with 223655 and 221572 .....
200161u	15166	Take-up Lever Oil Guard Screw ..
208568	15158	" " " Leader .....
202254	-----	" " " " Packing (wick) .....
223655	-----	Take-up Lever Oiling Felt .....
224572	15158	" " " " Rivet ..
234086	15159	Tension Bracket with two each 200397u, 201224r and 236060 .....
236098	15158	Tension Bracket Thread Guide (double) .....
200174u	15158	Tension Bracket Thread Guide Screw .....
200159e	15158	Tension Bracket Screw .....
234047	15158	" " " " Seckel .....
200368u	15158	" " " " " Set Screw .....
234087	-----	Tension Bracket complete, Nos. 200174u, 200978u, 201199e, 223703, 223706, 234986, 236098, 237174, two each 13710, 200309e, 204059, 204271, 223704, three 201572r and four 244048 .....
244048	15158	Tension Disc .....
236060	15158	" " Position Pin .....
223703	15159	" Release Lever .....
235072	15159	" " " Rod .....
200309e	15158	" " " Screw .....
223704	15158	" " Plunger .....
233981	15159	" " Slide .....
208560	15159	" " " Spring .....
204271	15158	" " Washer .....
13710	15158	" Spring .....
201224r	15158	" Stud .....
201572r	10881	" Thumb Nut .....

No.	Plate	Name
223706	15159	Thread Controller Disc .....
200978u	15159	" " " Screw .....
237174	15159	" " Spring .....
212117	15159	" " " Stop .....
200132e	15158	" " " " Screw ..
201199e	15159	" " Stud with 204925 ..
200061c	15159	" " " Set Screw .....
201572r	10881	" " " Thumb Nut .....
204925	15159	" " " Washer .....
202114	15160	" Guide .....
202115	15160	" " .....
202117	15160	" " .....
202313	15160	" " .....
200355u	15160	" " Set Screw .....
200397u	15160	" " " " .....
200582u	15189	" " Screw .....
202091	15160	" Retainer Sleeve .....
202092	15160	" " Spring .....
204058	15160	" " Stud .....
200397u	15160	" " " Set Screw .....
204059	-----	Thread Retainer complete, Nos. 202091, 202092 and 204058 .....
238221	15162	Throat Plate, 50 needle hole, needles $\frac{1}{8}$ in. apart, for needle sizes 14 and 15, in gauges $\frac{1}{16}$ , $\frac{1}{8}$ and $\frac{3}{16}$ in., for 212402 .....
238223	15162	Throat Plate, 46 needle hole, for needle sizes 16 and 18, in gauges $\frac{1}{8}$ and $\frac{1}{4}$ in., for 238228 .....
238211	15162	Throat Plate, 46 needle hole, for needle sizes 16 and 18, in gauges $\frac{1}{8}$ and $\frac{3}{16}$ in., for 212413 .....
238209	15162	Throat Plate, 46 needle hole, for needle sizes 16 and 18, in gauges $\frac{1}{8}$ and $\frac{1}{4}$ in., for 238229 .....
238214	15162	Throat Plate, 46 needle hole, for needle sizes 16 and 18, in gauges from $\frac{1}{16}$ to $\frac{1}{4}$ in., in steps of $\frac{1}{16}$ in., for 238230 .....
200577u	15160	Throat Plate Screw (2) .....
233630	15160	Vibrating Presser Bar .....
233631	15160	" " " Hinge Bracket .....
233632	15160	Vibrating Presser Bar Position Stop .....
200190b	15160	Vibrating Presser Bar Position Stop Screw .....

No.	Plate	Name
200066b	15160	Vibrating Presser Bar Screw (2) ..
204493	15160	" " " Spring ....
206670	11983	" " Foot, for 206718 ..
206671	11983	" " " " 229641 ..
206661	11983	" " " " 229642 ..
229651	11793	" " " " 229650 ..
229653	11793	" " " " 229652, in gauges $\frac{1}{16}$ , $\frac{1}{8}$ , $\frac{3}{16}$ and $\frac{1}{2}$ inch ...
200098F	15160	Vibrating Presser Foot Screw
203357	15160	" " " " Washer .....

## ACCESSORIES

FOR MACHINES NOS. 46w61 and 46w62

No.	Plate	Name
203470	15189	Bobbin (10) .....
*225482	-----	" Case Screw Driver Blade ...
*225483	-----	" " " " Handle ...
225497	11156	Bobbin Case Screw Driver complete, Nos. 225482 and 225483 ..
227104	---	Drip Pan (cast iron, square) with one wood screw $1\frac{1}{2}$ in., No. 14, R.H.B. ....
41401	11156	Machine Rest Pin (wood) .....
126 x 3	-----	Needles, four each, sizes 16, 18 and 20 .....
120342	11156	Oiler (copper plated) with 120343
120343	11156	" Spout, $3\frac{1}{2}$ in. long, for 120342
*225484	---	Screw Driver Blade .....
*225485	---	" " Handle .....
225498	11156	Screw Driver complete ( $7\frac{1}{4}$ in. long), Nos. 225484 and 225485 ..
204033	15161	Wrench .....
225554	11156	" (steel) .....

### BOBBIN WINDER

Swing Automatic, Right Hand

225453	10884	Frame with 202277 and 225438 ....
225454	10884	" Hinge Pin .....
202277	-----	" Oil Packing (wick) .....
225438	10884	" " Well Cap .....
225455	10884	" Spring .....
225456	10884	" " Plunger .....
202473	10885	Pulley with 200380c .....
200380c	15161	" Set Screw .....
225381	10884	Spindle .....
225444	10884	Stop Latch .....
200056E	10884	" " Screw .....
225458	10884	" " Thumb Lever .....
225459	10884	" " " " Hinge Stud
225459	10884	" " " " Joint Stud
202478	10884	" " Trip Lever .....
200299it	10884	" " " " Hinge Screw

No.	Plate	Name
225461	10881	Tension Bracket with 201499b .....
200082d	10881	" " Screw .....
228026	10884	" " Washer .....
2102	10881	" Disc .....
202407	10881	" Spring .....
201499b	10881	" Stud .....
201572b	10881	" " Thumb Nut .....
225462	10881	Bobbin Winder Tension Bracket complete, Nos. 201572b, 202407, 225461 and two 2102 .....
225433	10885	Bobbin Winder and Tension Bracket Base .....
225382	10885	Universal Bobbin Winder complete, Nos. 200056e, 200082b, 200299m, 202473, 202478, 225381, 225433, 225444, 225453 to 225456, 225458, 225462, 228026, two each 225459 and wood screws $\frac{1}{4}$ in., No. 12, R.H.B. ....

#### FOOT LIFTER

227952	11156	Foot Lifter Lever with 227954 .....
227678	11156	" " Chain, 48 in. long, with 202784 .....
227954	15161	Foot Lifter Lever Chain Hook (lower) .....
202784	15161	Foot Lifter Lever Chain Hook (upper) .....
225016	15161	Foot Lifter Lever Hinge Pin .....
227953	11156	" " Stand with two wood screws $\frac{1}{4}$ in., No. 12 .....
227955	11156	Foot Lifter Lever complete, Nos. 225016, 227678, 227952 and 227953 .....

#### THREAD UNWINDER

225389	14083	Spool Rest (for one spool) with 201018c .....
225395	14083	Spool Rest (for two spools) with 201018c .....
225388	14083	Spool Rest Rod .....
200383c	15153	" " Set Screw .....
201018c	15161	" " Set Screw .....
202490	14083	" Stand with 200383c .....

No.	Plate	Name
225391	14083	Thread Guide .....
201696a	15161	" " Lock Nut .....
225326	-	" " Position Cup .....
225324	14083	" " Rod with 208e and 225322 .....
208e	15161	Thread Guide Rod Screw .....
225322	-	" " Washer ..
225397	14083	Thread Unwinder (for three spools) complete, Nos. 201696a, 202490, 225324, 225326, 225388, 225389, 225395, three each 225391 and wood screws $\frac{1}{4}$ in., No. 12 .....

## FEED DOGS

212402	15163	Feed Dog, for 238221 .....
212413	15163	" " " 238211 .....
212421	15163	" " " 238214 .....
212437	15163	" " " 238211 .....
221139	15163	" " " long stitch, for 238211 .....
238227	15163	" " " 238207 .....
238228	15163	" " " 238223 .....
238229	15163	" " " 238209 .....
238230	15163	" " " 238211 .....
238231	15163	" " " 238220 .....

## PRESSER FEET

FOR MACHINE No. 46w61

229009	15166	Presser Foot, 50 needle hole, in gauges $\frac{1}{16}$ , $\frac{3}{16}$ , $\frac{1}{4}$ , $\frac{5}{16}$ and $\frac{3}{8}$ inch .....
229102	13071	Presser Foot, 46 needle hole, in gauges from $\frac{1}{16}$ to $\frac{1}{2}$ in., in steps of $\frac{1}{16}$ inch .....
229103	13071	Presser Foot, 46 needle hole, in gauges $\frac{1}{16}$ , $\frac{3}{16}$ and $\frac{1}{4}$ inch .....
229104	13071	Presser Foot, 46 needle hole, in gauges from $\frac{1}{16}$ to $\frac{1}{2}$ in., in steps of $\frac{1}{16}$ inch .....

No.	Plate	Name
229536	14022	Presser Foot, 46 needle hole, in gauges from $\frac{3}{8}$ to $\frac{1}{2}$ in. in steps of $\frac{1}{16}$ in., for strip work .....
229539	14022	Presser Foot, 46 needle hole, in gauges from $\frac{1}{4}$ to $\frac{1}{2}$ in. in steps of $\frac{1}{8}$ inch .....
229540	14022	Presser Foot, 53 needle hole, in gauges from $\frac{3}{8}$ to $\frac{1}{2}$ in. in steps of $\frac{1}{16}$ inch .....
229573	13071	Presser Foot, 46 needle hole, in gauges from $\frac{3}{8}$ to $\frac{1}{2}$ in. in steps of $\frac{1}{16}$ inch .....
229575	13071	Presser Foot, 46 needle hole, in gauges from $\frac{3}{8}$ to $\frac{1}{2}$ in. in steps of $\frac{1}{16}$ inch .....
202090	15161	Presser Foot Hinge Pin .....
230795	15161	" " " " .....
229130	"	" " Plate, for 229131 .....
229132	"	" " " " 229133 .....
229134	"	" " " " 229135 .....
229171	"	" " " " 229172 .....
229173	"	" " " " 229174 .....
229175	"	" " " " 229176 .....
229201	"	" " " " 229202 .....
229219	"	" " " " 229220 .....
229221	"	" " " " 229222 .....
229223	"	" " " " 229224 .....
229537	"	" " " " 229538 .....
202923	"	" " Shank .....
229131	15164	Presser Foot (hinged) complete, 46 needle hole, in gauges $\frac{1}{4}$ , $\frac{3}{8}$ and $\frac{1}{2}$ in., Nos. 202923, 229130 and 230795 .....
229133	15164	Presser Foot (hinged) complete, 46 needle hole, in gauges $\frac{3}{8}$ , $\frac{1}{2}$ , $\frac{5}{8}$ in., Nos. 202923, 229132 and 230795 .....
229135	15164	Presser Foot (hinged) complete, 46 needle hole, in gauges $\frac{11}{16}$ , $\frac{3}{4}$ , $\frac{7}{8}$ and $\frac{15}{16}$ in., Nos. 202923, 229134 and 230795 .....
229172	15164	Presser Foot (hinged) complete, 38 needle hole, in gauges from $\frac{1}{4}$ to $\frac{3}{8}$ in., in steps of $\frac{1}{16}$ in., Nos. 202923, 229171 and 230795 .....
229174	15164	Presser Foot (hinged) complete, 38 needle hole, in gauges $\frac{11}{16}$ , $\frac{3}{4}$ , $\frac{7}{8}$ and $\frac{15}{16}$ in., Nos. 202923, 229173 and 230795 .....

No.	Plate	Name
229176	15164	Presser Foot (hinged) complete, 38 needle hole, in gauges $\frac{11}{16}$ and $\frac{1}{2}$ in., Nos. 202923, 229175 and 230795 .....
229202	15164	Presser Foot (hinged) complete, 46 needle hole, in gauges $\frac{11}{16}$ and $\frac{1}{2}$ in., Nos. 202923, 229201 and 230795 .....
229220	13090	Presser Foot (hinged) complete, 38 needle hole, in gauges from $\frac{1}{4}$ to $\frac{3}{8}$ in., in steps of $\frac{1}{16}$ in., Nos. 202923, 229219 and 230795 .....
229222	13090	Presser Foot (hinged) complete, 38 needle hole, in gauges $\frac{11}{16}$ , $\frac{3}{4}$ , $\frac{7}{8}$ and $\frac{15}{16}$ in., Nos. 202923, 229221 and 230795, for overall felling ..
229224	13090	Presser Foot (hinged) complete, 38 needle hole, in gauges $\frac{11}{16}$ and $\frac{1}{2}$ in., Nos. 202923, 229223 and 230795, for overall felling .....
229538	14022	Presser Foot (hinged) complete, 46 needle hole, in gauges from $\frac{1}{4}$ to $\frac{1}{2}$ in. in steps of $\frac{1}{8}$ in., Nos. 202090, 202923 and 229537, for strip work .....

## FOR MACHINE No. 46w62

206669	11983	Lifting Presser Foot, 46 needle hole, in gauges $\frac{3}{8}$ and $\frac{1}{2}$ in., for 206670 .....
206708	11983	Lifting Presser Foot, 50 needle hole, in gauges $\frac{3}{8}$ and $\frac{1}{2}$ in., for 206710 .....
206709	11983	Lifting Presser Foot, 46 needle hole, in gauges $\frac{3}{8}$ and $\frac{1}{2}$ in., for 206710 .....
206711	11793	Lifting Presser Foot, 46 needle hole, in gauges $\frac{3}{8}$ and $\frac{11}{16}$ in., for 206713 .....
206712	11983	Lifting Presser Foot, 50 needle hole, in gauges $\frac{3}{8}$ and $\frac{11}{16}$ in., for 206713 .....
206718	15164	Lifting Presser Foot, 46 needle hole, in gauges $\frac{1}{4}$ and $\frac{3}{8}$ in., for 206670 .....
229641	11793	Lifting Presser Foot, 46 needle hole, in gauges $\frac{3}{8}$ , $\frac{1}{2}$ , $\frac{5}{8}$ , $\frac{3}{4}$ and $\frac{7}{8}$ in., for 206671 .....



No.	Plate	Name
229642	11793	Lifting Presser Foot, 46 needle hole, in gauges $\frac{3}{8}$ and $\frac{7}{8}$ in. for 206661 .....
229646	11984	Lifting Presser Foot, 50 needle hole, in gauges $\frac{3}{8}$ , $\frac{5}{8}$ and $\frac{7}{8}$ in. for 206690 .....
229650	11793	Lifting Presser Foot, 46 needle hole, in gauges $\frac{1}{4}$ , $\frac{3}{8}$ , $\frac{5}{8}$ , $\frac{11}{16}$ and $\frac{3}{4}$ in. for 229651 .....
229652	11793	Lifting Presser Foot, 46 needle hole, in gauges $\frac{11}{16}$ , $\frac{3}{4}$ , $\frac{13}{16}$ and $\frac{1}{2}$ in. for 229653 .....
229656	11984	Lifting Presser Foot, 46 needle hole, in gauges $\frac{3}{8}$ , $\frac{1}{2}$ , $\frac{5}{8}$ , $\frac{3}{4}$ and $\frac{7}{8}$ in. for 206671 .....
229657	11984	Lifting Presser Foot, 46 needle hole, in gauges $\frac{3}{8}$ and $\frac{5}{8}$ in. for 206661 .....
229658	11984	Lifting Presser Foot, 46 needle hole, in gauges $\frac{1}{4}$ , $\frac{3}{8}$ , $\frac{5}{8}$ , $\frac{11}{16}$ and $\frac{3}{4}$ in. for 229651 .....
229667	11984	Lifting Presser Foot, 46 needle hole, in gauges $\frac{11}{16}$ , $\frac{3}{4}$ , $\frac{13}{16}$ and $\frac{1}{2}$ in. for 229653 .....
206661	11983	Vibrating Presser Foot, for 229642 and 229657 .....
206713	11983	Vibrating Presser Foot, for 206711 and 206712 .....
229651	11793	Vibrating Presser Foot, for 229650 and 229658 .....
229653	11793	Vibrating Presser Foot, for 229652 and 229667, in gauges $\frac{11}{16}$ , $\frac{3}{4}$ , $\frac{13}{16}$ and $\frac{1}{2}$ inch .....
206670	11983	Vibrating Presser Foot, for 206669 and 206718 .....
206671	11983	Vibrating Presser Foot, for 229641 and 229656 .....
206690	11983	Vibrating Presser Foot, for 229646
206710	11983	" " " " 206708 and 206709 .....

## THROAT PLATES

No.	Plate	Name
238207	15162	Throat Plate, 50 needle hole, for needle sizes 14 and 15, in gauges $\frac{3}{8}$ and $\frac{1}{2}$ in. for 238227 .....
238209	15162	Throat Plate, 46 needle hole, for needle sizes 16 and 18, in gauges $\frac{3}{8}$ and $\frac{1}{2}$ in. for 238229 .....
238211	15162	Throat Plate, 46 needle hole, for needle sizes 16 and 18, in gauges from $\frac{3}{8}$ to $\frac{3}{4}$ in. in steps of $\frac{1}{16}$ in. for 212413, 212437 and 221139 ..
238214	15162	Throat Plate, 46 needle hole, for needle sizes 16 and 18, in gauges from $\frac{1}{4}$ to $\frac{1}{2}$ in. in steps of $\frac{1}{16}$ in. for 212421 and 238230 .....
238220	15162	Throat Plate, 50 needle hole, for needle sizes 14 and 15, in gauges $\frac{3}{8}$ , $\frac{5}{8}$ , $\frac{11}{16}$ and $\frac{3}{4}$ in. for 238231 ..
238221	15162	Throat Plate, 50 needle hole, needles $\frac{1}{8}$ in. apart, for needle sizes 14 and 15, in gauges $\frac{3}{8}$ , $\frac{5}{8}$ and $\frac{11}{16}$ in. for 212402 .....
238223	15162	Throat Plate, 46 needle hole, for needle sizes 16 and 18, in gauges $\frac{3}{8}$ and $\frac{1}{2}$ in. for 238228 .....

## LAP SEAM FELLERS ON SWITCH-UP DEVICE

225337	15165	Lap Seam Feller on Shank, for $\frac{3}{8}$ to $\frac{3}{4}$ in. gauge machines, for M, MH, H, NH or XXH material. Has yielding spring .....
200160B	15161	Lap Seam Feller Screw .....
225689	15161	" " " " " Clamp Washer .....

## Lap Seam Fellers on Switch-up Device

No.	Plate	Name
226203	15165	Lap Seam Feller Switch-up with 226206 .....
225339	15165	Lap Seam Feller Switch-up Bracket with 200355u and 201537u .....
200157b	15161	Lap Seam Feller Switch-up Bracket Screw .....
200268b	15165	Lap Seam Feller Switch-up Hinge Screw .....
201531e	15153	Lap Seam Feller Switch-up Hinge Screw Nut .....
226205	15165	Lap Seam Feller Switch-up Latch
200305b	15165	" " " " " "
		Hinge Screw .....
204389	15165	Lap Seam Feller Switch-up Latch Spring .....
226206	15165	Lap Seam Feller Switch-up Latch Spring Pin .....
200355u	15160	Lap Seam Feller Switch-up Stop Screw .....
201537u	15161	Lap Seam Feller Switch-up Stop Screw Check Nut .....
225340	15165	Lap Seam Feller Switch-up Bracket complete, Nos. 200268b, 200305b, 201531e, 204389, 225339, 225689, 226203, 226205 and two 200160b ..
225338	- -	Lap Seam Feller on Switch-up Bracket complete, Nos. 225337, 225340 and two 200157b .....

**MISCELLANEOUS PARTS**

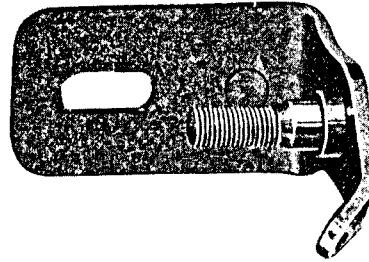
Used in conjunction with Thread Unwinder

225377	14083	Spool Wire (for small spools) .....
60913	14083	" Weight with 60914 .....
60914	-	" " Center Pin .....
27739	-	Thread Cone (wood) .....

**NUMERICAL LIST OF PARTS  
FOR  
MACHINES  
Nos. 46w61 and 46w62**

PLATE 10881—FULL SIZE

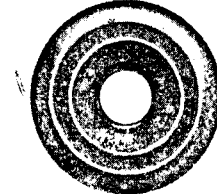
225461




200082 202104



2102



225462



202407



201499



201572



ILLUSTRATIONS OF PARTS

MACHINES

No. 4484 and 4485

225461	Bracket	225462	Bracket
200082	Bolt	202104	Washer
2102	Washer	202407	Spring
201499	Bolt	201572	Washer

PLATE 10884—FULL SIZE

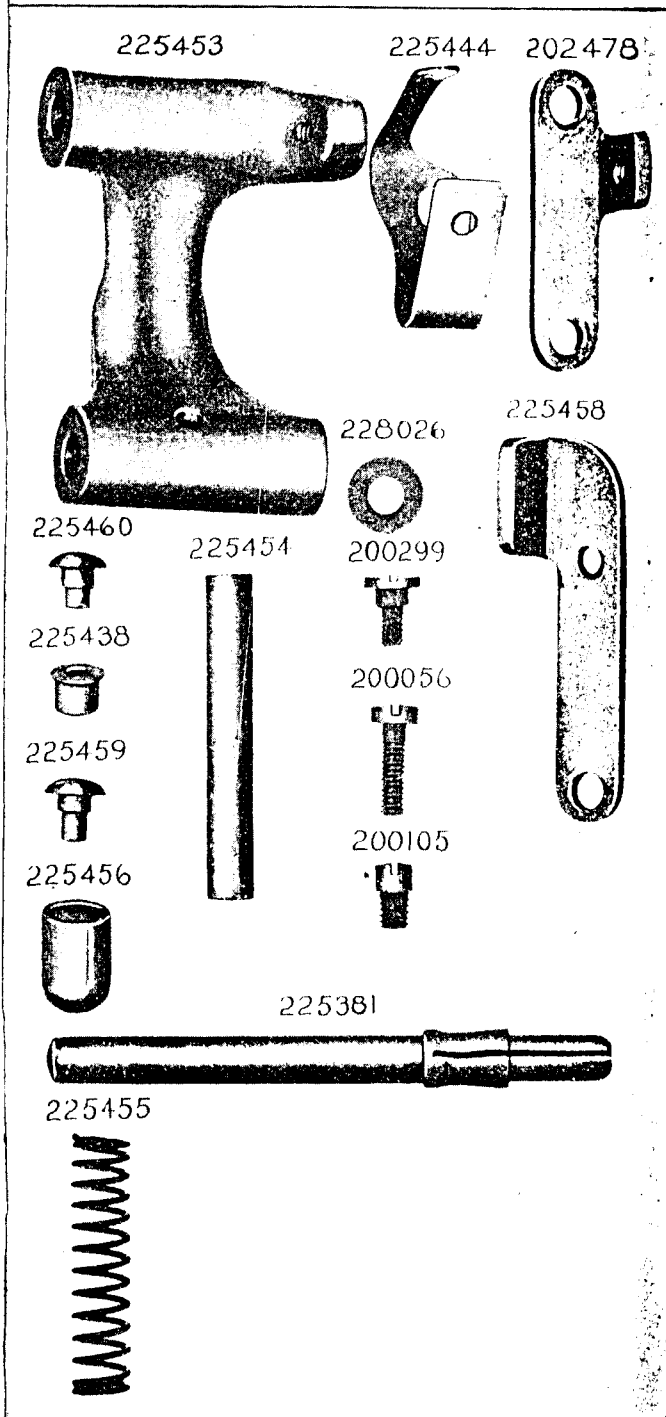


PLATE 10885—ONE-FOURTH SIZE

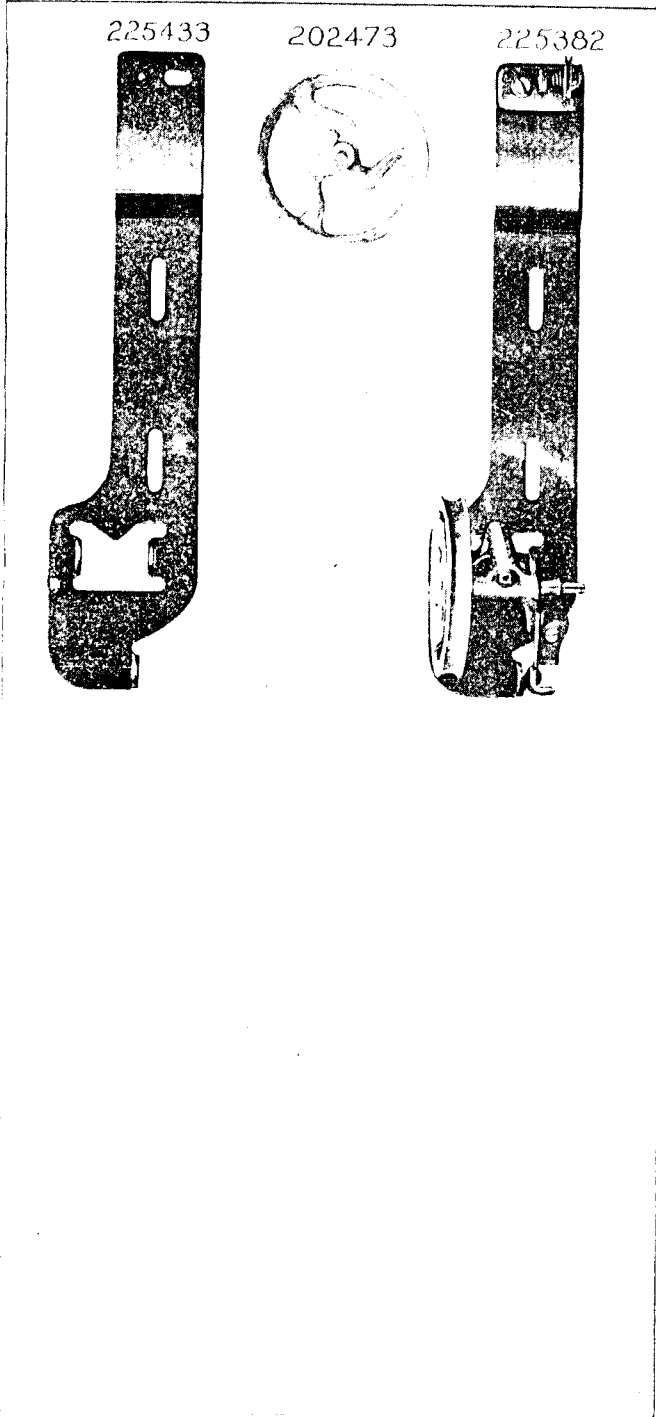


PLATE 11156 - ONE-FOURTH SIZE

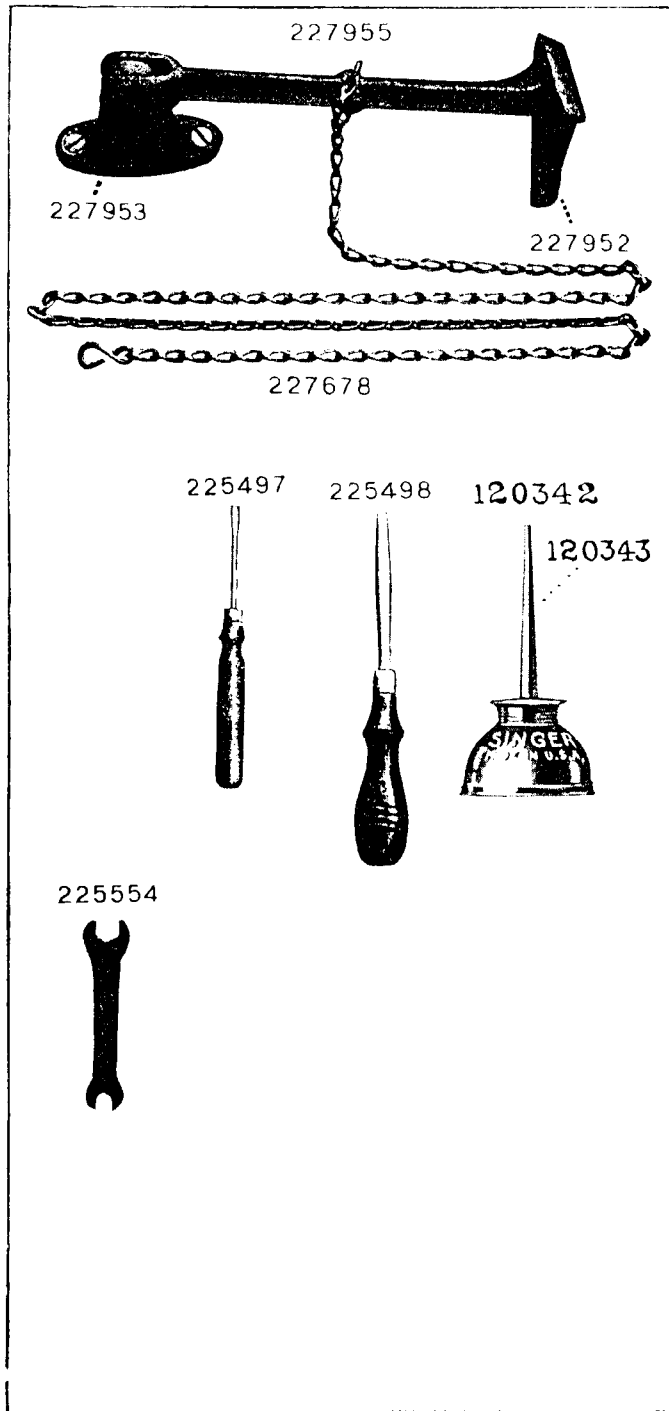


PLATE 11793 - FULL SIZE

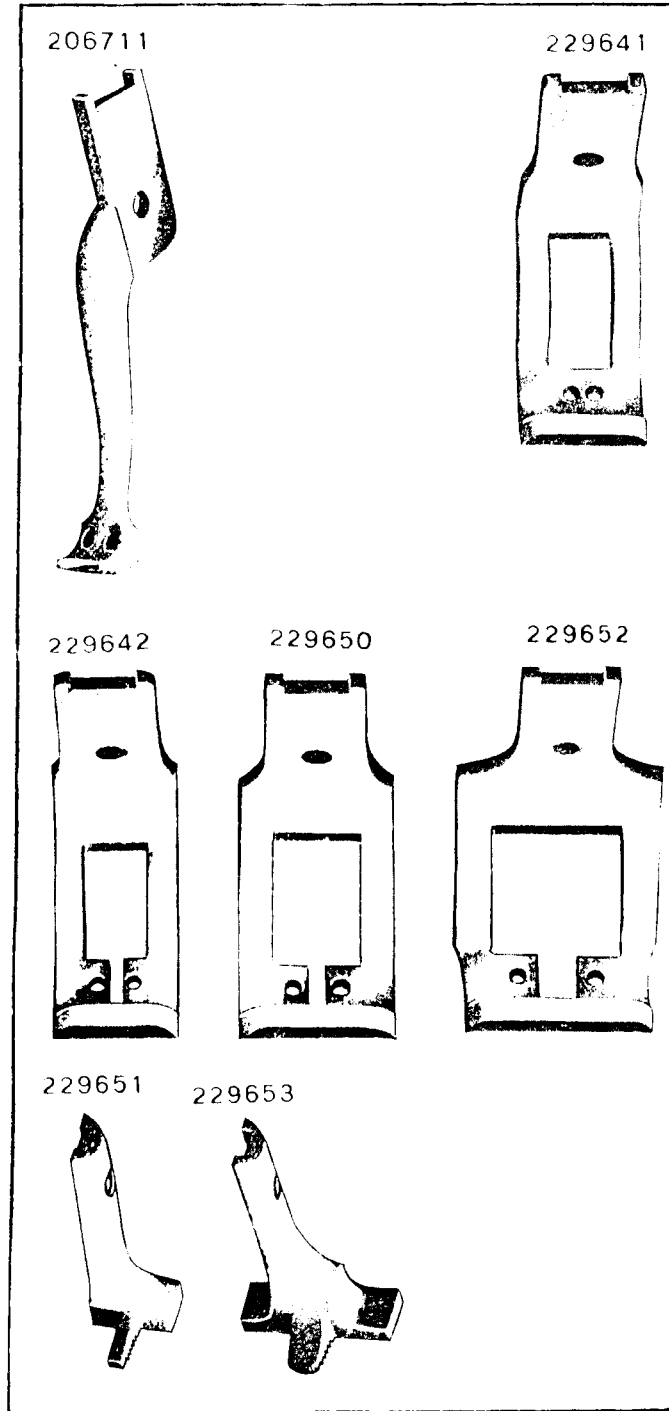


PLATE 11983 -FULL SIZE

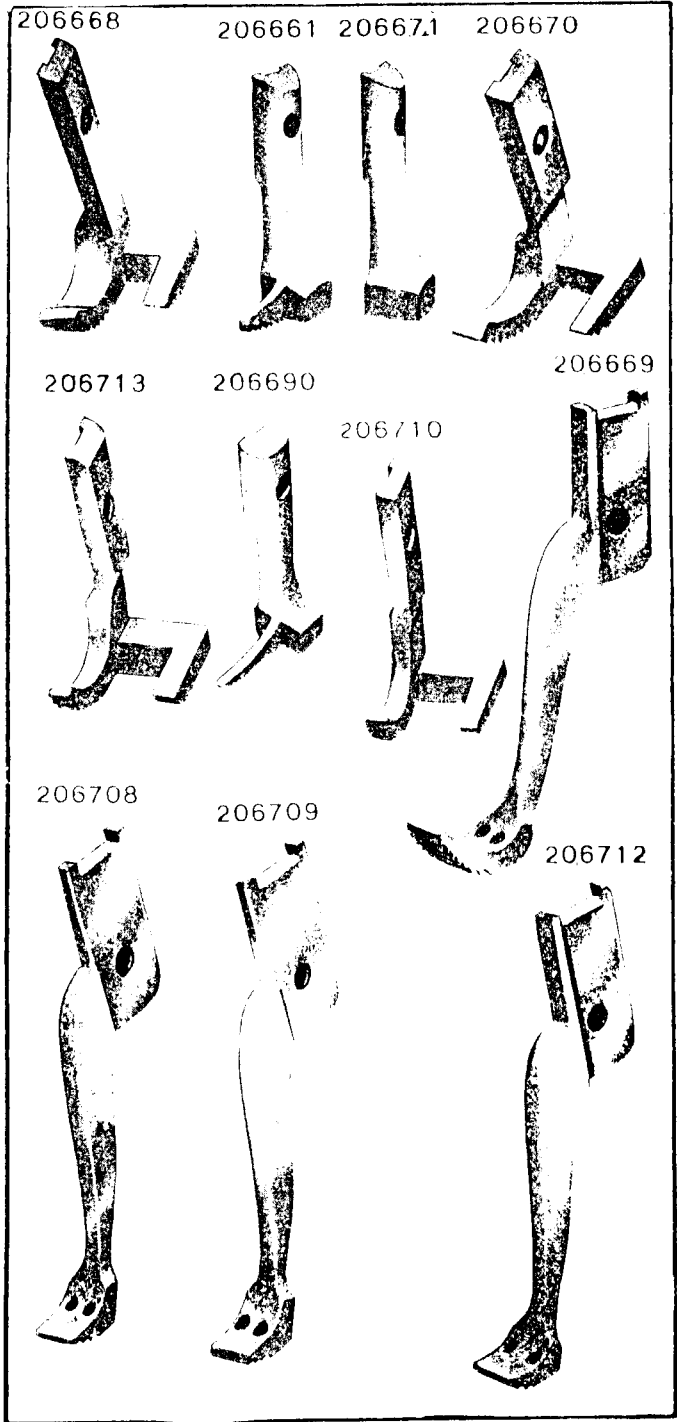


PLATE 11984 -FULL SIZE

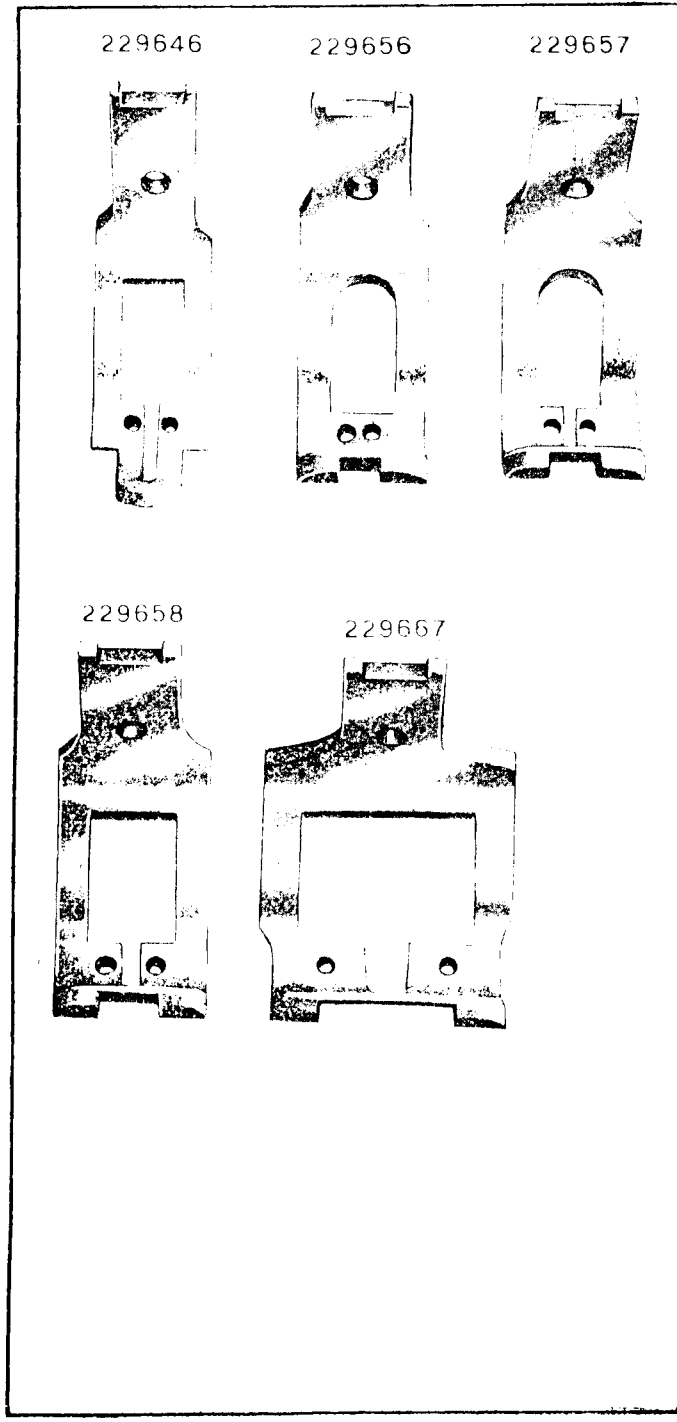


PLATE 13071—FULL SIZE

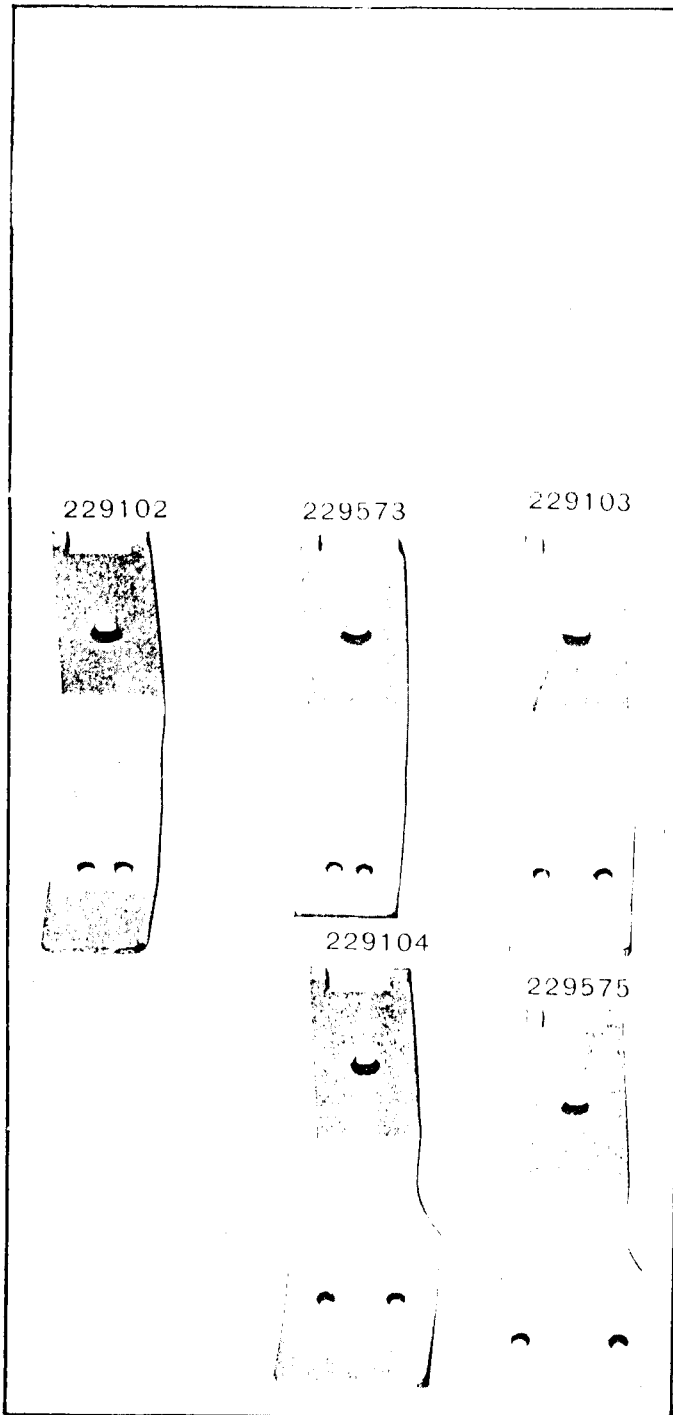


PLATE 13090—FULL SIZE

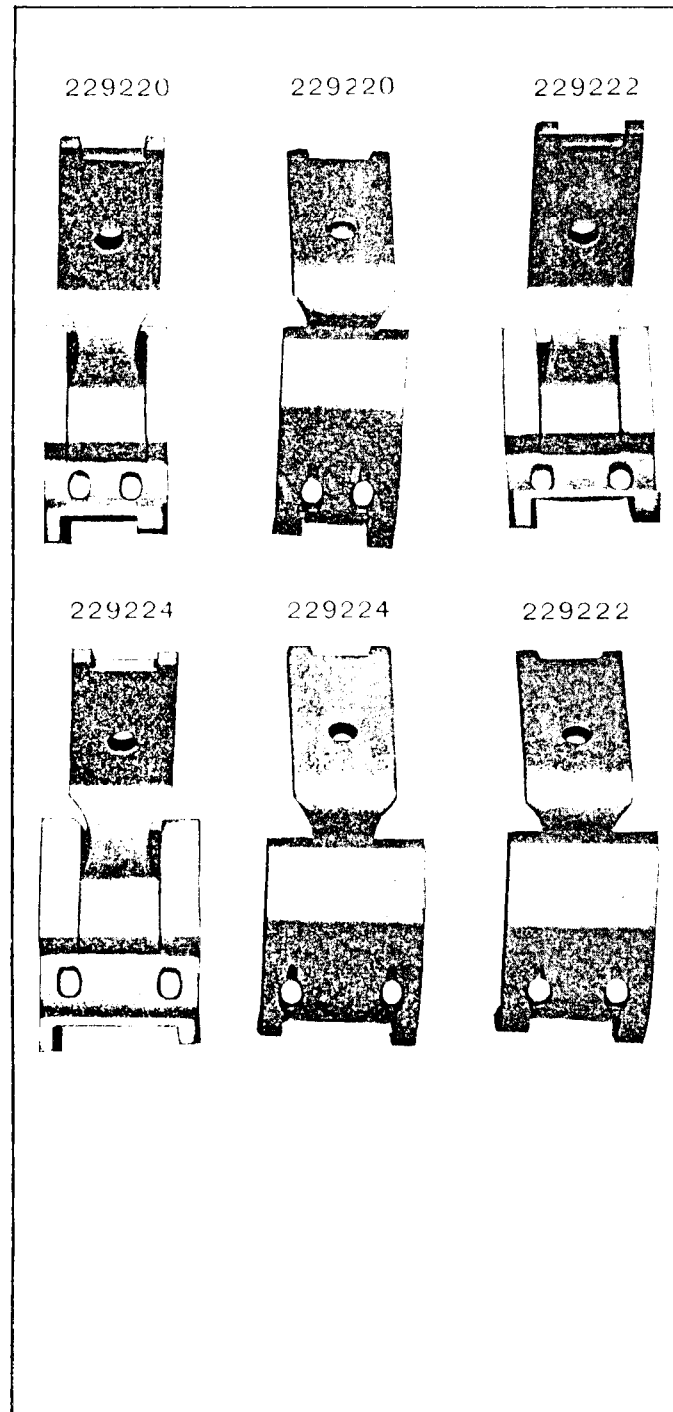



PLATE 14022—FULL SIZE

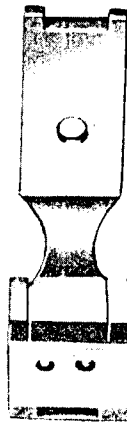
229308  
229536



229308  
229536




229538  
229610



229540



229539



229538  
229610

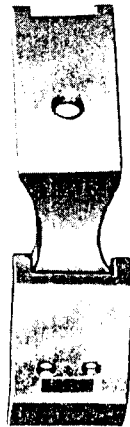


PLATE 14083—ONE-SIXTH SIZE

225377



60913



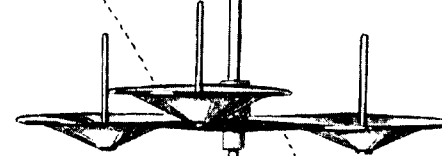
225397



225324

225388

225323



225325

202490





PLATE 15126—FULL SIZE

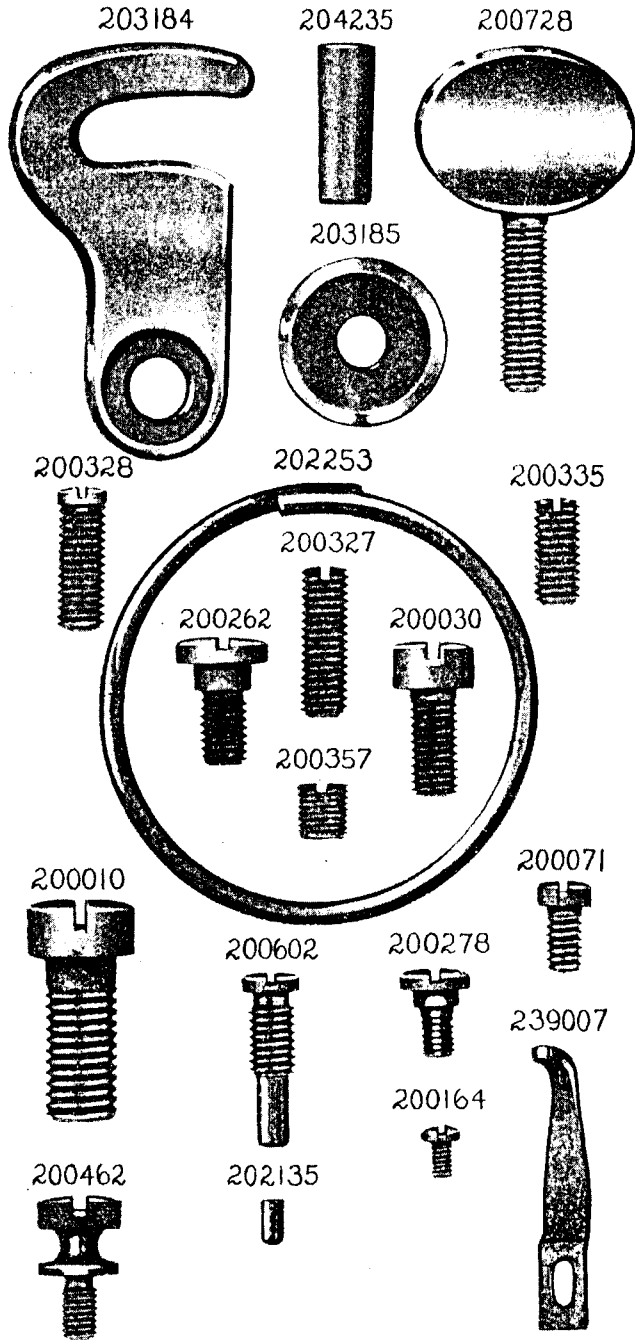


PLATE 15151—ONE-HALF SIZE

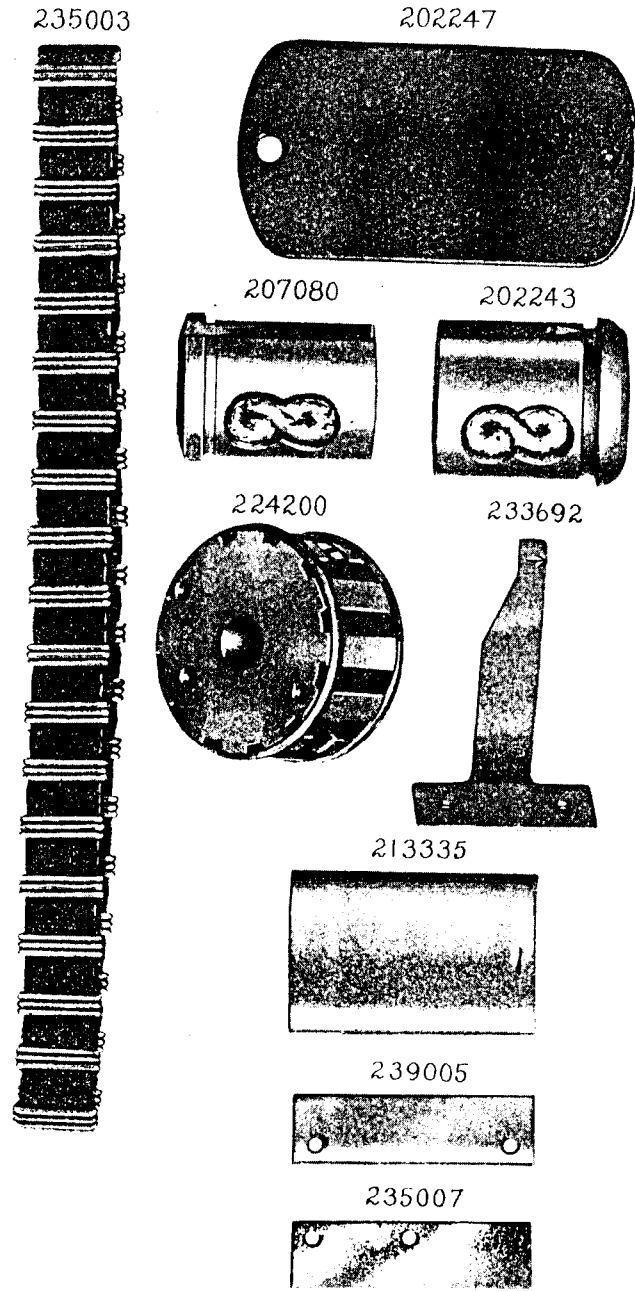


PLATE 15152—ONE-FOURTH SIZE

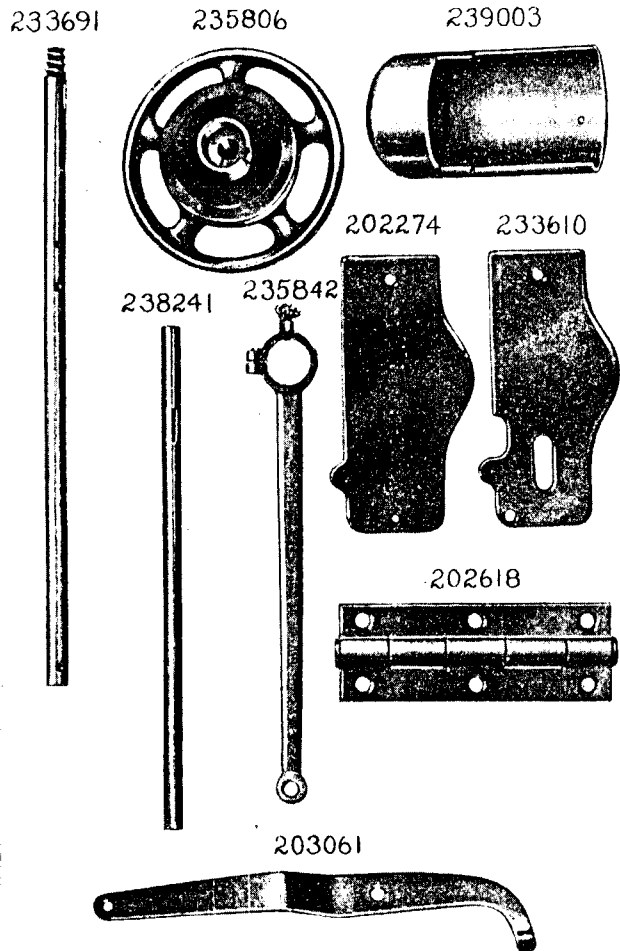


PLATE 15153—FULL SIZE

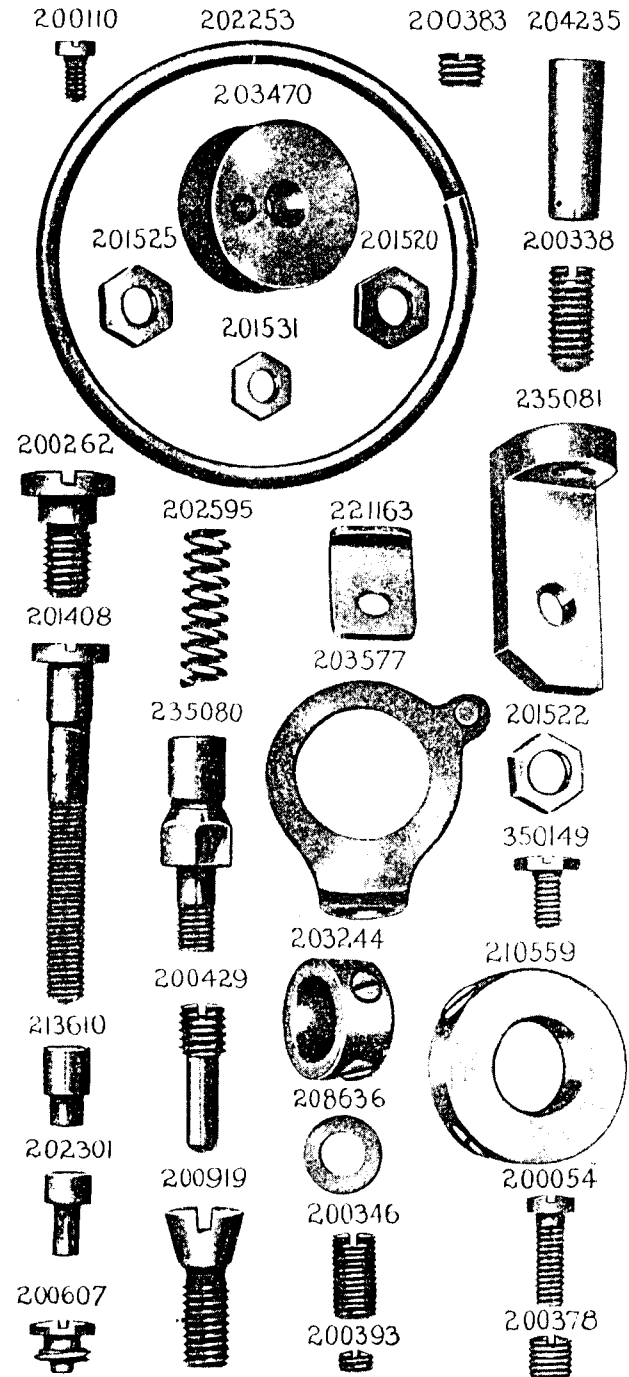


PLATE 15154—ONE-HALF SIZE

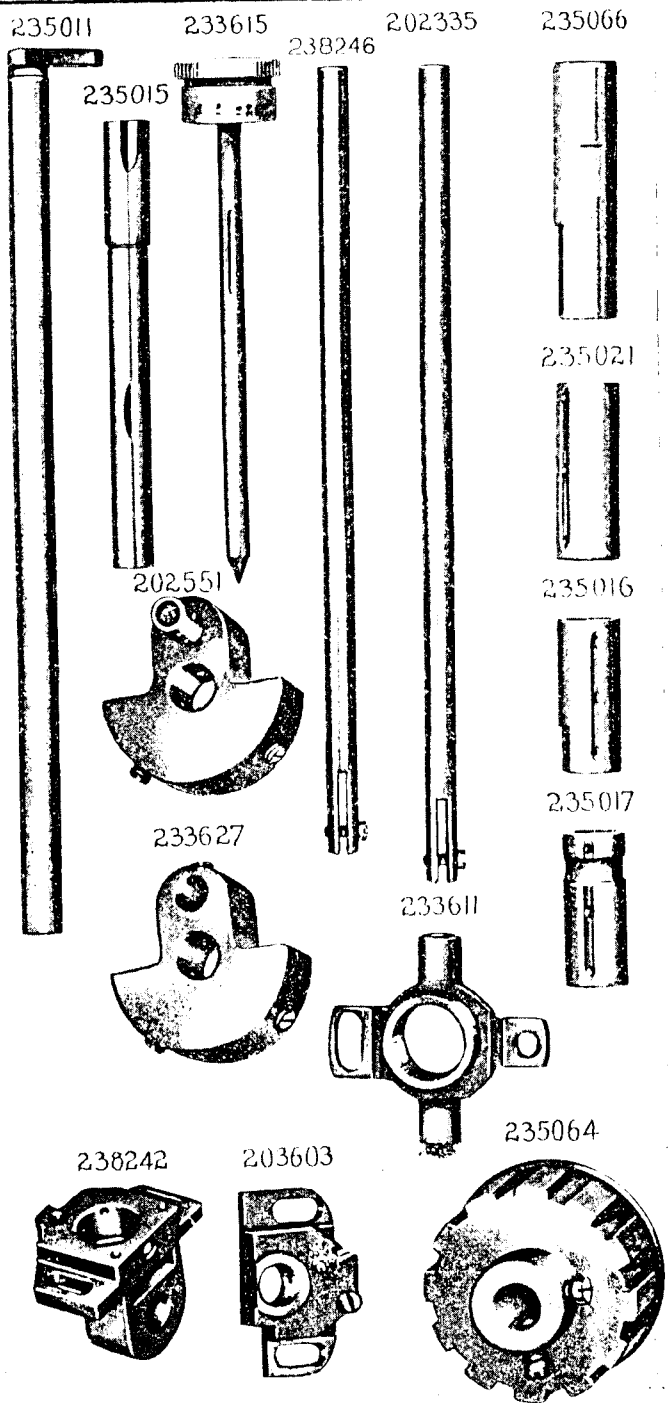


PLATE 15155—FULL SIZE

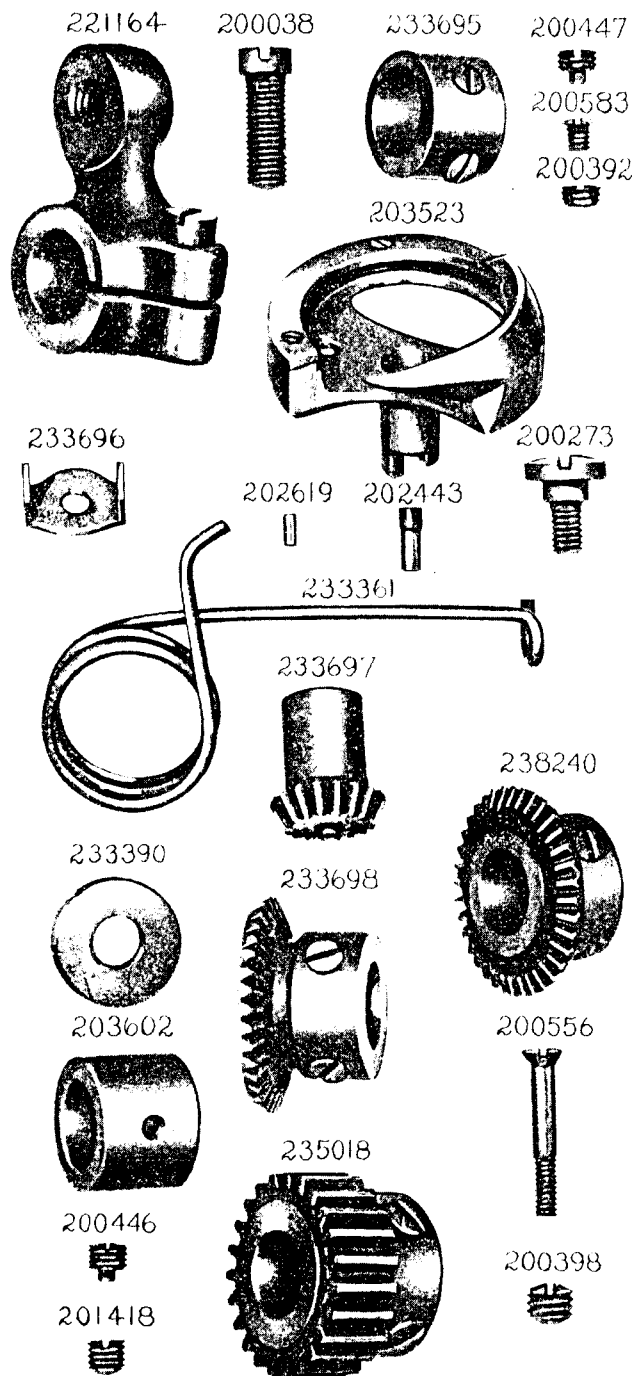


PLATE 15156—FULL SIZE

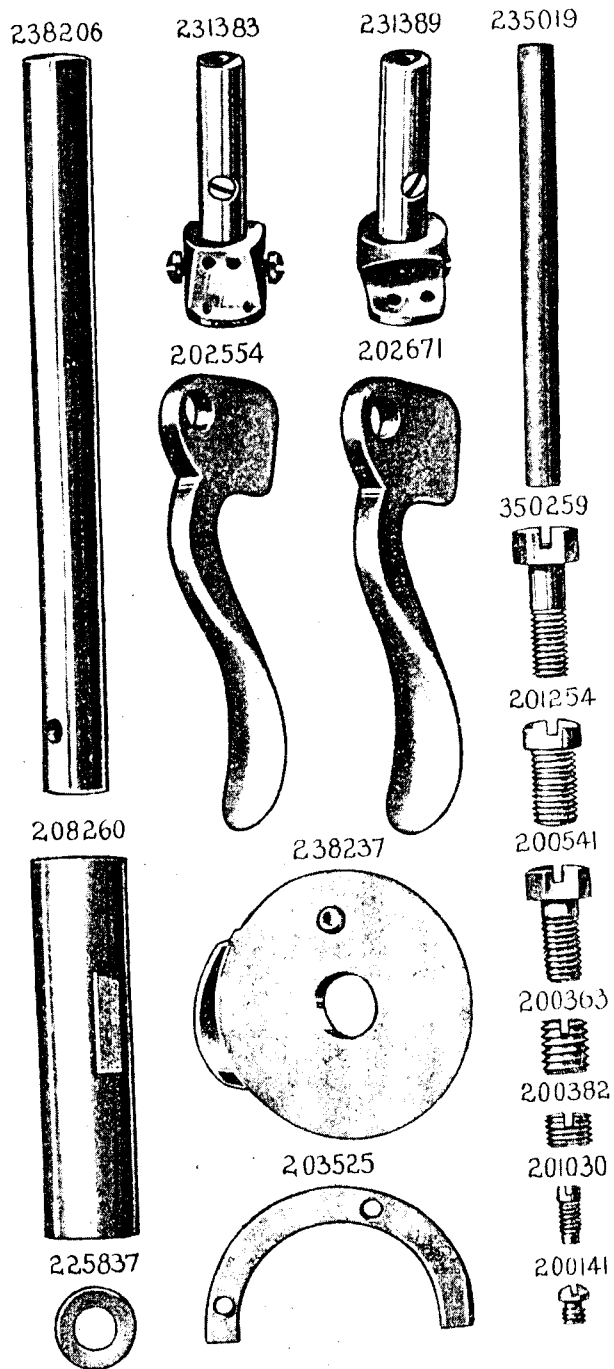


PLATE 15157—FULL SIZE

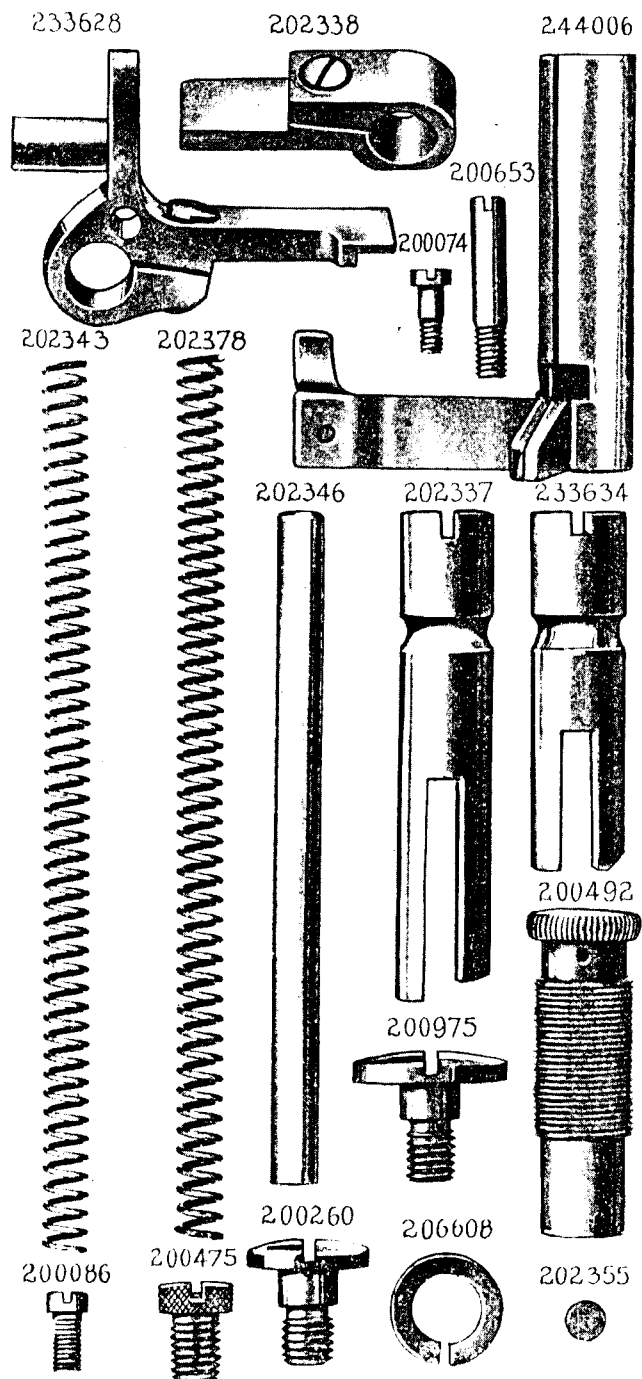


PLATE 15158—FULL SIZE

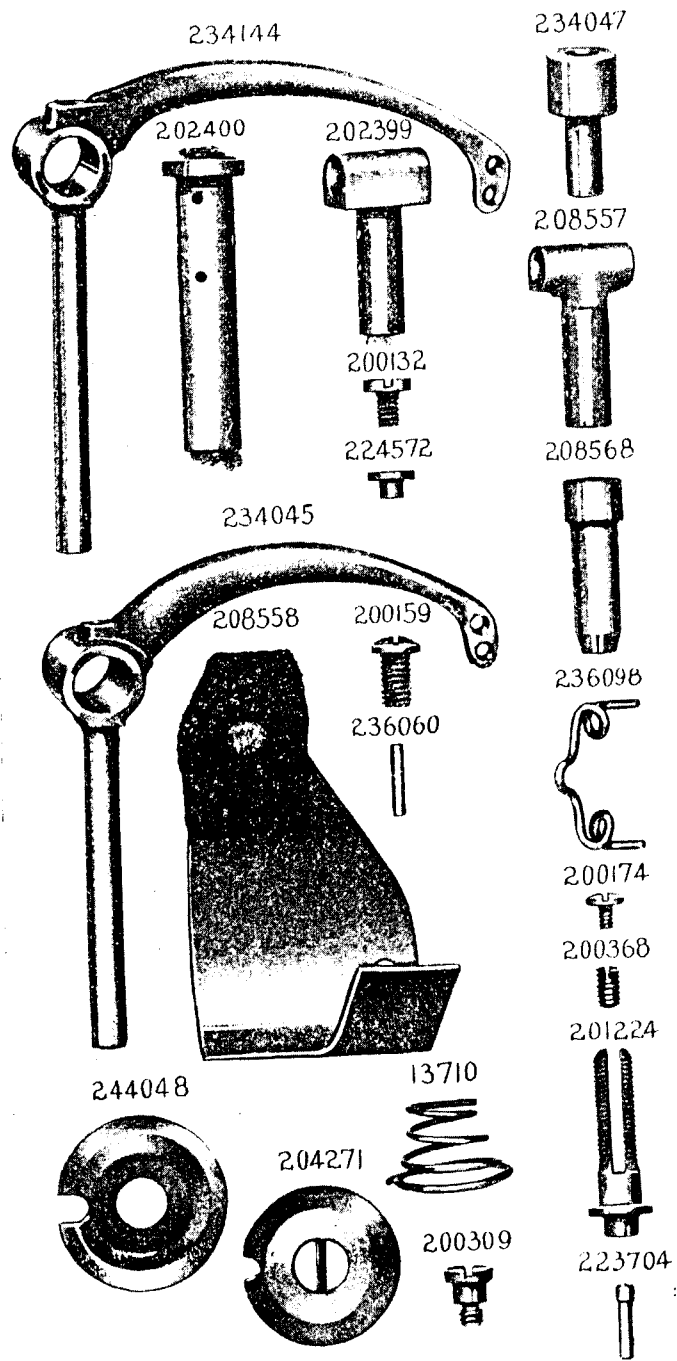


PLATE 15159—FULL SIZE

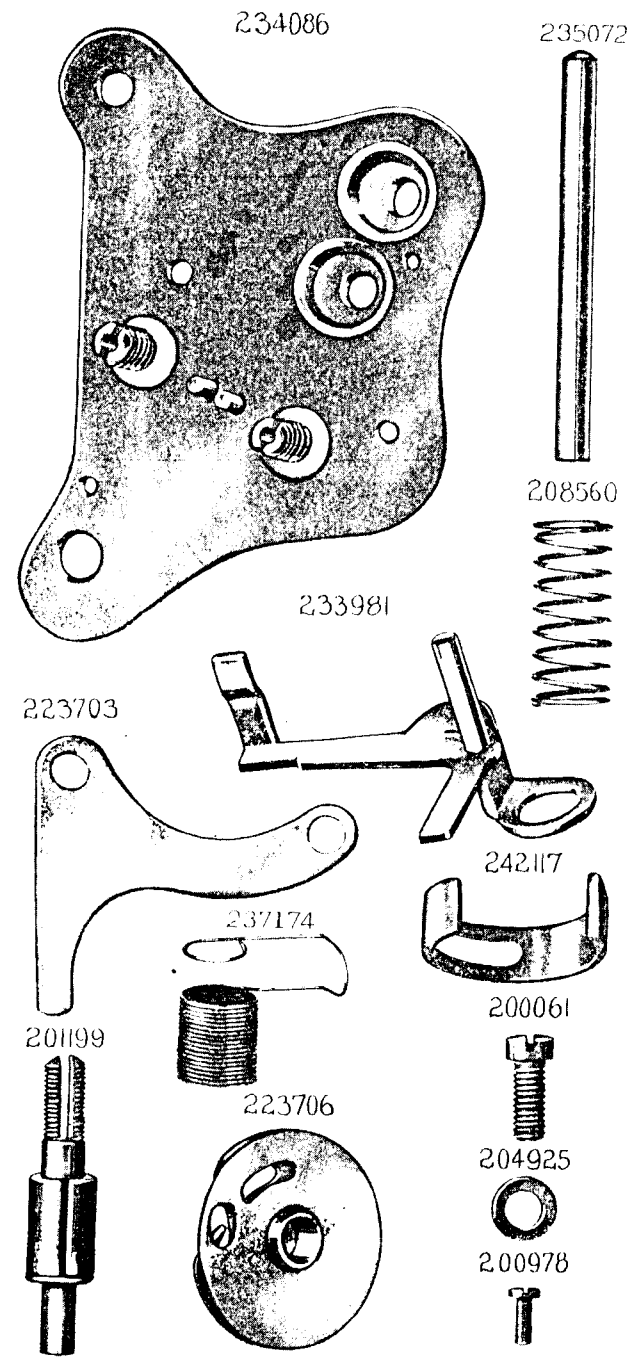


PLATE 15160—FULL SIZE

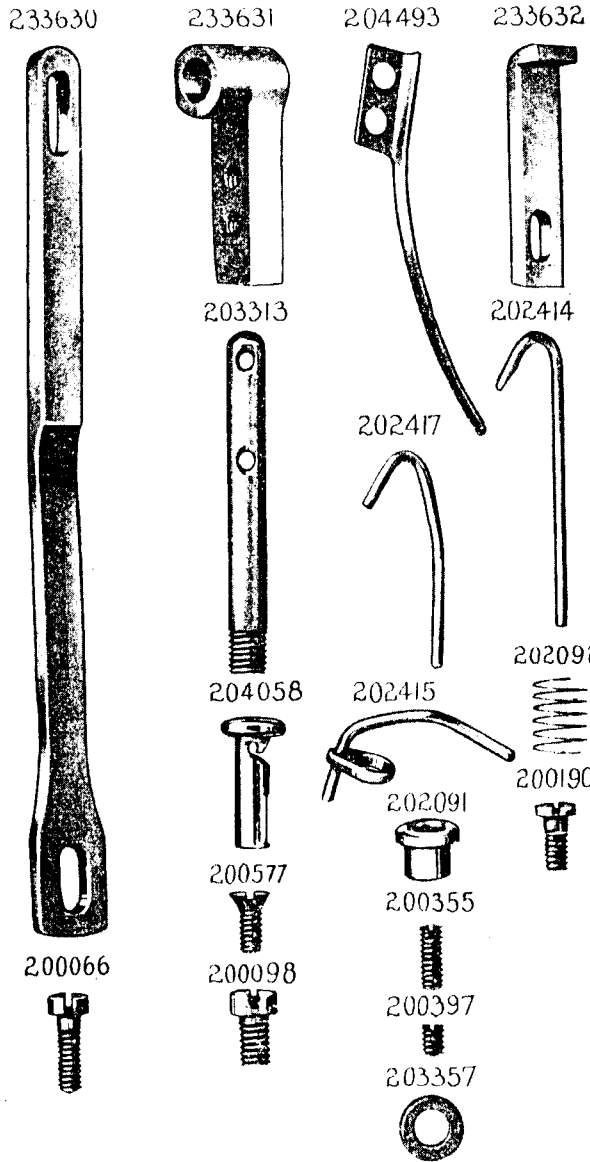


PLATE 15161—FULL SIZE

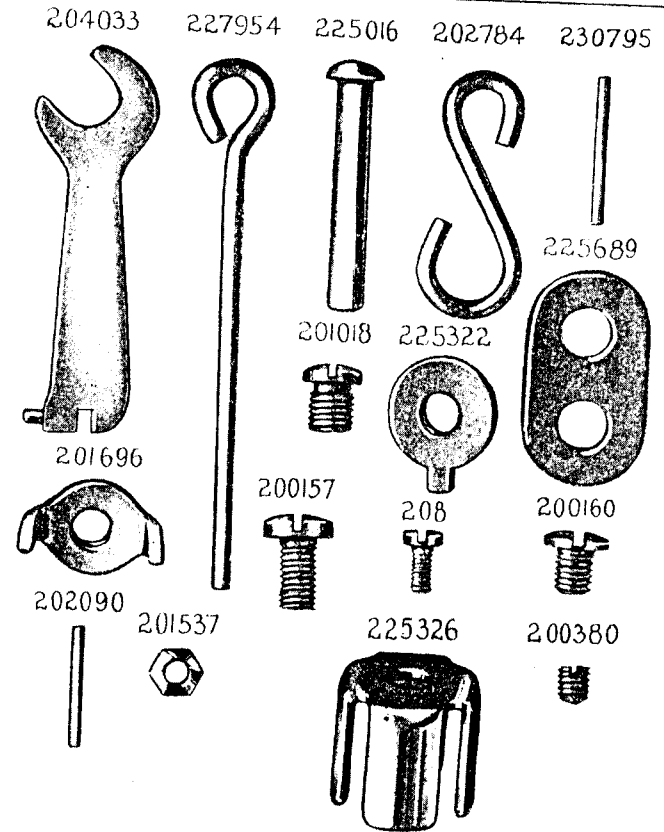




PLATE 15162—FULL SIZE


238207



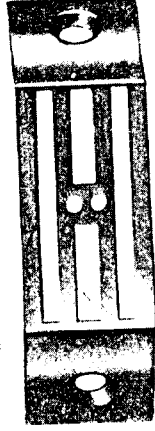
238209




238221



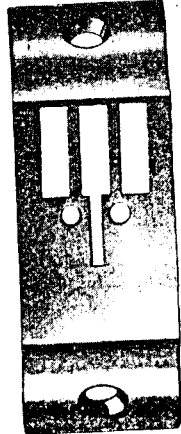
238223



238214



238211

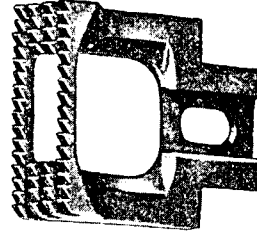


238220




PLATE 15163—FULL SIZE


212402



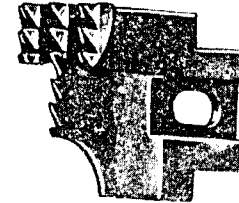
212413



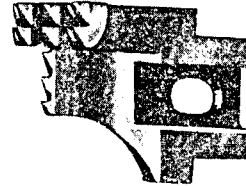
212421




212437




221139



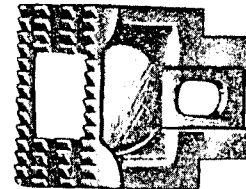
238227




238228



238229



238230



238231

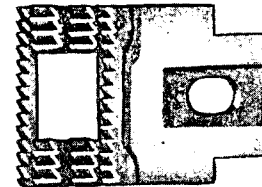




PLATE 15164—FULL SIZE


229172



229174



229176



206718



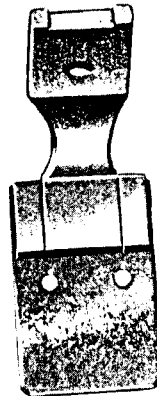
229133



229131



229135



229202

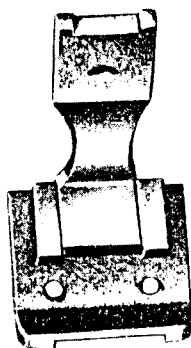
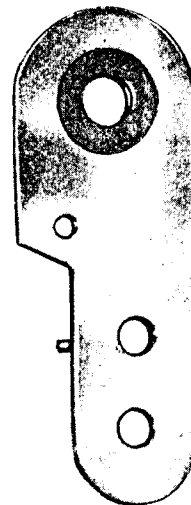


PLATE 15165—FULL SIZE

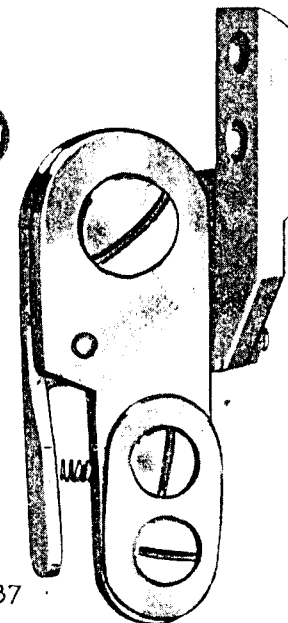
226203



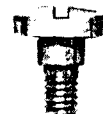
226205



225340



200268



225337

200305



204389



226206



225339

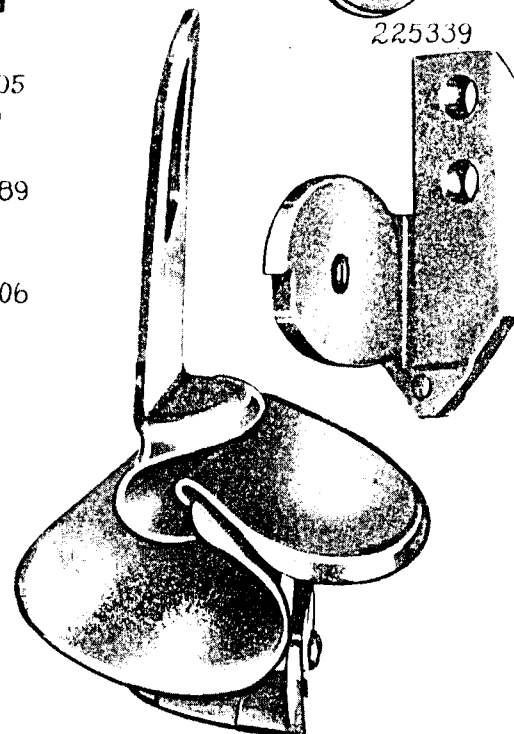




PLATE 15166—FULL SIZE

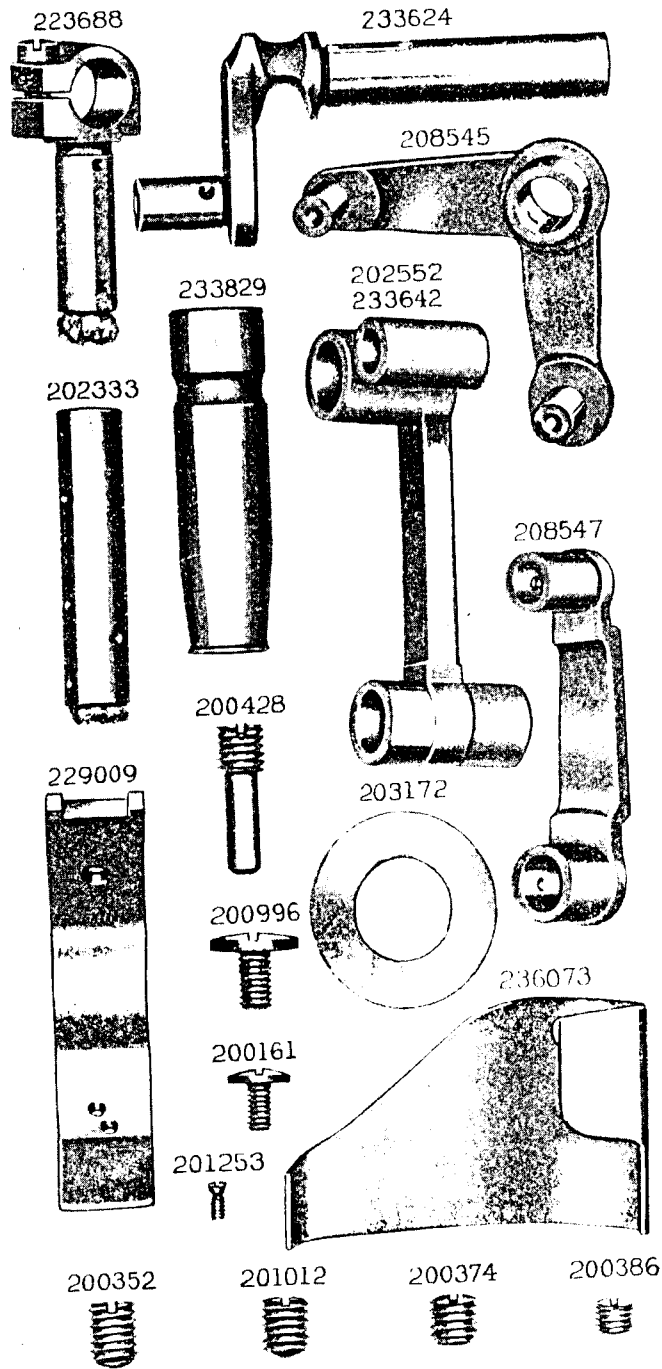


PLATE 15189—FULL SIZE

