

SINGER
400W26

Form 2816w

(448)

Printed in U. S. A.

LIST OF PARTS



MACHINE No. 400w26

* X REG. U. S. PAT. OFF. BY

THE SINGER MANUFACTURING COMPANY

INSTRUCTIONS FOR OILING

To ensure easy running and prevent unnecessary wear of the parts which are in movable contact, the machine requires oiling and when in continuous use, "TYPE A" or "TYPE C" OIL, sold only by Singer Sewing Machine Company, should be applied at least twice each day to all oil holes marked "OIL", as instructed in Form 2966w.

INDEX

	PAGE
ACCESSORIES	14
BELT GUARD	16
BOBBIN WINDERS	14 & 16
FOOT LIFTER	15
MACHINE NO. 400w26	5
MISCELLANEOUS PARTS	17
NUMERICAL LIST OF PARTS	19
TREADLES COMPLETE	15
THREAD UNWINDER	18
WOOD BASE	18

INSTRUCTIONS FOR ORDERING

In ordering from this list, use **ONLY** the **PART** number in the **FIRST** column.

The number stamped on a Sewing Machine Part is the number of the **Single Part** only, except when the part includes Set Screws, Clamping Screws, Studs and Rollers Spun on, Small Wires riveted, or Parts soldered together, etc., which it is necessary to furnish in combination.

Every combination of parts sent out has its specific number which, although not stamped on Parts (except in above case), must be used when ordering the combination.

Each number always indicates the **SAME PART** in whatever list it appears, or for whatever Machine.

The letters after some of the numbers indicate the style of finish only, as follows:

- A. Hardened, Polished, Nickel Plated and Buffed.
- B. Polished, Nickel Plated and Buffed.
- C. Hardened only.
- D. Polished only.
- E. Soft, not polished.
- F. Hardened and Polished.
- H. Blued.
- J. Nickel Plated only.
- R. Merlized.
- X. Black Oxide, for Iron and Steel.
- XC. Hardened and Black Oxide, for Iron or Steel.
- Y. Black Nickel Plated only.

These letters **MUST BE USED** when they appear in the list and **AFTER** the number, as in the list.

In this series

1 to 1500, 200001 to 201500 and 350001 to 351500 are Screw Numbers.
1501 to 1800, 201501 to 201800 and 351501 to 351800 are Nut Numbers.
1801 to 2000, 201801 to 202000 and 351801 to 352000 are Roller Numbers.
2001 to 50000 and 202001 to 350000 are Numbers of Machine Parts.


The figures in the second column refer only to the plate in which the illustration of the part is shown and are **NOT TO BE USED** in ordering.

Two or more numbers over a cut indicate that the difference between such parts is not visible in an illustration.

Parts marked with an asterisk (*) are furnished only when repairs are made at the factory.

LIST OF PARTS COMPLETE

FOR



MACHINE No. 400w26

HIGH SPEED

DOUBLE ROTARY DISC TAKE-UP

SINGLE NEEDLE. LOCK STITCH. DROP FEED.

MAXIMUM STITCH 5 1/2 TO THE INCH.

PRESSER BAR LIFT 3/16 INCH.

HAS INTERMITTENT RUFFLER OPERATED BY PRESSURE

ON A FOOT TREADLE

FOR RUFFING SHIRT YOKES

No.	Plate	Name
*270331	-----	Arm
270332	18408	" Cover Plate (back)
200041X	18408	" " " Screw (2)
204235	18408	" Position Pin (2)
200004E	18408	" Screw (3)
202005	18408	" " Washer
*270392	18409	" Shaft
270394	18409	" " 270392 with 200333C, 200378C, 270005 and 270099
270004	18409	Arm Shaft Ball Bearing (back)
270005	18409	" " " " (front)
270926	18409	" " Connection Belt (reinforced neoprene)
270168	18409	Arm Shaft Connection Belt Pulley and Rotary Take-up Driving Pulley with 200363AL, 350492C and three 214208

No.	Plate	Name
350492C	18409	Arm Shaft Connection Belt Pulley Position Screw
200363AL	18409	Arm Shaft Connection Belt Pulley Set Screw
214206	18409	Arm Shaft Connection Belt Pulley Spring Flange
270189	18409	Balance Wheel (aluminum alloy casting) for 5/16" round belt, (diam. of belt groove 1-13/16 in.) (rim diam. 4 in.) with 201346C and 350107C
270190	18409	Balance Wheel 270189 with 270004
270187	18409	" " (aluminum alloy casting) for "v" belt (outside diam. of belt groove 2.9 in.) (rim diam. 4 in.) with 201346C and 350107C
270188	18409	Balance Wheel 270187 with 270004
Note: Balance Wheel 270188 is furnished with this machine unless otherwise specified on order.		
350107C	18409	Balance Wheel Position Screw
201346C	18409	" " Set Screw
*270333	----	Bed
270009	18408	" Slide
270388	18411	Edge Folder, for shirt yoke
201183D	18411	" " Screw
270389	18411	" Guide, for shirt body
200165H	18411	" " " " " Screw
270390	18411	" " " " yoke
200165H	18411	" " " " " Screw
270337	18411	" " and Edge Folder Bracket
270391	18411	" " " " " "
270337 with 201183D, 270385, 270388 to 270390, two each 200165H and 200178D		
200122H	18411	Edge Guide and Edge Folder Bracket Screw (2)
270144	18377	Face Plate
350503H	18377	" " Screw (5)
143185	18363	Feed Bar Body with two each 1607C and 51220AL
51220AL	18363	Feed Bar Body Adjusting Screw
1607C	18363	" " " " " Lock Nut
704C	18363	" " " Screw
270012	18363	" " Center (2)
200394C	18363	" " Set Screw
143186	18363	" " Shank
143187	18363	Feed Bar (tilting, adjustable) complete, Nos. 704C, 143185 and 143186
235706	18363	Feed Bar Oiling Wick
270138	18363	" " " " Holder
270139	18363	" " " " " 270138
with 235706		
52266	18363	Feed Bar Slide Block
52267	18363	" " " " 52266 with 125060
*125060	18363	" " " Stud
270339	18411	" Dog, 11 teeth (15 teeth to the inch)
50117E	18411	Feed Dog Screw (2)
270013	18363	" Driving Connection

No.	Plate	Name
270014	18363	Feed Driving Connection 270013 with 270016
270015	18363	Feed Driving Connection Crank with 200040E
200040E	18363	Feed Driving Connection Crank Pinch Screw
200545C	18363	Feed Driving Connection Hinge Screw
201522E	18363	" " " " " Nut
270016	18363	" " " Needle Bearing
270017	18410	" " Eccentric
270159	18410	" " " Adjusting Disc
270137	18410	" " " " "
Spring		
270111	18410	Feed Driving Eccentric Adjusting Disc Spring Collar with 201220C
201220C	18410	Feed Driving Eccentric Adjusting Disc Spring Collar Position Screw
240231	18410	Feed Driving Eccentric Friction GIB
200369C	18410	" " " " "
Adjusting Screw		
350101C	18410	Feed Driving Eccentric Friction GIB Adjusting Screw Set Screw
270020	18410	Feed Driving Flange with 200333C, 200346C, two each 200369C and 350101C
200333C	18410	Feed Driving Flange Position Screw
200346C	18410	" " " Set Screw
270021	18363	" " Rock Shaft with two 200394C
270022	18363	Feed Driving Rock Shaft Center (2)
350277C	18363	" " " " " Set Screw (2)
270013	18363	Feed Lifting Connection
270014	18363	" " " 270013 with 270016
270015	18363	Feed Lifting Connection Crank with 200040E
200040E	18363	Feed Lifting Connection Crank Pinch Screw
200545C	18363	Feed Lifting Connection Hinge Screw
201522E	18363	" " " " " Nut
270016	18363	" " " Needle Bearing
271102	18410	" " Eccentric with 200382C and 201220C
201220C	18410	Feed Lifting Eccentric Position Screw
200382C	18410	" " " Set Screw
270024	18363	" " Rock Shaft with 52267
270022	18363	" " " Center (2)
350277C	18363	" " " " " Set Screw (2)
Feed Regulating Stud		
270140	18410	" " " Retaining Spring
240245	18410	" " " Spring
270026	18410	" " " Spring
270045	18405	Foot Lifter Lifting Link
270285	18408	" " " " Connection
200427C	18408	" " " " " Set Screw

No.	Plate	Name
200293C	18405	Foot Lifter Lifting Link Hinge Screw
270094	18408	" " " Rod
270048	18408	" " " Connection
200434C	18408	" " " " Set Screw
270049	18408	Foot Lifter Rock Shaft with 200427C and 200434C
270133	18405	Needle Bar with 350445F
270124	18405	" " Bushing (lower)
270261	18405	" " " (upper)
350489AL	18405	" " " Set Screw
270053	18405	" " Connecting Link
270054	18405	" " " 270053 with 270043
270055	18405	Needle Bar Connecting Link Guide Block
200054E	18405	Needle Bar Connecting Link Guide Block Screw (2)
270143	18405	Needle Bar Connecting Link Hinge Stud with 222598 and 270161
222598	18405	Needle Bar Connecting Link Hinge Stud Oil Packing (wick)
200374C	18409	Needle Bar Connecting Link Hinge Stud Set Screw
270043	18405	Needle Bar Connecting Link Needle Bearing
270100	18405	Needle Bar Connecting Link Thrust Washer
270057	18405	Needle Bar Connecting Stud with 200086C and 202330
202330	18405	Needle Bar Connecting Stud Oil Packing (wick)
200086C	18405	Needle Bar Connecting Stud Pinch Screw
*270099	18409	" " Crank with two 200374C
200333C	18409	" " " Position Screw
200378C	18409	" " " " Check Screw
270058	18405	Needle Bar Oiling Felt
350445F	18405	" Set Screw
270059	18405	Presser Bar with 176X
270060	18405	" " Bushing
270061	18405	" " Lifter
350442C	18405	" " " Hinge Screw
270062	18405	" " Lifting Releasing Lever Bracket
270095	18405	Presser Bar Lifting Releasing Lever Bracket Spring
270063	18405	Presser Bar Position Guide with 200196E and 350411C
350411C	18405	Presser Bar Position Guide Pinch Screw
270064	18408	" " Spring
350435C	18408	" " " Screw (pressure regulating)
270341	18408	Presser Bar Spring Stud
270395	18411	" Foot
270396	18411	" " Thread Cutter
200178D	18411	" " " " Screw

No.	Plate	Name
270397	18411	Presser Foot Yielding Plate
200609F	18411	" " " " Screw
270344	18411	" " " " Spring
270398	18411	Presser Foot, 46 needle hole, complete, Nos. 200178D, 200609F, 270344 and 270395 to 270397
	176X	18405 Presser Foot Screw
270927	18377	Rotary Take-up (large)
270161	18405	" " " Position Pin
	401D	18377 " " " Screw (2)
271032	18377	" " " Thread Guide
270906	18378	" " (small) with 270147 and 350418C
270068	18378	Rotary Take-up (small) Driving Shaft
270032	18378	" " " " " "
		Ball Bearing (2)
270069	18378	Rotary Take-up (small) Driving Shaft Connection Belt
270072	18378	Rotary Take-up (small) Driving Shaft Pulley with two 200382C
200382C	18378	Rotary Take-up (small) Driving Shaft Pulley Set Screw
350418C	18378	Rotary Take-up (small) Set Screw
270147	18378	" " " Thread Cast-off Pin
270148	18377	Rotary Take-up Guard
350503H	18377	" " " Screw (3)
270868	18379	Rotating Hook with 143301 and two 1253AL
270869	18379	Rotating Hook 270868 with 270874XC and four 1053E
270870	18379	Rotating Hook 270869 with 270872, 270876 and three 1367E
270871	18379	Rotating Hook 270870 with 52237
270010	18379	" " Bobbin
52235	18379	" " " Case
52236	18379	" " " " 52235 with 591F, 1380E and 40394
40393	18379	Rotating Hook Bobbin Case Hinge, Nos. 2974, 40392 and 125320
270872	18379	Rotating Hook Bobbin Case Holder (chromium plated)
52018	18379	Rotating Hook Bobbin Case Holder Position Bracket
200077D	18379	Rotating Hook Bobbin Case Holder Position Bracket Screw
40392	18379	Rotating Hook Bobbin Case Latch
125320	18379	" " " " " " Lever
2974	18379	" " " " " " "
		Fulcrum Pin
2975	18379	Rotating Hook Bobbin Case Latch Spring
592E	18379	" " " " " " Stop Screw
40394	18379	Rotating Hook Bobbin Case Tension Spring
591F	18379	Rotating Hook Bobbin Case Tension Spring Regulating Screw

No.	Plate	Name
1380E	18379	Rotating Hook Bobbin Case Tension Spring Screw
52237	18379	Rotating Hook Bobbin Case complete, Nos.592E,2975,40393 and 52236
270873	18379	Rotating Hook Bobbin Case 52237 with 270872
270031	18410	Rotating Hook Driving Shaft
270032	18410	" " " " Ball Bearing
270033	18410	Rotating Hook Driving Shaft Bushing with 222598
222598	18410	Rotating Hook Driving Shaft Bushing Oil Packing (wick)
200362C	18410	Rotating Hook Driving Shaft Bushing Set Screw
270169	18410	Rotating Hook Driving Shaft Connection Belt Pulley with 214206 and two 200070C
200070C	18410	Rotating Hook Driving Shaft Connection Belt Pulley Set Screw
214206	18410	Rotating Hook Driving Shaft Connection Belt Pulley Spring Flange
270035	18410	Rotating Hook Driving Shaft Gear (internal teeth) with 200382C and 201220C
201220C	18410	Rotating Hook Driving Shaft Gear Position Screw
200382C	18410	Rotating Hook Driving Shaft Gear Set Screw
270036	18410	Rotating Hook Driving Shaft Oil Lead Wire
270038	18408	Rotating Hook Oil Reservoir Cover
270039	18408	" " " " " Gasket
200041X	18408	" " " " " Screw (6)
270155	18410	Rotating Hook Oil Reservoir Oil Gauge
143301	18379	" " " Wick (felt)
270876	18379	" " Section
1367E	18379	" " Screw
1253AL	18379	" " Set Screw
270162	18410	" " Shaft
270163	18410	" " Bushing
268258	18410	" " " Oil Packing (wick)
350277C	18410	Rotating Hook Shaft Bushing Set Screw
270164	18410	" " " End Bearing
201215D	18410	" " " " " Screw
202423	18410	" " " Oil Filter Wick
143349	18410	" " " " " "
		Holder
270176	18410	Rotating Hook Shaft Oil Filter complete, Nos.143349 and 202423
350498E	18410	Rotating Hook Shaft Oil Regulating Screw
270044	18410	Rotating Hook Shaft Thrust Washer
270166	18410	Rotating Hook Shaft Bushing complete, Nos.268258,270044,270162 to 270164, 270176,350498E and two 201215D

No.	Plate	Name
270874XC	18379	Rotating Hook Thread Guard
1053E	18379	" " " " Screw
270346	18412	Ruffle Controlling Segment Lever
270347	18412	" " " "
		Bushing
200374C	18412	Ruffle Controlling Segment Lever Bushing Set Screw
200080E	18412	Ruffle Controlling Segment Lever Cap Screw
270348	18412	Ruffle Controlling Segment Lever Slide Block
350463E	18412	Ruffle Controlling Segment Lever Stop Screw
201567D	18412	Ruffle Controlling Segment Lever Stop Screw Lock Nut
270349	18412	Ruffler Throw-in Connection Lever
200262H	18412	" " " "
		Hinge Screw
270350	18412	Ruffler Throw-in Connection Lever Rod with 202302
202302	18412	Ruffler Throw-in Connection Lever Rod Cotter Pin
203058	18412	Ruffler Throw-in Connection Lever Rod Coupling with 200530C
200530C	18412	Ruffler Throw-in Connection Lever Rod Coupling Set Screw
270351	18412	Ruffler Throw-in Connection Lever Rod Guide Plate
200078E	18412	Ruffler Throw-in Connection Lever Rod Guide plate Screw (2)
270352	18412	Ruffler Throw-in Lever
270353	18412	" " " Bracket
200563H	18412	" " " " Screw
270354	18412	" " " Connection with two 248423
248423	18412	Ruffler Throw-in Lever Connection Cotter Pin
350464H	18412	Ruffler Throw-in Lever Hinge Screw
270355	18412	" " " Spring
270356	18412	" Throw-out Stop
208647	18412	" " " Pin
200124H	18412	" " " Screw
270357	18412	Ruffling Blade
270358	18412	" " Bracket
200989D	18412	" " " Cap Screw
270359	18412	" " " Lever with 200386C and 201418C
270360	18412	Ruffling Blade Bracket Lever 270359 with 204264 and 270375 to 270377
201418C	18412	Ruffling Blade Bracket Lever Position Screw
200386C	18412	Ruffling Blade Bracket Lever Set Screw
270361	18412	" " " Spring
200288H	18412	" " " " Screw
270362	18412	" " Driving Connection
270363	18412	" " " " 270362 with 270364

No.	Plate	Name
270364	18412	Ruffling Blade Driving Connection Needle Bearing
270365	18412	Ruffling Blade Driving Crank with 200041E
200041E	18412	Ruffling Blade Driving Crank Pinch Screw
270366	18409	Ruffling Blade Driving Eccentric with 200335C and 200338C
270367	18409	Ruffling Blade Driving Eccentric Cap
201409F	18409	" " " " "
		Screw
200338C	18409	Ruffling Blade Driving Eccentric Position Screw
200335C	18409	Ruffling Blade Driving Eccentric Set Screw
270368	18412	Ruffling Blade Driving Link
200989D	18412	" " " " Cap Screw (2)
270369	18412	Ruffling Blade Driving Link Oiling Wick
270370	18412	Ruffling Blade Driving Shaft
270371	18412	" " " " Needle Bearing
270372	18412	Ruffling Blade Lifter
270373	18412	" " " Lifting Crank with 200389C
200389C	18412	Ruffling Blade Lifting Crank Set Screw
270374	18412	" " " " Lever
200279E	18412	" " " " Hinge Screw
270375	18412	Ruffling Blade Lifting Plunger
270376	18412	" " " " Cover Tube
270377	18412	Ruffling Blade Lifting Plunger Spring
204264	18412	" " " " Stop Pin
270379	18412	Ruffling Blade Positioning Cam Plate
270380	18412	" " " " Lever
200124H	18412	" " " " " Screw (2)
270381	18412	Ruffling Blade Positioning Sleeve (eccentric)
270382	18412	Ruffling Blade Positioning Sleeve 270381 with two 270371
200179H	18412	Ruffling Blade Screw (2)
270383	18412	" Bracket
270384	18412	" " Cover with 255168, 270387 and two 200132E
255168	18412	Ruffling Bracket Cover Oil Cup
270387	18412	" " " " Pad (felt)
200132E	18412	" " " " Screw
200056E	18412	" " " " Screw (long)
200076E	18412	" " " " (short)
232077	18412	" " Position Pin (2)
200033E	18412	" " Screw (2)
201461C	18412	" " Support Screw

No.	Plate	Name
270385	18411	Ruffling Separating Blade
200178D	18411	" " " " Screw
2102	18377	Tension Disc
270076	18405	" Releaser (adjustable)
200132E	18405	" " Screw
32572	18377	" Releasing Disc
270086	18377	" " Pin
13710	18377	" Spring
50304C	18377	" Stud
52098	18377	" " 50304C with 1560C
50305C	18377	" " Set Screw
1560C	18377	" Thumb Nut
270087	18377	Tension complete, Nos. 13710, 32572, 52082, 52083, 52098, 270086 and two 2102
270096	18377	Thread Guide
236245	18377	" " (lower)
263118	18405	" " (on needle bar bushing)
350503H	18377	" " Screw (2)
270079	18405	" Pull-off
200196E	18405	" " Set Screw
270080	18377	" Retainer
200355H	18377	" " Set Screw
270150	18377	" Severing Finger
270151	18377	" " " " Guard
350486XC	18377	" " " " Hinge Screw
270156	18377	" " " " " "
		Spring Washer
200567H	18377	Thread Severing Finger Screw
52082	18377	" Take-up Spring
52083	18377	" " " Regulator with 50305C
446C	18377	Thread Take-up Spring Regulator Set Screw
270386	18411	Throat Plate
691F	18411	" " Screw (long)
50027E	18411	" " " (short)

ACCESSORIES

No.	Plate	Name
226315	18413	Angle Screw Driver (small)
270010	18379	Rotating Hook Bobbin (2)
270357	18412	Ruffling Blade (2)
228476	18413	Screw Driver (Bobbin Case)
135X7	-----	Needles, six, size 14
228341	18415	Drip Pan with four 3/4 in. wire nails
12361	18413	Machine Hinge Connection (2)
41400	18413	" Rest Pin (wood)
120342	18413	Oiler (copper plated) with 120343
120343	18413	" Spout (3-1/2 in. long)
259477	18413	Screw Driver, 5 in. long
129090	18413	Wrench

BOBBIN WINDER

(SWINGING AUTOMATIC, RIGHT HAND)

FOR "V" BELT DRIVE

259428	18312	Brake (leather)
259429	18312	" Clamp
200113F	18312	" " Screw
225453	18312	Frame with 202277 and 259660
225454	18312	" Hinge Pin
202277	18312	" Oil Packing (wick)
259660	18312	" " Well Washer
225455	18312	" Spring
225456	18312	" " Plunger
259461	18312	Pulley with 200380C
200380C	18312	" Set Screw
225381	18312	Spindle
225444	18312	Stop Latch
200056E	18312	" " Screw
225458	18312	" " Thumb Lever
225459	18312	" " " Hinge Stud
225459	18312	" " " Joint Stud
202478	18312	" " Trip Lever
200299H	18312	" " " Hinge Screw
225461	18312	Tension Bracket with 201499H
200082D	18312	" " Screw
228026	18312	" " " Washer
2102	18312	" Disc
13710	18312	" Spring
201499H	18312	" Stud
201572H	18312	" " Thumb Nut
225462	18312	Bobbin Winder Tension Bracket complete, Nos. 13710, 201572H, 225461 and two 2102

No.	Plate	Name
259662	18312	Bobbin Winder and Tension Bracket Base
259462	18312	Universal Bobbin Winder complete, Nos. 200056E, 200082D, 200113F, 200299H, 202478, 225381, 225444, 225453 to 225456, 225458, 225462, 228026, 259428, 259429, 259461, 259662, two each 225459 and wood screws 3/4 in., No. 12, R.H.B.

FOOT LIFTER

228342	18414	Chain Arm
350231C	18414	" " Set Screw
228486	18414	Rock Lever Bracket with 200347C and three wood screws 7/8 in., No. 12
228361	18414	Rock Lever Bracket 228486 with 228359, 228363, 228367, 228386 and 228455
228359	18414	Rock Lever with two 350231C
228370	18414	" " Extension with 200529C
350231C	18414	" " " Set Screw
228363	18414	" " Hinge Pin
228455	18414	" " Position Spring
228365	18414	" " Rod
200529C	18414	" " " Set Screw
228386	18414	" " Spring
228367	18414	" " Stop Stud
200347C	18414	" " " " Set Screw
228343	18414	Foot Lifter Rock Lever complete, Nos. 228342, 228361, 228365 and 228370

TREADLES COMPLETE

228397	18414	Presser Foot Lifting Treadle with 2718R, 14373 and 50581R
228492	18414	Presser Foot Treadle Chain, 18 in. long with two 202784
202784	18414	Presser Foot Lifting Treadle Chain Hook
14373	18414	Presser Foot Lifting Treadle Extension
50581R	18414	" " " " " "
2718R	18414	Screw
228397	18414	Presser Foot Lifting Treadle Extension Screw Washer
227779	18414	Ruffler Throw-out Treadle with 2718R, 14373 and 50581R
		Ruffler Throw-out Treadle Chain, 48 in. long with two 202784

ACCESSORIES

No.	Plate	Name
202784	18414	Ruffler Throw-out Treadle Chain Hook
227626	18414	" " " " Spring
227471	18414	" " " " "
		227626 with 202784
202784	18414	Ruffler Throw-out Treadle Chain Spring Hook
14373	18414	Ruffler Throw-out Treadle Extension
50581R	18414	" " " " Screw
2718R	18414	" " " " "
		Washer
228398	18414	Starting Treadle with two 200515C
200515C	18414	" " Set Screw
228399	18414	Treadle Shaft (20 in. long)
202625	18414	" " Collar with two 200383C
200383C	18414	" " Set Screw
233565	18414	" " Lever with two 356C
356C	18414	" " Set Screw
264539	18414	" Stand with two wood screws 1 in., No. 12
228400	18414	Treadles complete, Nos. 227471, 227779, 228398, 228399, 228492, 233565, two each 228397, 264539 and three 202625

BELT GUARD

270153	18375	Belt Guard Bracket
350328H	18375	" " " Screw (2)
200362C	18375	" " Set Screw (2)
270152	18375	" " with two 200362C
270154	18375	Belt Guard complete, Nos. 270152, 270153 and two 350328H

BOBBIN WINDER

(SWINGING AUTOMATIC, RIGHT HAND)

FOR 5/16 INCH ROUND BELT DRIVE

259428	18312	Brake (leather)
259429	18312	" Clamp
200113F	18312	" " Screw
225453	18312	Frame with 202277 and 259660
225454	18312	" Hinge Pin
202277	18312	" Oil Packing (wick)
259660	18312	" " Well Washer
225455	18312	" Spring
225456	18312	" " Plunger
225368	18312	Pulley with 200380C

BOBBIN WINDER

No.	Plate	Name
200380C	18312	Pulley Set Screw
225381	18312	Spindle
225444	18312	Stop Latch
200056E	18312	" " Screw
225458	18312	" " Thumb Lever
225459	18312	" " " " Hinge Stud
225459	18312	" " " " Joint Stud
202478	18312	" " Trip Lever
200299H	18312	" " " " Hinge Screw
225461	18312	Tension Bracket with 201499H
200082D	18312	" " " Screw
228026	18312	" " " Washer
	2102	" Disc
	13710	" Spring
201499H	18312	" Stud
201572H	18312	" " Thumb Nut
225462	18312	Bobbin Winder Tension Bracket com- plete, Nos. 13710, 201572H, 225461 and two 2102
259430	18312	Bobbin Winder and Tension Bracket Base
259431	18312	Universal Bobbin Winder complete, Nos. 200056E, 200082D, 200113F, 200299H, 202478, 225368, 225381, 225444, 225453 to 225456, 225458, 225462, 228026, 259428 to 259430, two each 225459 and wood screws 3/4 in., No. 12, R.H.B.

MISCELLANEOUS PARTS

225434	18413	Bobbin Holder
259502	18413	Finger Guard
228394	18413	Spool Pin

USED IN CONJUNCTION WITH THREAD UNWINDER

259370	18362	Spool Pin
259378	18362	" " Arm with 217E and 259379
448AL	18362	" " " Set Screw
232896	18362	" " " Bracket with two 448AL
448AL	18362	" " " " Set Screw
259371	18362	" " Cap (bakelite)
1010F	18362	" " Hinge Screw
259379	18362	" " Retaining Spring
217E	18362	" " " " Screw
259372	18362	" " Washer
259375	18362	Spool Pin complete, Nos. 1010F and 259370 to 259372
60913	18362	Spool Weight with 60914

MISCELLANEOUS PARTS

No.	Plate	Name
60314	18362	Spool Weight Center Pin
225377	18362	" Wire, for small spools
27739	18362	Thread Cone (wood)
225390	18362	" " Holder

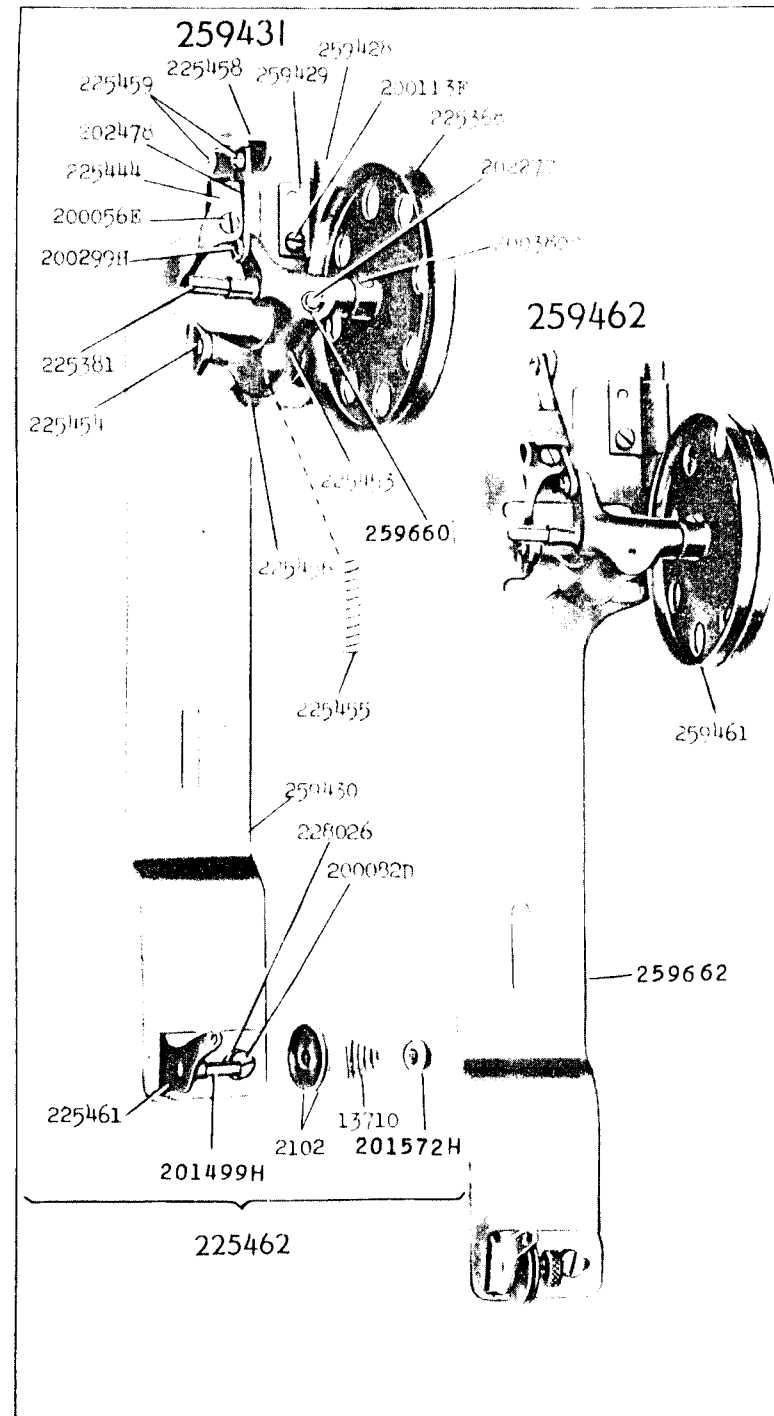
THREAD UNWINDER

225257	18362	Spool Rest (for two spools) (flat) with 201018C
150203	18362	Spool Rest Cushion (felt)
225388	18362	" " " Rod
200383C	18362	" " " Set Screw
201018C	18362	" " " Set Screw
259658	18362	" Stand with 200383C
225391	18362	Thread Guide
201696H	18362	" " Lock Nut
225326	18362	" " Position Cup
225324	18362	" " Rod with 208AL and 225322
208AL	18362	" " " Screw
225322	18362	" " " Washer
225258	18362	Thread Unwinder (for two spools) complete, Nos. 201696H, 225257, 225324, 225326, 225388, 259658, two each 150203, 225391 and three wood screws 7/8 in., No. 12

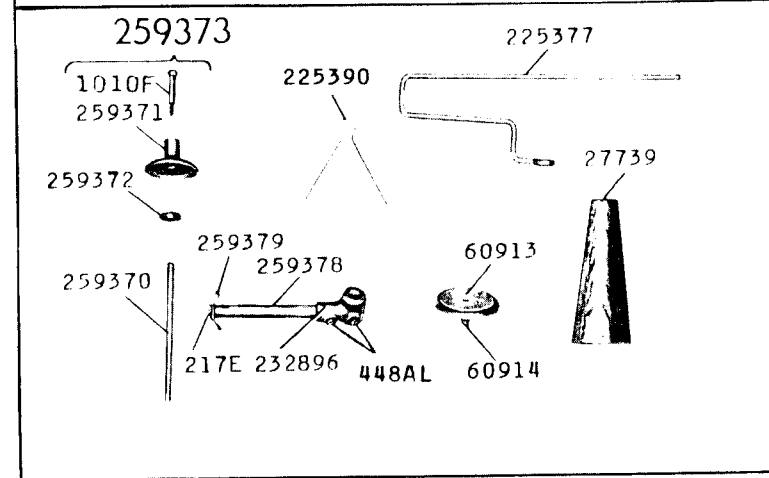
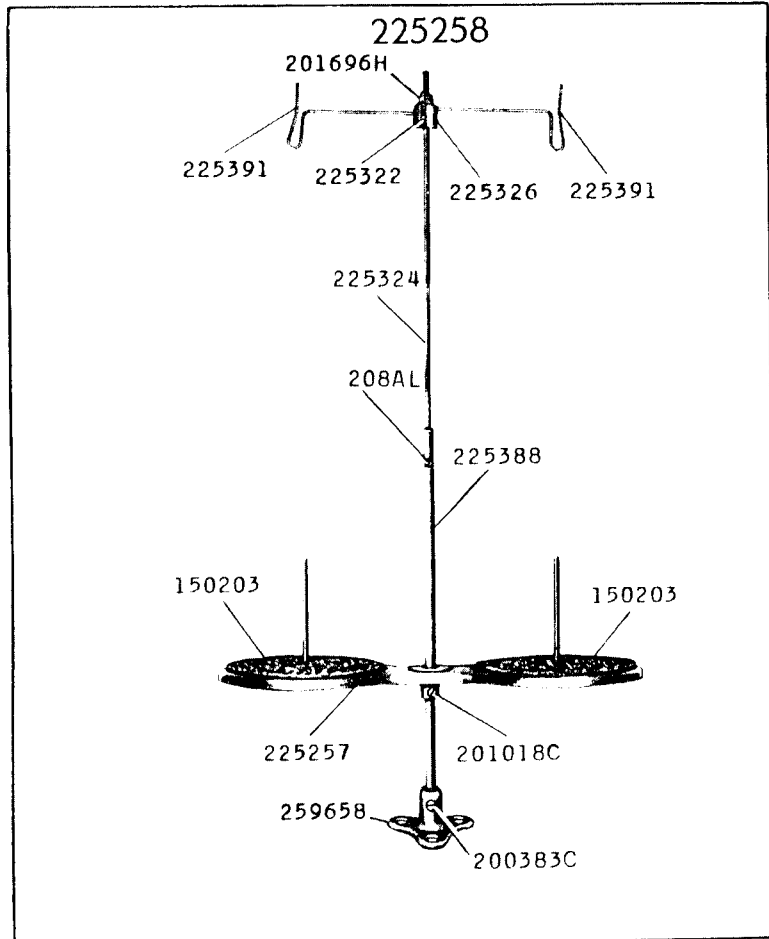
WOOD BASE

202614	18415	Auxiliary Foot Lifter Rock Lever Rod, 5 in. long with 202456
228490	18415	Auxiliary Foot Lifter Rock Lever Rod Bracket
*202456	-----	Auxiliary Foot Lifter Rock Lever Rod Cap, for 202614
228489	18415	Machine Hinge Plate, for 228488
51088R	18415	" " " Bolt, for 228488
2018R	18415	" " " Washer, for 228488
20022	18415	Machine Rest (felt), for 228488
27878	18415	" " Rivet, for 228488
228488	18415	Wood Base with two each 2018R, 51088R, 228489, four each 20022 and 27878

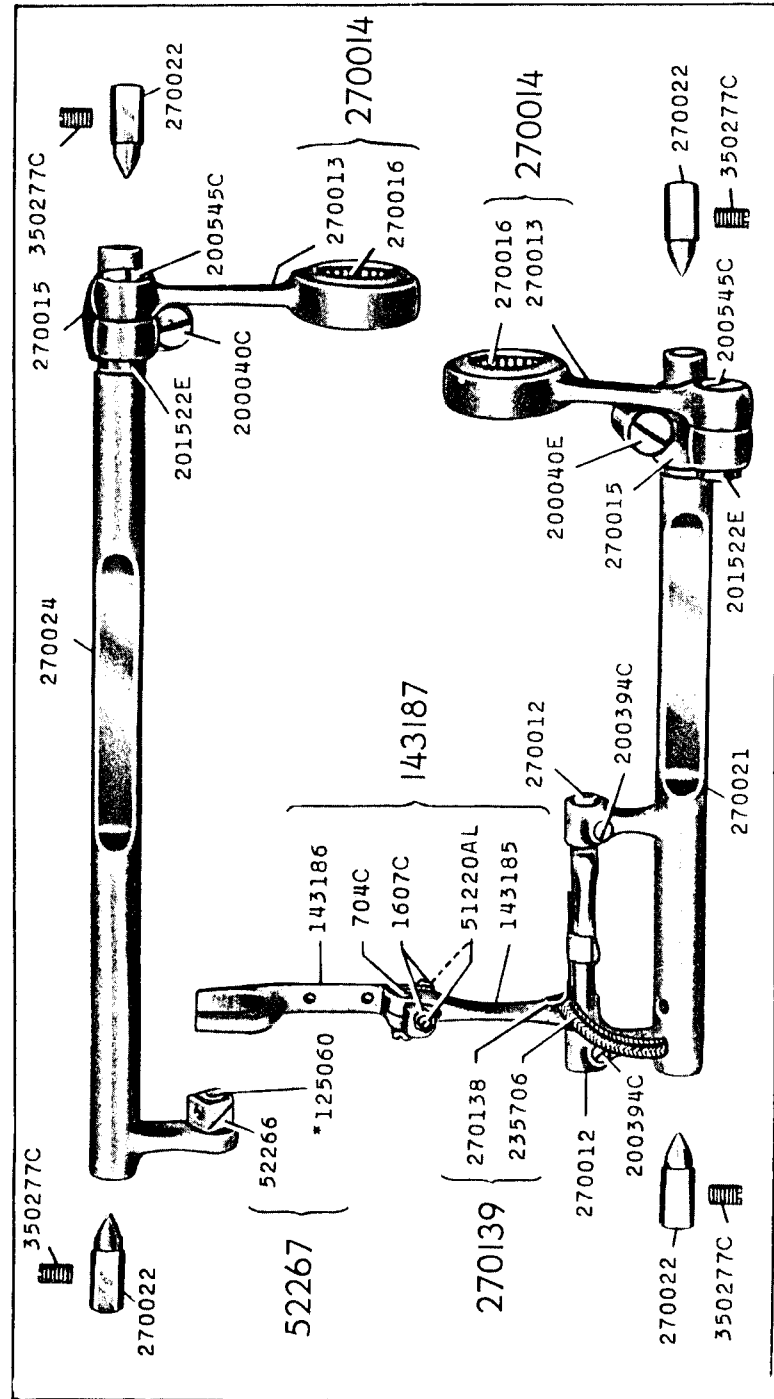
18312 - 3/8



18362 - 1/6

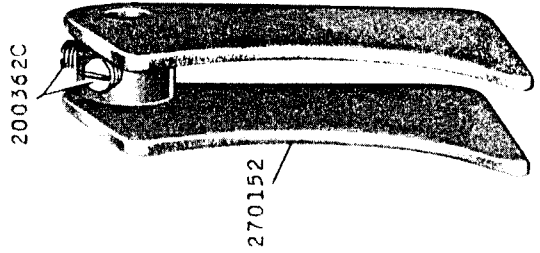
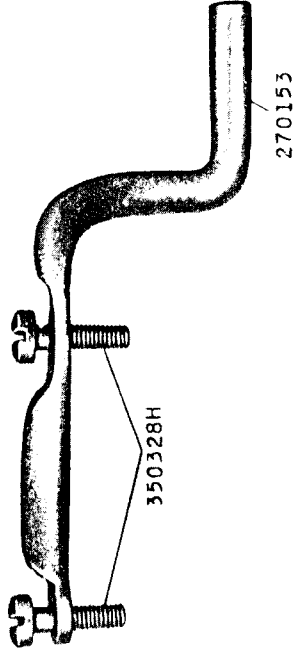


18363 - 1/2

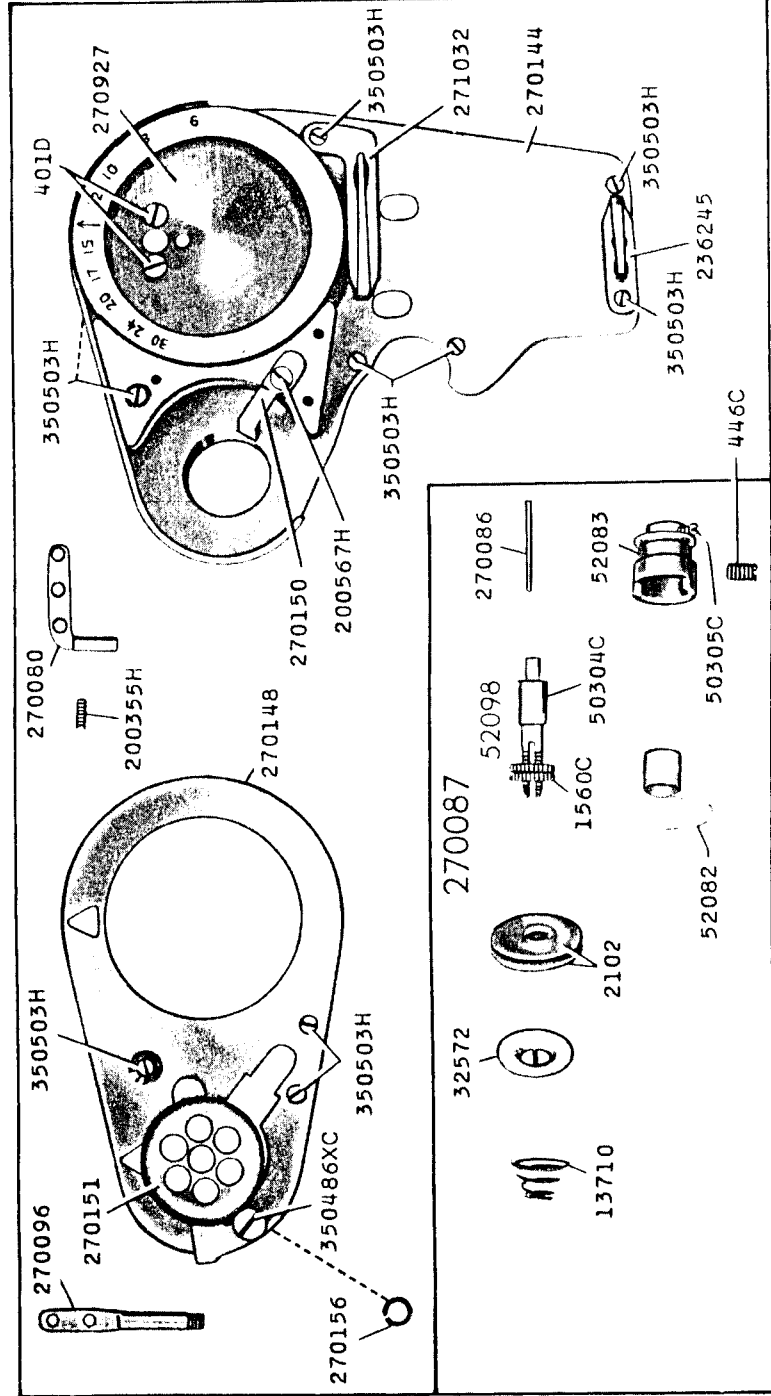


18375 - 2/3

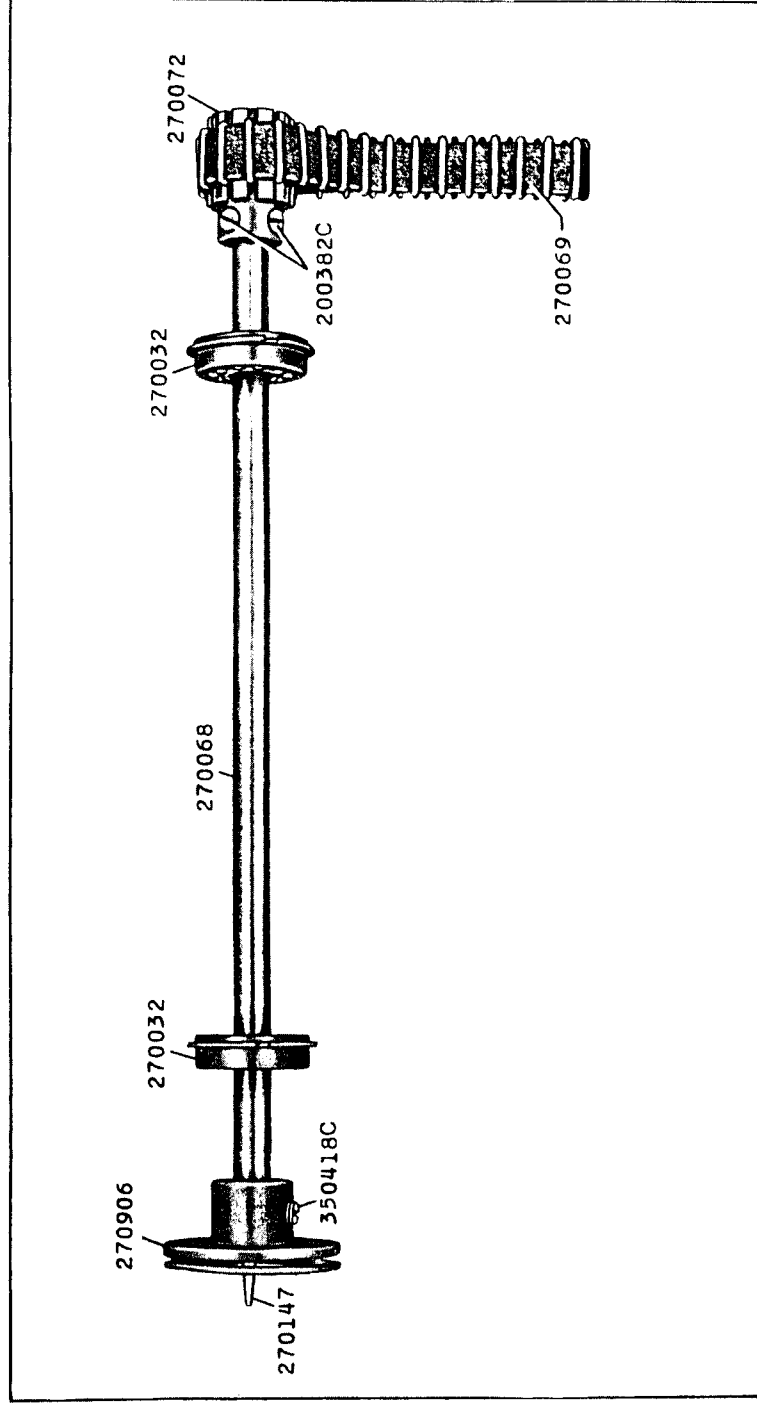
270154



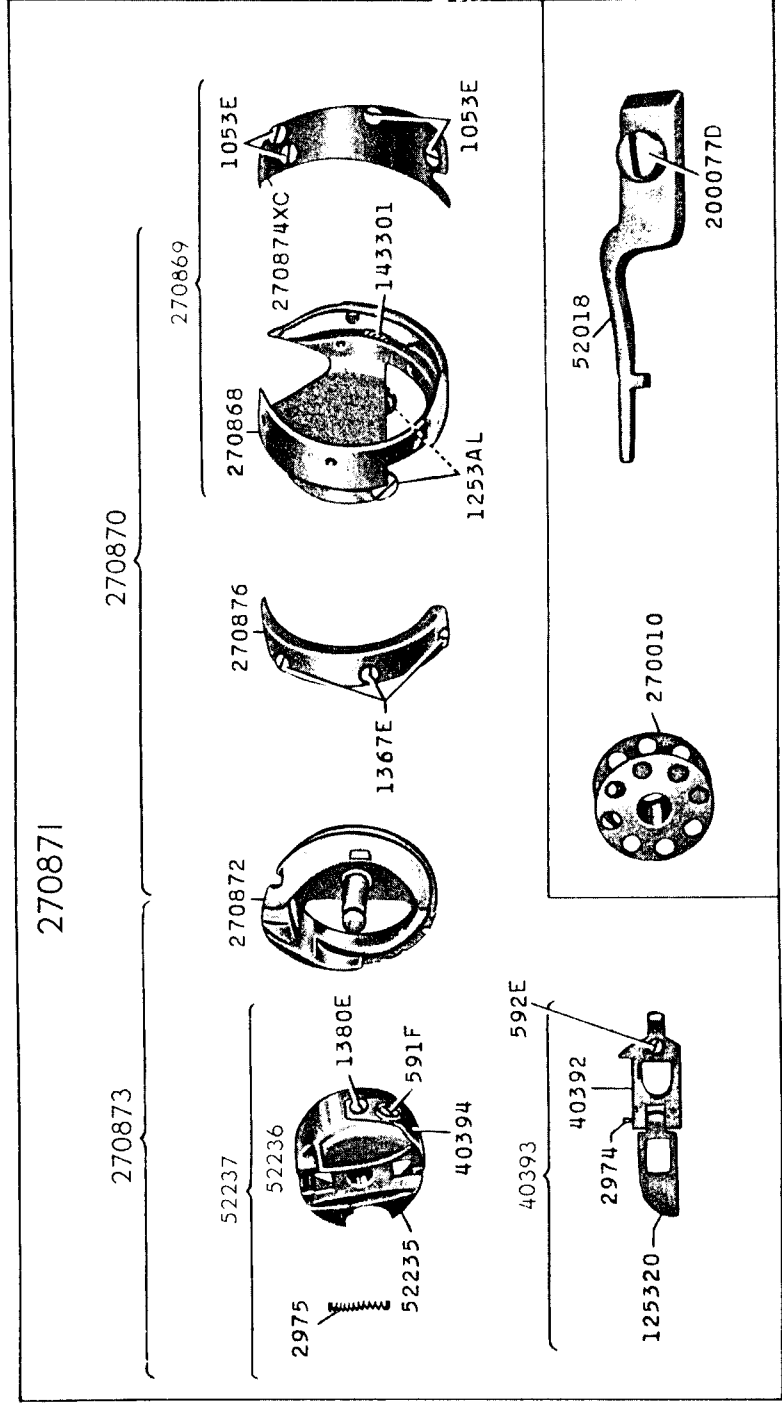
18377 - 1/2



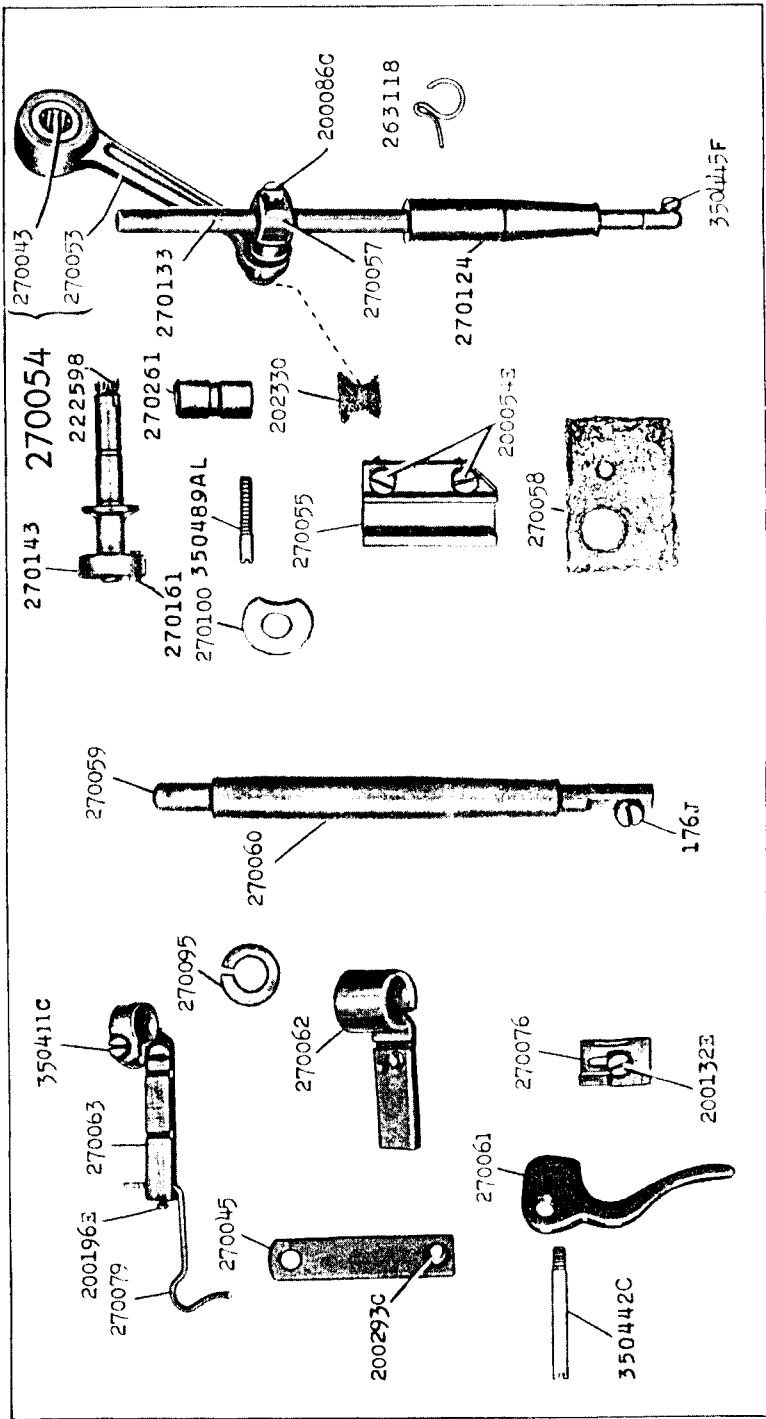
18378 - 1/2



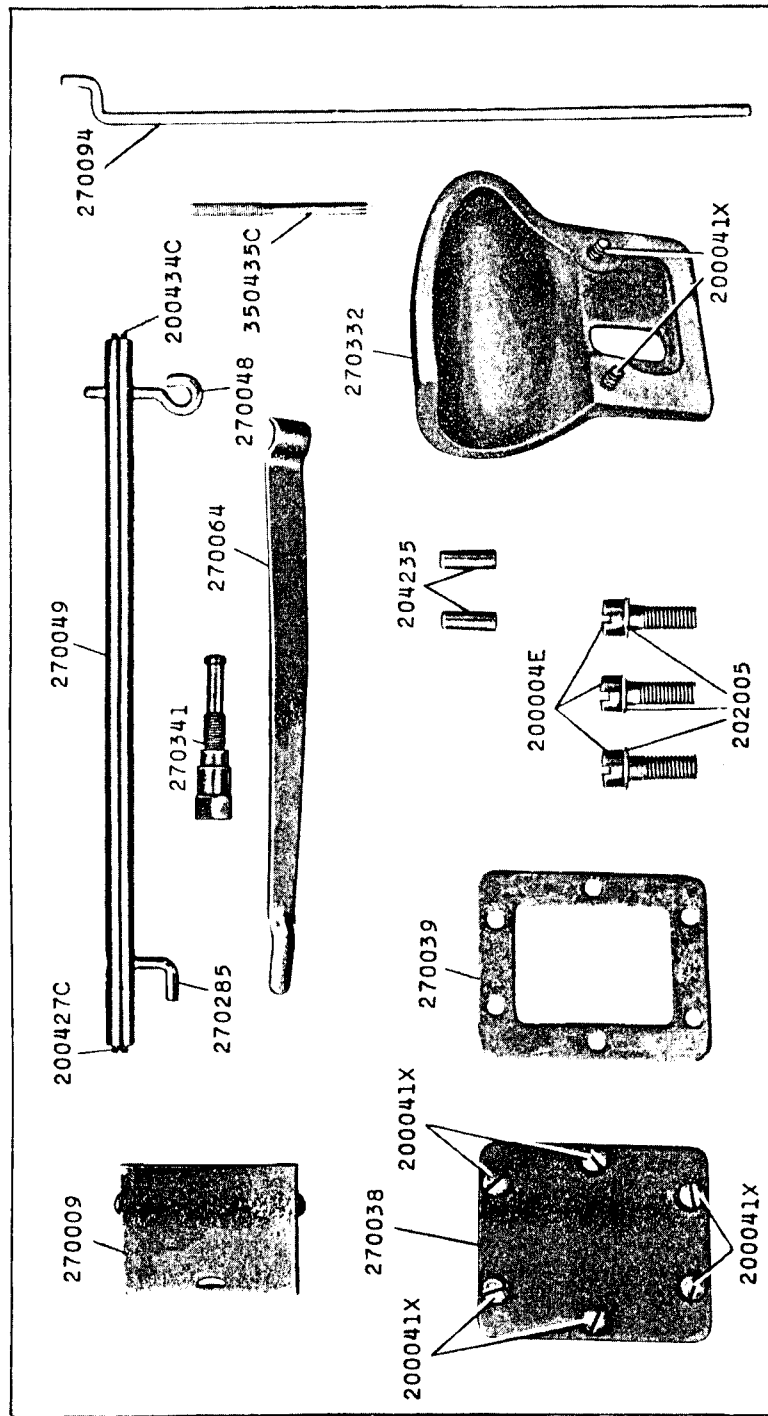
18379 - 3/4



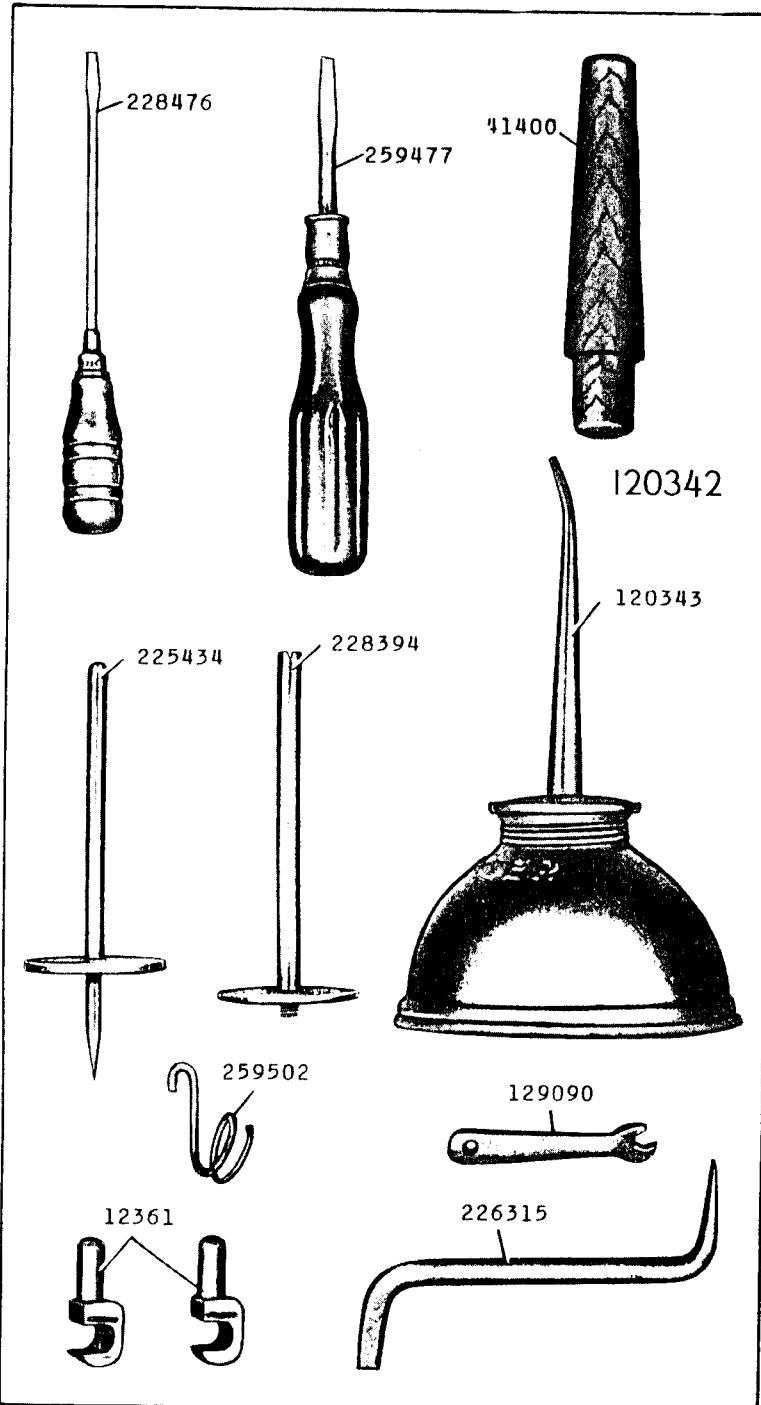
18405 - 1/2



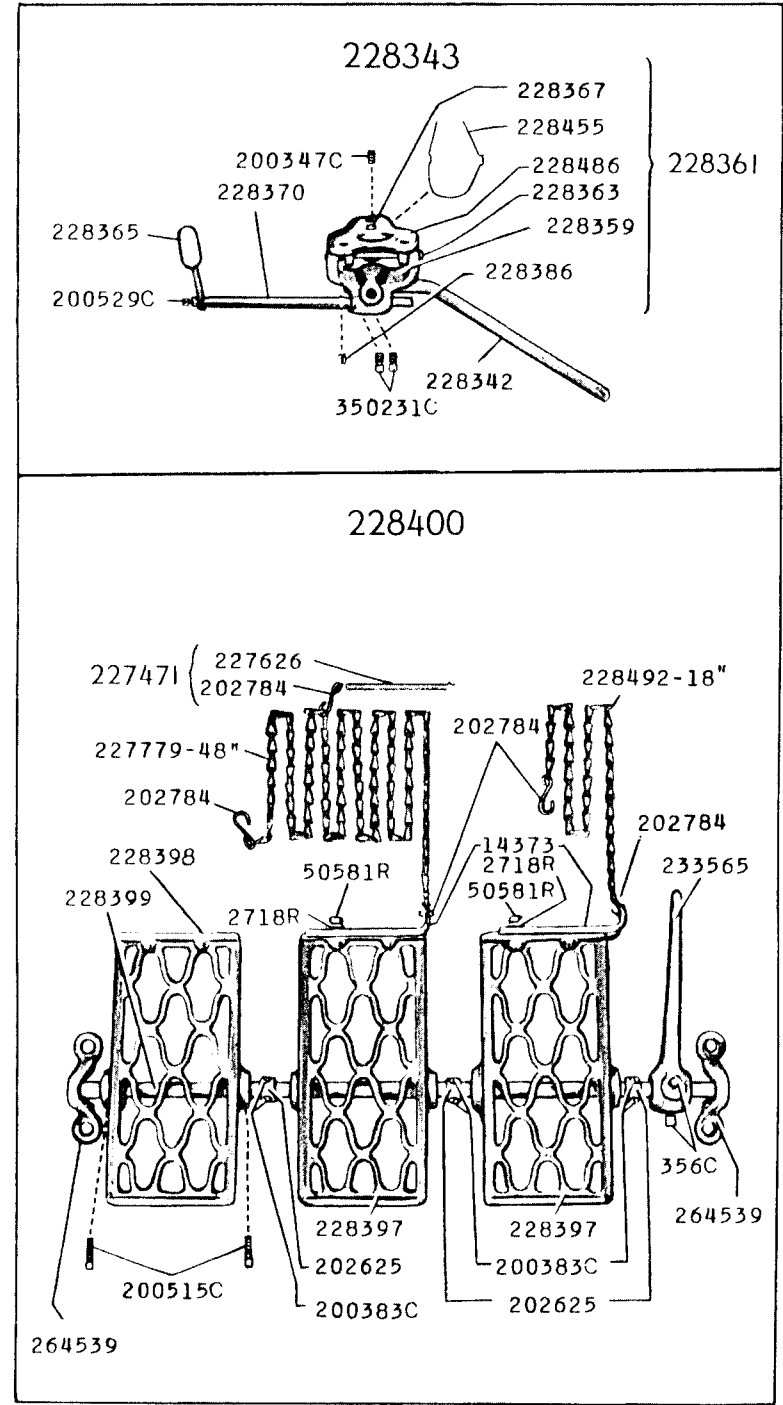
18408 - 3/8


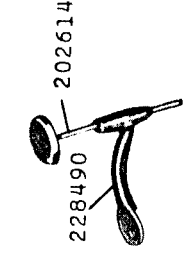


18413 - 1/2



18414 - 1/6





228488

