

SINGER
22W131

LIST OF PARTS



MACHINE No. 22w131

THE SINGER MANUFACTURING COMPANY

INDEX

	PAGE
ACCESSORIES	17
BOBBIN WINDER	17
FEED DOGS	20
KNEE LIFTER	18
MACHINE No. 22w131	7
NUMERICAL LIST OF PARTS	23
OBSOLETE PARTS	21
THREAD UNWINDER	19
THROAT PLATES	20

Instructions for Ordering

In ordering from this list, use **ONLY** the **PART** number in the **FIRST** column.

The number stamped on a Sewing Machine Part is the number of the Single Part only, except when the part includes Set Screws Clamping Screws, Studs and Rollers Spun on, Small Wires riveted, or Parts soldered together, etc., which it is necessary to furnish in combination.

Every combination of parts sent out has its specific number which, although not stamped on Parts (except in above cases) must be used when ordering the combination.

Each number always indicates the **SAME PART** in whatever list it appears, or for whatever Machine.

The letters after some of the numbers indicate the style of finish only, as follows:

- A. Hardened, Polished and Plated.
- B. Polished and Plated.
- C. Hardened only.
- D. Polished only.
- E. Soft, not polished.
- F. Hardened and Polished.
- H. Blued.

These letters **MUST BE USED** when they appear in the list and **AFTER** the number, as in the list.

In this series

200001 to 201500 are Screw Numbers.

201501 to 201800 are Nut Numbers.

201801 to 202000 are Roller Numbers.

202001 and upward are numbers of Machine Parts.


The figures in the second column refer only to the plate in which the illustration of the part is shown and are **NOT TO BE USED** in ordering.

Two or more numbers over a cut indicate that the difference between such parts is not visible in an illustration.

Parts marked with an asterisk (*) are furnished only when repairs are made at the factory.

LIST OF PARTS COMPLETE

FOR



MACHINE No. 22w131

DROP FEED

For Stitching on Facings and Cutting Pocket
Holes at One Operation

In gauges from $\frac{1}{16}$ to $\frac{3}{4}$ inch

No.	Plate	Name
*204469	—	Arm with 200439c, 202036 and 204351
215948	13120	Arm Bracket
200189H	13119	" " Screw (3)
215949	13120	" " Switch Handle
215950	—	" " " " 215949 with 201481c, 201528H and 201842
215951	13119	Arm Bracket Switch Handle Spring
200161H	12319	" " " " " " Screw
200859B	13119	Arm Bracket Switch Handle Stud
204346	13119	" " " " " " Bushing
201528H	13119	Arm Bracket Switch Handle Stud Nut
204347	13119	Arm Bracket Switch Handle Stud Spring

No.	Plate	Name
215952	—	Arm Bracket complete, Nos. 200161H, 200391c, 200859H, 201528H, 204346, 204347, 215948, 215950, 215951 and 215953
204163	12305	Arm Cap
200278H	12311	" " Screw
202248	12307	" " Washer
200963E	12311	" Screw (3)
202005	12308	" Washer (3)
213622	12333	" Shaft
204351	13120	" Bushing (front)
200439c	12311	" Position Screw ..
204440	12333	" Connection with four 200054E (2)
200054E	12307	Arm Shaft Connection Screw
202299	—	" Oil Packing (wick) (2)
204805	12333	Balance Wheel, 5½ in. diam. (belt groove 2¾ in. diam.), with 200328c and 200335c
200062H	12311	Balance Wheel Adjusting Screw..
200328c	12311	" Position Screw ...
200335c	12311	" Set Screw
*213052	—	Bed with 202062, 203248, 203249, two each 200362c, 200516E, 200840E and 202299
202258	12345	Bed Hinge Connection (2)
200570E	12311	" " Screw (4)
203329	13120	" Slide (back)
203301	12334	" (front)
203208	12312	Bobbin (2)
203210	12312	" Case Base with 202056, 203211 to 203213 and 203216 ...
203211	12312	Bobbin Case Base Latch
*202056	—	" " Pin
203212	12312	" " Plunger ..
203213	12312	" " Spring ..
203209	12312	" Cap with 200984c, 203214, 203215 and two 200594c..
203214	12312	Bobbin Case Tension Spring
200984c	12312	" " Regulating Screw
200594c	12312	Bobbin Case Tension Spring Screw
203215	12312	" Thread Guide
200594c	12312	" " Screw..
203216	12312	" Washer (cloth)
203217	12312	Bobbin Case complete, Nos. 203209 and 203210
204533	12333	Face Plate with 200366H, 204730, two each 200368H, 202090, 204281 and three 200397H

No.	Plate	Name
200053c	12311	Face Plate Screw
204730	12386	" " Thread Guide
200397H	12309	" " " " Set Screw
204874	12333	Face Plate complete, Nos. 200135c, 200319c, 200577H, 204277 to 204280, 204533, 204555, two each 200309E, 204059 and 204272
203303	12334	Feed Bar with 204189
203309	—	" " 203303 with 200214E, 201525E and 204200
200214E	12386	Feed Bar Hinge Screw
201525E	12386	" " " " Nut
214424	12386	" " Spring
204189	12306	" " Hook
211786	12107	" Dog, for 211622
221446	13121	" " 221445
211792	12107	" " 211791
200106E	12311	" Screw (2)
200075E	13119	" Support Screw
201535E	13119	" " " " Nut
203233	12305	" Driving Cam with 200382c and 200437c
204192	13120	Feed Driving Cam Fork Lever with 204195 and 204293
204193	12334	Feed Driving Cam Fork Lever Connection with 200668c and 201525E
204194	12306	Feed Driving Cam Fork Lever Connection Clamp with 200031E ...
200031E	12311	Feed Driving Cam Fork Lever Connection Clamp Pinch Screw
200668c	12386	Feed Driving Cam Fork Lever Connection Clamp Screw Stud
201525E	12386	Feed Driving Cam Fork Lever Connection Clamp Screw Stud Nut..
200002E	12338	Feed Driving Cam Fork Lever Connection Hinge Screw
201522E	12338	Feed Driving Cam Fork Lever Connection Hinge Screw Nut
*204195	—	Feed Driving Cam Fork Lever Shaft
204197	12306	Feed Driving Cam Fork Lever Shaft Collar with 200113E
200113E	12308	Feed Driving Cam Fork Lever Shaft Collar Set Screw
204293	12308	Feed Driving Cam Fork Lever Shaft Position Pin
204196	12307	Feed Driving Cam Fork Lever Shaft Sleeve (split)
200043c	12311	Feed Driving Cam Fork Lever Shaft Sleeve Set Screw

No.	Plate	Name
201524E	12338	Feed Driving Cam Fork Lever Shaft Sleeve Set Screw Nut ..
204198	12334	Feed Driving Cam Fork Lever complete, Nos. 204192 and 204194 ..
200437C	12311	Feed Driving Cam Position Screw
200382C	13119	" " " Set Screw
204294	12333	" " Rock Shaft
206555	—	" " " " 204294 with 200002E, 201522E and 204193
202305	12307	Feed Driving Rock Shaft Center (2)
200043C	12311	Feed Driving Rock Shaft Center Set Screw (2)
204200	12305	Feed Driving Rock Shaft Crank with 204189 (on left side) and two 200383C
200383C	12311	Feed Driving Rock Shaft Crank Set Screw
203235	12308	Feed Lifting Cam with 202126 ...
204202	12308	" " " Fork with 200027E
200027E	12338	" " " Pinch Screw
202126	12308	" " " Position Pin ..
200045E	12338	" " " Screw
203305	12334	" " Rock Shaft
203315	12334	" " " " 203305 with 203238
202305	12307	Feed Lifting Rock Shaft Center (2)
200043C	12311	" " " " " Set Screw (2)
202276	12308	Feed Lifting Rock Shaft Slide Block
203238	12308	Feed Lifting Rock Shaft Slide Block 202276 with 200243E and 201531E
200243E	12338	Feed Lifting Rock Shaft Slide Block Hinge Screw
201531E	12308	Feed Lifting Rock Shaft Slide Block Hinge Screw Nut
204206	12306	Feed Regulating Handle
204207	12334	" " " 204206 with 200098F, 202622, 204208 to 204210, 204213 and 204925
204208	12307	Feed Regulating Handle Adjustable Stop
200098F	12307	Feed Regulating Handle Adjustable Stop Screw
204925	12306	Feed Regulating Handle Adjustable Stop Screw Washer
204209	12307	Feed Regulating Handle Position Pin

No.	Plate	Name
204210	12303	Feed Regulating Handle Shaft
204211	12306	" " " " Crank with 200098F
204212	12307	Feed Regulating Handle Shaft Crank Link
200271E	12311	Feed Regulating Handle Shaft Crank Link Hinge Screw (lower)
200291E	12307	Feed Regulating Handle Shaft Crank Link Hinge Screw (upper)
200098F	12307	Feed Regulating Handle Shaft Crank Set Screw
204213	12307	Feed Regulating Handle Shaft Sleeve (split)
200362C	12311	Feed Regulating Handle Shaft Sleeve Set Screw
202622	12306	Feed Regulating Handle Shaft Sleeve Washer
202036	13119	Feed Regulating Handle Stop Pin
204214	—	Feed Regulating Handle complete, Nos. 200291E, 204207, 204211 and 204212
*203239	—	Hook (sewing)
203240	12312	" 203239 with 201253F, 201376F and 203251
203290	12312	Hook and Bobbin Case complete, Nos. 203217 and 203240
203241	11007	Hook Bevel Gear Socket, 24 teeth
200555H	11007	" " " " Screw ...
203242	11007	" " Pinion, 24 teeth, with two 200383C
200383C	12311	Hook Bevel Pinion Set Screw
203306	12333	" Counter Shaft
203244	11007	" " " Collar with two 200393C
200393C	11007	Hook Counter Shaft Collar Set Screw
203245	11007	Hook Counter Shaft Driving Gear, 44 teeth, with 200362C and 200439C
213154	12305	Hook Counter Shaft Driving Gear 203245 with 200045E and 203235
200439C	12311	Hook Counter Shaft Driving Gear Position Screw
200362C	12311	Hook Counter Shaft Driving Gear Set Screw
203246	11007	Hook Counter Shaft Gear, 22 teeth, with two 200383C
200383C	12311	Hook Counter Shaft Gear Set Screw
202299	—	Hook Counter Shaft Oil Packing (wick)

No.	Plate	Name
200840E	11007	Hook Counter Shaft Oil Packing (wick) Stop Screw
213624	12333	Hook Driving Shaft
203248	12334	" " " Bearing with 202299
202299	—	Hook Driving Shaft Bearing Oil Packing (wick)
202126	12308	Hook Driving Shaft Bearing Position Pin
200516E	12311	Hook Driving Shaft Bearing Screw
203249	11007	" " " Bushing (eccentric)
202299	—	Hook Driving Shaft Bushing Oil Packing (wick)
200362c	12311	Hook Driving Shaft Bushing Set Screw
213141	13119	Hook Driving Shaft Collar with two 200393c
200393c	11007	Hook Driving Shaft Collar Set Screw
203251	12312	Hook Gib
201376F	13119	" " Hinge Screw
201253F	13119	" " Screw
203307	12335	" Saddle (left or right) with 202299
202299	—	Hook Saddle Oil Packing (wick)
200006E	11007	" " Screw (4)
225585	11007	" " " Washer (4)
203254	12312	" Washer
203308	12335	Hook Saddle (left or right) complete, Nos. 200555H, 203241, 203254, 203290 and 203307
203462	—	Hook Saddle Combination (left and right) complete, Nos. two 203308
202445	11125	Knee Lifter Connection Lever with 202446
227312	—	Knee Lifter Connection Lever 202445 with 200224H, 200262H, 227303 and 227308
200224H	12306	Knee Lifter Connection Lever Hinge Screw
227308	11125	Knee Lifter Connection Lever Lifting Rod with 202302
202302	12306	Knee Lifter Connection Lever Lifting Rod Cotter Pin
202446	12306	Knee Lifter Connection Lever Pin
227303	11125	" " Lifting Lever
200262H	12306	" " " Hinge Screw

No.	Plate	Name
213761	13119	Knife <i>286304</i>
213418	13120	" Bar with 200094F
213419	—	" " 213418 with 213056
215953	13120	" " Bell Crank with 200337C, 201528H and 204449
204449	13119	Knife Bar Bell Crank Bearing
201481c	13119	" " " " Driving Screw Stud
201528H	13119	Knife Bar Bell Crank Driving Screw Stud Nut
200391c	13119	Knife Bar Bell Crank Position Screw
200337c	13119	Knife Bar Bell Crank Stop Screw
201528H	13119	" " " " " " Nut
203723	13120	Knife Bar Driving Cam with 200347c and 200434c
200434c	13119	Knife Bar Driving Cam Position Screw
201808	—	Knife Bar Driving Cam Roller and Stud
201842	13119	Knife Bar Driving Cam Roller and Stud 201808 with 201528H
201528H	13119	Knife Bar Driving Cam Roller and Stud Nut
200347c	13119	Knife Bar Driving Cam Set Screw
213643	13119	" " Knife Stop
213056	13119	" Holder with two 200126F
200094F	13119	" " Screw
200126F	13119	" Screw
231390	13120	Needle Bar (hollow)
204248	12307	" " Connecting Link
200658c	12307	" " " " Hinge Screw Stud
201519c	12307	Needle Bar Connecting Link Hinge Screw Stud Nut
204249	12308	Needle Bar Connecting Stud with 200072c and 202277
202277	—	Needle Bar Connecting Stud Oil Packing (wick)
200072c	12308	Needle Bar Connecting Stud Pinch Screw
204326	12338	Needle Bar Packing Cord (2)
200868	13119	" " Screw Bushing (lower)
200867B	13119	" " " " (upper)
231391	13121	" Holder, in gauges from $\frac{3}{8}$ to $\frac{3}{4}$ in., in steps of $\frac{1}{32}$ in., with 201030F and two 200141F

No.	Plate	Name
231392	13121	Needle Holder, in gauges from $\frac{11}{16}$ to $\frac{3}{4}$ in., in steps of $\frac{1}{32}$ in., with 201030F and two 200141F
201030F	13119	Needle Holder Screw
200141F	13119	" Set Screw
204251	12334	Presser Bar (hollow) with 200074F
204252	12308	" " Lifter
200550c	12311	" " Hinge Screw ..
204455	13119	" " Lifting Bracket with 200387c
204254	12307	Presser Bar Lifting Bracket Position Guide
200362c	12311	Presser Bar Lifting Bracket Position Guide Set Screw
200387c	13119	Presser Bar Lifting Bracket Set Screw
204327	12306	Presser Bar Packing Washer (felt)
200868	13119	" " Screw Bushing (lower)
204255	13119	" " Spring
200491B	12305	" " Thumb Screw (pressure regulating)
229288	13121	Presser Foot, 46 needle hole, in gauges from $\frac{1}{8}$ to $\frac{3}{8}$ in., in steps of $\frac{1}{32}$ inch
229289	13121	Presser Foot, 46 needle hole, in gauges from $\frac{11}{16}$ to $\frac{3}{4}$ in., in steps of $\frac{1}{32}$ inch
200074F	12308	Presser Foot Screw
212920	13120	Take-up Cam with 200335c and 200430c
203268	12334	Take-up Cam 212920 with 200383c, 200658c and 201519c
200430c	12311	Take-up Cam Position Screw
200383c	12311	" " " " Check Screw
200335c	12311	Take-up Cam Set Screw
204553	12386	" Lever
206601	—	" " 204553 with 204263 ..
204263	12386	" " Bearing with 204264 ..
204264	12306	" " " Position Pin ..
200042F	12311	" " " Screw
201816	12307	" " Roller
204554	12386	Take-up Lever complete, Nos. 200042F, 201816 and 206601
202402	12309	Tension Disc
202090	12309	" " Position Pin
204555	12338	" Release Lever
200309E	12309	" " " Screw
202075	12309	" " Plunger
204456	13119	" " Slide

No.	Plate	Name
204457	13119	Tension Release Slide Spring
202407	10881	" Spring
200632B	12309	" Stud
200397H	12309	" " Set Screw
201572B	10881	" Thumb Nut
204271	12309	" Washer
204272	12309	Tension complete, Nos. 200632B, 201572B, 202075, 202407, 204271 and two 202402
204458	13119	Thread Controller Adjusting Collar with 200684H (for Presser Bar)
200684H	12308	Thread Controller Adjusting Collar Screw
204274	12309	Thread Controller Plate
200577H	12311	" " " Screw ...
202098	12309	" " Roller
204275	12309	" " " Guard
202084	12309	" " " Washer
200300c	12309	" " " Screw
204276	12309	" " Spring
204333	12309	" " " Guard
200581H	12309	" " " " Screw..
204277	12309	" " " Stop
204278	12309	" " " " Driving Gear
200319c	12309	Thread Controller Spring Stop Driving Gear Hinge Screw
200135c	12309	Thread Controller Spring Stop Screw
204279	12309	Thread Controller Spring Stud with 204925
200366H	13119	Thread Controller Spring Stud Set Screw
204925	12306	Thread Controller Spring Stud Washer
205987	12309	Thread Controller complete, Nos. 200300c, 200581H, 202084, 202098, 204274, 204275 and 204333
204280	12309	Thread Controller and Spring complete, Nos. 204276 and 205987 ..
203313	12386	Thread Guide
204459	13119	" "
204281	12309	" Retainer Guide Wire
202091	12309	" " Sleeve
202092	12309	" " Spring
204058	12309	" " Stud
200368H	12309	" " " Set Screw
204059	12309	Thread Retainer complete, Nos. 202091, 202092 and 204058

No.	Plate	Name
211622	12107	Throat Plate, 46 needle hole, for needle sizes 16 and 18, in gauges from $\frac{1}{16}$ to $\frac{3}{16}$ in., in steps of $\frac{1}{32}$ in., for 211786
221445	13121	Throat Plate, 50 needle hole, for needle sizes 14 and 15, in gauges from $\frac{3}{16}$ to $\frac{5}{16}$ in., in steps of $\frac{1}{32}$ in., for 221446
211791	12107	Throat Plate, 46 needle hole, for needle sizes 16 and 18, in gauges $\frac{1}{16}$, $\frac{3}{16}$ and $\frac{1}{2}$ in., for 211792
200161D	12319	Throat Plate Clamp Screw
202062	12308	" " Position Pin
200577H	12311	" " Screw

ACCESSORIES

No.	Plate	Name
200157B	12338	Attachment Screw
203208	12312	Bobbin (10)
*225482	-----	" Case Screw Driver Blade ..
*225483	-----	" " " " Handle ..
225497	12345	Bobbin Case Screw Driver complete, Nos. 225482 and 225483 ..
213761	13119	Knife (3)
126 x 3	-----	Needles, four each, sizes 16, 18 and 20
225181	-----	Drip Pan with four wood screws $\frac{1}{2}$ in., No. 5
41400	12345	Machine Rest Pin (wood)
36578	12345	Oiler with 36579
36579	12345	" Spout, 3 $\frac{1}{2}$ in. long, with 120117
120117	-----	" " Washer (leather)
*225484	-----	Screw Driver Blade
*225485	-----	" " Handle
225498	12345	Screw Driver complete (7 $\frac{1}{2}$ in. long), Nos. 225484 and 225485 ..
225554	12345	Wrench (steel)

BOBBIN WINDER

Swing Automatic, Right Hand

225453	10884	Frame with 202277 and 225438 ...
225454	10884	" Hinge Pin
202277	---	" Oil Packing (wick)
225438	10884	" " Well Cap
225455	10884	" Spring
225456	10884	" " Plunger
202473	10885	Pulley with 200105c
200105c	10884	" Set Screw
225381	10884	Spindle
225444	10884	Stop Latch
200056E	10884	" " Screw
225458	10884	" " Thumb Lever
225459	10884	" " " " Hinge Stud
225460	10884	" " " " Joint Stud
202478	10884	" " Trip Lever
200299H	10884	" " " " Hinge Screw
225461	10881	Tension Bracket with 201499B ...
200082D	10881	" " Screw
228026	10884	" " " Washer

No.	Plate	Name
2102	10881	Tension Disc
202407	10881	" Spring
201499R	10881	" Stud
201572B	10881	" " Thumb Nut
225462	10881	Bobbin Winder Tension Bracket complete, Nos. 201572B, 202407, 225461 and two 2102
225433	10885	Bobbin Winder and Tension Bracket Base
225382	10885	Universal Bobbin Winder complete, Nos. 200056E, 200082b, 200299n, 202473, 202478, 225381, 225433, 225444, 225453 to 225456, 225458 to 225460, 225462, 228026 and two wood screws $\frac{3}{8}$ in., No. 13, R.H.B.

KNEE LIFTER

227781	11125	Knee Lifter Rock Lever with 200522c and 200529c
227782	—	Knee Lifter Rock Lever 227781 with two each 202451 and 202452
227787	—	Knee Lifter Rock Lever 227782 with 202203 and 227784
202453	11125	Knee Lifter Rock Lever Knee Plate with 200526c
202203	—	Knee Lifter Rock Lever Knee Plate 202453 with 202454
202454	11125	Knee Lifter Rock Lever Knee Plate Arm (long)
200522c	12319	Knee Lifter Rock Lever Knee Plate Arm Set Screw
200526c	12319	Knee Lifter Rock Lever Knee Plate Set Screw
202451	11125	Knee Lifter Rock Lever Lug with two wood screws $\frac{3}{8}$ in., No. 13u
202452	12319	Knee Lifter Rock Lever Lug Hinge Pin
227784	11125	Knee Lifter Rock Lever Rod, 3 in. long, with 227785
*227785	—	Knee Lifter Rock Lever Rod Cap or Oil Guard
200529c	12319	Knee Lifter Rock Lever Rod Set Screw

(Other Knee Lifter parts are listed with
parts of machine head.)

THREAD UNWINDER

No.	Plate	Name
202486	—	Spool Pin
202487	—	" Rest
227498	—	" "
202488	10838	" " 202487 with 200363c, 200383c and two 202486
227499	10838	Spool Rest 227498 with 200363c and 202486
202489	10838	Spool Rest Rod
200383c	12311	" " " Set Screw
200383c	12311	" " Set Screw
202490	10838	" Stand with 200383c
202491	—	" Washer (steel)
202492	—	" Weight with 202493
202493	—	" " Center with 202793 and 203163
203163	—	Spool Weight Center Bushing ...
202793	—	" " Thread Guide
202794	10838	Thread Eyelet Rod
227605	10838	" " "
227606	10838	" " " Clamp with two 200396c
200396c	13119	Thread Eyelet Rod Clamp Set Screw
200363c	12338	Thread Eyelet Rod Set Screw ...
227500	10838	Thread Unwinder complete, Nos. 202488 to 202490, 202794, 227499, 227605, 227606, three each 202491, 202492 and wood screws $\frac{3}{8}$ in., No. 13

FEED DOGS

No.	Plate	Name
211786	12107	Feed Dog, for 211622 and 211785 ..
211789	12107	" " " 211787 and 211788 ..
211792	12107	" " " 211790 and 211791 ..
211793	12107	" " " 211790 and 211791 ..
221446	13121	" " " 221445

THROAT PLATES

211622	12107	Throat Plate, 46 needle hole, for needle sizes 16 and 18, in gauges from $\frac{3}{16}$ to $\frac{3}{8}$ in., in steps of $\frac{1}{32}$ in., for 211786
211785	12107	Throat Plate, 50 needle hole, for needle sizes 14 and 15, in gauges from $\frac{3}{16}$ to $\frac{3}{8}$ in., in steps of $\frac{1}{32}$ in., for 211786
211787	12107	Throat Plate, 50 needle hole, for needle sizes 14 and 15, in $\frac{3}{16}$ in. gauge, for 211789
211788	12107	Throat Plate, 46 needle hole, for needle sizes 16 and 18, in $\frac{3}{16}$ in. gauge, for 211789
211790	12107	Throat Plate, 50 needle hole, for needle sizes 14 and 15, in gauges $\frac{1}{4}$, $\frac{3}{8}$ and $\frac{7}{8}$ in., for 211792 and 211793
211791	12107	Throat Plate, 46 needle hole, for needle sizes 16 and 18, in gauges $\frac{1}{4}$, $\frac{3}{8}$ and $\frac{7}{8}$ in., for 211792 and 211793
221445	13121	Throat Plate, 50 needle hole, for needle sizes 14 and 15, in gauges from $\frac{3}{8}$ to $\frac{5}{8}$ in., in steps of $\frac{1}{16}$ in., for 221446

OBSOLETE PARTS

No.	Plate	Name
202470	12320	Bobbin Winder Base
202471	12320	" " " Frame
202472	12319	" " " Spring
202474	12320	" " Spindle
202477	12319	" " Stop Latch Thumb Lever
202480	12320	Bobbin Winder Spool Holder Base with 200355H and 202484
202481	12320	Bobbin Winder Spool Holder Base Spool Pin
202482	12319	Bobbin Winder Spool Holder Tension Disc (lower or upper)
202483	12319	Bobbin Winder Spool Holder Tension Disc Spring (brass)
202484	12319	Bobbin Winder Spool Holder Tension Disc Thread Guide
202485	12320	Bobbin Winder Spool Holder complete, Nos. 200011E, 202480, 202481, 202483, two 202482 and one wood screw 1 in., No. 13 ..
227522	12319	Bobbin Winder Stop Latch
227523	12320	Bobbin Winder complete, Nos. 200056E, 200161D, 200221D, 201537H, 202470 to 202474, 202477, 202478, 227522, three 200299H and two round head wood screws $\frac{3}{8}$ in., No. 13
*213604	-----	Feed Driving Cam Fork Lever Slide Block with 200116c
*213605	-----	Feed Driving Cam Fork Lever Slide Block
213606	13119	Feed Driving Cam Fork Lever Slide Block 213604 with 213605
203250	11007	Hook Driving Shaft Collar with two 200393c
203709	13121	Needle Holder, in gauges from $\frac{3}{8}$ to $\frac{3}{4}$ in., in steps of $\frac{1}{32}$ in., with 200068H and two 200141F
203710	13121	Needle Holder, in gauges from $\frac{3}{8}$ to $\frac{1}{2}$ in., in steps of $\frac{1}{32}$ in., with 200068H, 200125F and two 200141F
203719	13121	Needle Holder, in gauges from $\frac{1}{4}$ to $\frac{3}{4}$ in., in steps of $\frac{1}{16}$ in., with 200068H and two 200141F

PLATE 10838—ONE-EIGHTH SIZE

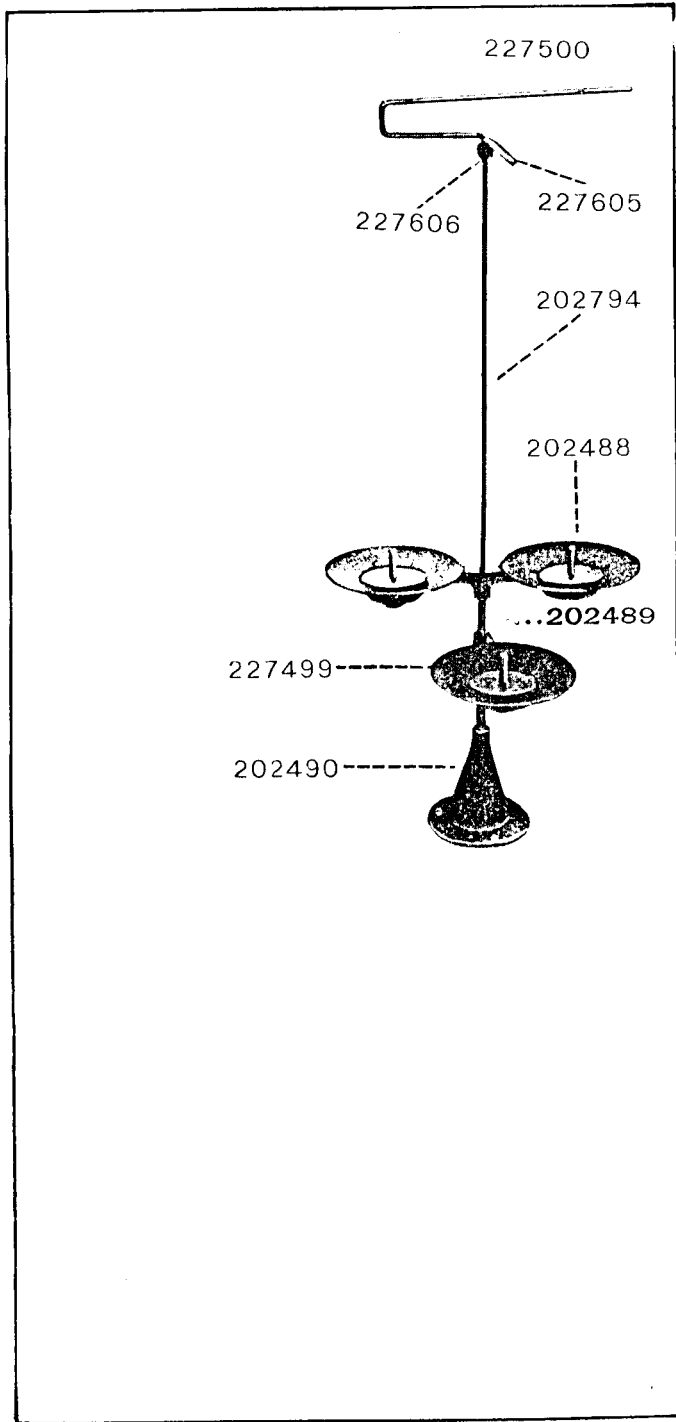



PLATE 10881—FULL SIZE

225461




200082




202104



2102



225462



202407



201499

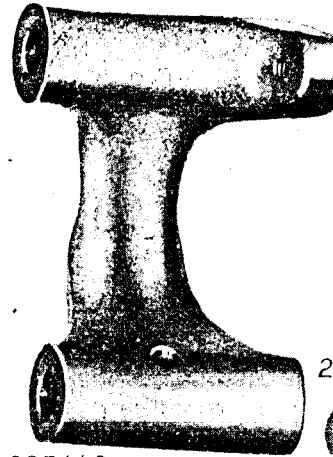


201572

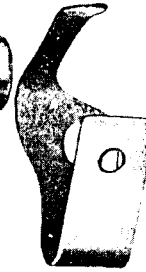


PLATE 10884—FULL SIZE

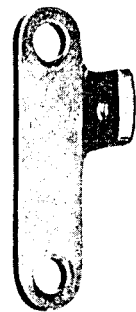
225453



225444



202478



225458



228026



225460



225454



200299



225438



200056



225459




200105



225456



225381




225455



PLATE 10885—ONE-FOURTH SIZE

225433



202473



225382





PLATE 11007—FULL SIZE

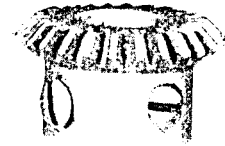
203241




200555



203242



203245




203250



200393




203246



200006




203249



225585



203244



200840



PLATE 11125 - ONE-FOURTH SIZE

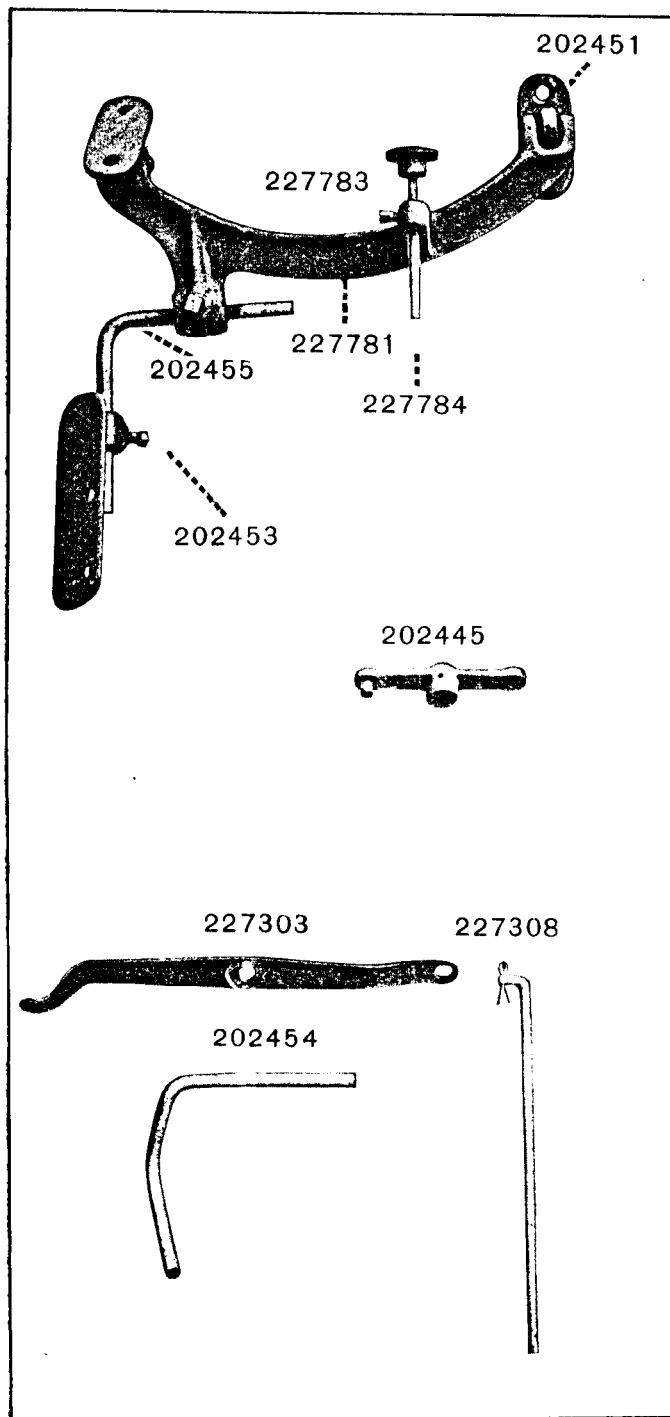


PLATE 12107 - FULL SIZE

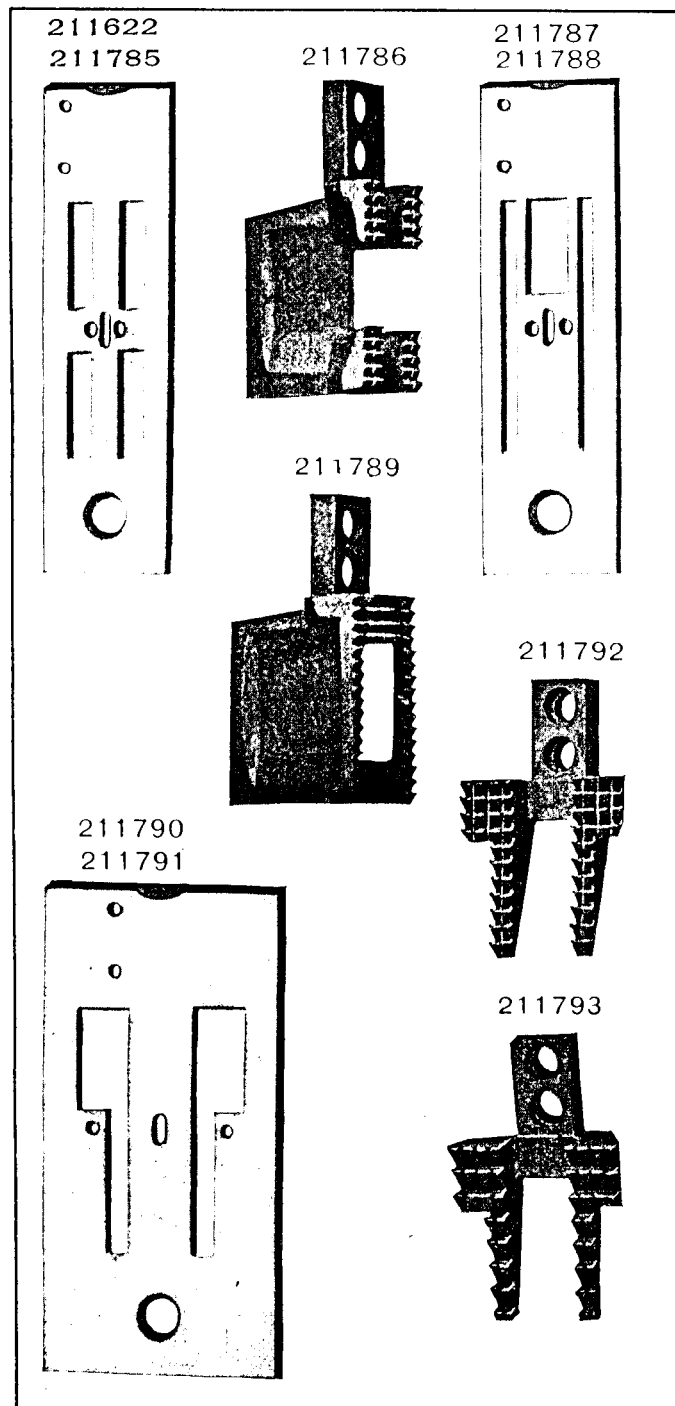


PLATE 12305—FULL SIZE




PLATE 12306—FULL SIZE

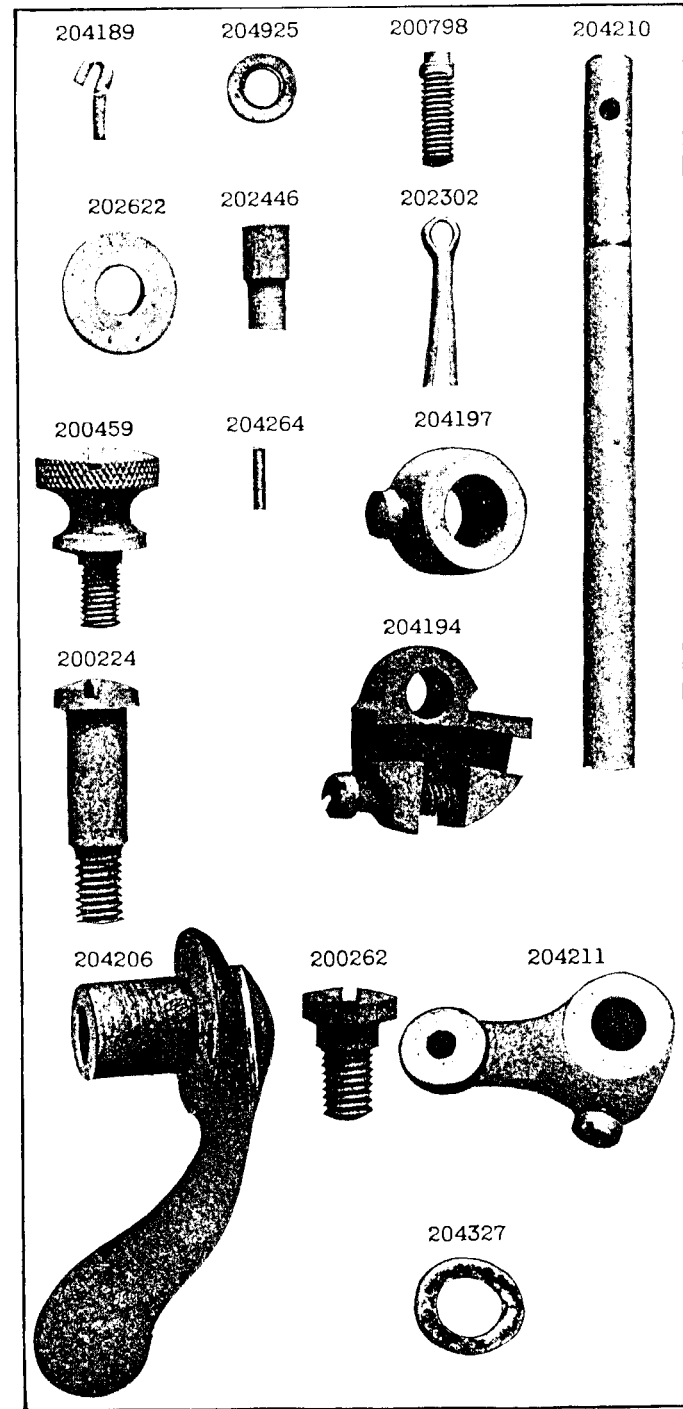


PLATE 12307—FULL SIZE

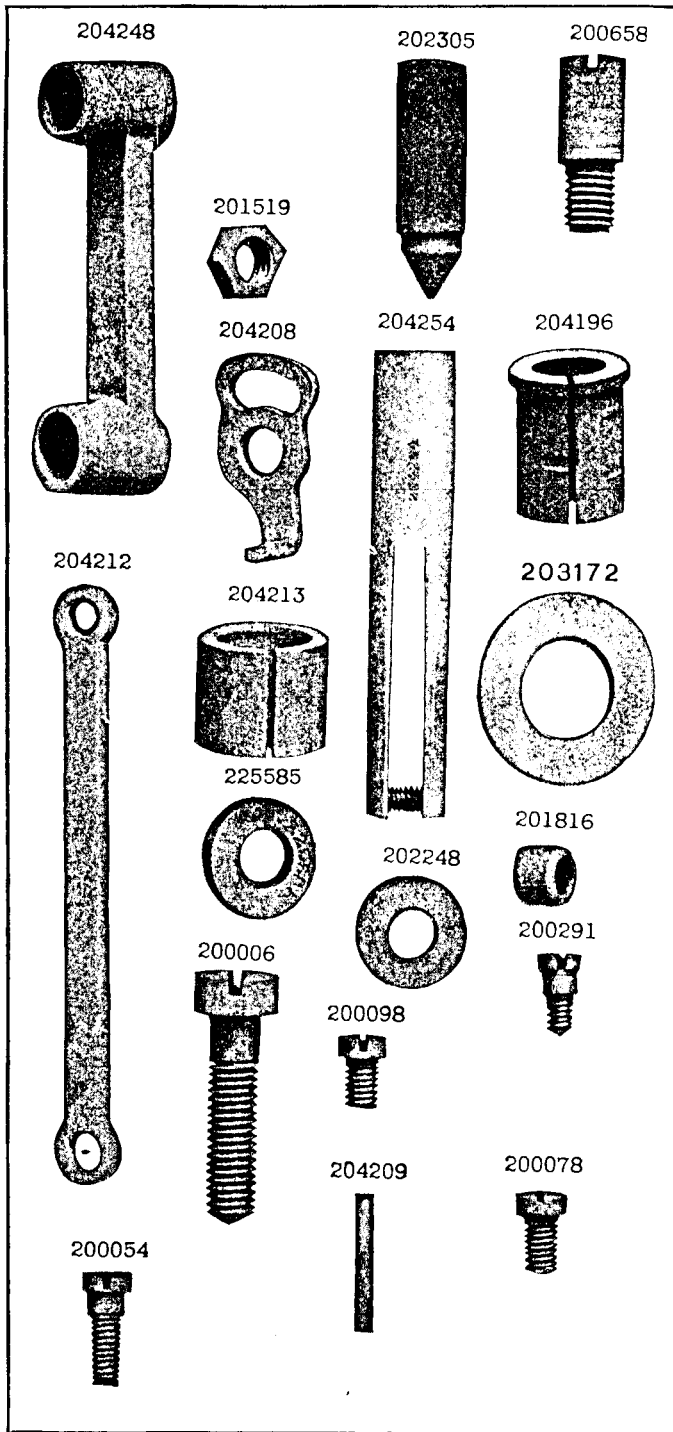


PLATE 12308—FULL SIZE

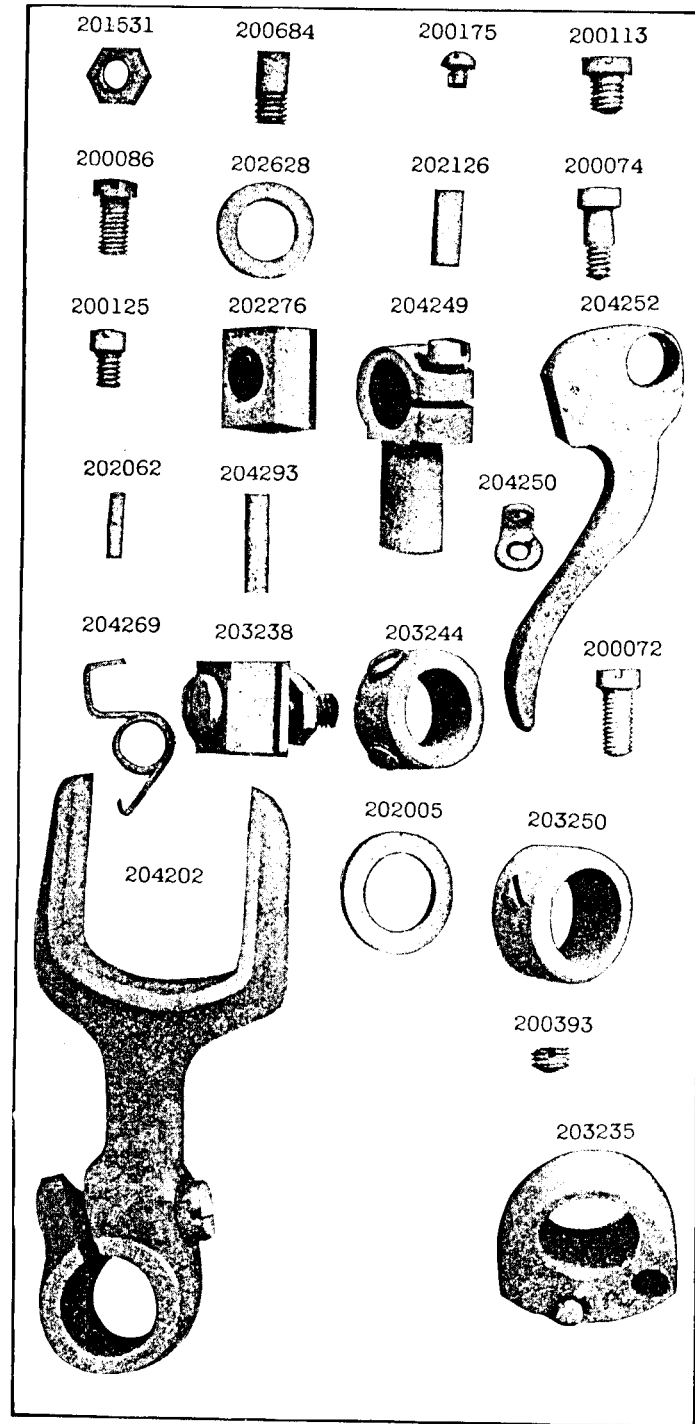


PLATE 12309 - FULL SIZE

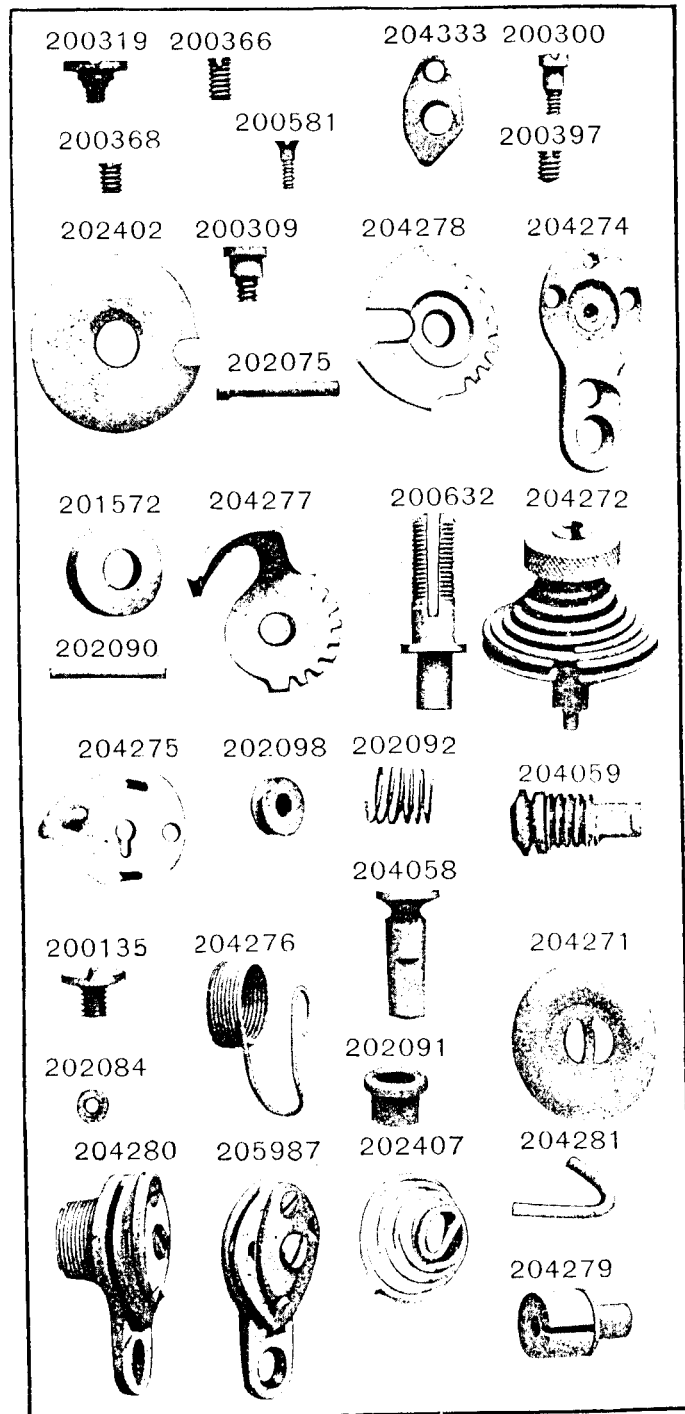


PLATE 12311 - FULL SIZE

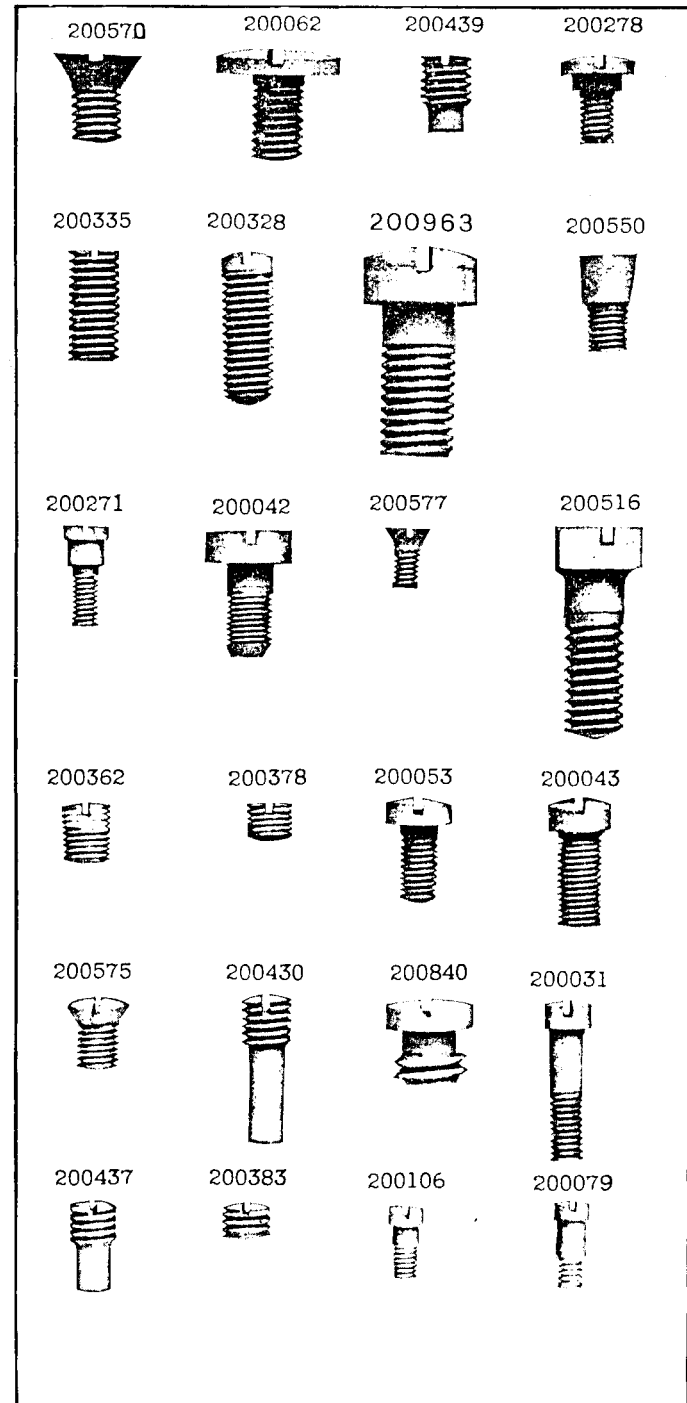


PLATE 12312 - FULL SIZE

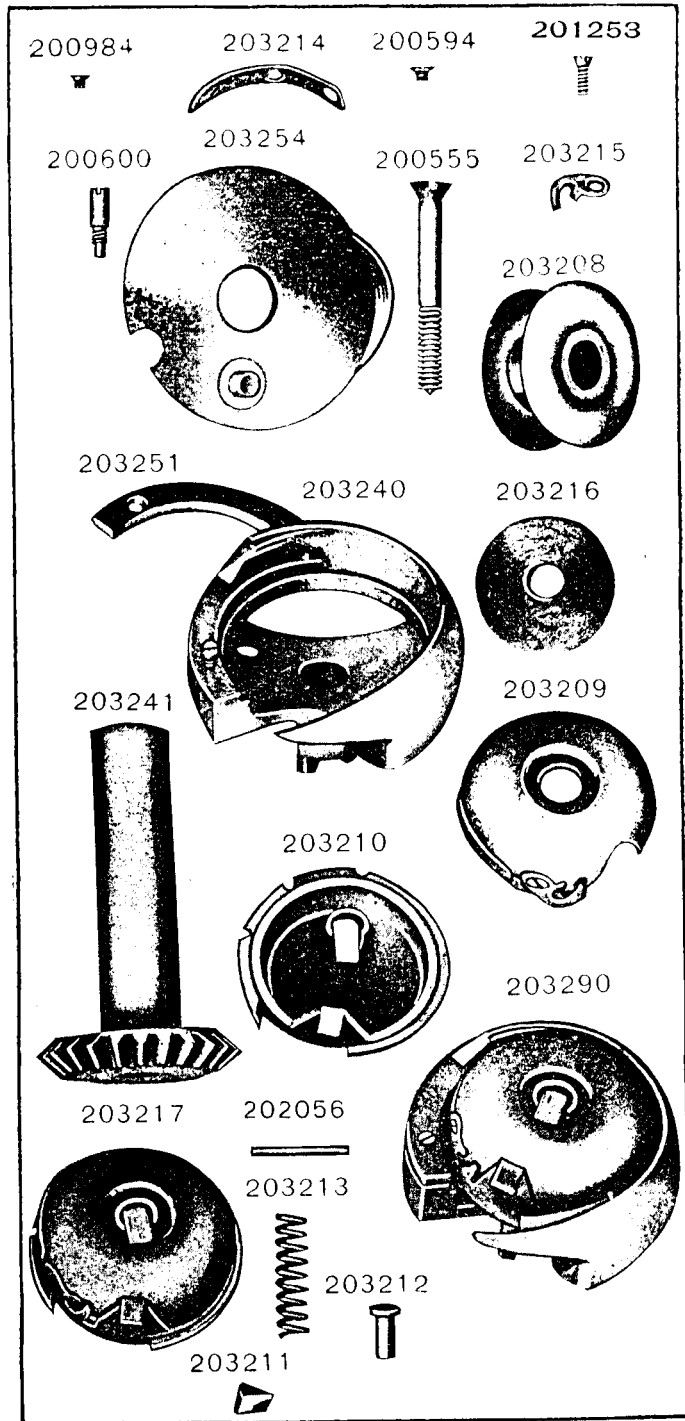


PLATE 12319 - FULL SIZE

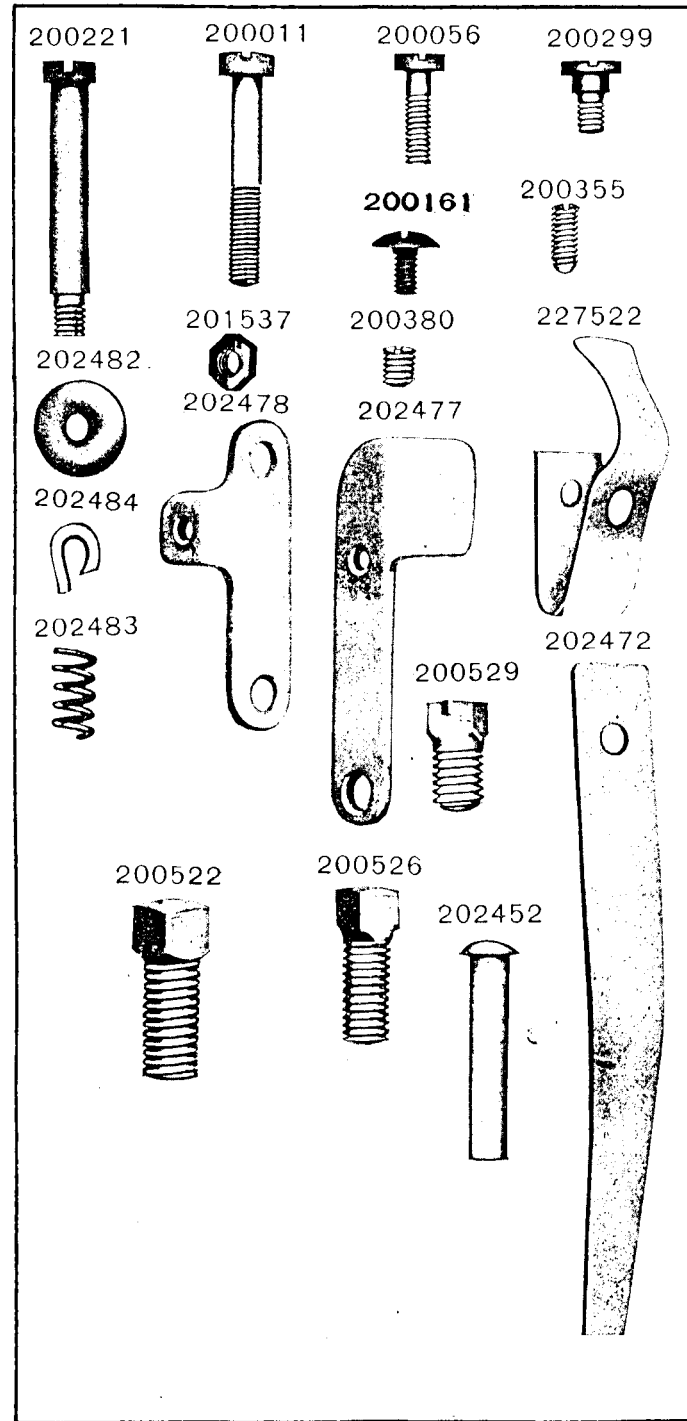


PLATE 12320—ONE-HALF SIZE

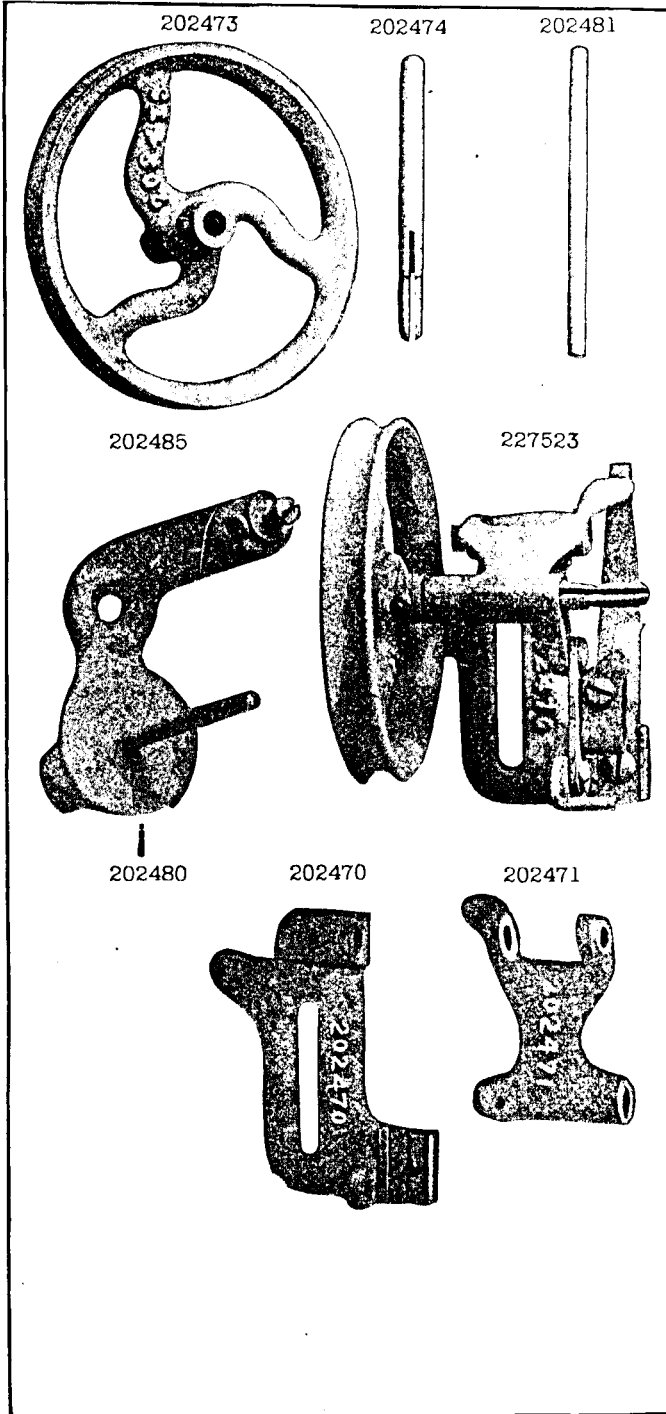


PLATE 12333—ONE-FOURTH SIZE

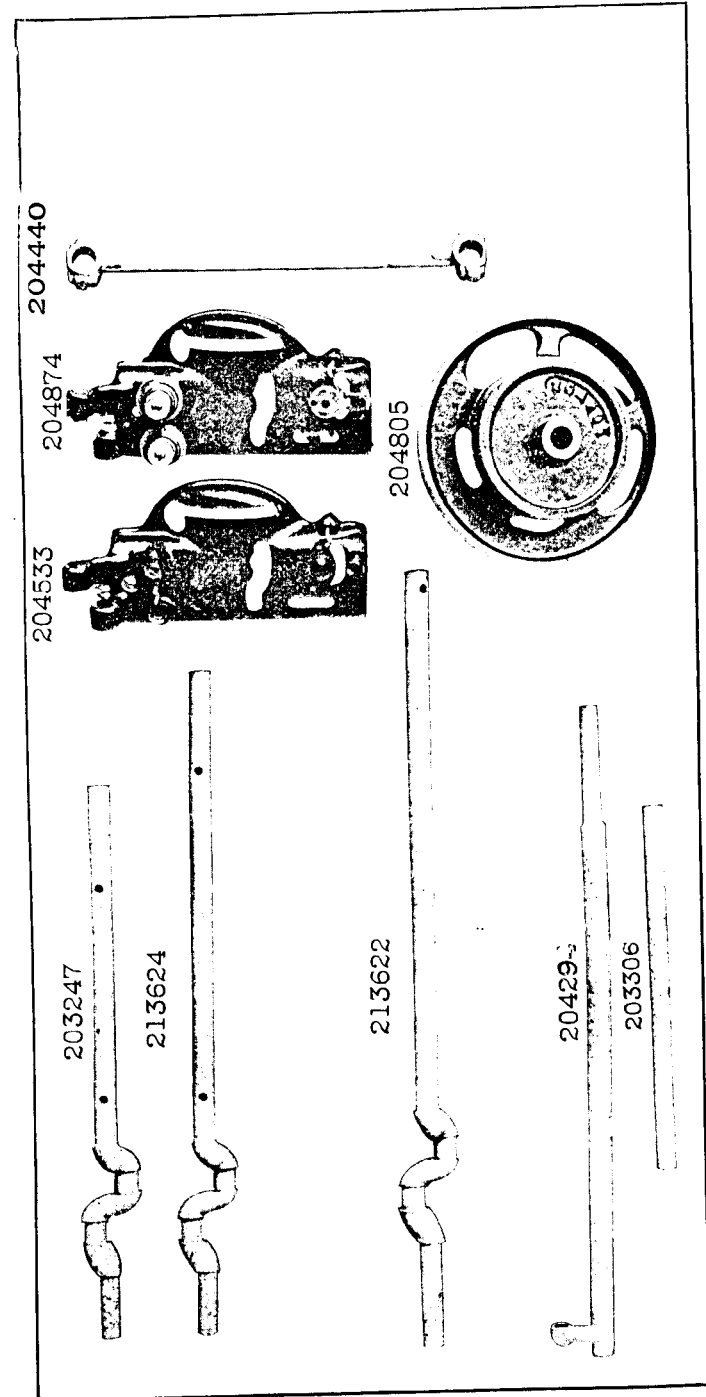


PLATE 12334—ONE-HALF SIZE

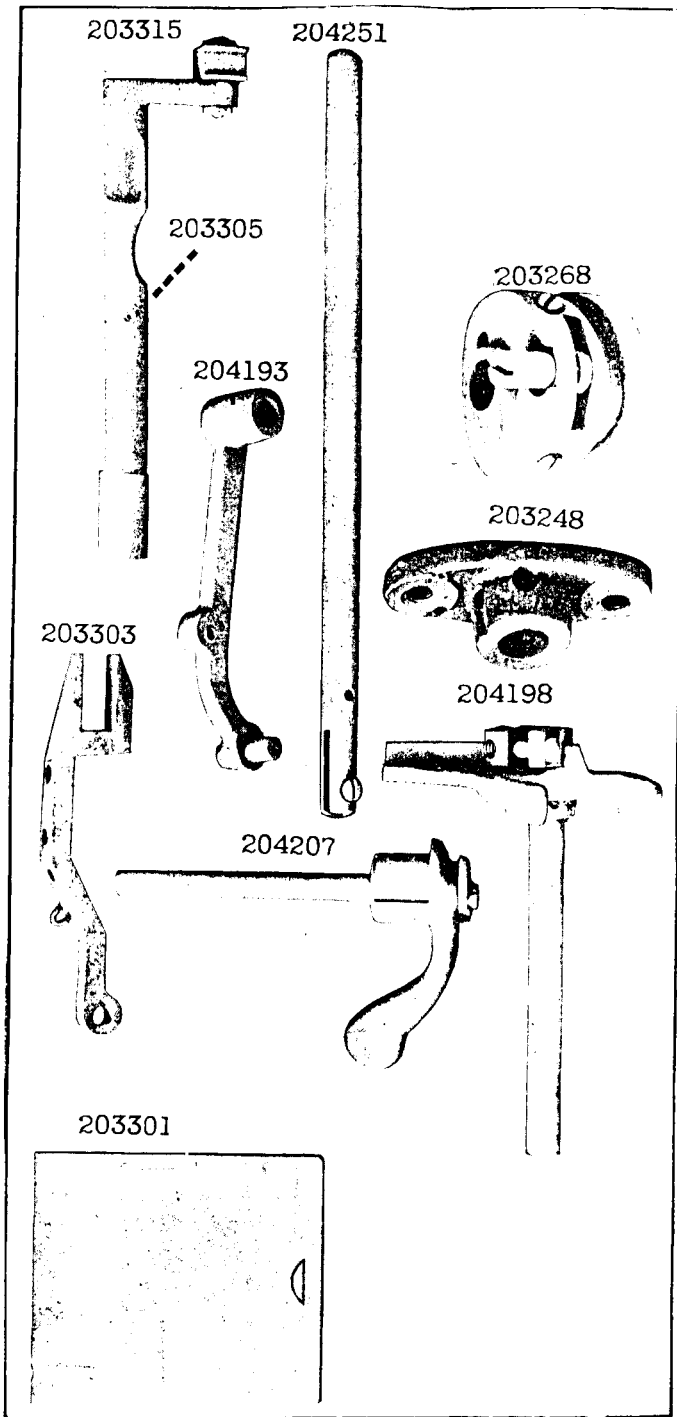


PLATE 12335—FULL SIZE

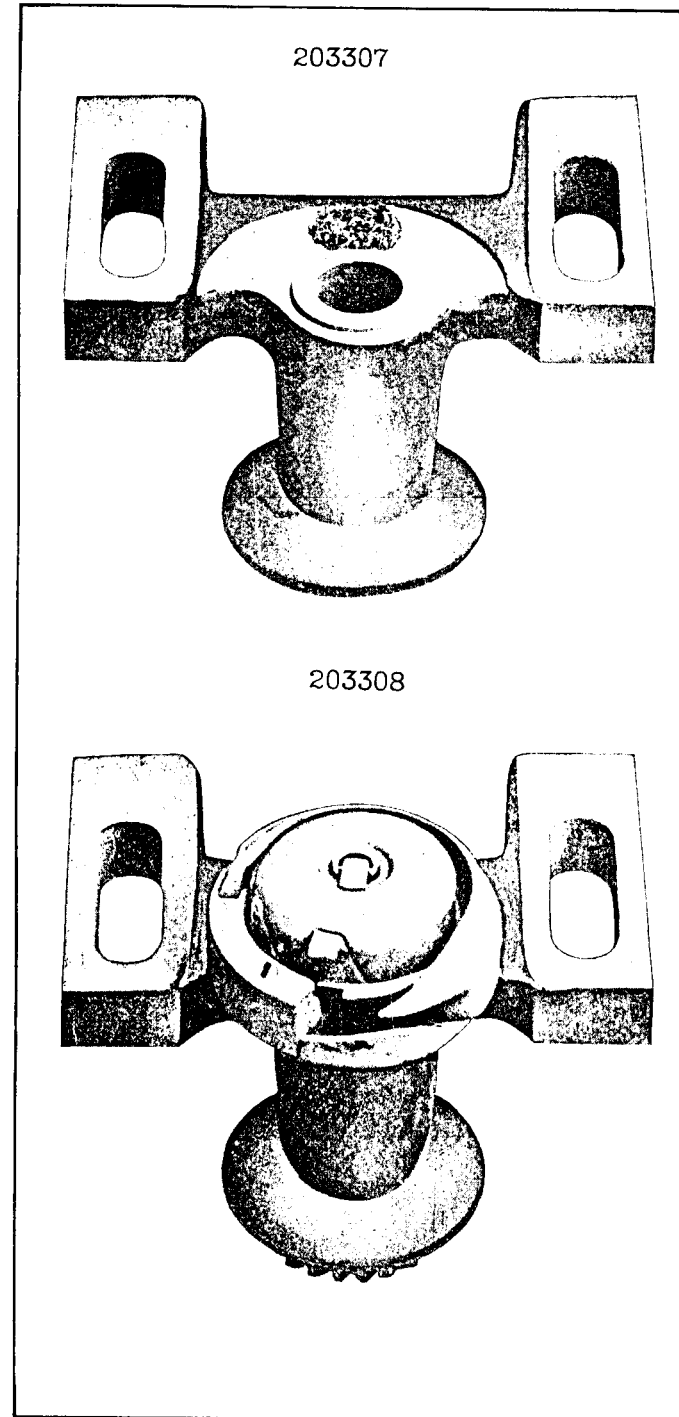


PLATE 12338—FULL SIZE

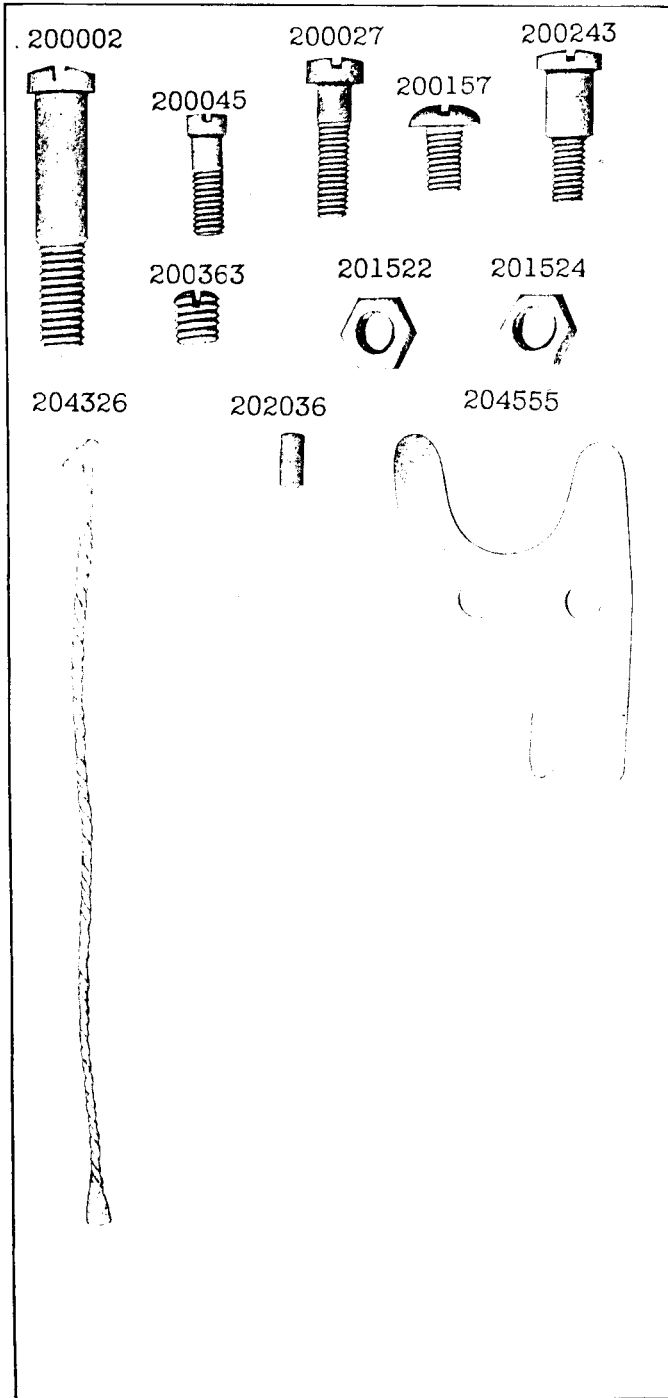


PLATE 12345—ONE-HALF SIZE

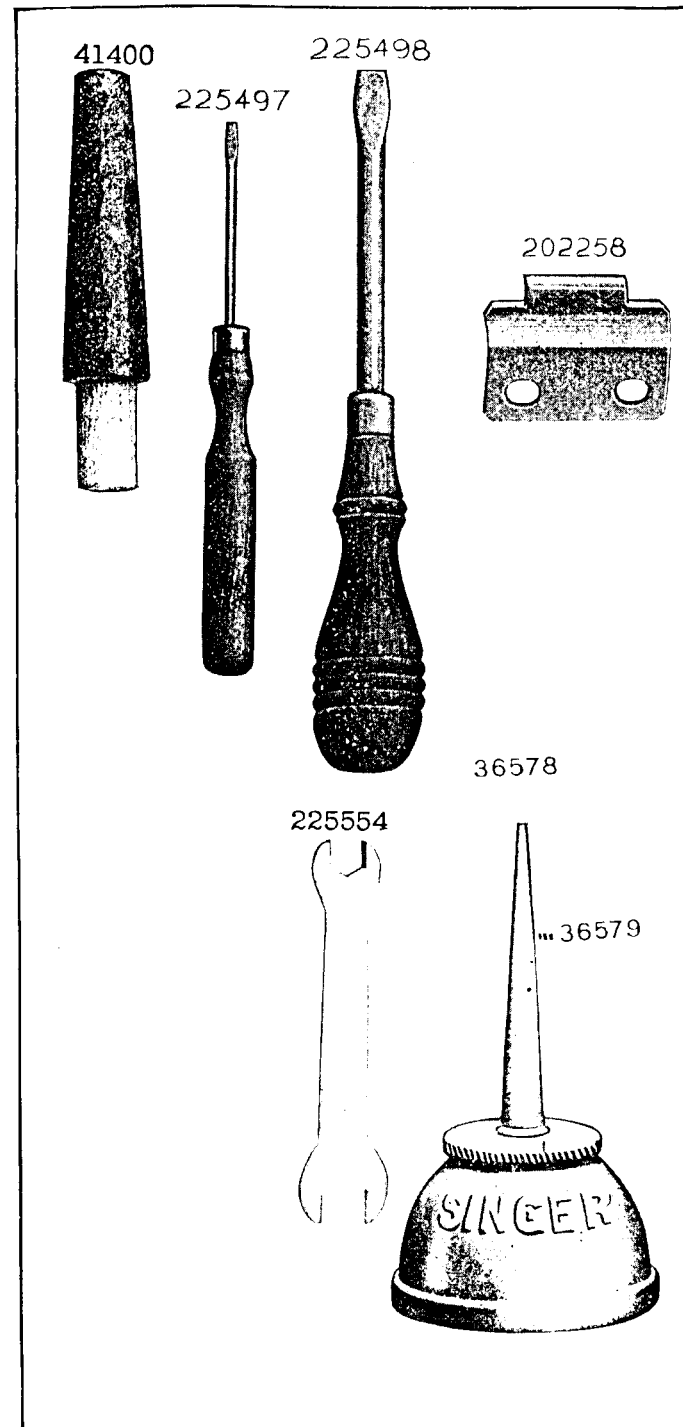


PLATE 12386—FULL SIZE

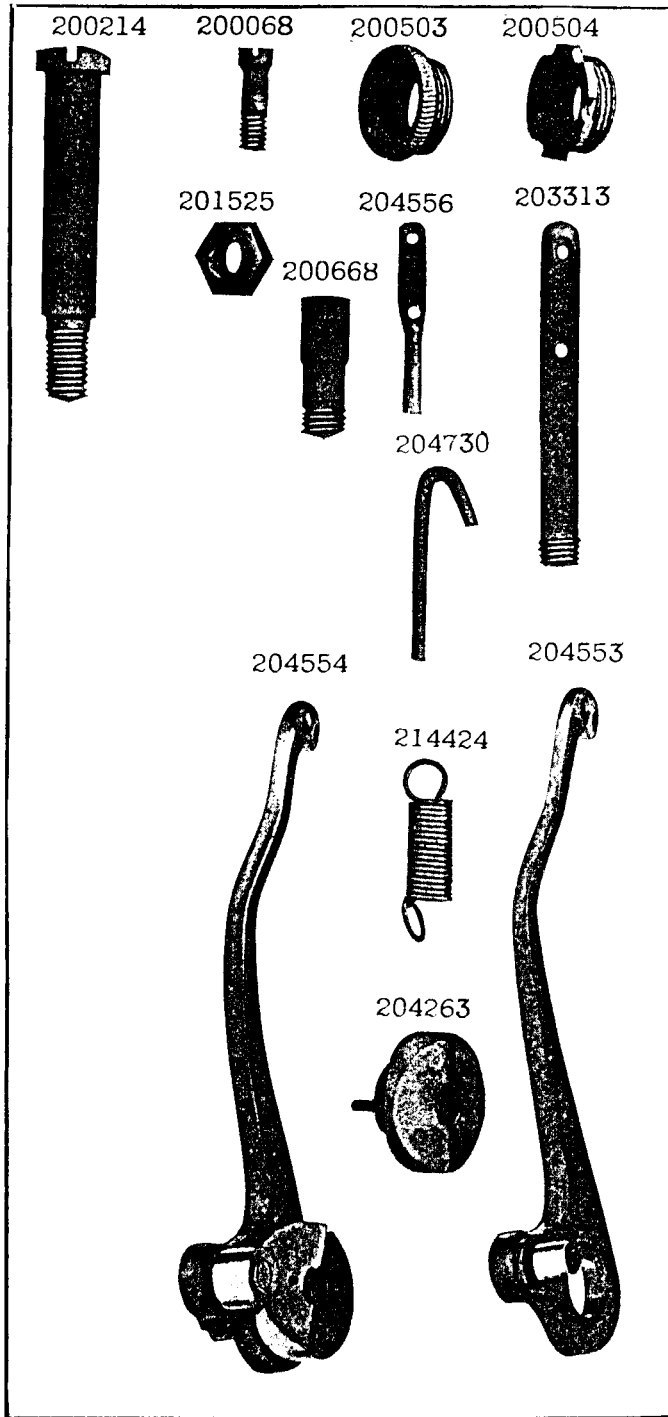


PLATE 13119—FULL SIZE

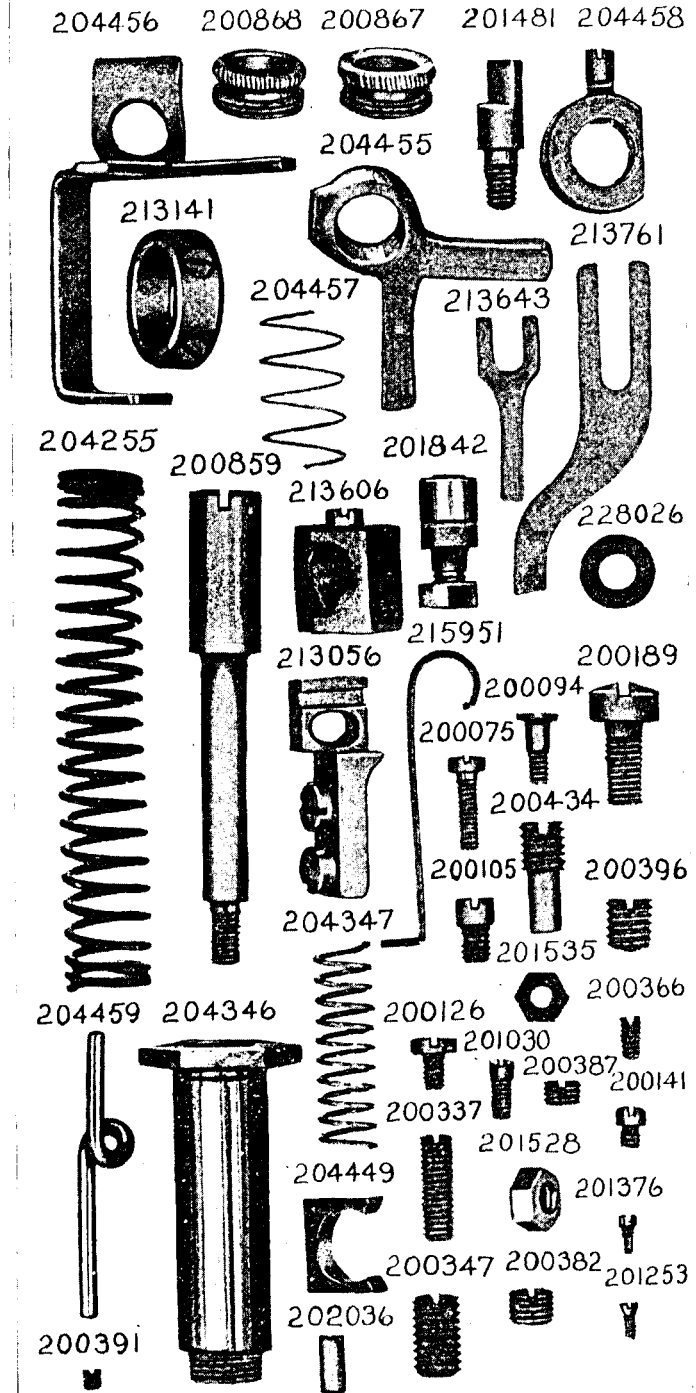


PLATE 13120—ONE-HALF SIZE

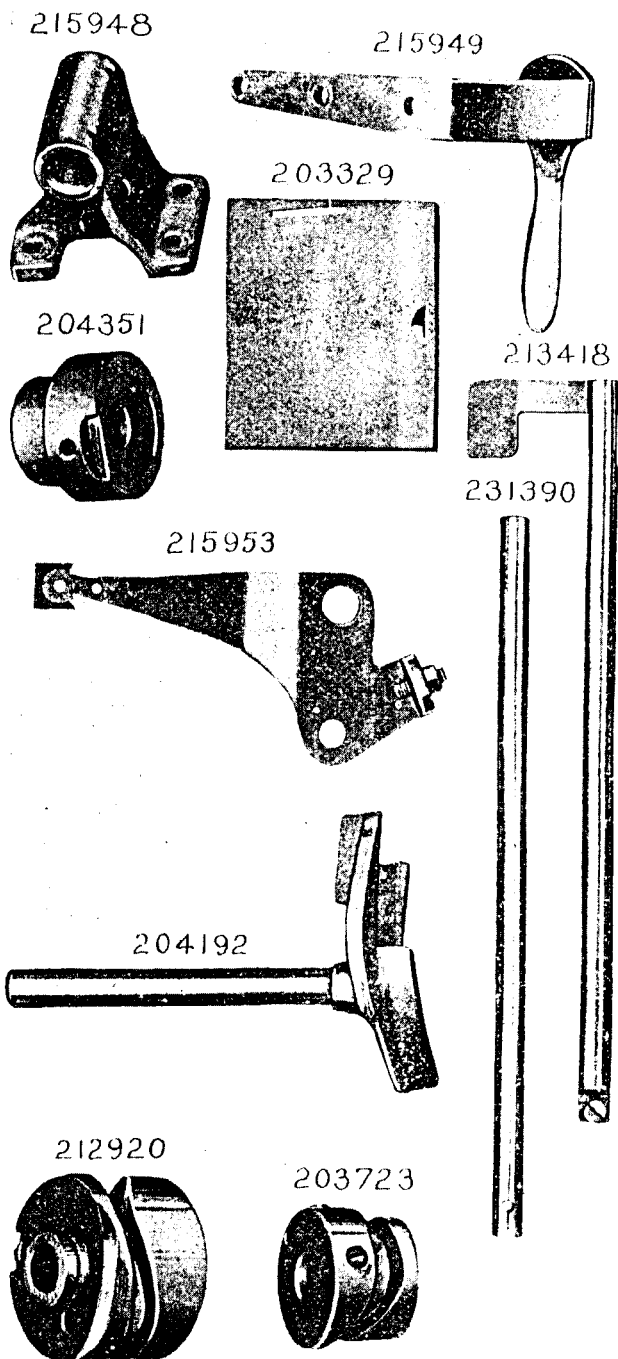


PLATE 13121—FULL SIZE

