


**SINGER**  
**103K5,K7**

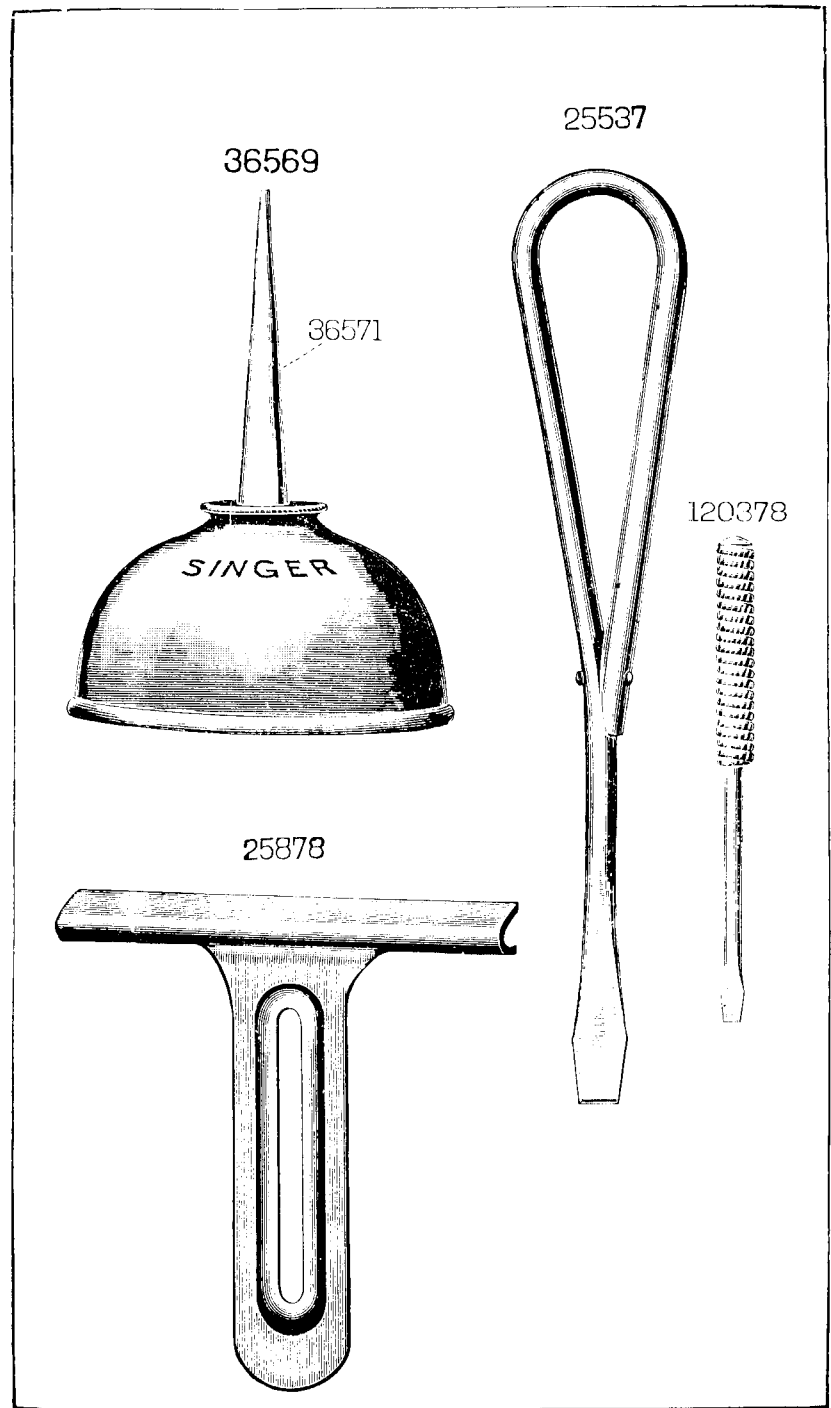
Illustrated List of Parts  
for Class 103K Machines


(Nos. 103K5 and 103K7)



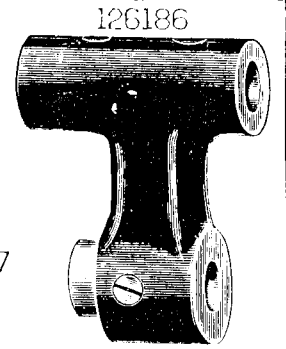

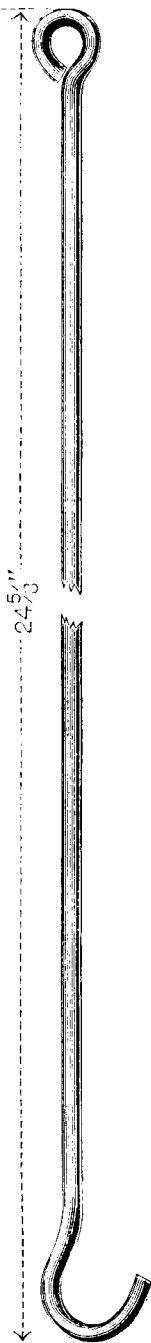
No. 103K7 Machine.

The Singer Manufacturing Co.





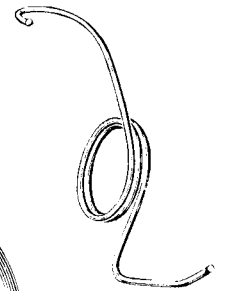
46686




126187




126188



41700



15153



126189

171



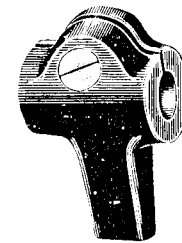
134




217



41730



126245



457




759



2269

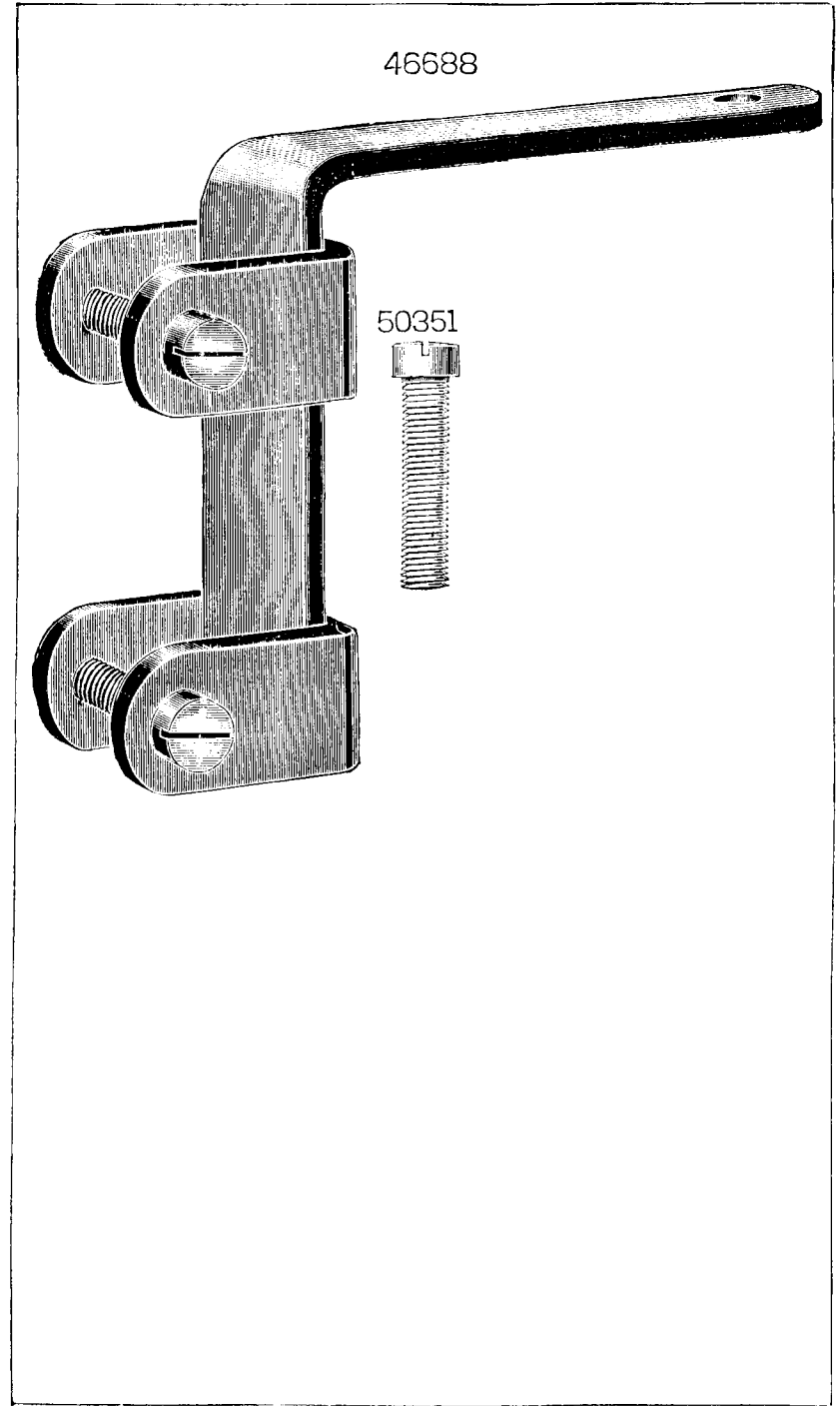
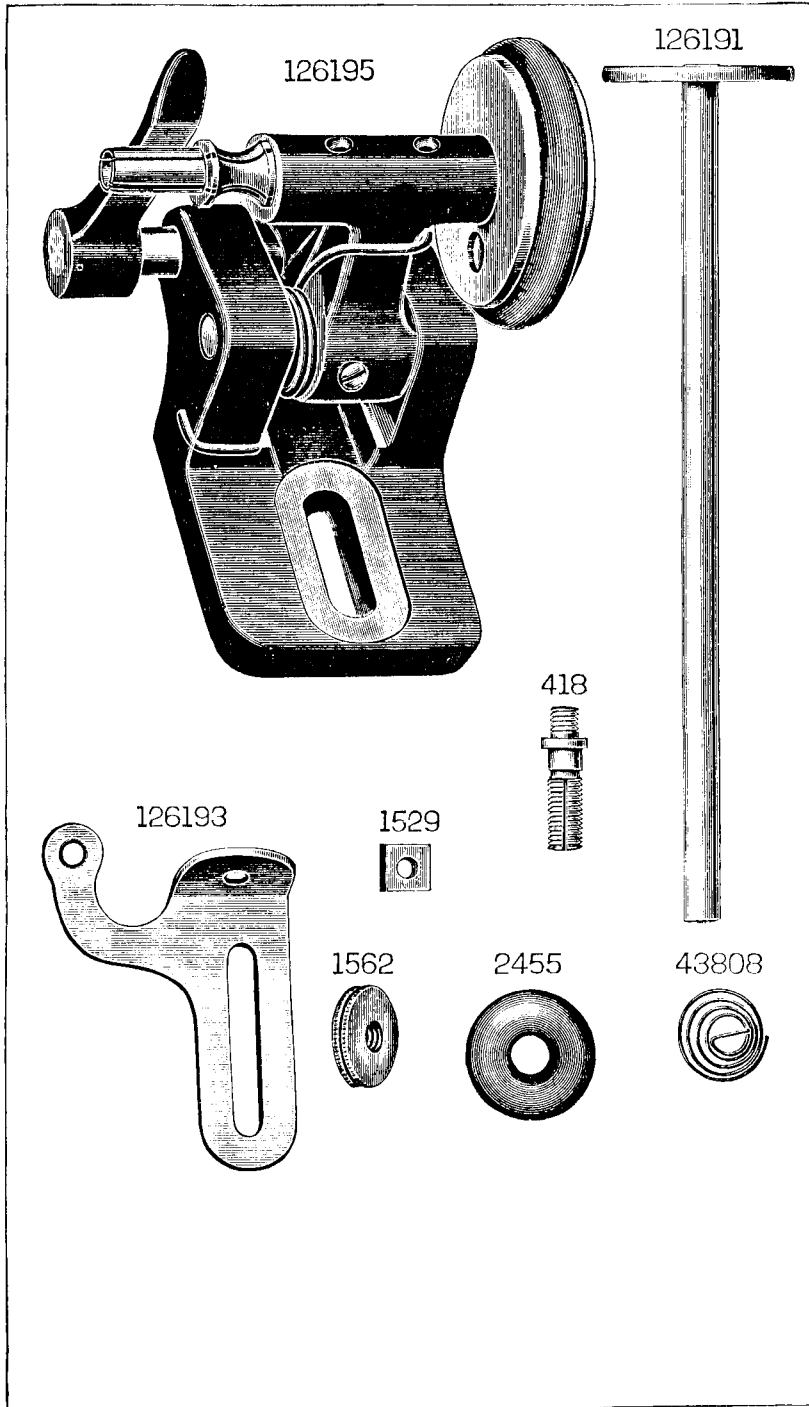


41441



41729





56159




56156



56154



56099



56029




56070



56100



29633



157



56155



56107



56106



56157



56075



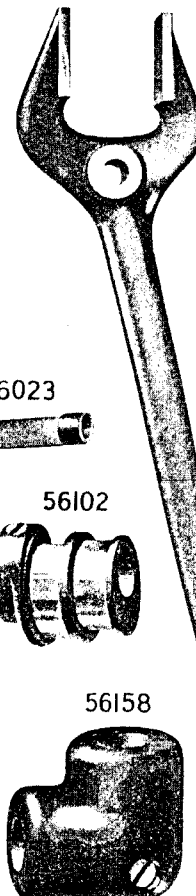
56160



56046



56103



52028




56023



56102



56158




56055



204296

56054

56098



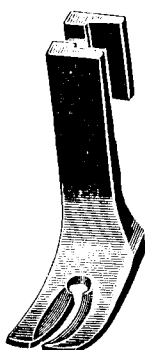
36551



36554




56083



36840



56126



56127



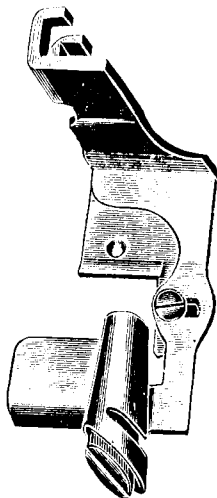
36837




36838



36613



36549




36550



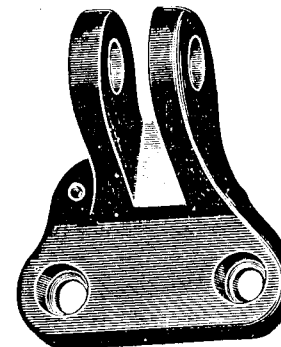
662




56074



56072



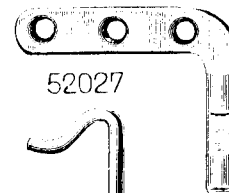
5596




56015



52454



8879



40409



52027



145



176



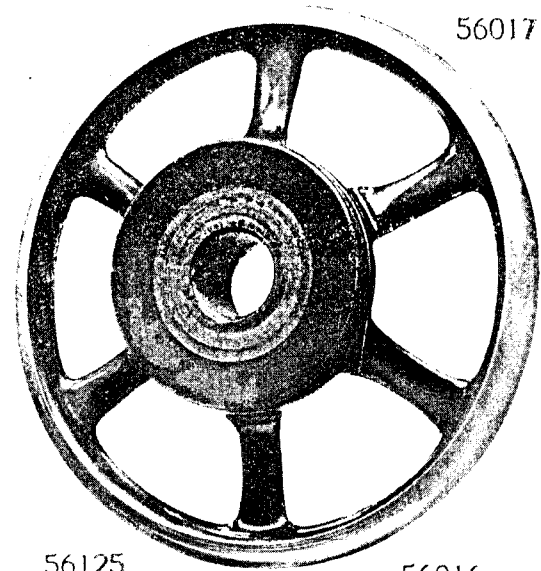
443




624



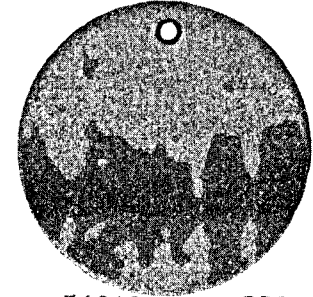
56017



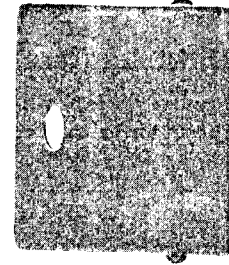
56125



56016



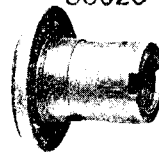
56019




2824



56020



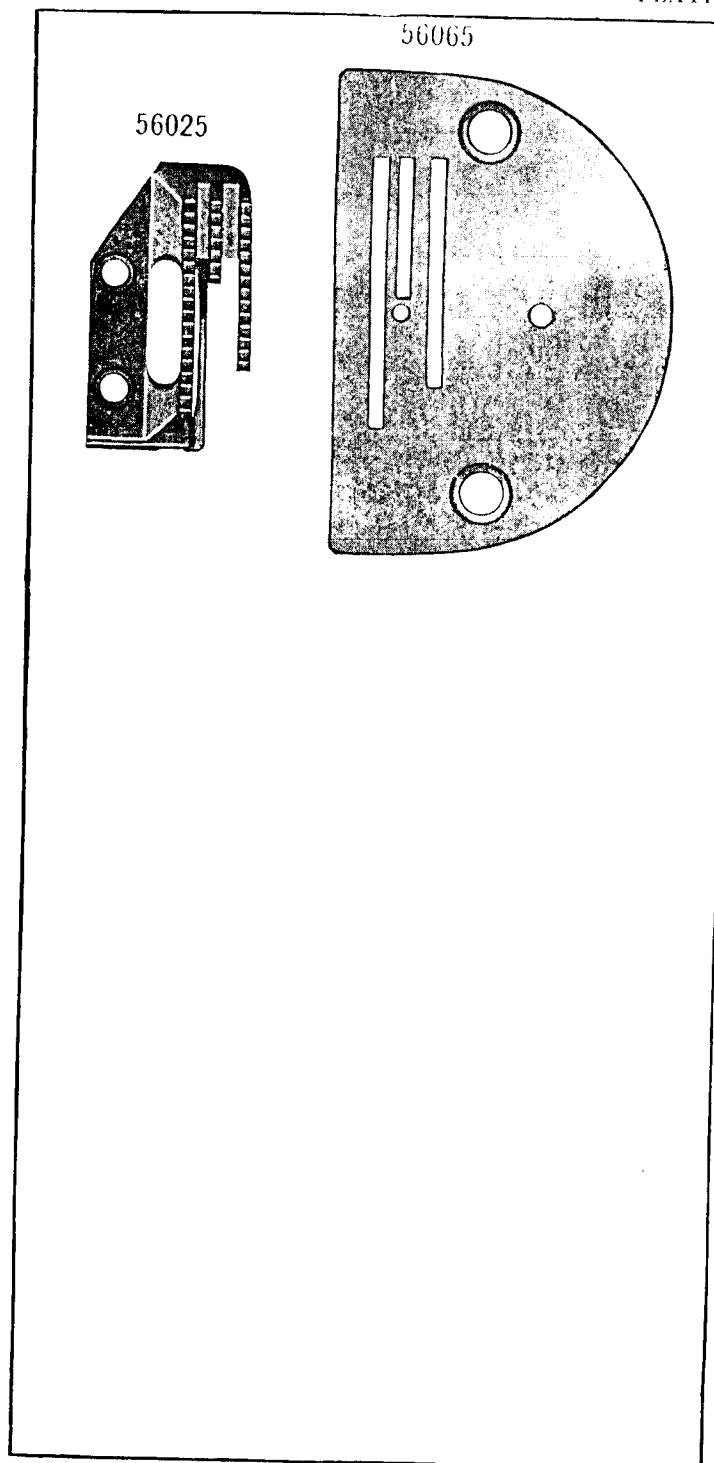
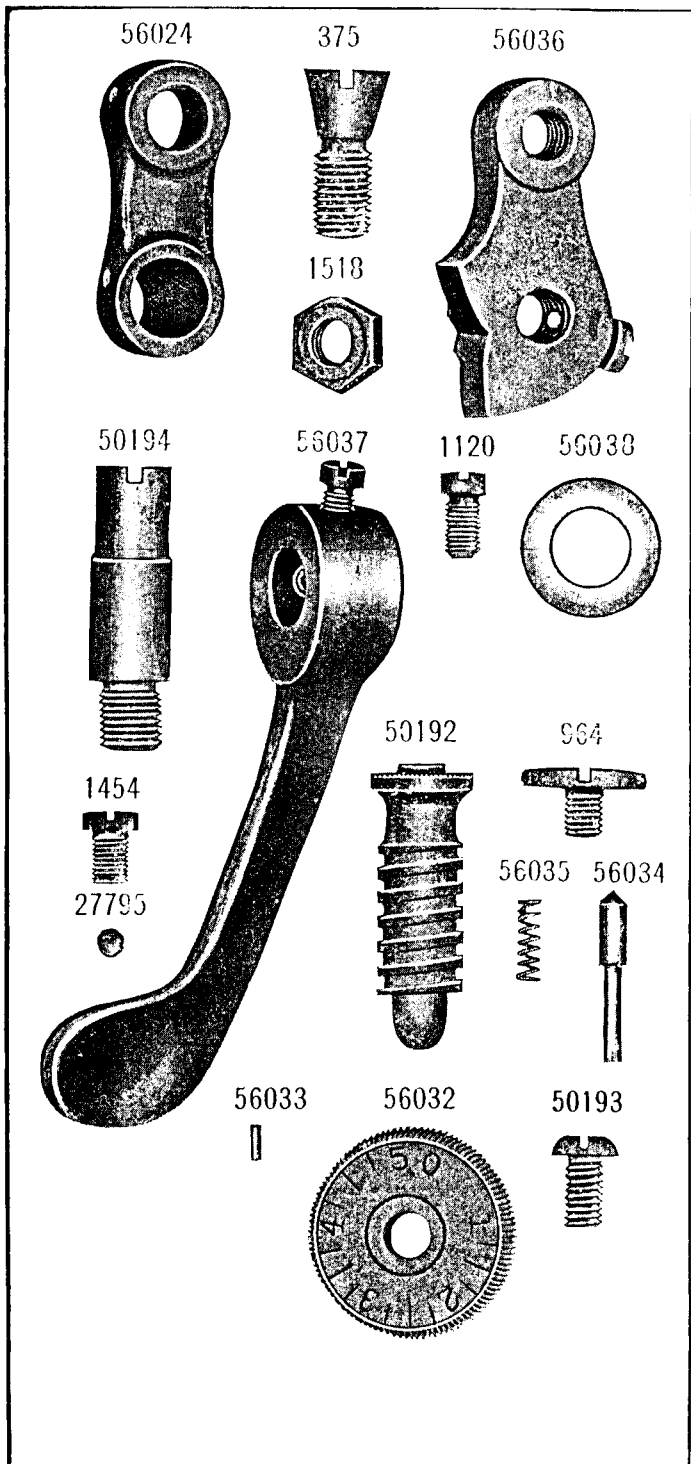
2020

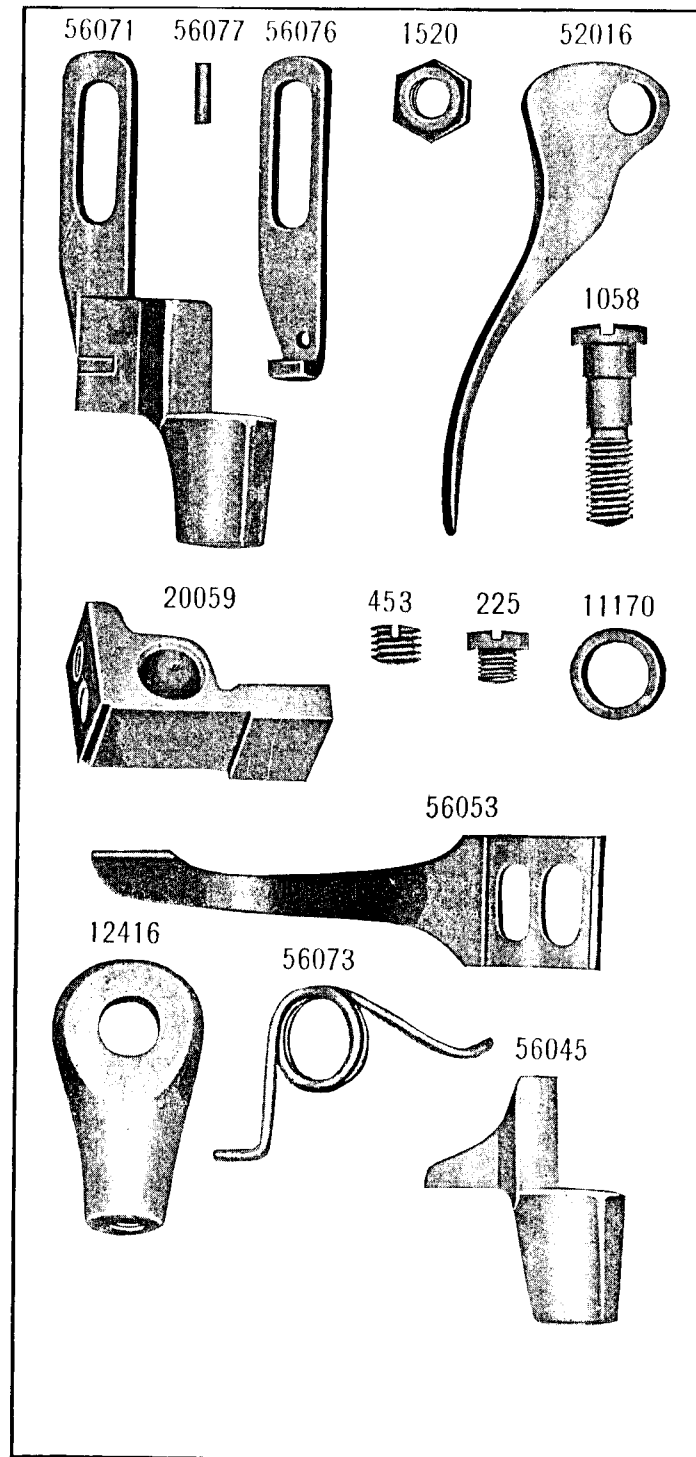
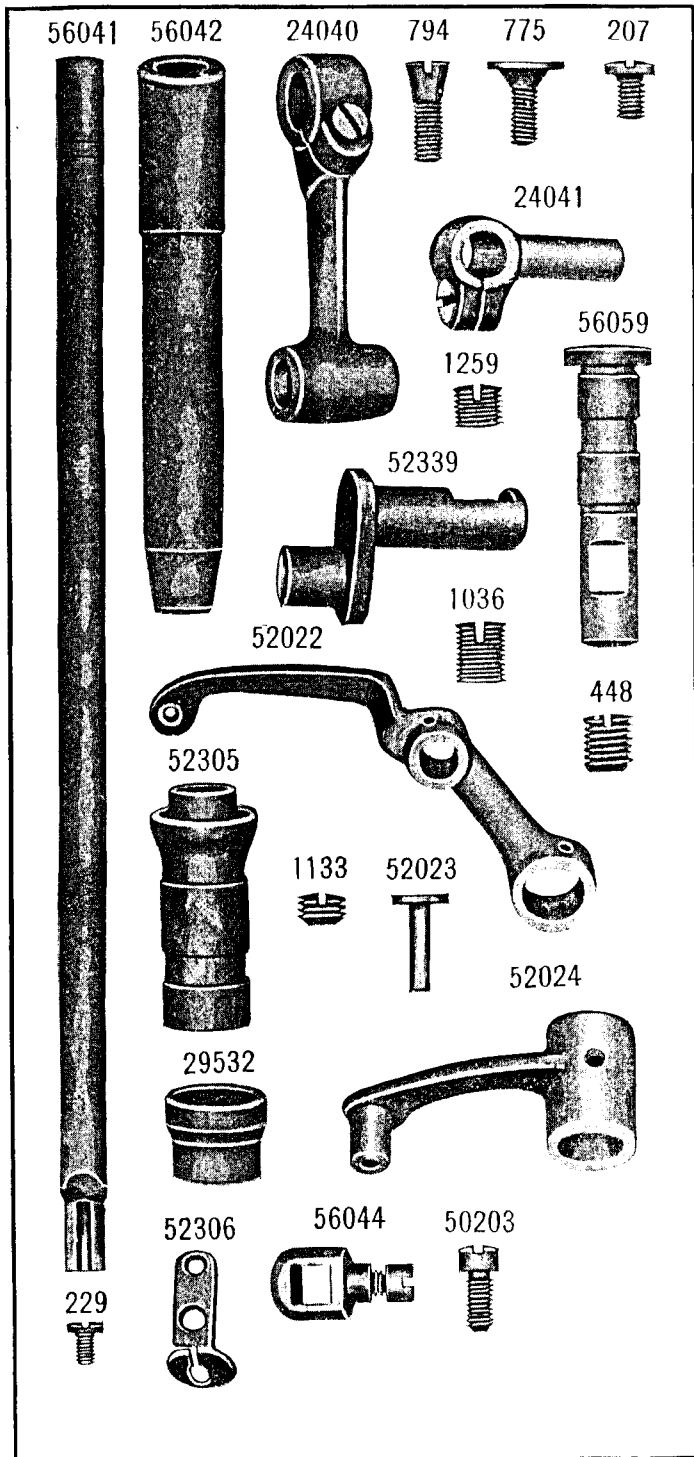


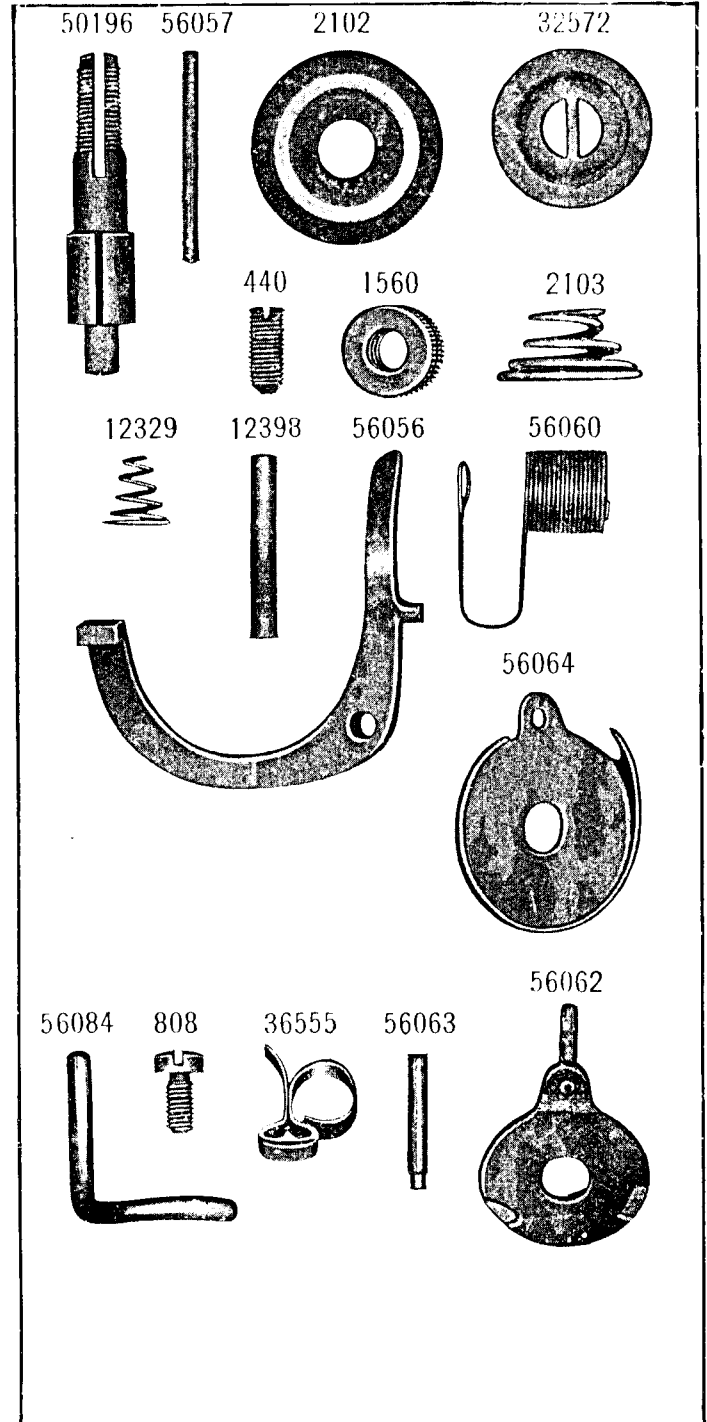
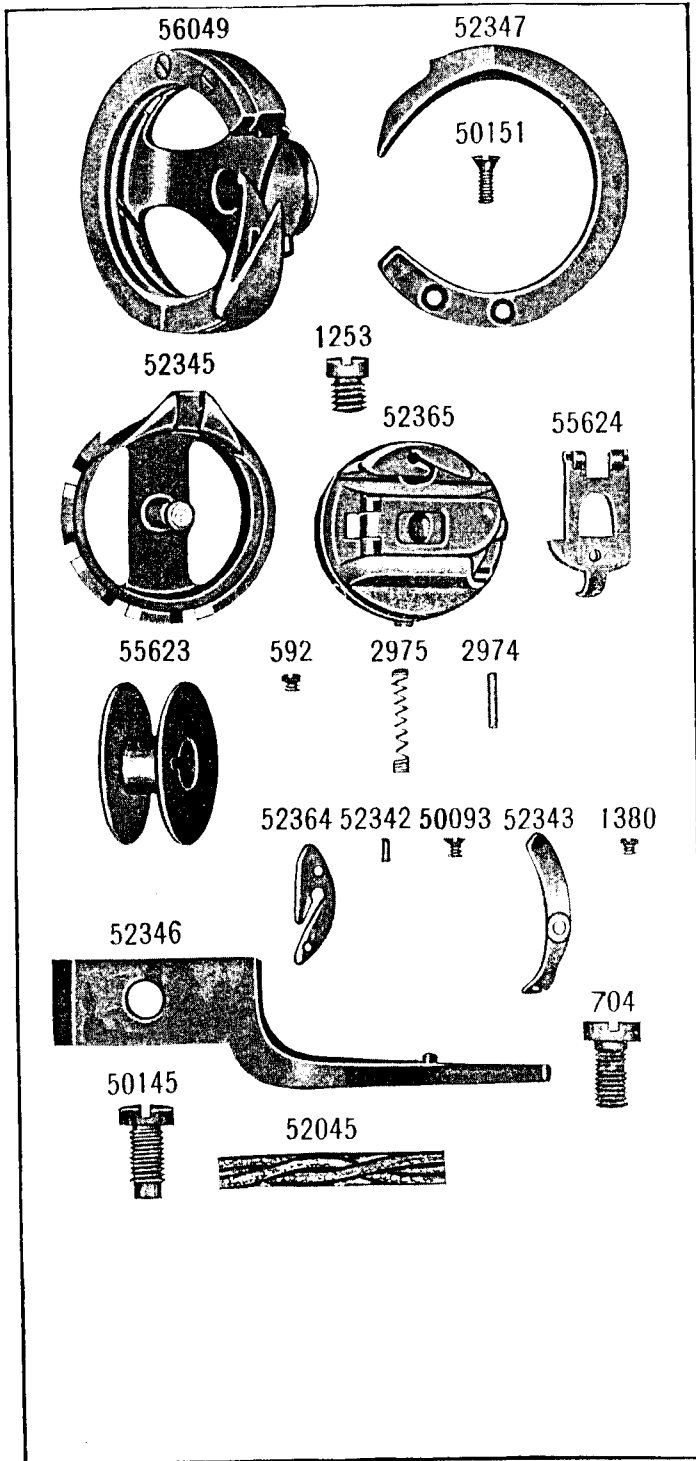
256

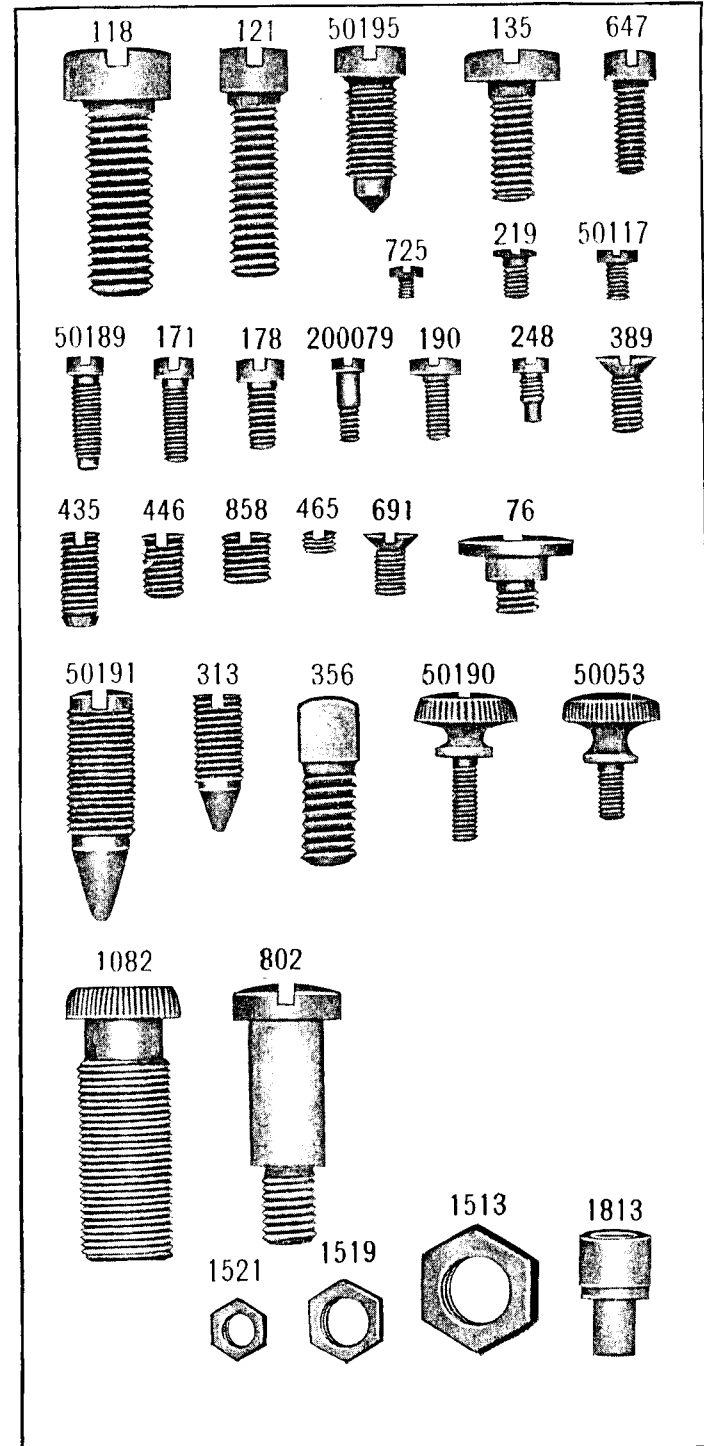
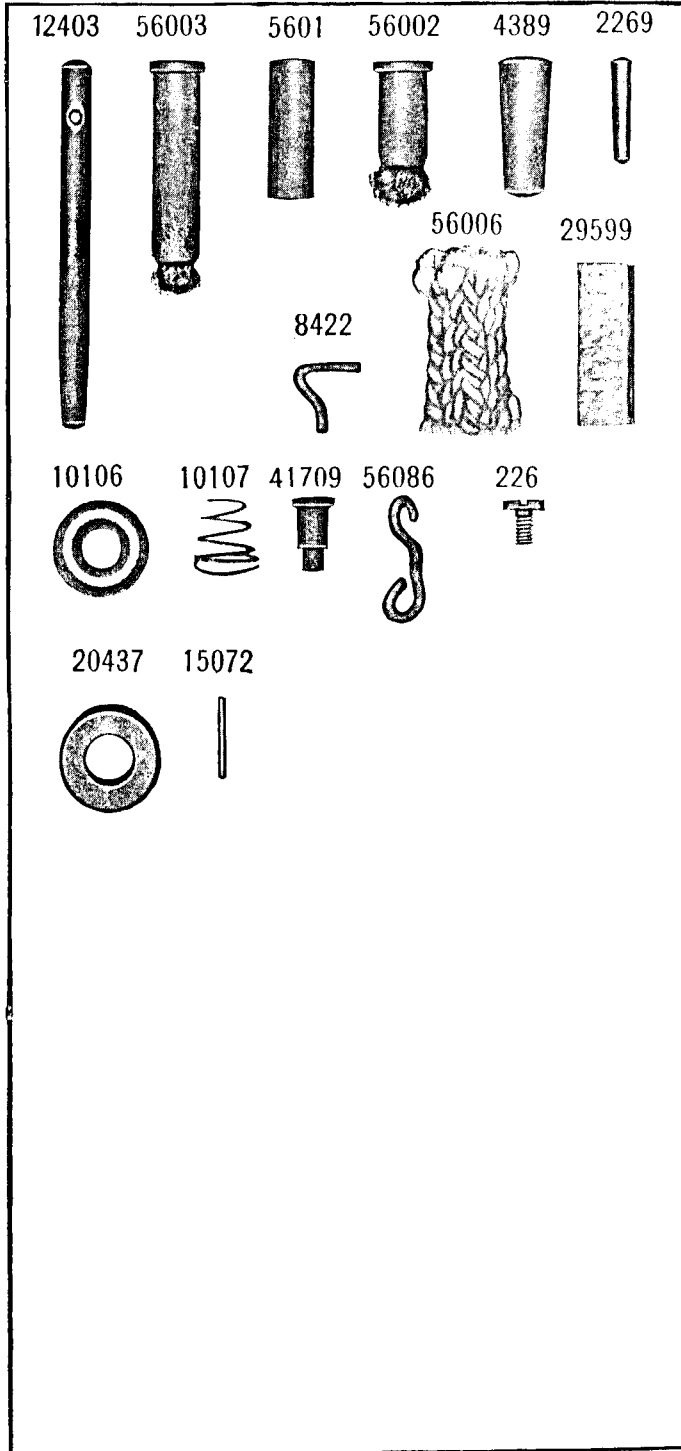


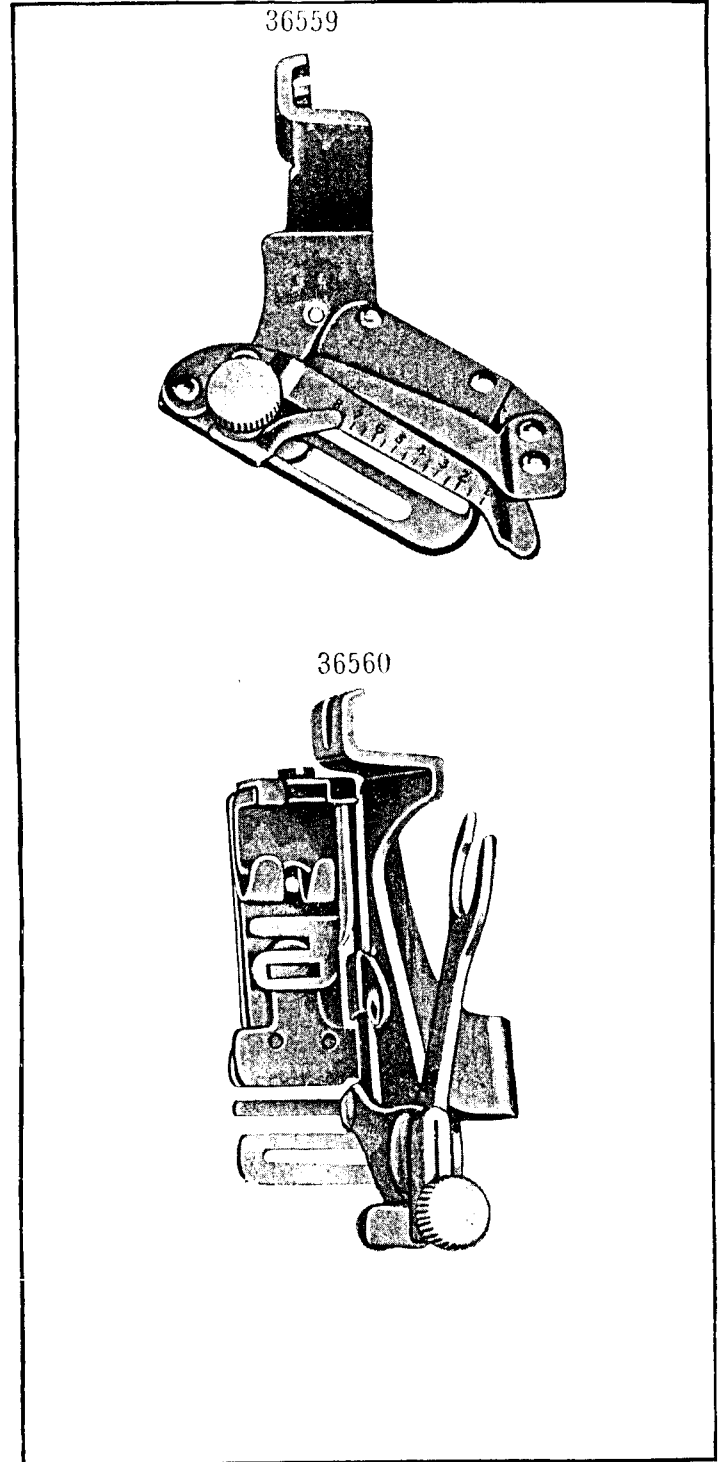
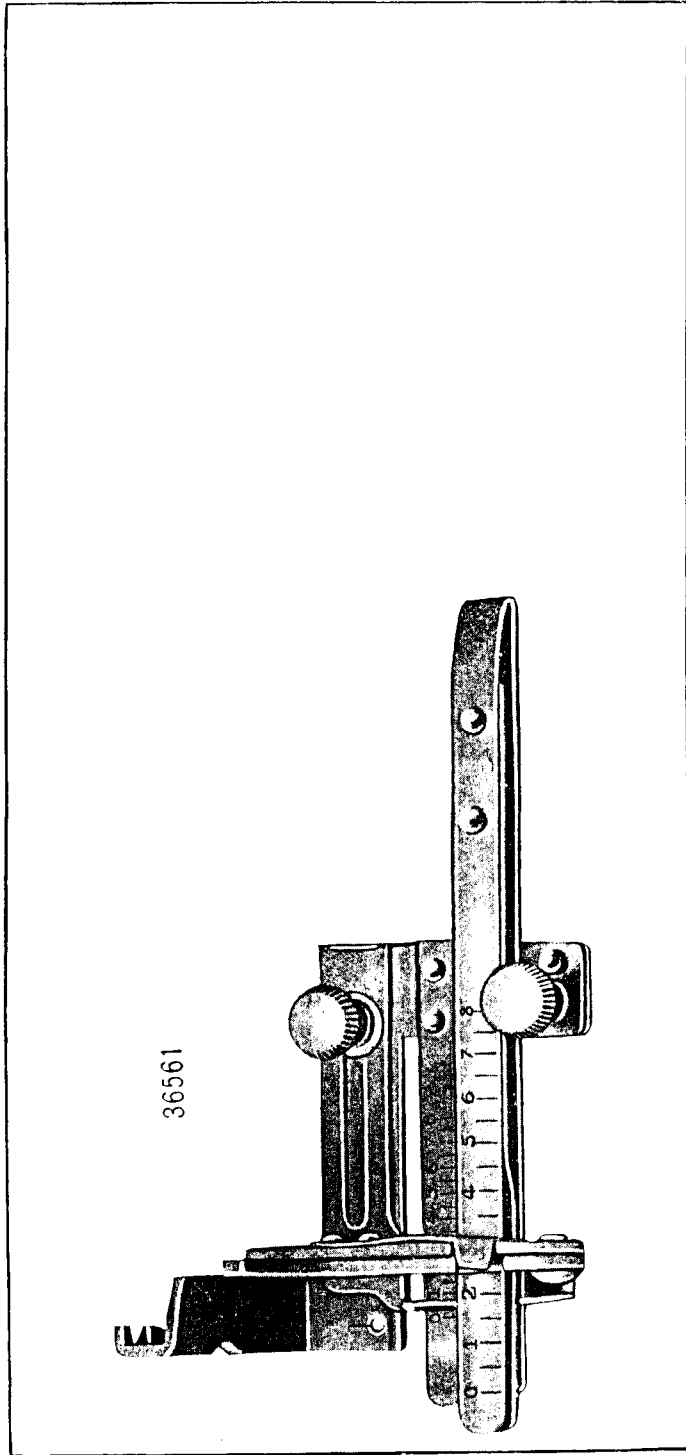















41699

34105

41815

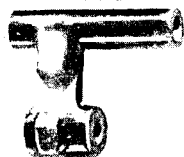
41816

41729

41698


41730

41700

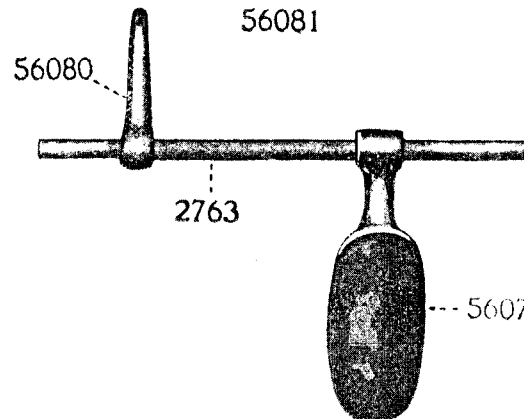
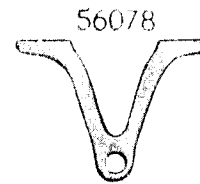
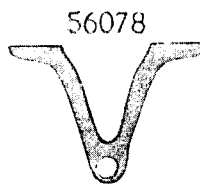


41728


41708

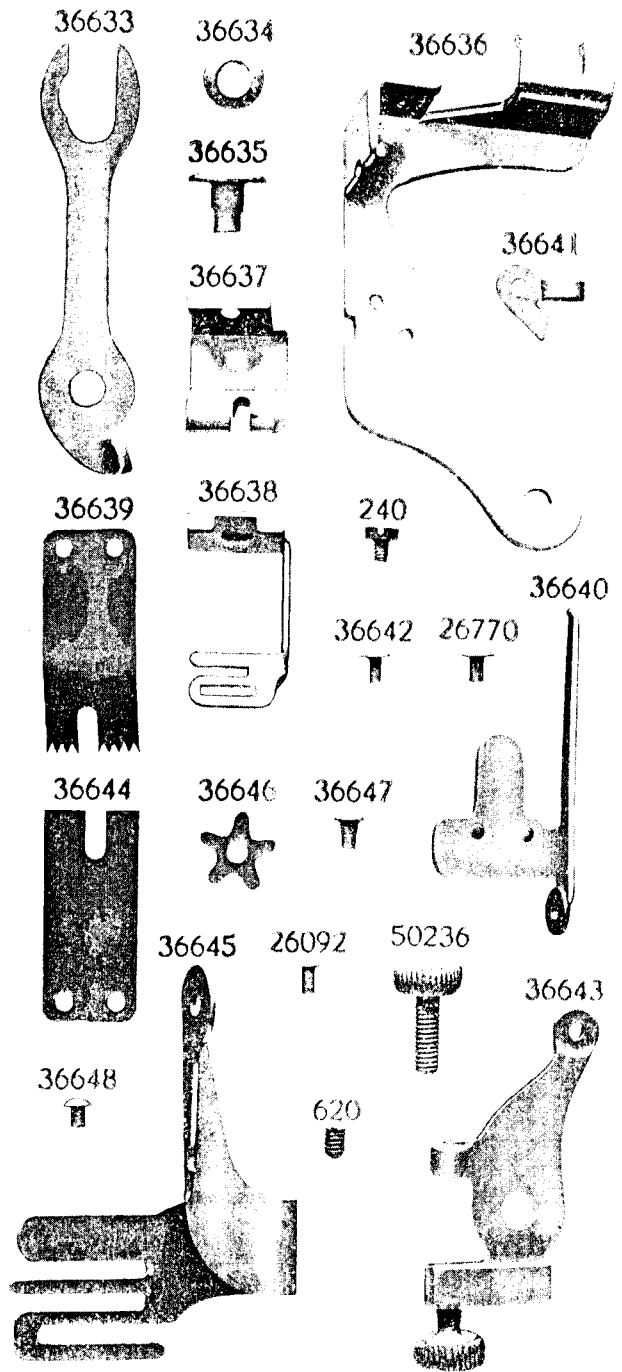


41707



56087





# ILLUSTRATED LIST OF PARTS

. . . FOR . . .

## CLASS 103K MACHINES (Nos. 103K5 and 103K7)

## INSTRUCTIONS FOR ORDERING



In ordering from this List, the prefix and affix letters with the part number **MUST BE** quoted exactly as they are shown in the first column.

A number always indicates the same part in whatever List it may appear, or for whatever machine.

The prefix *SS* indicates Screws made only at Singer.

" " *NN* " Nuts made only at Singer.

" " *RR* " Rollers and Studs made only at Singer.

The affix letters (where shown) indicate the style of finish, as follows:—

- A. Hardened, Polished and Plated.
- B. Polished and Plated.
- C. Hardened only.
- D. Polished only.
- E. Soft, not Polished.
- F. Hardened and Polished.
- H. Blued.
- J. Plated only.
- K. Hardened and Plated.
- L. Brass or Gilt.
- M. Oxidised.
- P. Japanned.
- R. Merlized.
- T. Copper Plated.

### In this series

- 1 to 1500 and 50001 to 51500 are Screw Numbers.
- 1501 " 1800 are Nut Numbers.
- 1801 " 2000 are Roller Numbers.
- 2001 " 50000 are numbers of machine parts, etc.
- 80001 " 100000 are numbers of machine parts, etc.,  
made only at Singer.

*Parts marked with an asterisk (\*) are furnished only when the repairs are made at Factory.*

## ILLUSTRATED LIST OF PARTS

FOR

## CLASS 103K MACHINES (103K5 and 103K7)



**For General Work in Cloth ; Rotating Hook driven by Bevel Gears ; Drop Feed, Reversible ; C. S. M. Distance from Needle to Base of Arm  $2\frac{3}{4}$ " , Length of Stitch adjustable from 1 to  $5\frac{m}{m}$ . For Home Manufacturing.**

No.	Plate	
*56124	—	Arm ... ..
4389	6447	" Dowel Pin ... ..
56002	6447	" Oil Tube with 29599, for oiling 52022 ... ..
56003	6447	" " " " 29599, for oiling 52024 ... ..
29599	6447	" " " Packing (Felt) ... ..
118e	6448	" Screw ... ..
56096	6459	" Shaft (horizontal) ... ..
56154	1718	" " ( " ) Bevel Gear with two 1036c ... ..
56098	1719	" " ( " ) " " Case (two pieces) with two 647e
56070	1718	" " ( " ) " " " Position Pin ... ..
647c	6448	" " ( " ) " " " Screw ... ..
1036c	6442	" " ( " ) " " " Set Screw ... ..
56005	6459	" " ( " ) Bushing (back) ... ..
56006	6447	" " ( " ) " ( " ) Oil Pad (Braided Cotton)
<del>448c 448c</del>	<del>6448 6442</del>	" " ( " ) " ( " ) Set Screw ... ..
56007	6459	" " ( " ) Flanged Bushing (front) ... ..
56006	6447	" " ( " ) " " ( " ) Oil Pad (Braided Cotton)
443c	1721	" " ( " ) " " ( " ) Set Screw ... ..
56159	1718	" " (upright) ... ..
56155	1718	" " ( " ) Bevel Gear (lower) with two 1253c ... ..
1253c	6445	" " ( " ) " " ( " ) Set Screw ... ..
56156	1718	" " ( " ) " " (upper) with two 1253c ... ..
1253c	6445	" " ( " ) " " ( " ) Set Screw ... ..
56099	1718	" " ( " ) Bushing (lower) ... ..
448c	6442	" " ( " ) " ( " ) Set Screw ... ..
56100	1718	" " ( " ) " (upper) ... ..
448c	6442	" " ( " ) " ( " ) Set Screw ... ..





No.	Plate	
36838	1720	<b>Hemmer</b> (foot) $\frac{1}{4}$ in. hem
36839	—	" " $\frac{3}{8}$ in. hem
50190b	6448	" Thumb Screw
56041	6442	<b>Needle Bar</b> (hollow)
52305	6442	" " Bushing (lower) with 29532
1133e	6442	" " " ( " ) Set Screw
56042	6442	" " " (upper)
1133e	6442	" " " ( " ) Set Screw
24040	6442	" " Connecting Link with 794e
24894	—	" " " " 24040 with 24041
794e	6442	" " " " Adjusting Screw
775e	6442	" " " " Cap Screw
24041	6442	" " " " Stud with 207e
207e	6442	" " " " Clamping Screw
56043	6459	" " Crank with 858c, 1036c, 1259c and 50195c
50195c	6448	" " " Position Screw
858c	6448	" " " Set Screw
29532	6442	" " Oil Cup
52306	6442	" " Thread Guard
229d	6442	" " " " Screw
56044	6442	" " Clamp with 50203f
50203f	6442	" " Screw
12391	6459	<b>Presser Bar</b> (hollow)
20059	6443	" " Guide Bracket with 453c
453c	6443	" " " " Set Screw
52016	6443	" " Lifter
1058c	6443	" " " Screw
1520e	6443	" " " " Nut
56045	6443	" " Lifting and Releasing Lever Bracket
56046	1719	" " Spring
11170	6443	" " Washer
56126	1720	<b>Presser Foot</b> for general work
56083	1720	" " (double toe) for general work
56127	1720	" " for edge stitching
50190b	6448	" " Thumb Screw
NOTE.—No. 56126 is sent with this machine unless otherwise specified on order.		
1082j	6448	<b>Pressure Regulating Thumb Screw</b>
56049	6445	<b>Rotating Hook</b> with 52347, two each 1253c and 50151d
56118	—	" " 56049 with 52345 and 52365
55623	6445	" " Bobbin
52465	—	" " " Case
52469	—	" " " " 52465 with 1380d, 50093f, two $\frac{3}{2}$ 8 each 52342, 52343 and 52364 and No. 52342
52364	6445	" " " " Delivery Eye Thread Guard
52342	6445	" " " " " " " Rivet

No.	Plate	
52312	—	<b>Rotating Hook</b> Bobbin Case Hinge, Nos. 2974, 40409 and 55624
52345	6445	" " " " Holder
52346	6445	" " " " " Position Bracket
704j	6445	" " " " " " " Screw
55624	6445	" " " " " Latch
40409	1721	" " " " " Lever
2974	6445	" " " " " " Fulcrum Pin
2975	6445	" " " " " Spring
592e	6445	" " " " " Stop Screw
50093f	6445	" " " " " Tension Regulating Screw
52343	6445	" " " " " Spring
1380d	6445	" " " " " " Screw
52365	6445	<b>Rotating Hook</b> Bobbin Case, complete, Nos. 592e, 2975, 52312, and 52469
52347	6445	<b>Rotating Hook</b> Section
50151d	6445	" " " " Screw
1253c	6445	" " " " Set Screw
56160	1719	" " " " Shaft
56157	1718	" " " " Bevel Gear with two 1253c
56158	1719	" " " " " Case (two pieces) with 121e
121e	6448	" " " " " " Screw
1253c	6445	" " " " " " Set Screw
56106	1718	" " " " " Bushing (back)
52045	6445	" " " " " ( " ) Packing (Cotton)
50189c	6448	" " " " " ( " ) Set Screw
56107	1718	" " " " " (front)
52045	6445	" " " " " ( " ) Packing (Cotton)
50145c	6445	" " " " " ( " ) Set Screw
56053	6443	<b>Slack Thread Regulator</b>
225f	6443	" " " " Adjusting Screw
56054	1719	<b>Spool Holder Base</b>
389d	6448	" " " " Screw
204296	1719	" " " " Wire
200079h	6448	" " " " Hinge Screw
56055	1719	<b>Spool Holder</b> , complete, Nos. 56054, 200079h and 204296
2102	6446	<b>Tension Disc</b>
1560b	6446	" Regulating Thumb Nut
32572	6446	" Releasing Disc
56056	6446	" " Lever
12398	6446	" " " Hinge Pin
12329	6446	" " " Spring
56057	6446	" " " Pin

## 103K MACHINE PARTS

No.	Plate						
2103	6446	<b>Tension Spring...</b>	...	...	...	...	...
50196c	6446	" Stud ...	...	...	...	...	...
440c	6446	" " Set Screw...	...	...	...	...	...
56128	—	<b>Tension, complete, Nos. 1560b, 2103, 32572, 50196c, 56057, 56060, 56062, 56064 and two 2102</b>	...	...	...	...	...
36555	6446	<b>Thread Cutter and Holder</b>	...	...	...	...	...
56084	6446	" Guard (front of arm)	...	...	...	...	...
808f	6446	" " ( " " " ) Set Screw	...	...	...	...	...
52027	1721	" " (side of arm)	...	...	...	...	...
52454	1721	" Retainer	...	...	...	...	...
624dc	1721	" " Set Screw	...	...	...	...	...
52339	6442	" Take-up Crank	...	...	...	...	...
1036c	6442	" " " Position Screw	...	...	...	...	...
1259c	6442	" " " Set Screw	...	...	...	...	...
52022	6442	<b>Thread Take-up Lever with 52130</b>	...	...	...	...	...
52023	6442	" " " Hinge Pin	...	...	...	...	...
52024	6442	" " " Link	...	...	...	...	...
56059	6442	" " " " Hinge Pin	...	...	...	...	...
448c	6442	" " " " " Set Screw	...	...	...	...	...
52130	—	" " " Thread Eyelet Bushing	...	...	...	...	...
52025	—	<b>Thread Take-up Lever, complete, Nos. 52022 to 52024</b>	...	...	...	...	...
56060	6446	<b>Thread Take-up Spring</b>	...	...	...	...	...
56061	—	" " " Disc	...	...	...	...	...
56062	6446	" " " " 56061 with 56063	...	...	...	...	...
56063	6446	" " " " Steady Pin	...	...	...	...	...
56064	6446	" " " Thread Guard	...	...	...	...	...
56065	6441	<b>Throat Plate, large needle hole, for 56025</b>	...	...	...	...	...
56066	—	" " small " " " 56025	...	...	...	...	...
56089	6461	" " for 56088	...	...	...	...	...
56092	6461	" " large needle hole, for 56090	...	...	...	...	...
56091	—	" " small " " " 56090	...	...	...	...	...
691a	6448	" " Screw	...	...	...	...	...
NOTE.—No. 56065 is sent with this machine unless otherwise specified on order.							
56087	6455	<b>Drip Pan with four 1 in, wire nails</b>	...	...	...	...	...

## Accessories

No.	Plate						
36569	1319	<b>Oiler with 36571</b>	...	...	...	...	...
36570	—	" 36569, filled with oil	...	...	...	...	...
36571	1319	" Spout, 1 $\frac{3}{4}$ in. long	...	...	...	...	...
25537	1319	<b>Screw Driver (large)</b>	...	...	...	...	...
120378	1319	" " (small)	...	...	...	...	...

## Attachments

No.	Plate						
36613	1720	<b>Binder</b>	...	...	...	...	...
36559	6451	<b>Hemmer (adjustable)</b>	...	...	...	...	...
36549	1720	<b>Presser Foot</b> with two each 662d and 36550, for braiding	...	...	...	...	...
36550	1720	" " Braid Guide	...	...	...	...	...
662d	1720	" " " " Screw	...	...	...	...	...
36551	1720	" " for cording	...	...	...	...	...
36840	1720	" " gathering	...	...	...	...	...
36554	1720	" " (narrow)	...	...	...	...	...
36633	6464	<b>Ruffler Driving Lever</b>	...	...	...	...	...
36634	6464	" " " Friction Washer	...	...	...	...	...
36635	6464	" " " Hinge Stud	...	...	...	...	...
36636	6464	" Frame	...	...	...	...	...
36637	6464	" " Spring Plate	...	...	...	...	...
36638	6464	" Ribbon Guide	...	...	...	...	...
240b	6464	" " " Screw	...	...	...	...	...
36639	6464	" Ruffling Blade	...	...	...	...	...
36640	6464	" " " Holder	...	...	...	...	...
36641	6464	" " " " Guide	...	...	...	...	...
36642	6464	" " " " " Rivet	...	...	...	...	...
26770	6464	" " " " " Hinge Stud	...	...	...	...	...
36643	6464	" " " " Lever with 620f and 50236b	...	...	...	...	...
620f	6464	" " " " " Adjusting Screw	...	...	...	...	...
50236b	6464	" " " " " Thumb Screw	...	...	...	...	...
26092	6464	" " " " Rivet (furnished for repairs)	...	...	...	...	...
36644	6464	" Separating Blade	...	...	...	...	...
36645	6464	" " " " Holder	...	...	...	...	...
36646	6464	" " " " Friction Spring	...	...	...	...	...
36647	6464	" " " " Hinge Stud	...	...	...	...	...
36648	6464	" " " " Stop Stud	...	...	...	...	...
26092	6464	" " " " Rivet (furnished for repairs)	...	...	...	...	...
36560	6451	<b>Ruffler, complete, Nos. 240b, 26770 and 36633 to 36648</b>	...	...	...	...	...
36561	6450	<b>Tucker</b>	...	...	...	...	...

## Bobbin Winder

(SWINGING AUTOMATIC, LEFT HAND)

No.	Plate	
41728	6454	Base ... ..
15072	6447	Bobbin Position Pin ... ..
41698	6454	Frame with 457c ... ..
34105	6454	" Hinge Pin ... ..
457c	6448	" " " Set Screw ... ..
41699	6454	" Spring ... ..
41700	6454	Pulley ... ..
41815	6454	Spindle with 15072, for bobbin ... ..
41816	6454	" for spool ... ..
41817	—	" 41815 with 41816 ... ..
41729	6454	Stop Latch ... ..
60733	—	" " 41729 with 2269 and 34105 ... ..
34105	6454	" " Hinge Pin ... ..
2269	6447	" " Pin ... ..
41730	6454	" " Tripping Arm with 171d ... ..
171d	6448	" " " " Clamping Screw ... ..
41707	6454	Tension Bracket ... ..
41708	6454	" " complete, Nos. 8422, 10107, 41707, 41706 and two 10106
219b	6448	" " Screw ... ..
10106	6447	" Disc ... ..
10107	6447	" Spring ... ..
41709	6447	" Stud ... ..
8422	6447	" Thread Guide ... ..
41731	6454	Bobbin Winder, Nos. 34105, 41698 to 41700, 41728, 41730, 41817 and 60733
41732	—	Bobbin Winder (swinging automatic, left hand), complete, Nos. 41708 and 41731 ... ..
135d	6448	Bobbin Winder Screw ... ..
20437	6447	" " " Washer ... ..

## Bobbin Winder

(SWINGING AUTOMATIC, LEFT HAND)

For use with 2000 Series Motors Equipment

No.	Plate	
126185	1535	Base ... ..
126186	1535	Frame with 457c ... ..
126187	1535	" Hinge Pin ... ..
457c	1535	" " " Set Screw ... ..
126188	1535	" Spring ... ..
15153	1535	Friction Ring (Rubber) ... ..
41700	1535	Pulley ... ..
126189	1535	Spindle ... ..
*126192	—	Spool Holder Disc ... ..
*126190	—	" " Rod ... ..
126191	1536	Spool Holder, complete, Nos. 126190 and 126192 ... ..
759a	1535	" " Thumb Screw ... ..
41729	1535	Stop Latch ... ..
126245	1535	" " 41729 with 2269 and 41441 ... ..
41441	1535	" " Hinge Pin ... ..
2269	1535	" " Pin ... ..
41730	1535	" " Tripping Arm with 171d ... ..
171d	1535	" " " " Clamping Screw ... ..
126193	1536	Tension Bracket and Thread Eyelet ... ..
126194	—	Tension Bracket, complete, Nos. 418c, 1529j, 1562j, 43808, 126193 and two 2455... ..
217d	1535	Tension Bracket Screw ... ..
2455	1536	" Disc ... ..
1562j	1536	" Regulating Thumb Nut ... ..
418e	1536	" Screw Stud ... ..
1529j	1536	" " " Nut ... ..
43808	1536	" Spring ... ..
126195	1536	Bobbin Winder, Nos. 15153, 41700, 41730, 126185 to 126189 and 126245 ... ..
126196	—	Bobbin Winder (swinging automatic, left hand), complete, Nos. 134r, 126191, 126194, 126195 and two 217d ... ..
134r	1535	Bobbin Winder Screw ... ..

## Equipment

necessary when fitting Motors of 2000 Series  
to customers' machines

No.	Plate		...	...	...	...
56136	1534	Balance Wheel, 2½" pulley	...	...	...	...
94578	—	Belt, size ⅝", length 30½", with 25028	...	...	...	...
126196	—	Bobbin Winder (swinging automatic, left hand), complete	...	...	...	...
<i>(For details, see page 45)</i>						
46688	1547	Treadle Extension with two 50351r	...	...	...	...
50351r	1547	" " Screw	...	...	...	...
46686	1534	Treadle Pitman	...	...	...	...
94584	—	Equipment, complete, Nos. 46686, 46688, 56136, 94578 and 126196	...	...	...	...

## Singerlights

Singerlight for Machines without Motors, for Foot Power

No.			...	...	...	...
97340	Singerlight Bracket (adjustable)	...	...	...	...	...
97353	" " 97340 with 191815	...	...	...	...	...
SS497c	" " Hinge Screw Stud	...	...	...	...	...
NN92r	" " " " " Nut	...	...	...	...	...
2807	" " " " " Washer	...	...	...	...	...
†97342	" " " " " complete, Nos. SS497c, NN92r and 2807	...	...	...	...	...
<del>101039</del>	<del>" Lamp 32 volts</del>	...	...	...	...	...
<del>191165</del>	<del>" " 50 volts</del>	...	...	...	...	...
<del>97394</del>	<del>" " 110 volts</del>	...	...	...	...	...
190744	" " 115 to 120 volts	...	...	...	...	State road voltage required
<del>97395</del>	<del>" " 125 to 130 volts</del>	...	...	...	...	...
<del>97396</del>	<del>" " 145 volts</del>	...	...	...	...	...
<del>97337</del>	<del>" " 150 to 165 volts</del>	...	...	...	...	...
<del>97398</del>	<del>" " 200 to 220 volts</del>	...	...	...	...	...
<del>97320</del>	<del>" " 210 to 230 volts</del>	...	...	...	...	...
<del>97330</del>	<del>" " 230 to 250 volts</del>	...	...	...	...	...
191789	" Nipple	...	...	...	...	...
190743	" " Bushing	...	...	...	...	...
191815	" " Position Pin	...	...	...	...	...
191786	" " Washer (Felt), ⅝"	...	...	...	...	...
191785	" " " ( " ), ½"	...	...	...	...	...
191082	" " " (Steel)	...	...	...	...	...
190745	" Shade	...	...	...	...	...
*191375	" Toggle Socket Base, complete, Nos. 191376 and 191377	...	...	...	...	...
*191377	" " " Hub	...	...	...	...	...
*191381	" " " Insulation	...	...	...	...	...
*191376	" " " Shell	...	...	...	...	...
50564j	" " " Set Screw	...	...	...	...	...
191965	" " " Internal Fitting, complete	...	...	...	...	...
*191963	" " " Shell	...	...	...	...	...
*191964	" " " Insulation	...	...	...	...	...
191962	" " " complete, Nos. 50564j, 191375, 191381 and 191963 to 191965	...	...	...	...	...

97358 Singerlight (less cable and lamp), Nos. 97342, 97353, 190743, 190745, 191082, 191785, 191789, 191962 and two 191786

† This part also serves as Knee Lifter Lifting Lever Hinge Screw Stud.

No.				
97354	<b>Singerlight Twin Cable</b> , 9 feet long	...	...	...
97382	" " " Plug, Nos. 97383 and 97384, for lamp socket	...	...	...
97383	" " " " Body	...	...	...
97384	" " " " Cover	...	...	...

97355 **Singerlight** (flexible, less lamp) with connection for lamp socket, complete, Nos. 97354, 97358 and 97382

*Singerlights are supplied, less lamps, and the latter should be ordered separately.*

**SINGERLIGHT for Machines fitted with Series 2000 Motors on Individual Stands and Tables only.**

No.				
97356	<b>Singerlight Twin Cable</b> , 20 $\frac{1}{4}$ " long, with 190562, two each 191960 and 191961	...	...	...
191953	" " " Bushing	...	...	...
190562	" " " Metallic Sleeve	...	...	...
191960	Terminal Clip Body Cap	...	...	...
191961	" " " "	...	...	...
97357	<b>Singerlight</b> (flexible, less lamp), complete, Nos. 97356, 97358 and 191953	...	...	...

**SINGERLIGHT for Machines fitted with Series 2000 Motors, with old style connections, on Individual Stands and Tables.**

No.				
97357	<b>Singerlight</b> (flexible, less lamp), complete	...	...	...
191937	Insulated Hook	...	...	...
191934	Terminal Block	...	...	...

## Knee Lifter

No.	Plate			
5596	1721	<b>Bell Crank</b>	...	...
56072	1721	" " Bracket	...	...
178e	6448	" " " Screw	...	...
5601	6447	" " Hinge Pin	...	...
56073	6443	" " Spring	...	...
56074	1721	<b>Bell Crank</b> , complete, Nos. 5596, 5601, 56072 and 56073	...	...
56075	1719	<b>Lifting Lever</b>	...	...
52028	1719	" " Connecting Rod	...	...
12416	6443	" " " " Joint	...	...
76d	6448	" " " " Hinge Screw	...	...
1521e	6448	" " " " Lock Nut	...	...
802d	6448	" " Hinge Screw	...	...
56076	6443	" " Link	...	...
56077	6443	" " " Rivet	...	...
56071	6443	<b>Presser Bar Lifting and Releasing Lever Bracket</b> with 56076 and 56077	...	...
2763	6455	<b>Rock Shaft</b>	...	...
56078	6455	" " Hanger with two Wood Screws 1 in. No. 10	...	...
56079	6455	" " Knee Arm with 356c	...	...
356c	6448	" " " " Set Screw	...	...
56080	6455	" " Lifting Arm with 356c	...	...
356c	6448	" " " " Set Screw	...	...
56081	6455	<b>Rock Shaft</b> , complete, Nos. 2763, 56079, 56080 and two 56078	...	...
56082	—	<b>Knee Lifter</b> , complete, Nos. 76d, 802d, 1521e, 12416, 52028, 56071, 56074, 56075, 56081 and two 178e	...	...