

SINGER
179W2

Form 3100w
(154)
Printed in U.S.A.

LIST OF PARTS



SINGERTM

MACHINE No. 179w2

THE SINGER MANUFACTURING COMPANY

INSTRUCTIONS FOR OILING

To ensure easy running and prevent unnecessary wear of the parts which are in movable contact, the machine requires oiling, and when in continuous use, "TYPE B" or "TYPE D" OIL, sold by Singer Sewing Machine Company, should be applied at least twice each day to all oil holes marked "OIL", as instructed in Form 3101w.

"TYPE D" OIL should be used when an oil is desired which will produce a minimum of stain on fabrics, even after a long period of storage.

INDEX

| | Page |
|---------------------------------|------|
| Accessories | 37 |
| Bound Buttonhole Turner | 40 |
| Buttonhole Cutting Blocks | 41 |
| Buttonhole Cutting Knives | 41 |
| Driving Equipment | 38 |
| Machine No. 179w2 | 5 |
| Numerical List of Parts | 45 |
| Pattern Wheels | 42 |
| Thread Unwinder | 39 |

SINGER Needles should be used
in SINGER Machines
These Needles and their Containers
are marked with the
Company's Trade Mark "SIMANCO." 1

Needles in Containers marked
"FOR SINGER MACHINES"
are NOT SINGER made needles. 2

INSTRUCTIONS FOR ORDERING

In ordering from this list, use **ONLY** the **PART** number in the **FIRST** column.

The number stamped on a Sewing Machine Part is the number of the Single Part only, except when the part includes Set Screws, Clamping Screws, Studs and Rollers Spun on, Small Wires riveted, or Parts soldered together, etc., which it is necessary to furnish in combination.

Every combination of parts sent out has its specific number which, although not stamped on Parts (except in above case), must be used when ordering the combination.

Each number always indicates the **SAME PART** in whatever list it appears, or for whatever Machine.

The letters after some of the numbers indicate the style of finish only, as follows:

- A—Hardened, Polished, Nickel Plated and Buffed.
- AL—Heat Treated for Toughness.
- ALX—Heat Treated for Toughness and Black Oxide.
- B—Polished, Nickel Plated and Buffed.
- C—Hardened only.
- D—Polished only.
- E—Soft, Not polished.
- F—Hardened and Polished.
- J—Nickel Plated only.
- R—Merlized.
- X—Black Oxide, for Iron and Steel.
- XC—Hardened and Black Oxide, for Iron and Steel.
- Y—Black Nickel Plated only.
- Z—Chromium Plated.

These letters **MUST BE USED** when they appear in the list and **AFTER** the number, as in the list.

In this series

1 to 1500, 200001 to 201500 and 350001 to 351500 are Screw Numbers.

1501 to 1800, 201501 to 201800 and 351501 to 351800 are Nut Numbers.

1801 to 2000, 201801 to 202000 and 351801 to 352000 are Roller Numbers.

2001 to 50000 and 202001 to 350000 are Numbers of Machine Parts.


The figures in the second column refer only to the plate in which the illustration of the part is shown and are **NOT TO BE USED** in ordering.

Two or more numbers over a cut indicate that the difference between such parts is not visible in an illustration.

Parts marked with an asterisk (*) are furnished only when repairs are made at the factory.

LIST OF PARTS COMPLETE

FOR



MACHINE No. 179w2

For Producing Bound Buttonholes from $\frac{3}{4}$ to $1\frac{3}{4}$ in. long in Men's and Women's Clothing, Dresses, Uniforms, etc. Machine automatically die cuts a mitered hole in body material and forms a pre-cut patch into two separate folded strips. The folded strips are manually transferred to the machine clamp and stitched on to the finish side of a garment, in perfect alignment, with step by step single thread chain stitch. Thread is severed at both ends of the two lines of stitching. The buttonhole so prepared is then turned by use of Special Equipment to bring the patch to the inside of the garment and both ends tacked on a suitable machine, after which the patch and lining are attached to the inner face of the garment with a Hand Blind Stitch. Thus completing the Bound Buttonhole.

| No. | Plate | Name |
|---------|-------|---------------------------|
| *262501 | ----- | Arm |
| 204235 | 18001 | " Position Pin (2) |
| 200020E | 18001 | " Screw (4) |
| 232488 | 18001 | " Shaft |
| 232489 | 18001 | " " Bevel Gear with 453AL |
| 232244 | 18001 | " " " " Position Pin |

| No. | Plate | Name |
|---------|-------|--|
| 453AL | 18001 | Arm Shaft Bevel Gear Set Screw |
| 232002 | 18001 | " " Bushing (back) with 202260 |
| 232490 | 18001 | " " " (front) with 202260 |
| 202260 | 18001 | " " " Oil Packing (wick) |
| 200100E | 18001 | " " " Screw (4) |
| 232003 | 18001 | " " Hand Wheel with two 200341C |
| 200341C | 18001 | " " " Set Screw |
| 150D | 18001 | " " Screw |
| 250002 | 18001 | " Side Cover |
| 200110D | 18001 | " " " Screw |
| *262502 | ----- | Bed with 250078, 255509 to 255512, 256232, 256233, two each 127D, 40025, three each 200190E, 350497E and eight 50168E |
| 250009 | 16350 | Bed End Cover |
| 232025 | 16350 | " " " Catch (2) |
| 232026 | 16350 | " " " " Position Pin (2) |
| 250010 | 16350 | " " " " Releaser (2) |
| 204264 | 16350 | " " " " " Stop Pin (2) |
| 200047D | 16350 | " " " " Screw (2) |
| 201531X | 16350 | " " " " " Nut (2) |
| 250011 | 16350 | " " " " Support (left) |
| 250012 | 16350 | " " " " (right) |
| 457AL | 16350 | " " " " Set Screw (2) |
| 250013 | 16367 | " Extension |
| 250397 | 16367 | " " Position Pin (2) |
| 134D | 16367 | " " Screw (4) |
| 262759 | 18003 | " Shaft |
| 255521 | 18003 | " " Bevel Gear with two 453AL |
| 232719 | 18003 | " " " " Position Pin (2) |
| 453AL | 18003 | " " " " Set Screw |
| 232030 | 18003 | " " Bushing (back) with 202260 |
| 202260 | 18003 | " " " " Oil Packing (wick) |
| 232821 | 18003 | " " " " " Tube (brass) |
| 230795 | 18003 | " " " " " Pin |
| 350455E | 18003 | " " " " Screw (2) |
| 201730E | 18003 | " " " " " Nut (2) |
| 250015 | 18003 | " " " " (front) |
| 255527 | 18003 | " " " " Oil Tube (brass) |
| 250451 | 18003 | " " " " " Bracket |
| 330D | 18003 | " " " " " Screw |
| 232244 | 18003 | " " " " Position Pin |
| 200100E | 18003 | " " " " Screw (2) |
| 250017 | 18003 | " " Collar with two 1258AL (2) |
| 1258AL | 18003 | " " " Set Screw |
| 232725 | 18003 | Belt Guard |
| 9D | 18003 | " " Screw |
| 262503 | 18005 | Buttonhole Cutting Block (steel) 1 inch |
| 350111C | 18006 | " " " Pinch Screw |
| 250468 | 18006 | " " " " " |
| | | Washer |
| 252344 | 18006 | Buttonhole Cutting Block Stop |

| No. | Plate | Name |
|---------|-------|--|
| 256043 | 16356 | Buttonhole Cutting Carrier Cam with 200364C |
| 40025 | 16356 | Buttonhole Cutting Carrier Cam Position Pin |
| 200364C | 16356 | Buttonhole Cutting Carrier Cam Set Screw |
| 256044 | 16356 | Buttonhole Cutting Carrier Lever with 990D, 201524E, 350377C and 351860 |
| 50031C | 16356 | Buttonhole Cutting Carrier Lever Ad- justing Screw Stud |
| 201711C | 16356 | Buttonhole Cutting Carrier Lever Ad- justing Screw Stud Nut |
| 39541 | 16356 | Buttonhole Cutting Carrier Lever Ad- justing Screw Stud Nut Washer |
| 250022 | 16356 | Buttonhole Cutting Carrier Lever Ad- justing Screw Stud Sleeve |
| 351860 | 16356 | Buttonhole Cutting Carrier Lever Roller |
| 990D | 16356 | " " " " " " |
| | | Cap Screw |
| 350377C | 16356 | Buttonhole Cutting Carrier Lever Roller Screw Stud |
| 201524E | 16356 | Buttonhole Cutting Carrier Lever Roller Screw Stud Nut |
| 232038 | 16356 | Buttonhole Cutting Carrier Lever Slide Block |
| 251627 | 18004 | Buttonhole Cutting Driving Wheel with 446E |
| 255544 | 18004 | Buttonhole Cutting Driving Wheel Lock |
| 232044 | 18004 | " " " " " " |
| | | Spring |
| 200051E | 18004 | Buttonhole Cutting Driving Wheel Lock Spring Screw |
| 228026 | 18004 | Buttonhole Cutting Driving Wheel Lock Spring Screw Washer |
| 255545 | 18004 | Buttonhole Cutting Driving Wheel Lock Stop Plate |
| 162D | 18004 | Buttonhole Cutting Driving Wheel Lock Stop Plate Screw (2) |
| 255546 | 18004 | Buttonhole Cutting Driving Wheel Lock Stop Plate Screw Lock Washer (2) |
| 232150 | 18004 | Buttonhole Cutting Driving Wheel Posi- tion Pin |
| 446E | 18004 | Buttonhole Cutting Driving Wheel Set Screw |
| 262703 | 18005 | Buttonhole Cutting Knife, 1 in. (narrow) |
| 262517 | 18005 | " " " Adjusting Block |
| 201488F | 18005 | " " " " " " |
| | | Screw |
| 252064 | 18005 | Buttonhole Cutting Knife Base Plate |
| 201474E | 18006 | " " " " " Ad- justing Screw (2) |

| No. | Plate | Name |
|---------|-------|---|
| 1454E | 18005 | Buttonhole Cutting Knife Base Plate Screw |
| 250475 | 18005 | Buttonhole Cutting Knife Clamping Lever |
| 350114C | 18005 | Buttonhole Cutting Knife Clamping Lever Hinge Screw |
| 250030 | 18005 | Buttonhole Cutting Knife Clamping Plate |
| 252065 | 18006 | Buttonhole Cutting Lever (lower) |
| 251137 | 18025 | " " " " Cam with 453AL. |
| 40025 | 18025 | Buttonhole Cutting Lever (lower) Cam Position Pin |
| 453AL | 18025 | Buttonhole Cutting Lever (lower) Cam Set Screw |
| 262518 | 18006 | Buttonhole Cutting Lever (upper) with 350111C and two 250468 |
| 256850 | 18025 | Buttonhole Cutting Lever (upper) Cam with 453AL. |
| 40025 | 18025 | Buttonhole Cutting Lever (upper) Cam Position Pin |
| 453AL | 18025 | Buttonhole Cutting Lever (upper) Cam Set Screw |
| 262675 | 18006 | Buttonhole Cutting Lever Bracket with 350146E |
| 256232 | 18006 | Buttonhole Cutting Lever Bracket Gib (left) |
| 256233 | 18006 | Buttonhole Cutting Lever Bracket Gib (right) |
| 232380 | 18006 | Buttonhole Cutting Lever Bracket Gib Adjusting Plate (2) |
| 219E | 18006 | Buttonhole Cutting Lever Bracket Gib Adjusting Plate Screw (4) |
| 206482 | 18006 | Buttonhole Cutting Lever Bracket Gib Adjusting Plate Screw Washer (4) |
| 350497E | 18006 | Buttonhole Cutting Lever Bracket Gib (left) Screw |
| 200190E | 18006 | Buttonhole Cutting Lever Bracket Gib (right) Screw |
| 250038 | 18006 | Buttonhole Cutting Lever Hinge Stud |
| 350146E | 18006 | " " " " " Set Screw |
| 251268 | 18006 | Buttonhole Cutting Lever Spring |
| 251281 | 18015 | " " Lock |
| 262519 | 18020 | " " " Cam with two 435AL. |
| 251359 | 18020 | Buttonhole Cutting Lock Cam Guard |
| 690D | 18020 | " " " " " Screw |
| 435AL | 18020 | " " " " Position Screw |
| 788D | 18015 | Buttonhole Cutting Lock Hinge Screw |
| 251283 | 18015 | " " " Rock Shaft |

| No. | Plate | Name |
|----------|-------|---|
| 251284 | 18015 | Buttonhole Cutting Lock Rock Shaft 251283 with 222526 and 251286 |
| 251159 | 18015 | Buttonhole Cutting Lock Rock Shaft Bracket (front) |
| 232154 | 18015 | Buttonhole Cutting Lock Rock Shaft Bracket (front) Position Pin (2) |
| 161D | 18015 | Buttonhole Cutting Lock Rock Shaft Bracket (front) Screw (2) |
| 251143 | 18015 | Buttonhole Cutting Lock Rock Shaft Bracket (rear) |
| 232154 | 18015 | Buttonhole Cutting Lock Rock Shaft Bracket (rear) Pin (2) |
| 145E | 18015 | Buttonhole Cutting Lock Rock Shaft Bracket (rear) Screw |
| 251285 | 18015 | Buttonhole Cutting Lock Rock Shaft Finger with 462AL. |
| 250070 | 18015 | Buttonhole Cutting Lock Rock Shaft Finger Link |
| 201099C | 18015 | Buttonhole Cutting Lock Rock Shaft Finger Link Screw (2) |
| 222526 | 18015 | Buttonhole Cutting Lock Rock Shaft Finger Position Pin |
| 462AL | 18015 | Buttonhole Cutting Lock Rock Shaft Finger Set Screw |
| 251286 | 18015 | Buttonhole Cutting Lock Rock Shaft Lever with 462AL and 201950 |
| 222526 | 18015 | Buttonhole Cutting Lock Rock Shaft Lever Pin |
| 201950 | 18015 | Buttonhole Cutting Lock Rock Shaft Lever Roller and Stud |
| 462AL | 18015 | Buttonhole Cutting Lock Rock Shaft Lever Set Screw |
| 251141 | 18015 | Buttonhole Cutting Lock Spring |
| 350215E | 18015 | " " " " Screw Stud |
| 252069 | 18005 | " " Pressure Wedge with 232056 |
| *201155D | 18005 | Buttonhole Cutting Pressure Wedge Adjusting Screw |
| 250538 | 18005 | Buttonhole Cutting Pressure Wedge Adjusting Screw 201155D with 2273, 201672E, 232054 and 232055 |
| 232054 | 18005 | Buttonhole Cutting Pressure Wedge Adjusting Screw Collar |
| 232055 | 18005 | Buttonhole Cutting Pressure Wedge Adjusting Screw Collar Position Pin |
| 232466 | 18005 | Buttonhole Cutting Pressure Wedge Adjusting Screw Lock Spring |
| 662D | 18005 | Buttonhole Cutting Pressure Wedge Adjusting Screw Lock Spring Screw |
| 201672E | 18005 | Buttonhole Cutting Pressure Wedge Adjusting Screw Nut |

| No. | Plate | Name |
|---------|-------|--|
| 2273 | 18005 | Buttonhole Cutting Pressure Wedge Adjusting Screw Nut Pin |
| 232056 | 18005 | Buttonhole Cutting Pressure Wedge Boss |
| 232057 | 18005 | " " " " Post with 662D and 232466 |
| 200122X | 18005 | Buttonhole Cutting Pressure Wedge Post Screw |
| 251560 | 18015 | Buttonhole Cutting Safety Latch |
| 980C | 18015 | " " " " Hinge Screw |
| 262668 | 18015 | Buttonhole Cutting Safety Latch Rod |
| 222070 | 18015 | " " " " Spring |
| 256182 | 18025 | " " Shaft |
| 262520 | 18025 | " " " Hand Lever |
| 262521 | 18025 | " " " " " Pawl |
| 200993C | 18025 | " " " " " " " Hinge Screw |
| 262522 | 18025 | Buttonhole Cutting Shaft Hand Lever Pawl Spring |
| 200133E | 18025 | Buttonhole Cutting Shaft Hand Lever Pawl Spring Screw |
| 200665C | 18025 | Buttonhole Cutting Shaft Hand Lever Stop Screw |
| 256210 | 18025 | Buttonhole Cutting Shaft Oil Packing (wick) |
| 256220 | 18025 | Buttonhole Cutting Shaft Pulley (loose) with 255021, 255144, 255158, 255168, two each 172D, 183D, 235404, four each 1671E, 210750, 255546 and 256221 |
| 262523 | 18025 | Buttonhole Cutting Shaft Pulley Bushing with 262674 |
| 201468X | 18025 | Buttonhole Cutting Shaft Pulley Bushing Cap Screw |
| 255168 | 18025 | Buttonhole Cutting Shaft Pulley Oil Cup |
| 256221 | 18025 | " " " " Stud |
| 1671E | 18025 | " " " " " Nut |
| 255546 | 18025 | " " " " " " Lock Washer |
| 255132 | 18025 | Buttonhole Cutting Shaft Pulley Washer |
| 251138 | 18004 | " " " Starting Lever with 201085C |
| 251561 | 18015 | Buttonhole Cutting Starting Lever Arm |
| 350134E | 18015 | " " " " " " Lock Stud |
| 200027E | 18015 | Buttonhole Cutting Starting Lever Arm Screw (2) |
| 232718 | 18004 | Buttonhole Cutting Starting Lever Hinge Stud |
| 200530E | 18004 | Buttonhole Cutting Starting Lever Hinge Stud Set Screw |
| 232064 | 18004 | Buttonhole Cutting Starting Lever Latch |

| No. | Plate | Name |
|---------|-------|--|
| 350148D | 18004 | Buttonhole Cutting Starting Lever Latch Hinge Screw |
| 201531E | 18004 | Buttonhole Cutting Starting Lever Latch Hinge Screw Nut |
| 232065 | 18004 | Buttonhole Cutting Starting Lever Latch Spring |
| 201218E | 18004 | Buttonhole Cutting Starting Lever Latch Spring Screw Stud (2) |
| 200E | 18004 | Buttonhole Cutting Starting Lever Latch Stop Screw |
| 201085C | 18004 | Buttonhole Cutting Starting Lever Re- storing Screw Stud |
| 250044 | 18004 | Buttonhole Cutting Starting Lever Spring |
| 350105E | 18004 | " " " " " " Screw Stud |
| 251145 | 18022 | Buttonhole Cutting Starting Lever Trip |
| 251146 | 18022 | " " " " " " Adjusting Point |
| 1454F | 18022 | Buttonhole Cutting Starting Lever Trip Adjusting Point Screw |
| 262524 | 18022 | Buttonhole Cutting Starting Lever Trip Disengaging Plate |
| 72D | 18022 | Buttonhole Cutting Starting Lever Trip Hinge Screw |
| 251569 | 18022 | Buttonhole Cutting Starting Lever Trip Spring |
| 1241E | 18022 | Buttonhole Cutting Starting Lever Trip Spring Screw Eye |
| 251148 | 18022 | Buttonhole Cutting Starting Unlocking Lever with 201949 |
| 802D | 18022 | Buttonhole Cutting Starting Unlocking Lever Hinge Screw |
| 1904 | 18022 | Buttonhole Cutting Starting Unlocking Lever Roller |
| 201949 | 18022 | Buttonhole Cutting Starting Unlocking Lever Roller 1904 with 251213 |
| *251213 | 18022 | Buttonhole Cutting Starting Unlocking Lever Roller Stud |
| 256236 | 18018 | Buttonhole Length Indicator (lower) Disc 1/2 to 1-3/8 inch |
| 256238 | 18018 | Buttonhole Length Indicator (upper) Disc |
| 203E | 18018 | " " " " Disc Screw |
| *256004 | ---- | Driving Wheel (loose) |
| 256206 | 18003 | " " 256004 with 250398 and 256091 |
| 255559 | 18003 | Driving Wheel with 200383C |
| 256007 | 18003 | " " Clutch Stud (made in .212 in. diam.) (2) |
| 255560 | 18003 | Driving Wheel Clutch Stud Retainer (back) |
| 255561 | 18003 | Driving Wheel Clutch Stud Retainer (front) |

| No. | Plate | Name |
|---------|-------|---|
| 145E | 18003 | Driving Wheel Clutch Stud Retainer Screw |
| 1528E | 18003 | Driving Wheel Clutch Stud Retainer Screw Nut |
| 8873 | 18003 | Driving Wheel Position Pin |
| 200383C | 18003 | " " Set Screw |
| 256224 | 18003 | " " Stop Cam with 145E, 1528E, 255560 and 255561 |
| 255563 | 18003 | Driving Wheel Stop Cam Oil Pad |
| 251025 | 18003 | " " " " Position Collar with 1036A1. |
| 1036A1 | 18003 | Driving Wheel Stop Cam Position Collar Set Screw |
| 250417 | 18003 | Driving Wheel Stop Cam Spring |
| 232520 | 18001 | Face Plate |
| 641D | 18001 | " " Screw (2) |
| 232521 | 16465 | Feed Adjusting Gear |
| 250052 | 16465 | " " " Bracket |
| 250053 | 16465 | " " " " Clamping Post |
| 690D | 16465 | Feed Adjusting Gear Bracket Clamping Post Screw (2) |
| 350113C | 16465 | Feed Adjusting Gear Bracket Clamping Screw |
| 250473 | 16465 | Feed Adjusting Gear Bracket Clamping Screw Washer |
| 201428C | 16465 | Feed Adjusting Gear Screw Stud |
| 1518J | 16465 | " " " " " Nut |
| 250704 | 18024 | " Driving Gear (intermediate) with 457A1. |
| 232721 | 18024 | Feed Driving Gear (intermediate) Position Pin |
| 457A1 | 18024 | Feed Driving Gear (intermediate) Set Screw |
| 250055 | 18024 | Feed Driving Gear (intermediate) Shaft |
| 252076 | 16465 | " Wheel with three 232382 |
| 250057 | 16465 | " " Driving Pawl (3) |
| 201385C | 16465 | " " " " Hinge Screw (3) |
| 250058 | 16465 | " " " " Spring (3) |
| 232382 | 16465 | " " " " Pin |
| 1449X | 16465 | " " " " " Screw (3) |
| 350071E | 16465 | " " Friction Ring Adjusting Screw |
| 201522E | 16465 | Feed Wheel Friction Ring Adjusting Screw Lock Nut |
| 232131 | 16465 | Feed Wheel Friction Ring Adjusting Screw Washer (2) |
| 251288 | 18012 | Feed Wheel Friction Ring Bracket |
| 200070C | 18012 | " " " " " Screw (2) |
| 250060 | 16465 | Feed Wheel Friction Ring Section (long) |
| 250061 | 16465 | " " " " " (short) |

| No. | Plate | Name |
|---------|-------|---|
| 232135 | 16465 | Feed Wheel Friction Ring Spring |
| 255538 | 16465 | " " Ring |
| 250062 | 16465 | " " " " Gib (3) |
| 209F | 16465 | " " " " Screw (6) |
| 201362C | 16465 | " " Screw Stud |
| 250418 | 18009 | Finger Starting Lever with 250435 and 250436 |
| 250419 | 18009 | Finger Starting Lever Hinge Block |
| 350080D | 18009 | " " " " " Hinge Screw |
| 252212 | 18012 | Finger Starting Lever (intermediate) |
| 255080 | 18012 | " " " " " Bracket with 208A1 and 991C |
| 208A1 | 18012 | Finger Starting Lever (intermediate) Bracket Pinch Screw |
| 158E | 18012 | Finger Starting Lever (intermediate) Bracket Screw |
| 72D | 18012 | Finger Starting Lever (intermediate) Hinge Screw |
| 200097C | 18009 | Finger Starting Lever Screw |
| 228026 | 18009 | " " " " Washer |
| 262525 | 18013 | " " " (second start) |
| 262526 | 18013 | " " " " " Bracket |
| 40025 | 18013 | Finger Starting Lever (second start) Bracket Position Pin (2) |
| 122D | 18013 | Finger Starting Lever (second start) Bracket Screw (2) |
| 201044C | 18013 | Finger Starting Lever (second start) Hinge Screw |
| 262527 | 18013 | Finger Starting Lever (second start) Latch |
| 100D | 18013 | Finger Starting Lever (second start) Latch Hinge Screw |
| 262528 | 18013 | Finger Starting Lever (second start) Latch Spring |
| 262529 | 18013 | Finger Starting Lever (second start) Spring |
| 179C | 18013 | Finger Starting Lever (second start) Spring Screw |
| 1550J | 18013 | Finger Starting Lever (second start) Spring Screw Nut |
| 7071 | 18013 | Finger Starting Lever (second start) Spring Screw Washer |
| 200281D | 18013 | Finger Starting Lever (second start) Stop Screw |
| 251518 | 18009 | Finger Starting Lever Spring |
| 250435 | 18009 | " " " Stud (back) |
| 250436 | 18009 | " " " " (front) |
| 262530 | 18013 | " " Rod (second start) |
| 262531 | 18013 | " " " " " Cotter Pin |

| No. | Plate | Name |
|---------|-------|---|
| 250274 | 18013 | Finger Starting Rod (second start) Guide with 808D |
| 808D | 18013 | Finger Starting Rod (second start) Guide Pinch Screw |
| 232539 | 18024 | Intermittent Feed Driving Wheel with two 465AL |
| *256047 | ----- | Intermittent Feed Driving Wheel Bracket |
| 232244 | 18024 | " " " " " " |
| 129E | 18024 | Intermittent Feed Driving Wheel Bracket Position Pin (2) |
| 250589 | 18024 | Intermittent Feed Driving Wheel Driving Stud |
| 202090 | 18024 | Intermittent Feed Driving Wheel Driving Stud Position Pin |
| 232541 | 18024 | Intermittent Feed Driving Wheel Position Pin |
| 465AL | 18024 | Intermittent Feed Driving Wheel Set Screw |
| 232542 | 18024 | Intermittent Feed Driving Wheel Shaft |
| 250705 | 18024 | " " " " " " |
| | | Gear with 465AL |
| 232721 | 18024 | Intermittent Feed Driving Wheel Shaft Gear Position Pin |
| 465AL | 18024 | Intermittent Feed Driving Wheel Shaft Gear Set Screw |
| 262710 | 18008 | Looper |
| 262711 | 18008 | " Adjusting Block |
| 262534 | 18008 | " Bracket with 237X |
| 201722C | 18008 | " " Adjusting Nut |
| 201722C | 18008 | " " " " Locking Nut |
| 23421 | 18008 | " " Dogging Hole Plug (leather) |
| 262535 | 18008 | Looper Bracket Frame Chip Guard |
| 401D | 18008 | " " " " " " |
| | | Screw (3) |
| 232555 | 18008 | Looper Bracket Rotating Gear with 906E |
| 250084 | 18008 | " " " " Position Pin |
| 906E | 18008 | Looper Bracket Rotating Gear Set Screw |
| 262760 | 18003 | " Cam with 453AL |
| 232719 | 18003 | " " Position Pin |
| 453AL | 18003 | " " Set Screw |
| 262713 | 18008 | " Carrier |
| 201433C | 18008 | " " Hinge Screw |
| 250086 | 18008 | " " Link |
| 201099C | 18008 | " " " Hinge Screw (2) |
| 262714 | 18008 | " Driving Bar |
| 201726C | 18008 | " " " Adjusting Nut (4) |
| 256009 | 18008 | " " " " " Washer (2) |
| 262715 | 18008 | Looper Driving Bar Oil Wick |

| No. | Plate | Name |
|---------|-------|---|
| *255207 | ----- | Looper Frame |
| 250462 | 18008 | " " Chip Guard |
| 232866 | 18008 | " " Position Pin (2) |
| 201082E | 18008 | " " Screw (3) |
| 350388X | 18008 | " Screw |
| 250491 | 18008 | " " Washer |
| 250074 | 18008 | " Shim (.005 in. thick) |
| 250449 | 18008 | " " (.010 in. thick) |
| 250450 | 18008 | " " (.020 in. thick) |
| 250537 | 18008 | " " (.030 in. thick) |
| 256010 | 18003 | " Slide with 201943 |
| 250076 | 18003 | " " Gib (lower) (2) |
| 250077 | 18003 | " " " (upper) (2) |
| 190D | 18003 | " " " Screw (6) |
| *250078 | ----- | " " Guide Extension |
| 40025 | 18003 | " " " " Position Pin |
| 127D | 18003 | " " " " Screw |
| 201896 | 18003 | " " Roller |
| 201943 | 18003 | " " " 201896 with 250429 |
| 250429 | 18003 | " " " Stud |
| 250105 | 18001 | Needle Bar Driving Crank with 200394C and two 200382C |
| 40025 | 18001 | Needle Bar Driving Crank Position Pin |
| 200394C | 18001 | " " " " Set Screw |
| 262773 | 18011 | " Driving Bar |
| 232177 | 18011 | " " " Bushing |
| 232176 | 18011 | " " " Collar with 200083E |
| 200083E | 18011 | " " " " Pinch Screw |
| 262774 | 18011 | " " " Guide |
| 262775 | 18011 | " " " " Block |
| 256227 | 18011 | " " " " " Bushing |
| 181D | 18011 | " " " " " " " " Screw (3) |
| 201734C | 18011 | Needle Driving Bar Guide Block Nut |
| 203D | 18011 | " " " " " Screw |
| 232814 | 18011 | " " " " " Washer |
| 232178 | 18001 | " " " " Link |
| 232709 | 18001 | " " " " " Hinge Stud with 222598 |
| 222598 | 18001 | Needle Driving Bar Link Hinge Stud Oil Packing (wick) |
| 200382C | 18001 | Needle Driving Bar Link Hinge Stud Set Screw |
| 250108 | 18001 | Needle Driving Bar Swivel with 248821 |
| 248821 | 18001 | " " " " " Oil Packing (wick) |
| 262781 | 18008 | Needle Guard |
| 230E | 18008 | " " Screw |
| 230E | 18008 | " " " (support end) |
| 262776 | 18011 | " Holder with 50138F |
| 208AL | 18011 | " " Screw (2) |
| 256228 | 18011 | " Rotating Gear |

| No. | Plate | Name |
|---------|-------|---|
| 250118 | 18011 | Needle Rotating Gear Key |
| 50138F | 18011 | " Set Screw |
| 262786 | 18007 | " Thread Cutter |
| 262540 | 18007 | " " " Crank with 1819 |
| 1819 | 18007 | " " " " Roller and Stud |
| 262541 | 18007 | Needle Thread Cutter Crank Stud |
| 223D | 18007 | " " " " " Set Screw |
| 262676 | 18007 | Needle Thread Cutter Crank complete, Nos. 262540, 262543 and 262544 |
| 262542 | 18007 | Needle Thread Cutter Gear (driven) with 906AL. |
| 2273 | 18007 | Needle Thread Cutter Gear (driven) Position Pin |
| 906AL | 18007 | Needle Thread Cutter Gear (driven) Set Screw |
| 262543 | 18007 | Needle Thread Cutter Gear (driver) |
| 262544 | 18007 | " " " " Pin |
| 262722 | 18007 | " " " Locking Plate |
| 200590X | 18007 | " " " " " Screw |
| 262545 | 18008 | Needle Thread Cutter Operating Latch |
| 940F | 18008 | " " " " " Hinge Screw |
| 262546 | 18008 | Needle Thread Cutter Operating Latch Spring |
| 253512 | 18008 | Needle Thread Cutter Operating Latch Stop Washer |
| 201E | 18008 | Needle Thread Cutter Operating Latch Stop Washer Screw |
| 262547 | 18008 | Needle Thread Cutter Operating Plate |
| 262548 | 18008 | " " " " " Lever |
| 940F | 18008 | Needle Thread Cutter Operating Plate Lever Hinge Screw |
| 217D | 18008 | Needle Thread Cutter Operating Plate Screw |
| 262549 | 18008 | Needle Thread Cutter Safety |
| 208AL | 18008 | " " " " Screw (2) |
| 200581X | 18007 | " " " Screw |
| 262550 | 18007 | " " " Shaft |
| 262551 | 18007 | " " " " Bracket |
| 262552 | 18007 | " " " " " Clamp ing Plate |
| 211E | 18007 | Needle Thread Cutter Shaft Bracket Clamping Plate Screw |
| 190E | 18007 | Needle Thread Cutter Shaft Bracket Position Screw |
| 7071 | 18007 | Needle Thread Cutter Shaft Bracket Position Screw Washer |

| No. | Plate | Name |
|---------|-------|--|
| 175D | 18007 | Needle Thread Cutter Shaft Bracket Set Screw |
| 262532 | 18008 | Needle Thread Cutter Shaft Bracket Support |
| 237X | 18008 | Needle Thread Cutter Shaft Bracket Support Set Screw |
| 262723 | 18007 | Needle Thread Cutter Shaft Bushing |
| 262553 | 18007 | " " " " Crank with 906AL and 1988 |
| 2273 | 18007 | Needle Thread Cutter Shaft Crank Position Pin |
| 1988 | 18007 | Needle Thread Cutter Shaft Crank Roller and Stud |
| 906AL | 18007 | Needle Thread Cutter Shaft Crank Set Screw |
| 262554 | 18007 | Needle Thread Cutter Shaft Crank Spring |
| 262562 | 18007 | " " " Shim (.003 in. thick) (2) |
| 256635 | 18014 | Needle Thread Guide |
| 256636 | 18014 | " " " Stud |
| 256637 | 18014 | " " " " Bracket with two 208AL |
| 208AL | 18014 | Needle Thread Guide Stud Bracket Screw |
| 208AL | 18014 | Needle Thread Guide Stud Screw |
| 232792 | 18014 | " " Leader |
| 1664E | 18014 | " " " Nut |
| 256200 | 18014 | " " Pull-off (adjustable) |
| 1550J | 18014 | " " " " Lock Nut |
| 262564 | 18014 | Needle Thread Pull-off (auxiliary) |
| 262565 | 18018 | " " " " Cam |
| 350201F | 18018 | " " " " " Screw |
| 262566 | 18014 | Needle Thread Pull-off (auxiliary) Connection |
| 176X | 18014 | Needle Thread Pull-off (auxiliary) Connection Screw |
| 262567 | 18014 | Needle Thread Pull-off (auxiliary) Link |
| 262780 | 18014 | " " " " Thread Guard Pin |
| 256070 | 18014 | Needle Thread Take-up with 201374E and 201937 |
| 256072 | 18014 | Needle Thread Take-up Bracket |
| 256073 | 18014 | " " " " Cover |
| 176X | 18014 | " " " " " Screw (2) |
| 1423F | 18014 | Needle Thread Take-up Bracket Cover Screw (2) |
| 250399 | 18014 | Needle Thread Take-up Bracket Position Pin (2) |
| 161D | 18014 | Needle Thread Take-up Bracket Screw (3) |

| No. | Plate | Name |
|---------|-------|---|
| 262761 | 18014 | Needle Thread Take-up Cam with two 457AL |
| 232721 | 18014 | Needle Thread Take-up Cam Position Pin |
| 457AL | 18014 | Needle Thread Take-up Cam Set Screw |
| 256234 | 18014 | " " " " Shaft |
| 232673 | 18014 | " " " " " Gear with two 448AL |
| 40025 | 18014 | Needle Thread Take-up Cam Shaft Gear Position Pin |
| 448AL | 18014 | Needle Thread Take-up Cam Shaft Gear Set Screw |
| 256235 | 18014 | Needle Thread Take-up Cam Shaft Washer |
| 350268C | 18014 | Needle Thread Take-up Hinge Screw |
| 201873 | 18014 | " " " " Roller |
| 201937 | 18014 | " " " " " 201873 with 201144E and 232686 |
| 201144E | 18014 | Needle Thread Take-up Roller Cap Screw |
| 232686 | 18014 | Needle Thread Take-up Roller Stud |
| 201374E | 18014 | " " " " " " Cap Screw |
| 256071 | 18014 | Needle Thread Take-up Thread Guide |
| 1423F | 18014 | " " " " " " Screw (2) |
| 32012 | 18014 | Needle Thread Tension Disc (2) |
| 991C | 18021 | " " " " " Releasing Adjusting Screw |
| 1550J | 18021 | Needle Thread Tension Releasing Adjusting Screw Nut |
| 256076 | 18014 | Needle Thread Tension Releasing Arm |
| 974F | 18014 | " " " " " " Hinge Screw |
| 256189 | 18021 | Needle Thread Tension Releasing Block with 200E |
| 200E | 18021 | Needle Thread Tension Releasing Block Set Screw |
| 32572 | 18014 | Needle Thread Tension Releasing Disc |
| 256215 | 18021 | " " " " " Lever |
| 255010 | 18021 | " " " " " " Bracket |
| 200346C | 18021 | Needle Thread Tension Releasing Lever Bracket Adjusting Screw |
| 145E | 18021 | Needle Thread Tension Releasing Lever Bracket Screw (lower) |
| 200062X | 18021 | Needle Thread Tension Releasing Lever Bracket Screw (upper) |
| 262572 | 18021 | Needle Thread Tension Releasing Lever Extension |
| 161D | 18021 | Needle Thread Tension Releasing Lever Extension Adjusting Screw |

| No. | Plate | Name |
|---------|-------|--|
| 226163 | 18021 | Needle Thread Tension Releasing Lever Extension Adjusting Screw Washer |
| 176D | 18021 | Needle Thread Tension Releasing Lever Extension Screw |
| 35D | 18021 | Needle Thread Tension Releasing Lever Hinge Screw |
| 255011 | 18021 | Needle Thread Tension Releasing Lever Spring |
| 39635 | 18014 | Needle Thread Tension Releasing Pin |
| 256190 | 18021 | " " " " " Rod |
| 256191 | 18021 | " " " " " " Bracket |
| 256020 | 18021 | Needle Thread Tension Releasing Rod Plate |
| 792D | 18021 | Needle Thread Tension Releasing Rod Plate Screw (2) |
| 208AL | 18021 | Needle Thread Tension Releasing Rod Screw |
| 256185 | 18014 | Needle Thread Tension Spring |
| 350399C | 18014 | " " " " " Stud |
| 1560C | 18014 | " " " " " Thumb Nut |
| 262729 | 18029 | Patch Clip Body (narrow) |
| 262730 | 18030 | " " " " (wide) for 262732 |
| 262731 | 18029 | Patch Clip (narrow) complete, Nos. 262729, 262736, 262738 and two 262585 |
| 262732 | 18030 | Patch Clip (wide) complete, Nos. 262730, 262737, 262739 and two 262585 |
| 262787 | 18009 | Patch Clip Guide Plate (left) |
| 262788 | 18010 | " " " " " (right) |
| 201403X | 18009 | " " " " " Screw |
| 262789 | 18009 | " " " " " Lock Stud |
| 255537 | 18009 | " " " " " Spring |
| 262733 | 18029 | " " " " " Opener (narrow) |
| 262734 | 18030 | " " " " " (wide) for 262758 |
| 262582 | 18029 | " " " " " Carrier |
| 262583 | 18031 | " " " " " Gib |
| 200064D | 18031 | " " " " " " Screw |
| 200280C | 18029 | " " " " " Operating Stud |
| 262735 | 18029 | " " " " " " Bracket |
| 200132X | 18029 | " " " " " " " " Screw |
| 200096D | 18029 | Patch Clip Opener Screw |
| 262736 | 18029 | " " " " " Side Piece (left) (narrow) |
| 262737 | 18030 | " " " " " " " (wide) for 262732 |
| 262738 | 18029 | Patch Clip Side Piece (right) (narrow) |
| 262739 | 18030 | " " " " " " " (wide) for 262732 |
| 262585 | 18029 | Patch Clip Side Piece Spring |
| 262586 | 18009 | " " " " " Spring (left) |
| 262587 | 18010 | " " " " " (right) |

| No. | Plate | Name |
|---------|-------|---|
| 200165X | 18009 | Patch Clip Spring Screw |
| 262757 | 18009 | " " " Shim |
| 262588 | 18029 | " " " Support |
| 350503X | 18029 | " " " Screw |
| 262589 | 18031 | " Depressing Blade (narrow) |
| 262783 | 18032 | " " " (wide) for 262758 |
| 262590 | 18031 | Patch Depressing Blade Carrier |
| 262591 | 18031 | " " " " Guide |
| 200064D | 18031 | " " " " " Screw |
| 201826 | 18025 | " " " " " Roller |
| 262674 | 18025 | " " " " " Stud |
| 200177D | 18031 | Patch Depressing Blade Screw |
| 262593 | 18029 | " Finger Guard |
| 262740 | 18031 | " Folding Blade (narrow) |
| 262594 | 18032 | " " " (wide) for 262758 |
| 262741 | 18031 | " " " Carrier |
| 201458D | 18031 | " " " " Adjusting Screw |
| 262742 | 18031 | Patch Folding Blade Carrier Adjusting Screw Stop |
| 36006 | 18031 | Patch Folding Blade Carrier Adjusting Screw Washer |
| 201522C | 18031 | Patch Folding Blade Carrier Nut |
| 262597 | 18031 | " " " " Clamp |
| 200165X | 18031 | " " " " Screw (for narrow buttonhole) (use 200581X for wide buttonhole) |
| 200581X | 18032 | Patch Folding Blade Clamp Screw, for 262758 |
| 262743 | 18032 | Patch Folding Blade Shim, for 262758 |
| 262771 | 18031 | " Forming Device (narrow) Identi- fication Disc |
| 262772 | 18032 | Patch Forming Device (wide) Identi- fication Disc, for 262758 |
| 262755 | ----- | Patch Forming Device (narrow) com- plete, Nos. 36006, 200103E, 200245C, 200247C, 200280C, 201304F, 201458D, 201528E, 232756, 262582, 262583, 262588 to 262591, 262593, 262598 to 262600, 262606, 262609, 262663 to 262666, 262685, 262733, 262735, 262741 262742, 262744, 262754, 262771, 262779 262782, 262799, two each 200023D, 200035X, 200041E, 200096D, 200101D, 200132X, 200177D, 201522C, 250491, 262597, 262740, 350503X, four each 200029X, 200064D and 200165X |

Note: Patch Forming Device 262755 is furnished with this machine unless otherwise specified on order.

| No. | Plate | Name |
|---------|-------|--|
| 262758 | ----- | Patch Forming Device (wide) complete, Nos. 36006, 200103E, 200245C, 200247C, 200280C, 201304F, 201458D, 201528E, 232756, 262582, 262583, 262588, 262590, 262591, 262593, 262598 to 262600, 262606, 262609, 262663 to 262666, 262685, 262734, 262735, 262741, 262742, 262745, 262754, 262772, 262779, 262782, 262783, 262799, two each 200023D, 200035X, 200041E, 200096D, 200101D, 200132X, 200177D, 201522C, 250491, 262594, 262597, 262743, 350503X, four each 200029X, 200064D and 200581X |
| 262598 | 18031 | Patch Ram |
| 200023D | 18031 | " " " Screw |
| 262599 | 18031 | " " " Slide |
| 262754 | 18029 | " " " " Bracket |
| 200029X | 18029 | " " " " " Screw |
| 262600 | 18029 | " " " " " Gib |
| 200355X | 18029 | " " " " " Adjusting Screw |
| 201537X | 18029 | " " " " " " " Nut |
| 262782 | 18029 | " " " " " " " Plate with two each 200355X and 201537X |
| 200035X | 18029 | Patch Ram Slide Gib Adjusting Screw Plate Screw |
| 200041E | 18029 | Patch Ram Slide Gib Screw |
| 262663 | 18029 | " Shear Blade (lower) |
| 200245C | 18029 | " " " " " Hinge Screw |
| 201528E | 18029 | " " " " " " " Nut |
| 262664 | 18029 | " " " " (upper) |
| 200247C | 18012 | " " " " " Hinge Screw |
| 262665 | 18029 | " " " Tension Spring with 200366X and 201537X |
| 200366X | 18029 | Patch Shear Tension Spring Adjusting Screw |
| 201537X | 18029 | Patch Shear Tension Spring Adjusting Screw Nut |
| 262666 | 18029 | Patch Shear Tension Spring Stud |
| 262744 | 18031 | " Stripper (narrow) |
| 262745 | 18032 | " " " (wide) for 262758 |
| 262606 | 18031 | " " " Spring |
| 201304F | 18031 | " " " Stop Screw |
| 262685 | 18029 | " Support |
| 262756 | 18025 | " " " Bracket |
| 250397 | 18025 | " " " " Position Pin (2) |
| 145D | 18025 | " " " " Screw (2) |
| 200029X | 18029 | " " " " Screw |
| 262609 | 18029 | " Tray |
| 200101D | 18029 | " " " Screw |
| 262747 | 18018 | Pattern Wheel (narrow) for buttonholes from 1 in. to 1-3/8 inch |

| No. | Plate | Name |
|---------|-------|--|
| 201668E | 18020 | Pattern Wheel Clamping Nut |
| 256229 | 18018 | " " Position Plate |
| 350493C | 18018 | " " " " " Screw |
| 256230 | 18018 | " " " " " Washer |
| 250148 | 18020 | Pattern Wheel Position Stud |
| 262662 | 18018 | " " Rapid Feed Trip Point (first start) |
| 250372 | 18018 | Pattern Wheel Rapid Feed Trip Point (second start) |
| 203E | 18018 | Pattern Wheel Rapid Feed Trip Point Screw |
| 262610 | 18018 | Pattern Wheel Ring (adjustable) |
| 262611 | 18018 | " " " 262610 with 262614 to 262616, 262798, four each 211E and 250444 |
| 262798 | 18018 | Pattern Wheel Ring Adjusting Segment (curved rise, first side) |
| 262616 | 18018 | Pattern Wheel Ring Adjusting Segment (curved rise, second side) |
| 262614 | 18018 | Pattern Wheel Ring Adjusting Segment (straight drop, first side) |
| 262615 | 18018 | Pattern Wheel Ring Adjusting Segment (straight drop, second side) |
| 211E | 18018 | Pattern Wheel Ring Adjusting Segment Screw |
| 250444 | 18018 | Pattern Wheel Ring Adjusting Segment Screw Washer |
| 262750 | 18018 | Pattern Wheel complete (adjustable) (narrow) for buttonholes from 1 to 1-3/8 in., Nos. 256229, 256236, 256238, 262565, 262611, 262643, 262662, 262747, two each 250372, 256230, 350493C, three 350201F and four 203E |
| 251298 | 18020 | Pattern Wheel Shaft with 250148 |
| 250150 | 18020 | " " " Bevel Gear with 168D |
| 40025 | 18020 | Pattern Wheel Shaft Bevel Gear Position Pin |
| 168D | 18020 | Pattern Wheel Shaft Bevel Gear Set Screw |
| 250151 | 18020 | Pattern Wheel Shaft Bushing (left) |
| 145E | 18020 | " " " " " Screw (2) |
| 250152 | 18020 | Pattern Wheel Shaft Bushing (right) |
| 647E | 18020 | " " " " " Screw (2) |
| 250154 | 18020 | Rapid Feed Clutch Disengaging Lever (3) |
| 253481 | 18020 | Rapid Feed Clutch Disengaging Sleeve |
| 250156 | 18020 | " " " Driving Disc |

| No. | Plate | Name |
|---------|-------|--|
| 1230F | 18020 | Rapid Feed Clutch Driving Disc Screw (4) |
| 201897 | 18020 | Rapid Feed Clutch Roller (3) |
| 255095 | 18020 | " " " " Carrier with 624E |
| 40025 | 18020 | Rapid Feed Clutch Roller Carrier Position Pin |
| 624E | 18020 | Rapid Feed Clutch Roller Carrier Set Screw |
| 250153 | 18020 | Rapid Feed Clutch Roller Retainer (3) |
| 208AL | 18020 | " " " " " Screw (3) |
| 255096 | 18020 | Rapid Feed Clutch Roller Spring (3) |
| 255097 | 18020 | " " " " " Guide Pin (3) |
| 250158 | 16367 | Rapid Feed Crank Shaft |
| 250159 | 16367 | " " " " Bushing (back) |
| 250160 | 16367 | " " " " " " Oil Tube (lower) (brass) |
| 250495 | 16367 | Rapid Feed Crank Shaft Bushing (back) Oil Tube (upper) (brass) |
| 250161 | 16367 | Rapid Feed Crank Shaft Bushing (front) |
| 436C | 16367 | " " " " " Set Screw (2) |
| 232600 | 16367 | Rapid Feed Crank Shaft Collar with two 453AL |
| 453AL | 16367 | Rapid Feed Crank Shaft Collar Set Screw |
| 250452 | 16367 | Rapid Feed Crank Shaft Gear with 458C |
| 232719 | 16367 | " " " " " Position Pin |
| 458C | 16367 | Rapid Feed Crank Shaft Gear Set Screw |
| 202260 | 16367 | " " " " " Oil Packing (wick) (2) |
| *256091 | ---- | Rapid Feed Driving Gear |
| 250398 | 18003 | " " " " " Key |
| 250164 | 16364 | " " " " " Gear Guard |
| 641D | 16364 | " " " " " Screw (2) |
| 256223 | 16364 | " " " " " Intermediate Gear |
| 201447C | 16364 | " " " " " Screw Stud |
| 1510E | 16364 | " " " " " " " Nut |
| 250167 | 16364 | Rapid Feed Intermediate Gear Screw Stud Nut Washer |
| 250405 | 16364 | Rapid Feed Intermediate Gear Screw Stud Washer |
| 253536 | 16367 | Rapid Feed Pawl Bell Crank with 202299 |
| 11C | 16367 | " " " " " Hinge Screw |
| 202299 | 16367 | " " " " " Oil Packing (wick) |
| 250171 | 16367 | Rapid Feed Pawl Bell Crank Slide Block Section (2) |

| No. | Plate | Name |
|---------|-------|--|
| 250172 | 16367 | Rapid Feed Pawl Guide |
| 181D | 16367 | " " " " Screw (2) |
| 350260C | 16367 | " " " " Hinge Screw |
| 1655E | 16367 | " " " " " Nut |
| 252266 | 18027 | " " Slide Bar |
| 250174 | 18027 | " " " " Bushing (left) |
| 145E | 18027 | " " " " " " |
| | | Screw (2) |
| 250175 | 18027 | Rapid Feed Slide Bar Bushing (right) |
| 647E | 18027 | " " " " " " |
| | | Screw (2) |
| 252269 | 18027 | Rapid Feed Slide Bar Collar with 448AL |
| 40025 | 18027 | " " " " " Position Pin |
| 448AL | 18027 | " " " " " Set Screw |
| 256248 | 18027 | " " " " " Fork Connection |
| | | with 200352C |
| 253538 | 18027 | Rapid Feed Slide Bar Fork Connection |
| | | Extension Plate |
| 176D | 18027 | Rapid Feed Slide Bar Fork Connection |
| | | Extension Plate Screw (2) |
| 350526E | 18027 | Rapid Feed Slide Bar Fork Connection |
| | | Position Screw |
| 350385C | 18027 | Rapid Feed Slide Bar Fork Connection |
| | | Screw Stud |
| 200352C | 18027 | Rapid Feed Slide Bar Fork Connection |
| | | Set Screw |
| 252306 | 16367 | Rapid Feed Slide Bar Lock |
| 252271 | 16367 | " " " " " Block |
| 232055 | 16367 | " " " " " " Position |
| | | Pin |
| 704E | 16367 | Rapid Feed Slide Bar Lock Block Screw |
| 350262E | 16367 | " " " " " Hinge Screw |
| 250409 | 16367 | " " " " " Spring |
| 1241E | 18027 | " " " " " " Screw |
| | | Eye |
| 250194 | 16367 | Rapid Feed Slide Bar Lock Trip |
| 56C | 16367 | " " " " " " Hinge |
| | | Screw |
| 262618 | 18027 | Rapid Feed Slide Bar Spring |
| 350293E | 18027 | " " " " " Cap Screw |
| 252274 | 18027 | " " " " " Washer |
| 250180 | 16373 | " " Starting Latch |
| 199C | 16373 | " " " " " Cap Screw |
| 201446C | 16373 | " " " " " Hinge Screw |
| | | Stud |
| 251626 | 16373 | Rapid Feed Starting Lever with 1241E, |
| | | 1454E, 200293D and 201957 |
| 255053 | 16373 | Rapid Feed Starting Lever (operated by |
| | | stop motion) with 704C, 1454E, 203213 |
| | | and 255054 |
| 232541 | 16373 | Rapid Feed Starting Lever Position Pin |

| No. | Plate | Name |
|---------|-------|--|
| 201445E | 16373 | Rapid Feed Starting Lever Position Pin |
| | | Screw |
| 201957 | 16373 | Rapid Feed Starting Lever Roller |
| 200293D | 16373 | " " " " " " Screw |
| | | Stud |
| 1454E | 16373 | Rapid Feed Starting Lever Set Screw |
| 251499 | 16373 | " " " " " Shaft |
| 251212 | 16373 | " " " " " Spring |
| 1241E | 16373 | " " " " " " Screw |
| | | Eye |
| 255054 | 16373 | Rapid Feed Starting Lever Stud |
| 704C | 16373 | " " " " " " Set |
| | | Screw |
| 203213 | 16373 | Rapid Feed Starting Lever Stud Spring |
| 253537 | 16367 | " " " " Pawl |
| 256177 | 16367 | " " " " " Oiling Pad (felt) |
| 50058D | 16367 | " " " " " " " Screw |
| 9525 | 16367 | " " " " " " " " |
| | | Washer |
| 250188 | 16367 | Rapid Feed Starting Pawl Spring |
| 201454E | 18024 | " " " " " " Screw |
| | | Eye |
| 1521E | 18024 | Rapid Feed Starting Pawl Spring Screw |
| | | Eye Nut |
| 250189 | 16373 | Rapid Feed Starting Trip Lever with |
| | | 1454E |
| 251623 | 16373 | Rapid Feed Starting Trip Lever Over- |
| | | throw Stop |
| 350229E | 16373 | Rapid Feed Starting Trip Lever Over- |
| | | throw Stop Screw |
| 7071 | 16373 | Rapid Feed Starting Trip Lever Over- |
| | | throw Stop Screw Washer |
| 201445E | 16373 | Rapid Feed Starting Trip Lever Posi- |
| | | tion Screw |
| 201437C | 16373 | Rapid Feed Starting Trip Lever Screw |
| | | Stud |
| 1454E | 16373 | Rapid Feed Starting Trip Lever Set |
| | | Screw |
| 251628 | 18004 | Rapid Feed Starting Tripping Point |
| 203E | 18004 | " " " " " " Screw |
| | | (2) |
| 256195 | 18021 | Rapid Feed Trip Lever with two 200E |
| 200E | 18021 | " " " " " Set Screw |
| 255123 | 16364 | " " Tripping Pawl |
| 1410D | 16364 | " " " " " Cap Screw |
| 255124 | 16364 | " " " " " Lever |
| 250432 | 16364 | " " " " " " Bracket |
| 232154 | 16364 | " " " " " " " |
| | | Position Pin (2) |
| 350110C | 16364 | Rapid Feed Tripping Pawl Lever Brack- |
| | | et Screw |

| No. | Plate | Name |
|---------|-------|---|
| 14017 | 16364 | Rapid Feed Tripping Pawl Lever Bracket Screw Washer |
| 72C | 16364 | Rapid Feed Tripping Pawl Lever Hinge Screw |
| 255167 | 16364 | Rapid Feed Tripping Pawl Spring |
| 250195 | 16367 | " " Worm with 453AL |
| 25362 | 16367 | " " " Ball |
| 250196 | 16367 | " " " Bearing Cup |
| 225007 | 16367 | " " " Retainer with eight 25362 |
| 232244 | 16367 | Rapid Feed Worm Position Pin |
| 453AL | 16367 | " " " Set Screw |
| 250197 | 18020 | " " " Wheel |
| 250198 | 18020 | " " " Collar with two 453AL |
| 453AL | 18020 | Rapid Feed Worm Wheel Collar Set Screw |
| 202244 | 18020 | Rapid Feed Worm Wheel Oil Packing (wick) |
| 255138 | 18012 | Starting Bell Crank with 201160E |
| 350291C | 18012 | " " " Hinge Screw |
| 256196 | 18012 | " and Retaining Latch with 201160E |
| 255136 | 18012 | " " " Crank with 209F and 1819 |
| 2269 | 18012 | Starting and Retaining Latch Crank Position Pin |
| 1819 | 18012 | Starting and Retaining Latch Crank Roller and Stud |
| 209F | 18012 | Starting and Retaining Latch Crank Set Screw |
| 255157 | 18012 | Starting and Retaining Latch Spring |
| 201160E | 18012 | " " " " " Screw Eye |
| 255158 | 18025 | Starting and Retaining Latch Tripping Block |
| 235404 | 18025 | Starting and Retaining Latch Tripping Block Pin |
| 183D | 18025 | Starting and Retaining Latch Tripping Block Screw |
| 251289 | 18012 | Starting Rod |
| 40043 | 18012 | " " Collar with 209AL |
| 251292 | 18012 | " " " with 646F (2) |
| 2273 | 18012 | " " " Position Pin (2) |
| 646F | 18012 | " " " Screw Stud |
| 209AL | 18012 | " " " Set Screw |
| 251290 | 18012 | " " Guide Plate |
| 200058E | 18012 | " " " " Screw |
| 251291 | 18015 | " " Lock |
| 74C | 18015 | " " " Hinge Screw |
| 232200 | 18015 | " " " Spring |
| 1241E | 18015 | " " " Screw Eye |
| 251293 | 18020 | " " " Tripping Point |

| No. | Plate | Name |
|---------|-------|--|
| 219E | 18020 | Starting Rod Lock Tripping Point Screw |
| 262799 | 18012 | " " Safety Lever |
| 262777 | 18012 | " " " " Connection (long end) with 200125C |
| 262778 | 18012 | Starting Rod Safety Lever Connection (short end) |
| 200125C | 18012 | Starting Rod Safety Lever Connection Set Screw |
| 262779 | 18012 | Starting Rod Safety Lever Spring (large) |
| 232756 | 18012 | " " " " " (small) |
| 200103E | 18012 | " " " " " Screw |
| 250491 | 18012 | " " " " " Washer |
| 262621 | 18012 | " " " Lock |
| 200197E | 18012 | " " " " Hinge Screw |
| 262622 | 18012 | " " " " Latch |
| 200122X | 18012 | " " " " " Screw (2) |
| 251295 | 18012 | " " " " Stop Pin |
| 251296 | 18012 | " " Spring |
| 40045 | 18012 | " " Stop Washer (rawhide) |
| 250213 | 18024 | Stitch Regulating Gear, 33 teeth |
| 201660C | 18024 | " " " Lock Nut |
| 252178 | 18023 | " Rotating Lever (lower) with 458C |
| 201442C | 18023 | " " " " Position Screw |
| 201871 | 18023 | Stitch Rotating Lever (lower) Roller |
| 350066C | 18023 | " " " " " Screw Stud |
| 201666E | 18023 | Stitch Rotating Lever (lower) Roller Screw Stud Nut |
| 458C | 18023 | Stitch Rotating Lever (lower) Set Screw |
| 232591 | 18023 | " " " (upper) with 448AL |
| 40025 | 18023 | " " " " Position Pin |
| 448AL | 18023 | " " " " Set Screw |
| 232807 | 18023 | " " " " Connection (front section) (lower) |
| 232593 | 18023 | Stitch Rotating Lever Connection (front section) (upper) |
| 232808 | 18023 | Stitch Rotating Lever Connection (rear section) (lower) |
| 232592 | 18023 | Stitch Rotating Lever Connection (rear section) (upper) |
| 58F | 18023 | Stitch Rotating Lever Connection Hinge Screw (4) |
| 172D | 18023 | Stitch Rotating Lever Connection Screw (lower) |
| 193D | 18023 | Stitch Rotating Lever Connection Screw (upper) |
| 39504 | 18023 | Stitch Rotating Lever Connection Screw Washer (lower) |
| 232717 | 18023 | Stitch Rotating Lever Connection Screw Washer (upper) |

| No. | Plate | Name |
|---------|-------|---|
| 232764 | 18023 | Stitch Rotating Lever Connection (lower) complete, Nos. 232807, 232808, two each 172D and 39504 |
| 250400 | 18023 | Stitch Rotating Lever Connection (upper) complete, Nos. 232592, 232593, 232717 and two 193D |
| 250394 | 18023 | Stitch Rotating Lever Rock Shaft |
| 250216 | 18023 | " " Sector (lower) |
| 232597 | 18023 | " " " " Bracket |
| 690D | 18023 | " " " " " Screw |
| 226163 | 18023 | " " " " " " Washer |
| 350087C | 18023 | Stitch Rotating Sector (lower) Hinge Screw |
| 252204 | 18023 | Stitch Rotating Sector (upper) |
| 232599 | 18023 | " " " " Bracket |
| 201395D | 18023 | " " " " " Screw (2) |
| 251026 | 16363 | Stop Lever with 200352C |
| 232262 | 16363 | " " Bracket |
| 350263E | 16363 | " " " Screw |
| 250218 | 16363 | " " Crank with 453AL |
| 40025 | 16363 | " " Position Pin |
| 453AL | 16363 | " " Set Screw |
| 232263 | 16363 | " " Friction Pad (rawhide) |
| 200110D | 16363 | " " " " Screw (2) |
| 255169 | 16363 | " " Interlocking Slide |
| 201084C | 16363 | " " " " Adjusting Screw |
| 201628E | 16363 | Stop Lever Interlocking Slide Adjusting Screw Nut |
| 1178D | 16363 | Stop Lever Interlocking Slide Screw |
| 232265 | 16363 | " " " " " Washer |
| 250416 | 16363 | Stop Lever Interlocking Slide Spring |
| 250219 | 18002 | " " Link |
| 250220 | 18002 | " " " Connection |
| 250221 | 18002 | " " " Locking Pin |
| 250222 | 18002 | " " " " " Spring |
| 217D | 18002 | Stop Lever Link Connection Locking Pin Spring Screw (2) |
| 350225D | 18002 | Stop Lever Link Connection Screw (back) |
| 807D | 18002 | " " " " " (front) |
| 64C | 18002 | " " " Hinge Screw |
| 250223 | 18002 | " " Operating Lever |
| 11C | 18002 | " " " " Hinge Screw |
| 250224 | 18002 | " " " Plate |
| 157D | 18002 | " " " " Screw |
| 39541 | 18002 | " " " " " Washer |
| 201442C | 16363 | " " Position Screw |
| 200352C | 16363 | " " Set Screw |

| No. | Plate | Name |
|---------|-------|---|
| 250225 | 16363 | Stop Lever Shaft |
| 256217 | 16363 | " " Spring |
| 201110E | 16363 | " " " Screw |
| 262794 | 18008 | Throat Plate (for heavy and light material) |
| 250447 | 18008 | Throat Plate Adjusting Block |
| 176D | 18008 | " " " Screw |
| 250560 | 18008 | " " " Washer |
| *256083 | 18024 | Vertical Shaft with two 202090 and 250589 |
| 256201 | 18024 | Vertical Shaft 256083 with 232719 and 255522 |
| 255522 | 18024 | Vertical Shaft Bevel Gear (lower) with two 453AL |
| 232719 | 18024 | Vertical Shaft Bevel Gear (lower) Position Pin |
| 256084 | 18024 | Vertical Shaft Bevel Gear (upper) with two 453AL |
| 40025 | 18024 | Vertical Shaft Bevel Gear (upper) Position Pin (2) |
| 453AL | 18024 | Vertical Shaft Bevel Gear Set Screw |
| 250396 | 18024 | " " Bushing (lower) |
| 350455E | 18024 | " " " " " Screw (2) |
| 201730E | 18024 | " " " " " Nut (2) |
| 256085 | 18024 | Vertical Shaft Bushing (upper) |
| 575C | 18024 | " " " " " Set Screw |
| 262625 | 18009 | Work Clamp Arm (left) |
| 262626 | 18010 | " " " (right) |
| 252213 | 18009 | " " " Bracket (left) |
| 252300 | 18009 | " " " " " 252213 with 250551, 250552, 252200, 253666 and three 2269 |
| 252214 | 18010 | Work Clamp Arm Bracket (right) |
| 252301 | 18010 | " " " " " 252214 with 250266, 250528, 252201, 253666 and three 2269 |
| 201129D | 18009 | Work Clamp Arm Bracket Screw (back) |
| 200161D | 18009 | " " " " " (front) |
| 253666 | 18009 | " " " Cam with 209F |
| 2269 | 18009 | " " " " Position Pin |
| 209F | 18009 | " " " " Set Screw |
| 250552 | 18009 | " " " " Shaft (left) |
| 250528 | 18010 | " " " " " (right) |
| 201237E | 18009 | " " " " Stop Screw |
| 201537X | 18009 | " " " " " Nut |
| 256214 | 18009 | " " " Hinge Block |
| 350123E | 18009 | " " " " " Hinge Screw |
| 200051E | 18009 | Work Clamp Arm Screw |
| 13218 | 18009 | " " " Spring |
| 350106E | 18009 | " " " " " Screw |

PARTS FOR MACHINE No. 179w2

| No. | Plate | Name |
|---------|-------|--|
| 262627 | 18009 | Work Clamp Base (left) with 251619 |
| 262628 | 18009 | " " " " 262627 with 194C, 217E, 792D, 7071, 10249, 1321E, 200051E, 200097C, 200161D, 201237E, 201537X, 202140, 228026, 250241, 250418, 250419, 251518, 251519, 252300, 255003, 255016, 255162, 255537, 256214, 262586, 262625, 262633, 262656, 262757, 262787, 262789, 262790, 262792, 350080D, 350106E, 350571C, two each 200165X, 201129D, 350123E, three each 1443F, 201403X and nine 934X |
| 255162 | 18009 | Work Clamp Base (left) Guard |
| 934X | 18009 | " " " " " Screw |
| 262629 | 18010 | " " " (right) with 251619 |
| 262630 | 18010 | " " " " 262629 with 792D, 13218, 200051E, 200161D, 201237E, 201537X, 202140, 250242, 250275, 252301, 255003, 255016, 255163, 255537, 256214, 262587, 262626, 262634, 262635, 262657, 262757, 262788, 262789, 262791, 262793, 350106E, 350571C, two each 207F, 200165X, 201129D, 350123E, three each 1443F, 201403X and nine 934X |
| 255163 | 18010 | Work Clamp Base (right) Guard |
| 934X | 18010 | " " " " " Screw |
| 262792 | 18009 | " " " Clamping Plate (left) |
| 262793 | 18010 | " " " " " (right) with 262795 and two 201406X |
| 934X | 18009 | Work Clamp Base Clamping Plate Screw |
| 262633 | 18009 | " " " " " Shim (left) |
| 262634 | 18010 | Work Clamp Base Clamping Plate Shim (right) (back) |
| 262635 | 18010 | Work Clamp Base Clamping Plate Shim (right) (front) |
| 262795 | 18010 | Work Clamp Base Clamping Plate Tab Support |
| 201406X | 18010 | Work Clamp Base Clamping Plate Tab Support Screw |
| 251619 | 18009 | Work Clamp Base Hinge Stud |
| 262636 | 18028 | " " " Retaining Stud |
| 250241 | 18009 | " " " Spring (left) |
| 250242 | 18010 | " " " " (right) |
| 1443F | 18009 | " " " " " Screw |
| 201451F | 18028 | " " " " " Stud (2) |
| 232309 | 18028 | " " " Stop Block (2) |
| 232310 | 18028 | " " " " " Position Pin (2) |

PARTS FOR MACHINE No. 179w2

| No. | Plate | Name |
|---------|-------|--|
| 201148X | 18028 | Work Clamp Base Stop Block Screw (2) |
| 262637 | 18028 | " " Carrier Base Plate with 262636 |
| 262638 | 18028 | Work Clamp Carrier Base Plate Ex- tension |
| 203E | 18028 | Work Clamp Carrier Base Plate Ex- tension Screw (2) |
| 256022 | 16468 | Work Clamp Carrier Base Plate Slide Rod |
| 201643E | 16468 | Work Clamp Carrier Base Plate Slide Rod Nut (2) |
| 250095 | 16468 | Work Clamp Carrier Base Plate Slide Rod Position Pin (2) |
| 200119D | 16468 | Work Clamp Carrier Base Plate Slide Rod Set Screw |
| 262639 | 18028 | Work Clamp Carrier Base Plate Stay Plate |
| 256231 | 18028 | Work Clamp Carrier Base Plate Stay Plate Retainer Block (2) |
| 201026C | 18028 | Work Clamp Carrier Base Plate Stay Plate Retainer Block Screw (4) |
| 50058D | 18028 | Work Clamp Carrier Base Plate Stay Plate Screw (2) |
| 250244 | 16465 | Work Clamp Carrier Feed Lever |
| 350185C | 16465 | " " " " " Hinge Screw |
| 252189 | 16465 | Work Clamp Carrier Feed Lever Link |
| 250246 | 16465 | " " " " " " Block |
| 50168E | 16465 | Work Clamp Carrier Feed Lever Link Block Screw (2) |
| 350070C | 16465 | Work Clamp Carrier Feed Lever Link Hinge Screw (block end) |
| 350216C | 16465 | Work Clamp Carrier Feed Lever Link Hinge Screw (lower end) |
| 201960 | 16465 | Work Clamp Carrier Feed Lever Roller |
| 201989 | 16465 | " " " " " " 201960 with 255075 and 350072E |
| 350072E | 16465 | Work Clamp Carrier Feed Lever Roller Cap Screw |
| 255075 | 16465 | Work Clamp Carrier Feed Lever Roller Stud |
| 255076 | 16465 | Work Clamp Carrier Feed Lever Roller Stud Washer |
| 256240 | 18026 | Work Clamp Carrier Side Throw Lever (lower section) with 201097C and 201530E |
| 252190 | 18026 | Work Clamp Carrier Side Throw Lever Bushing |
| 250599 | 18026 | Work Clamp Carrier Side Throw Lever Hinge Stud |

| No. | Plate | Name |
|---------|-------|---|
| 250600 | 18026 | Work Clamp Carrier Side Throw Lever Hinge Stud Collar with two 448AL |
| 448AL | 18026 | Work Clamp Carrier Side Throw Lever Hinge Stud Collar Set Screw |
| 435AL | 18026 | Work Clamp Carrier Side Throw Lever Hinge Stud Set Screw |
| 262640 | 18026 | Work Clamp Carrier Side Throw Lever Lock Pin with 350570E and 351881 |
| 351881 | 18026 | Work Clamp Carrier Side Throw Lever Lock Pin Roller |
| 350570E | 18026 | Work Clamp Carrier Side Throw Lever Lock Pin Roller Cap Screw |
| 201430C | 18026 | Work Clamp Carrier Side Throw Lever Lock Pin Screw Stud |
| 256241 | 18026 | Work Clamp Carrier Side Throw Lever Lock Pin Spring |
| 191C | 18026 | Work Clamp Carrier Side Throw Lever Lock Pin Spring Screw (2) |
| 252208 | 18026 | Work Clamp Carrier Side Throw Lever Lock Plate |
| 252209 | 18026 | Work Clamp Carrier Side Throw Lever Lock Plate Bracket |
| 232287 | 18026 | Work Clamp Carrier Side Throw Lever Lock Plate Bracket Position Pin (2) |
| 203E | 18026 | Work Clamp Carrier Side Throw Lever Lock Plate Bracket Screw (2) |
| 232287 | 18026 | Work Clamp Carrier Side Throw Lever Lock Plate Position Pin (3) |
| 203E | 18026 | Work Clamp Carrier Side Throw Lever Lock Plate Screw (2) |
| 232321 | 18026 | Work Clamp Carrier Side Throw Lever Slide Block |
| 250252 | 18028 | Work Clamp Carrier Side Throw Lever Slide Block Guide |
| 231C | 18028 | Work Clamp Carrier Side Throw Lever Slide Block Guide Screw (3) |
| 201097C | 18026 | Work Clamp Carrier Side Throw Lever Slide Block Guide Screw Stud |
| 201530E | 18026 | Work Clamp Carrier Side Throw Lever Slide Block Guide Screw Stud Nut |
| 256023 | 16468 | Work Clamp Carrier Slide (left) with 200119D |
| 256024 | 16468 | Work Clamp Carrier Slide (right) with 200119D |
| 255509 | 16468 | Work Clamp Carrier Slide Gib (left) (back) |
| 255510 | 16468 | Work Clamp Carrier Slide Gib (left) (front) |
| 255511 | 16468 | Work Clamp Carrier Slide Gib (right) (back) |
| 255512 | 16468 | Work Clamp Carrier Slide Gib (right) (front) |

| No. | Plate | Name |
|---------|-------|--|
| 50168E | 16468 | Work Clamp Carrier Slide Gib Screw |
| 256804 | 16468 | " " " " Stay Plate |
| 256026 | 16468 | " " " " " " " Lock Washer |
| 350369E | 16468 | Work Clamp Carrier Slide Stay Plate Lock Washer Screw |
| 250597 | 16468 | Work Clamp Carrier Slide Stay Plate Position Pin (2) |
| 231C | 16468 | Work Clamp Carrier Slide Stay Plate Screw (5) |
| 262790 | 18009 | Work Clamp Check (left) |
| 262791 | 18010 | " " " (right) |
| 350571C | 18009 | " " " Hinge Screw |
| 202140 | 18009 | " " " Stop Stud |
| 251358 | 18022 | " " Closing Lever |
| 250266 | 18010 | " " " " (hand) with 209F |
| 2269 | 18010 | Work Clamp Closing Lever (hand) Position Pin |
| 209F | 18010 | Work Clamp Closing Lever (hand) Set Screw |
| 252196 | 18022 | Work Clamp Closing Lever Adjusting Arm with 201531X, 201948 and 228026 |
| 1178D | 18022 | Work Clamp Closing Lever Adjusting Arm Screw |
| 14017 | 18022 | Work Clamp Closing Lever Adjusting Arm Screw Washer |
| 255021 | 18025 | Work Clamp Closing Lever Cam Groove Protector |
| 210750 | 18025 | Work Clamp Closing Lever Cam Groove Protector Position Pin |
| 172D | 18025 | Work Clamp Closing Lever Cam Groove Protector Screw |
| 255153 | 18025 | Work Clamp Closing Lever Disengaging Block |
| 183D | 18025 | Work Clamp Closing Lever Disengaging Block Screw |
| 256242 | 18025 | Work Clamp Closing Lever Disengaging Block Shim (.005 in. thick) |
| 256243 | 18025 | Work Clamp Closing Lever Disengaging Block Shim (.010 in. thick) |
| 256197 | 18022 | Work Clamp Closing Lever Engaging Stud |
| 256209 | 18022 | Work Clamp Closing Lever Engaging Stud 256197 with 232105 and 256198 |
| 255141 | 18012 | Work Clamp Closing Lever Engaging Stud Latch |
| 255161 | 18012 | Work Clamp Closing Lever Engaging Stud Latch Spring |
| 1241E | 18012 | Work Clamp Closing Lever Engaging Stud Latch Spring Screw Eye |

| No. | Plate | Name |
|---------|-------|--|
| 256199 | 18001 | Work Clamp Closing Lever Engaging Stud Lock Plate |
| 200076D | 18001 | Work Clamp Closing Lever Engaging Stud Lock Plate Screw |
| 7071 | 18001 | Work Clamp Closing Lever Engaging Stud Lock Plate Screw Washer |
| 256198 | 18022 | Work Clamp Closing Lever Engaging Stud Sleeve |
| 232105 | 18022 | Work Clamp Closing Lever Engaging Stud Sleeve Pin |
| 255143 | 18022 | Work Clamp Closing Lever Engaging Stud Spring |
| 255144 | 18025 | Work Clamp Closing Lever Engaging Stud Wear Plate |
| 210750 | 18025 | Work Clamp Closing Lever Engaging Stud Wear Plate Position Pin |
| 183D | 18025 | Work Clamp Closing Lever Engaging Stud Wear Plate Screw |
| 350407C | 18022 | Work Clamp Closing Lever Hinge Screw |
| 201729C | 18022 | " " " " " " |
| | | Nut |
| 201947 | 18022 | Work Clamp Closing Lever Roller |
| 201948 | 18022 | " " " " " " 201947 with 350156E |
| 350156E | 18022 | Work Clamp Closing Lever Roller Screw Stud |
| 201531X | 18022 | Work Clamp Closing Lever Roller Screw Stud Nut |
| 228026 | 18022 | Work Clamp Closing Lever Roller Screw Stud Washer |
| 991C | 18012 | Work Clamp Closing Lever Stop Screw |
| 252199 | 18023 | " " " Safety Bracket with two 453AL |
| 453AL | 18023 | Work Clamp Closing Safety Bracket Set Screw |
| 252200 | 18009 | Work Clamp Connection Lever (left) with 209F |
| 252201 | 18010 | Work Clamp Connection Lever (right) with 209F |
| 2269 | 18009 | Work Clamp Connection Lever Position Pin |
| 209F | 18009 | Work Clamp Connection Lever Set Screw |
| 251191 | 18023 | " " Opening Bell Crank |
| 659D | 18023 | " " " " " Hinge Screw |
| 1835 | 18023 | Work Clamp Opening Bell Crank Roller and Stud |
| 232200 | 18023 | Work Clamp Opening Bell Crank Spring |
| 1241E | 18023 | " " " " " " |
| | | Screw Eye |
| 262643 | 18018 | Work Clamp Opening Cam |
| 350201F | 18018 | " " " " Screw |

| No. | Plate | Name |
|----------|-------|---|
| 262644 | 18016 | Work Clamp Opening Connection |
| 200434C | 18016 | " " " " Guide Stud |
| 201522C | 18016 | " " " " " " |
| | | Nut |
| 90D | 18016 | Work Clamp Opening Connection Screw |
| 251212 | 18016 | " " " " Spring |
| 262645 | 18016 | " " " Disengaging Lever |
| 200123D | 18016 | " " " " " |
| | | Cap Screw |
| 262646 | 18016 | Work Clamp Opening Disengaging Lever Connection |
| 350573C | 18016 | Work Clamp Opening Disengaging Lever Hinge Screw |
| 201528X | 18016 | Work Clamp Opening Disengaging Lever Hinge Screw Adjusting Nut |
| 262647 | 18016 | Work Clamp Opening Disengaging Link |
| 350265C | 18016 | " " " " " |
| | | Screw (2) |
| 262648 | 18016 | Work Clamp Opening Disengaging Rod |
| 262649 | 18016 | " " " " " |
| | | Bracket |
| 152E | 18016 | Work Clamp Opening Disengaging Rod Bracket Screw (2) |
| 350572XC | 18016 | Work Clamp Opening Disengaging Rod Guide Stud |
| 201526E | 18016 | Work Clamp Opening Disengaging Rod Guide Stud Nut |
| 262650 | 18016 | Work Clamp Opening Disengaging Rod Lever (connection end) with 171AL |
| 171AL | 18016 | Work Clamp Opening Disengaging Rod Lever (connection end) Pinch Screw |
| 262651 | 18016 | Work Clamp Opening Disengaging Rod Lever (link end) with 176X |
| 176X | 18016 | Work Clamp Opening Disengaging Rod Lever (link end) Pinch Screw |
| 250551 | 18009 | Work Clamp Opening Lever with 1253C |
| 251519 | 18009 | " " " " Latch |
| 251520 | 18023 | " " " " " Releasing Block with 200E |
| 200E | 18023 | Work Clamp Opening Lever Latch Releasing Block Set Screw |
| 10249 | 18009 | Work Clamp Opening Lever Latch Spring |
| 217E | 18009 | Work Clamp Opening Lever Latch Spring Screw |
| 7071 | 18009 | Work Clamp Opening Lever Latch Spring Screw Washer |
| 194C | 18009 | Work Clamp Opening Lever Latch Stop Screw |
| 2269 | 18009 | Work Clamp Opening Lever Position Pin |
| 1253C | 18009 | " " " " Set Screw |
| 262652 | 18016 | " " " Operating Lever |

| No. | Plate | Name |
|--------|-------|---|
| 262653 | 18016 | Work Clamp Opening Operating Lever (intermediate) |
| 262654 | 18016 | Work Clamp Opening Operating Lever (intermediate) Bushing with two 624C |
| 624C | 18016 | Work Clamp Opening Operating Lever (intermediate) Bushing Screw |
| 262655 | 18016 | Work Clamp Opening Operating Lever Extension |
| 704E | 18016 | Work Clamp Opening Operating Lever Extension Screw |
| 802E | 18016 | Work Clamp Opening Operating Lever Hinge Screw |
| 255077 | 18023 | Work Clamp Opening Rod |
| 255078 | 18023 | " " " " Connection |
| 807D | 18023 | " " " " " Hinge Screw |
| 250274 | 18023 | Work Clamp Opening Rod Guide with 808D |
| 808D | 18023 | Work Clamp Opening Rod Guide Pinch Screw |
| 1662J | 18023 | Work Clamp Opening Rod Nut |
| 250275 | 18010 | " " " " Stop (adjustable) |
| 207F | 18010 | " " " " " Screw |
| 255003 | 18009 | " " " " Spring |
| 255016 | 18009 | " " " " Wear Plate |
| 792D | 18009 | " " " " " Screw |
| 262656 | 18009 | " " " " Position Gauge (left) |
| 262657 | 18010 | " " " " (right) |
| 1443F | 18009 | " " " " Screw |

SINGER Needles should be used
 in **SINGER** Machines
 These Needles and their Containers
 are marked with the
 Company's Trade Mark "**SIMANCO**."** 1

Needles in Containers marked
 "FOR SINGER MACHINES"
 are NOT **SINGER** made needles. 2

ACCESSORIES

| No. | Plate | Name |
|--------|-------|--|
| 250007 | 18017 | Bed Cushion (fibre) (inside) |
| 250008 | 18017 | " " " (outside) |
| 250004 | 18017 | " " (leather) (back) |
| 250006 | 18017 | " " " (front) |
| 158E | 18017 | " " Screw |
| 250018 | 18017 | " Support (left) with 250004, 250006, 250008, two 250007 and six 158E |
| 250019 | 18017 | Bed Support (right) with 250004, 250006, 250008, two 250007 and six 158E |
| 262765 | 18017 | Bound Buttonhole Repair Gauge |
| 250288 | 18035 | Drip Pan |
| 250408 | 18017 | Machine Rest (high) with 232982 and two wood screws 1 in., No. 12 |
| 232982 | 18017 | Machine Rest Cushion (leather) |
| 142x5 | ---- | Needles, six, size 14 |
| 120346 | 18017 | Oiler (copper plated) with 120347 |
| 120347 | 18017 | " Spout (8-1/2 in. long) |
| 262729 | 18029 | Patch Clip Body (narrow) |
| 262736 | 18029 | " " Side Piece (left) (narrow) |
| 262738 | 18029 | " " " (right) (narrow) |
| 262585 | 18029 | " " " " Spring |
| 262731 | 18029 | Patch Clip (narrow) complete, Nos. 262729, 262736, 262738 and two 262585 (2) |
| 228476 | 18035 | Screw Driver |
| 11831 | 18035 | " " (5 in. blade) |
| 255542 | 18035 | " " (8 in. blade) |
| 250214 | 18024 | Stitch Regulating Gear, 34 teeth, for 34 stitches per inch |
| 250543 | 18035 | Stitch Regulating Gear Holder |
| 255554 | 18017 | Threader Wire (small) |
| 255513 | 18017 | Tweezers |
| 262785 | 18017 | Work Clamp Check Plate (2) |
| 23535 | 18035 | Wrench, for 201711 |
| 232900 | 18035 | " " 201362 and 201668 |
| 232935 | 18035 | " " 201722 and 201734 (2) |
| 250289 | 18017 | " " 350111 |
| 255533 | 18017 | " " 201442 and 201445 |
| 255539 | 18035 | " " 1550 |
| 255540 | 18035 | " " 201524 |
| 255541 | 18035 | " " 201628 and 201660 |
| 256019 | 18035 | " " 201726 (2) |
| | | Wood Screws 1-1/4 in., No. 12 (4) |

DRIVING EQUIPMENT

| No. | Plate | Name |
|---------|-------|---|
| 228628 | 18034 | Belt, size 5/16 in. diam., length 83 in., with two 25029 |
| 228629 | 18034 | Belt, size 3/8 in. diam., length 57 in., with 25030 |
| 25029 | 18034 | Belt Hook |
| 25030 | 18034 | " Hook |
| 228618 | 18034 | Buttonhole Cutter Driving Pulley, 4-5/8 in. diam., with 200342C and 200347C |
| 228619 | 18034 | Buttonhole Cutter Driving Pulley Driving Pinion, 16 teeth, with 454AL |
| 2117E | 18034 | Buttonhole Cutter Driving Pulley Driving Pinion Pin |
| 454AL | 18034 | Buttonhole Cutter Driving Pulley Driving Pinion Set Screw |
| 200342C | 18034 | Buttonhole Cutter Driving Pulley Position Screw |
| 200347C | 18034 | Buttonhole Cutter Driving Pulley Set Screw |
| 228579 | 18034 | Buttonhole Cutter Driving Pulley Shaft |
| 228580 | 18034 | " " " " " " |
| | | Bushing with 224392 |
| 224392 | 18034 | Buttonhole Cutter Driving Pulley Shaft Bushing Oil Packing (wick) |
| 350028C | 18034 | Buttonhole Cutter Driving Pulley Shaft Bushing Set Screw |
| 228620 | 18034 | Buttonhole Cutter Driving Pulley Shaft Gear, 48 teeth, with 448AL |
| 2117E | 18034 | Buttonhole Cutter Driving Pulley Shaft Gear Pin |
| 448AL | 18034 | Buttonhole Cutter Driving Pulley Shaft Gear Set Screw |
| 228573 | 18034 | Driving Attachment Belt Guard with 60884 |
| 60884 | 18034 | Driving Attachment Belt Guard Drain Plug |
| 50075J | 18034 | Driving Attachment Belt Guard Thumb Screw |
| 228574 | 18034 | Driving Attachment Bracket with 11119, 228575 and four 350028C |
| 228575 | 18034 | Driving Attachment Bracket Oil Cup |
| 15783 | 18034 | " " " " Tube |
| 11119 | 18034 | " " " " " |
| | | 15783 with 52045 |
| 52045 | 18034 | Driving Attachment Bracket Oil Tube Packing (cotton) |
| 51046R | 18034 | Driving Attachment Bracket Screw |
| 41125R | 18034 | " " " " Washer |

| No. | Plate | Name |
|---------|-------|---|
| 228624 | 18034 | Driving Pulley, 6 in. diam., with 200374C and 200396C |
| 200396C | 18034 | Driving Pulley Position Screw |
| 200374C | 18034 | " " Set Screw |
| 228625 | 18034 | " " Shaft |
| 228571 | 18034 | " " " Bushing with 202260 |
| 202260 | 18034 | " " " " Oil Packing (wick) |
| 350028C | 18034 | Driving Pulley Shaft Bushing Set Screw |
| 228626 | 18034 | " " " Collar with two 200378C |
| 200378C | 18034 | Driving Pulley Shaft Collar Set Screw |
| 228621 | 18034 | Machine Driving Pulley (loose) 3-1/8 in. diameter |
| 228622 | 18034 | Machine Driving Pulley Clutch |
| 214179 | 18034 | " " " " Roller |
| 214181 | 18034 | " " " " " " |
| | | Spring |
| 214180 | 18034 | Machine Driving Pulley Clutch Roller Spring Plunger |
| 200050C | 18034 | Machine Driving Pulley Clutch Screw |
| 228623 | 18034 | " " " Collar with two 200364C |
| 200364C | 18034 | Machine Driving Pulley Collar Set Screw |
| 228627 | 18034 | Driving Attachment complete, Nos. 50075J, 228573, 228574, 228579, 228580, 228618 to 228626, two each 2117E, 228571, three each 41125R, 51046R, 200050C and 214179 to 214181 |
| 228605 | 18034 | Driving Equipment complete, for individual Motor Table, Nos. 228627 to 228629 |

THREAD UNWINDER

FOR THREE SPOOLS

| | | |
|--------|-------|------------------------------|
| 259370 | 16385 | Spool Pin |
| 225375 | 16385 | " " (wood) |
| 259378 | 16385 | " " Arm with 217E and 259379 |
| 232896 | 16385 | " " " Bracket with two 448AL |
| 448AL | 16385 | " " " " Set Screw |
| 448AL | 16385 | " " " Set Screw |
| 259371 | 16385 | " " Cap (bakelite) |
| 1010F | 16385 | " " " Hinge Screw |
| 259379 | 16385 | " " Retaining Spring |
| 217E | 16385 | " " " " Screw |
| 259372 | 16385 | " " Washer |

| No. | Plate | Name |
|---------|-------|--|
| 259373 | 16385 | Spool Pin complete, Nos. 1010F and 259370 to 259372 |
| 259374 | 16385 | Spool Rest (for one spool) (flat) with 201018C |
| 259375 | 16385 | Spool Rest (for two spools) (flat) with 201018C |
| 150203 | 16385 | Spool Rest Cushion (felt) |
| 250453 | 16385 | " " Rod (lower) |
| 225388 | 16385 | " " " (upper) |
| 250454 | 16385 | " " " Coupling with two 456AL |
| 456AL | 16385 | " " " " Set Screw |
| 200383C | 16385 | " " " Set Screw |
| 201018C | 16385 | " " Set Screw |
| 259658 | 16385 | " Stand with 200383C |
| 225390 | 16385 | Thread Cone Holder |
| 250472 | 16385 | " Cop Holder |
| 225391 | 16385 | " Guide |
| 201696X | 16385 | " " Lock Nut |
| 225326 | 16385 | " " Position Cup |
| 350192X | 16385 | " " Screw Stud |
| 225393 | 16385 | " " " " Washer |
| 200164X | 16385 | " " Stud Set Screw |
| 225376 | 16385 | Thread Unwinder (for three spools) complete, Nos. 200164X, 201696X, 225326, 225388, 225393, 250453, 250454, 250472, 259374, 259375, 259658, 350192X, three each 150203, 225375, 225390, 225391, 232896, 259373, 259378 and three wood screws 7/8 in., No. 12 |

BOUND BUTTONHOLE TURNER

| | | |
|---------|-------|---|
| 262762 | 18033 | Bound Buttonhole Turner (narrow) in sizes from 3/4 to 1-3/4 in., in steps of 1/8 inch |
| 262766 | 18033 | Bound Buttonhole Turner (wide) in sizes from 3/4 to 1-3/4 in., in steps of 1/8 inch |
| 262763 | 18033 | Bound Buttonhole Turner Bracket |
| 350352X | 18033 | " " " Clamping Thumb Screw |
| 201582X | 18033 | Bound Buttonhole Turner Clamping Thumb Screw Wing Nut |

| No. | Plate | Name |
|--------|-------|---|
| 262764 | 18033 | Bound Buttonhole Turner (narrow) complete, in sizes from 3/4 to 1-3/4 in., in steps of 1/8 in., Nos. 201582X, 262762, 262763, 350352X and two wood screws 1 in., No. 10, R. H. B. |
| 262767 | 18033 | Bound Buttonhole Turner (wide) complete, in sizes from 3/4 to 1-3/4 in., in steps of 1/8 in., Nos. 201582X, 262763, 262766, 350352X and two wood screws 1 in., No. 10, R. H. B. |

BUTTONHOLE CUTTING BLOCKS

| | | |
|--------|-------|---|
| 262677 | 18005 | Buttonhole Cutting Block (steel) 3/4 inch |
| 262678 | 18005 | " " " " 7/8 inch |
| 262503 | 18005 | " " " " 1 inch |
| 262504 | 18005 | " " " " 1-1/8 inch |
| 262505 | 18005 | " " " " 1-1/4 inch |
| 262506 | 18005 | " " " " 1-3/8 inch |
| 262507 | 18005 | " " " " 1-1/2 inch |
| 262508 | 18005 | " " " " 1-5/8 inch |
| 262509 | 18005 | " " " " 1-3/4 inch |

BUTTONHOLE CUTTING KNIVES

FOR NARROW BUTTONHOLES

| | | |
|--------|-------|------------------------------------|
| 262701 | 18005 | Buttonhole Cutting Knife, 3/4 inch |
| 262702 | 18005 | " " " 7/8 inch |
| 262703 | 18005 | " " " 1 inch |
| 262704 | 18005 | " " " 1-1/8 inch |
| 262705 | 18005 | " " " 1-1/4 inch |
| 262706 | 18005 | " " " 1-3/8 inch |
| 262707 | 18005 | " " " 1-1/2 inch |
| 262708 | 18005 | " " " 1-5/8 inch |
| 262709 | 18005 | " " " 1-3/4 inch |

FOR WIDE BUTTONHOLES

| No. | Plate | Name |
|--------|-------|------------------------------------|
| 262679 | 18005 | Buttonhole Cutting Knife, 3/4 inch |
| 262680 | 18005 | " " " 7/8 inch |
| 262510 | 18005 | " " " 1 inch |
| 262511 | 18005 | " " " 1-1/8 inch |
| 262512 | 18005 | " " " 1-1/4 inch |
| 262513 | 18005 | " " " 1-3/8 inch |
| 262514 | 18005 | " " " 1-1/2 inch |
| 262515 | 18005 | " " " 1-5/8 inch |
| 262516 | 18005 | " " " 1-3/4 inch |

PATTERN WHEELS

FOR NARROW BUTTONHOLES

| | | |
|--------|-------|--|
| 262749 | 18018 | Pattern Wheel complete (adjustable) (narrow) for buttonholes from 3/4 to 7/8 in., Nos. 256229, 256236, 256238, 262565, 262643, 262662, 262684, 262746 two each 250372, 256230, 350493C, three 350201F and four 203E |
| 262750 | 18018 | Pattern Wheel complete (adjustable) (narrow) for buttonholes from 1 to 1-3/8 in., Nos. 256229, 256236, 256238, 262565, 262611, 262643, 262662, 262747 two each 250372, 256230, 350493C, three 350201F and four 203E |
| 262751 | 18018 | Pattern Wheel complete (adjustable) (narrow) for buttonholes from 1-3/8 to 1-3/4 in., Nos. 256229, 256237, 256238, 262565, 262613, 262643, 262662, 262748, two each 250372, 256230, 350493C, three 350201F and four 203E |


FOR WIDE BUTTONHOLES

| No. | Plate | Name |
|---------|-------|---|
| 262682 | 18019 | Pattern Wheel complete (adjustable) (wide) for buttonholes from 3/4 to 7/8 in., Nos. 256229, 256236, 256238, 262565, 262643, 262662, 262681, 262684, two each 250372, 256230, 350493C, three 350201F and four 203E |
| 262602 | 18019 | Pattern Wheel complete (adjustable) (wide) for buttonholes from 1 to 1-3/8 in., Nos. 256229, 256236, 256238, 262565, 262601, 262611, 262643, 262662 two each 250372, 256230, 350493C, three 350201F and four 203E |
| 262604 | 18019 | Pattern Wheel complete (adjustable) (wide) for buttonholes from 1-3/8 to 1-3/4 in., Nos. 256229, 256237, 256238, 262565, 262603, 262613, 262643, 262662 two each 250372, 256230, 350493C, three 350201F and four 203E |
| 256236 | 18018 | Buttonhole Length Indicator (lower) Disc, 1/2 to 1-3/8 inch |
| 256237 | 18018 | Buttonhole Length Indicator (lower) Disc, 1-1/8 to 2 inches |
| 256238 | 18018 | Buttonhole Length Indicator (upper) Disc |
| 203E | 18018 | " " " Disc Screw |
| 262565 | 18018 | Needle Thread Pull-off (auxiliary) Cam |
| 350201F | 18018 | " " " " " Screw |
| 262746 | 18018 | Pattern Wheel (narrow) for buttonholes from 3/4 to 7/8 inch |
| 262747 | 18018 | Pattern Wheel (narrow) for buttonholes from 1 to 1-3/8 inch |
| 262748 | 18018 | Pattern Wheel (narrow) for buttonholes from 1-3/8 to 1-3/4 inch |
| 262681 | 18019 | Pattern Wheel (wide) for buttonholes from 3/4 to 7/8 inch |
| 262601 | 18019 | Pattern Wheel (wide) for buttonholes from 1 to 1-3/8 inch |
| 262603 | 18019 | Pattern Wheel (wide) for buttonholes from 1-3/8 to 1-3/4 inch |
| 256229 | 18018 | Pattern Wheel Position Plate |
| 350493C | 18018 | " " " " " Screw |
| 256230 | 18018 | " " " " " Washer |
| 262662 | 18018 | " " Rapid Feed Trip Point (first start) |
| 250372 | 18018 | Pattern Wheel Rapid Feed Trip Point (second start) |

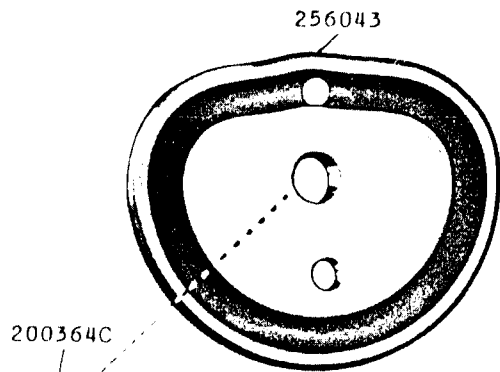
PATTERN WHEELS

| No. | Plate | Name |
|---------|-------|---|
| 203E | 18018 | Pattern Wheel Rapid Feed Trip Point Screw |
| 262610 | 18018 | Pattern Wheel Ring (adjustable) |
| 262611 | 18018 | " " " 262610 with 262614, 262615, 262616, 262798, four each 211E and 250444 |
| 262612 | 18018 | Pattern Wheel Ring (adjustable) |
| 262613 | 18018 | " " " 262612 with 251539, 262614, 262796, 262797, four each 211E and 250444 |
| 262683 | 18018 | Pattern Wheel Ring (adjustable) |
| 262684 | 18018 | " " " 262683 with 262686 to 262689, four each 211E and 250444 |
| 262686 | 18018 | Pattern Wheel Ring Adjusting Segment (curved rise, first side) |
| 262796 | 18018 | Pattern Wheel Ring Adjusting Segment (curved rise, first side) |
| 262798 | 18018 | Pattern Wheel Ring Adjusting Segment (curved rise, first side) |
| 251539 | 18018 | Pattern Wheel Ring Adjusting Segment (curved rise, second side) |
| 262616 | 18018 | Pattern Wheel Ring Adjusting Segment (curved rise, second side) |
| 262687 | 18018 | Pattern Wheel Ring Adjusting Segment (curved rise, second side) |
| 262614 | 18018 | Pattern Wheel Ring Adjusting Segment (straight drop, first side) |
| 262688 | 18018 | Pattern Wheel Ring Adjusting Segment (straight drop, first side) |
| 262615 | 18018 | Pattern Wheel Ring Adjusting Segment (straight drop, second side) |
| 262689 | 18018 | Pattern Wheel Ring Adjusting Segment (straight drop, second side) |
| 262797 | 18018 | Pattern Wheel Ring Adjusting Segment (straight drop, second side) |
| 211E | 18018 | Pattern Wheel Ring Adjusting Segment Screw |
| 250444 | 18018 | Pattern Wheel Ring Adjusting Segment Screw Washer |
| 262643 | 18018 | Work Clamp Opening Cam |
| 350201F | 18018 | " " " " Screw |

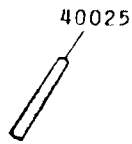
16350 - 1/3



16356 - 1/2



200364C



40025

201711C



39541



250022

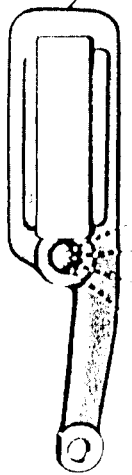


50031C



256043

256044



232038



9900



351860



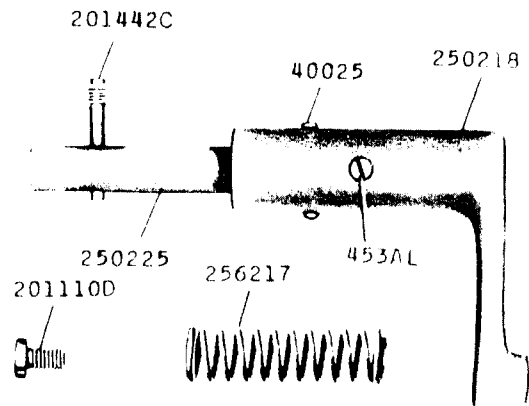
350377C



201524F



16363 - 1/2



201442C

40025

250218

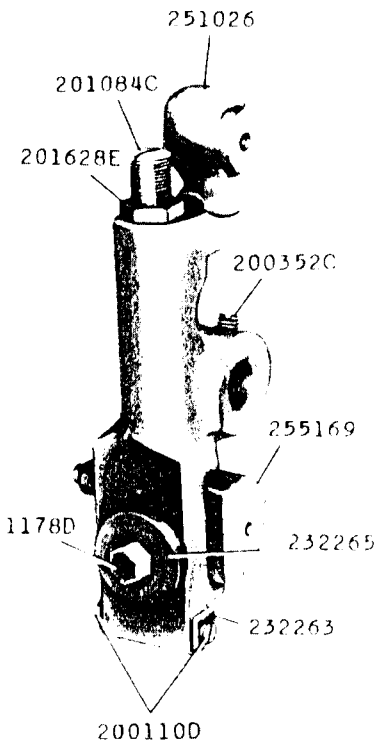
201110D

250225

256217

453AL

250416



251026

201084C

201628E

200352C

255169

232265

232263

200110D

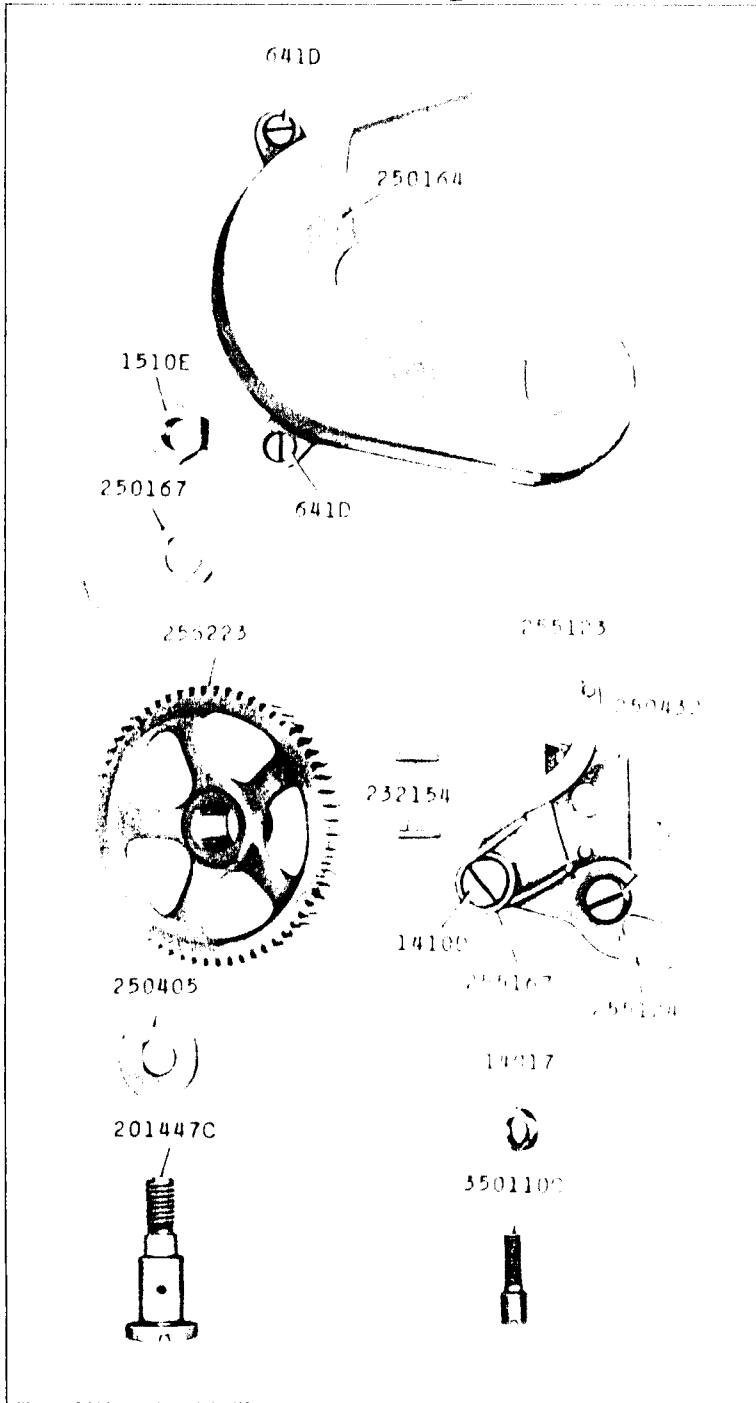


232262

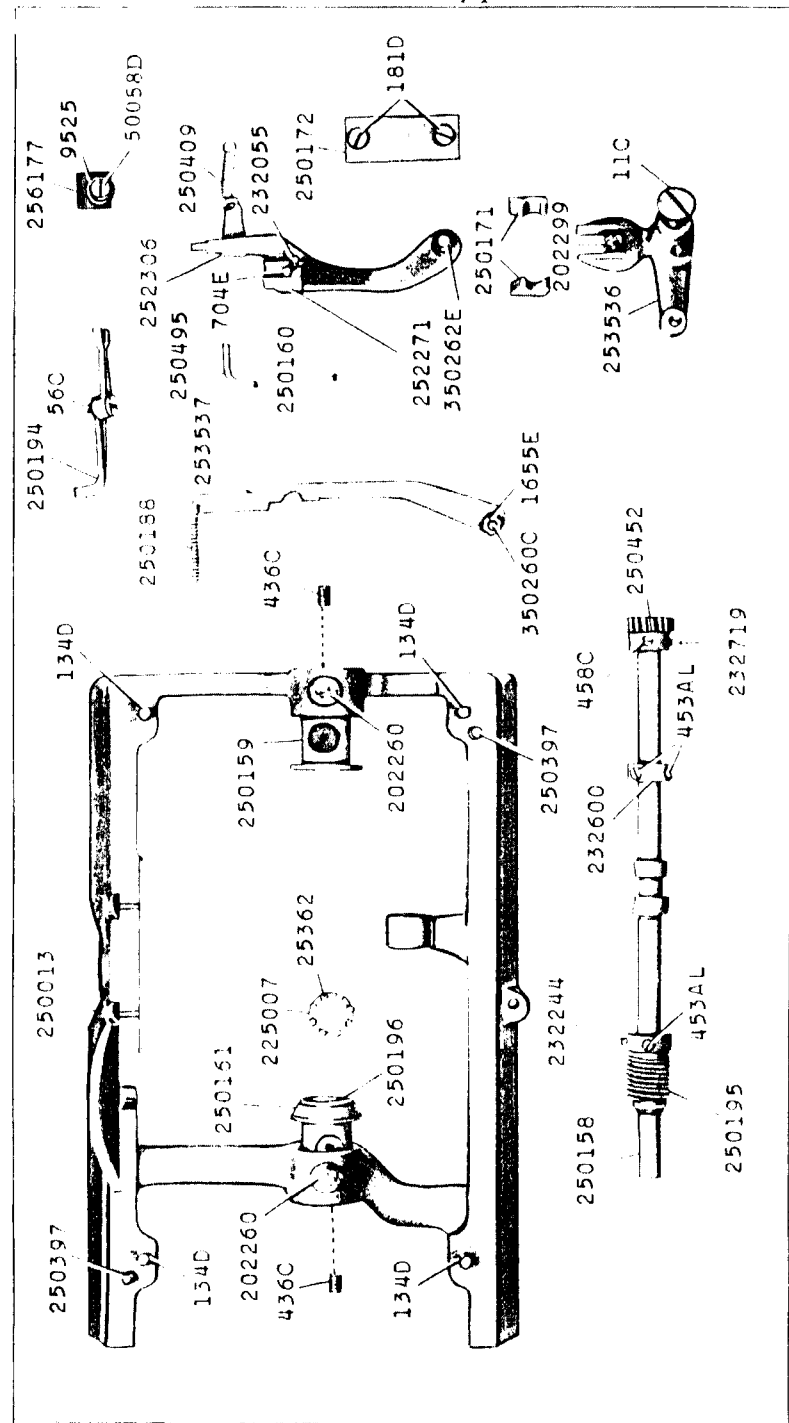


350263F

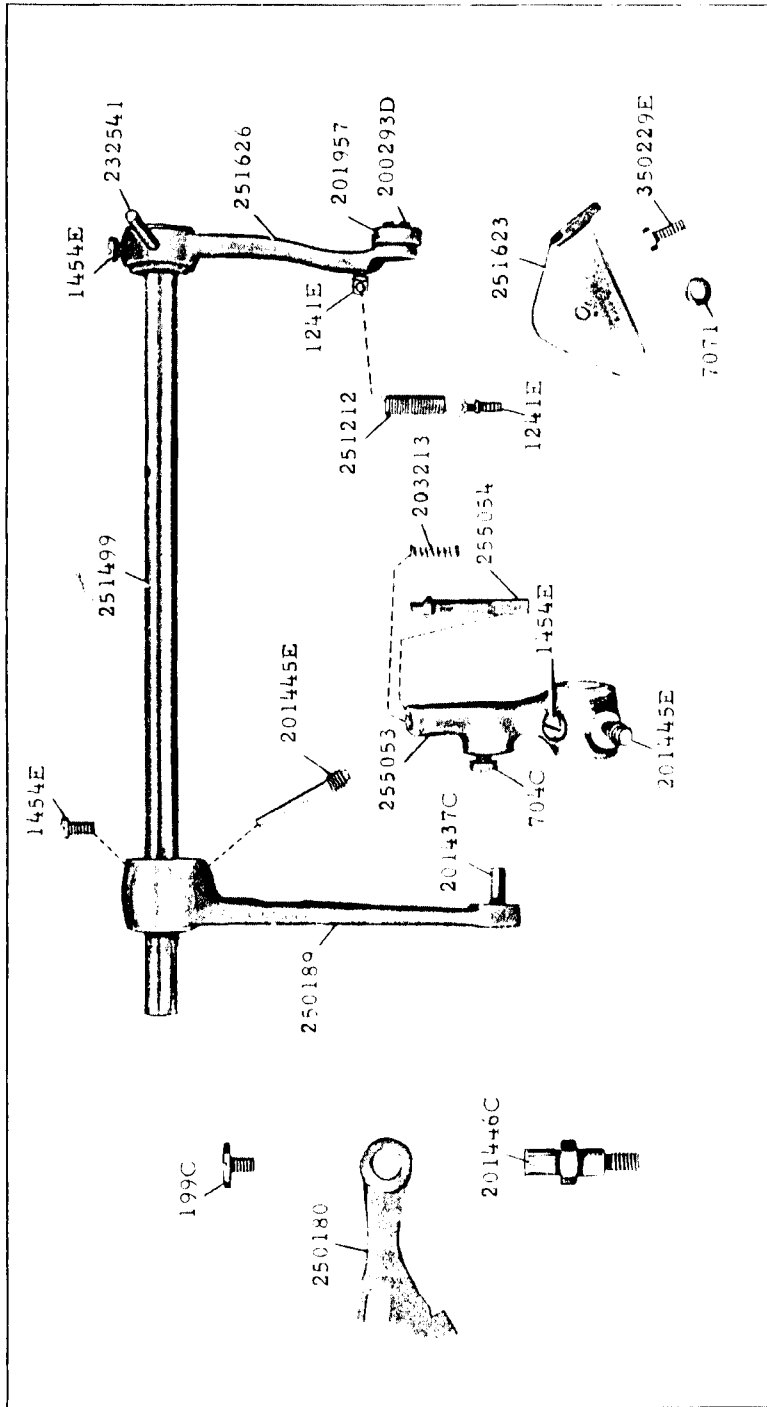
16364 - 1/2



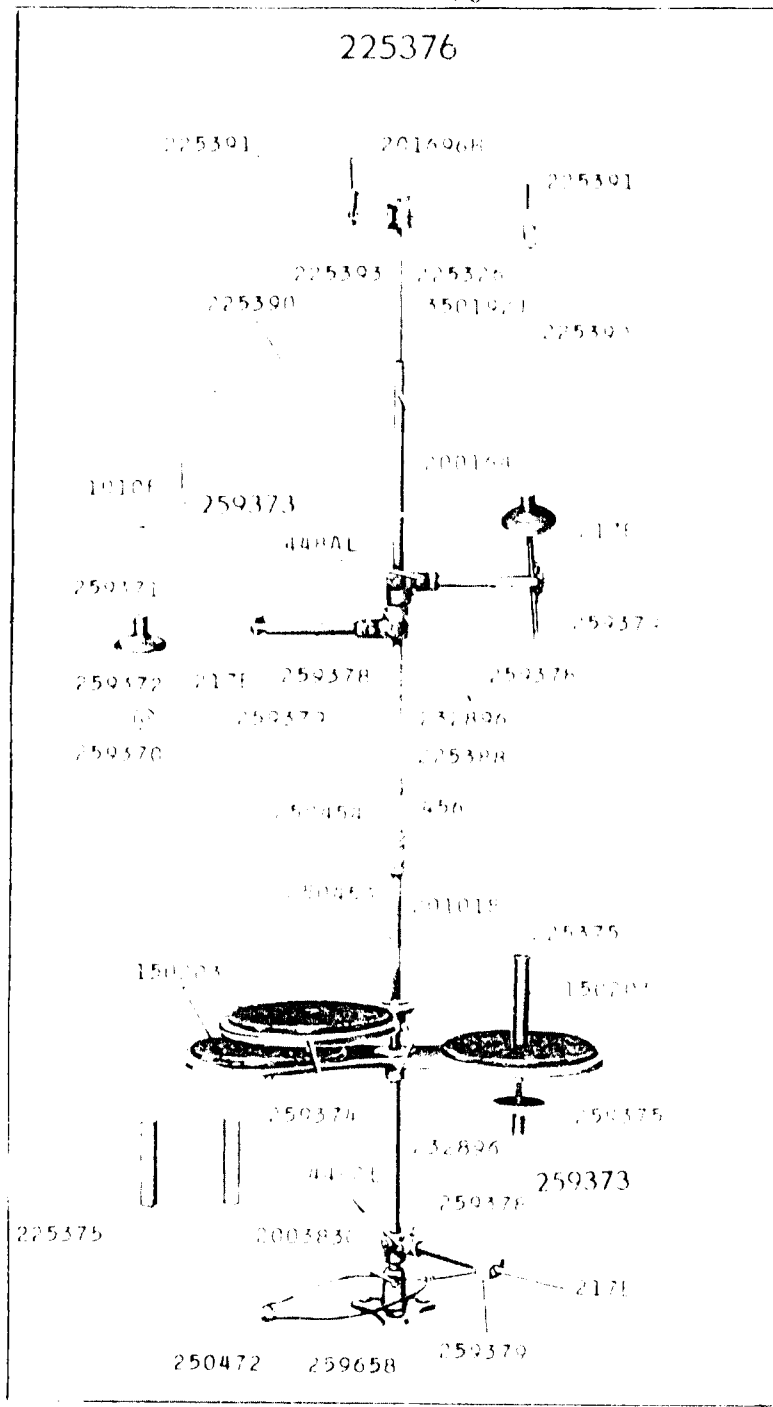
16367 - 1/4



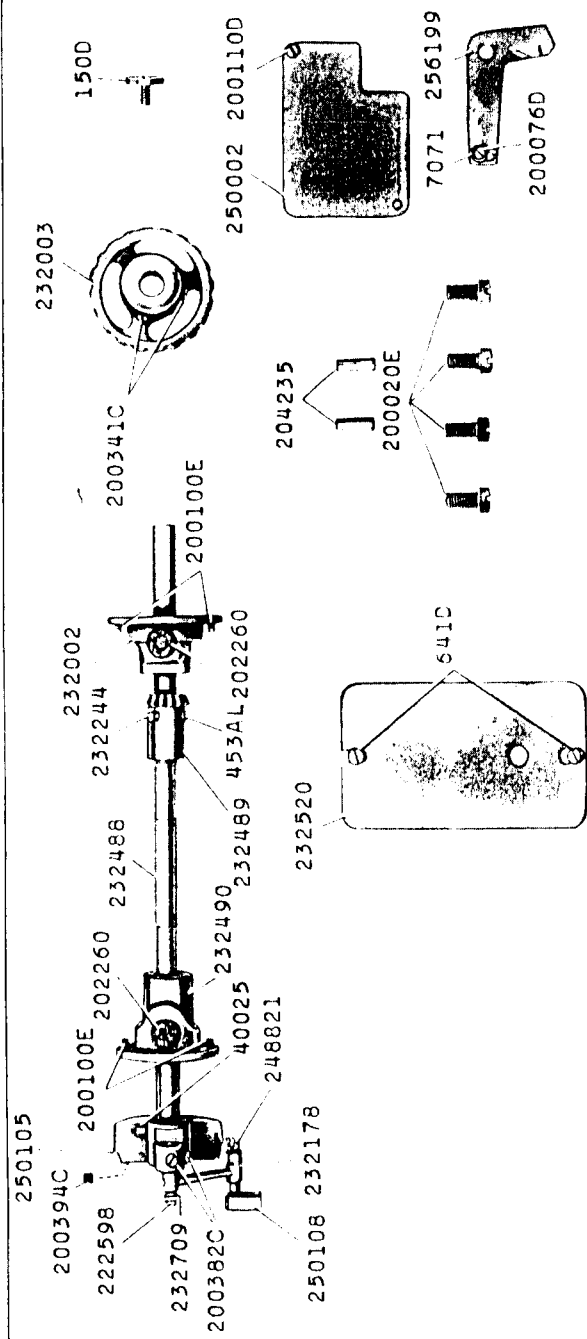
16373-1/2



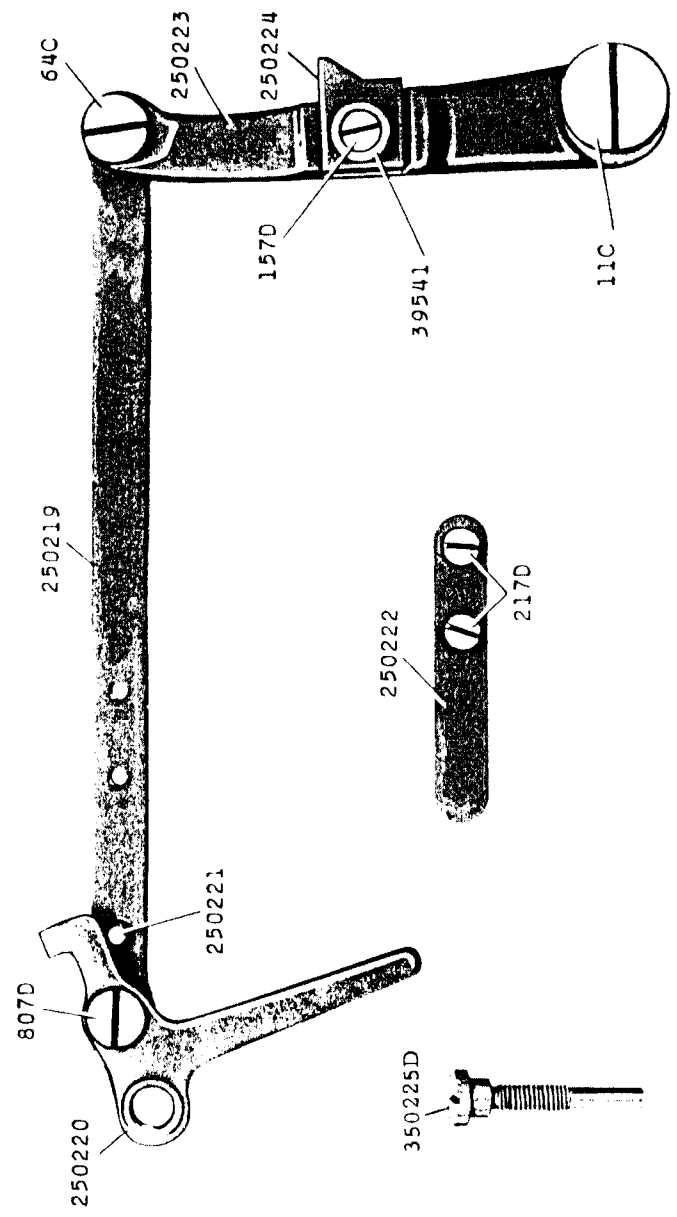
16385 - 1/6



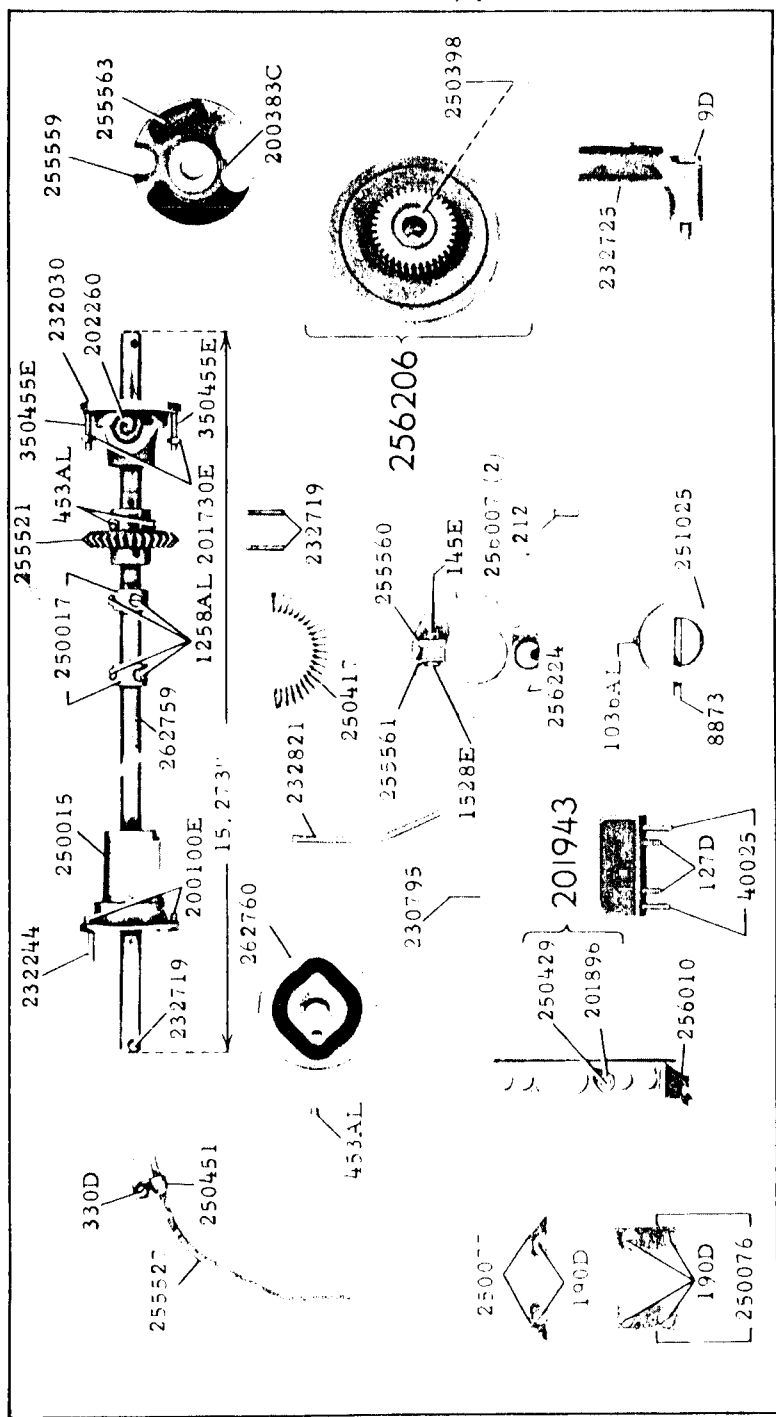
18001-1/4



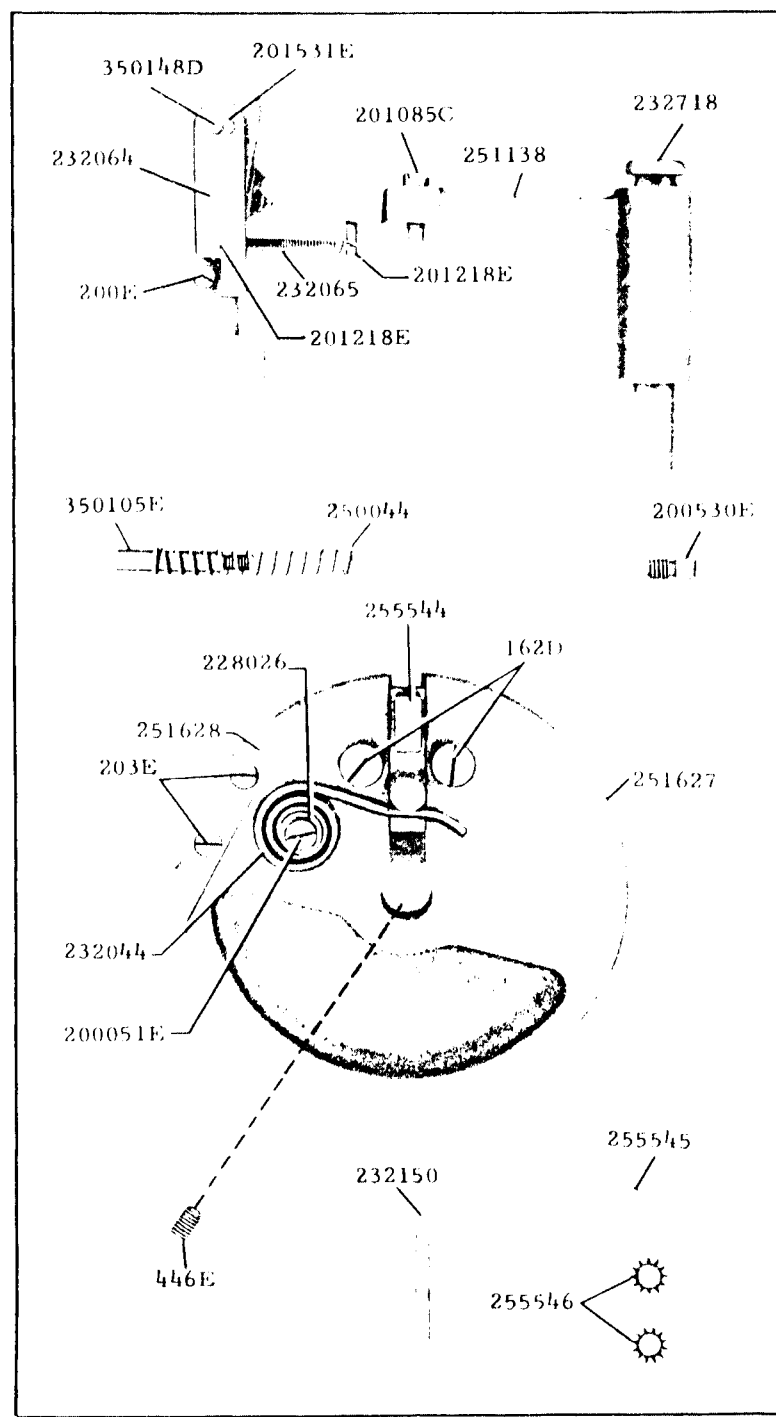
18002-2/3



18003-1/4



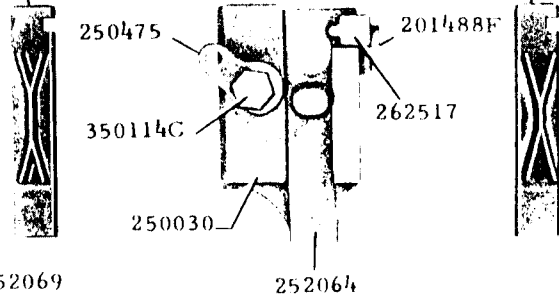
18004-1/2



18005 - 2/3

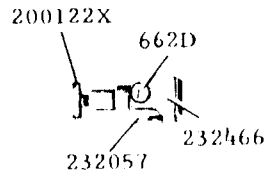
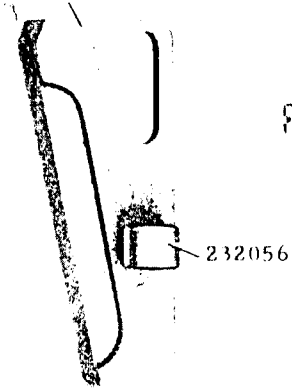
- 262701-3/4
- 262702-7/8
- 262703-1
- 262704-1-1/8
- 262705-1-1/4
- 262706-1-3/8
- 262707-1-1/2
- 262708-1-5/8
- 262709-1-3/4

- 262679-3/4
- 262680-7/8
- 262510-1
- 262511-1-1/8
- 262512-1-1/4
- 262513-1-3/8
- 262514-1-1/2
- 262515-1-5/8
- 262516-1-3/4



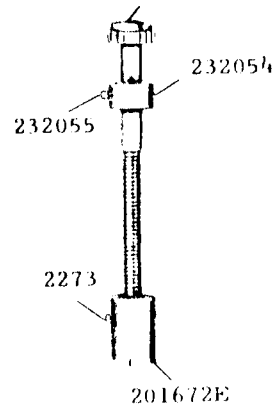
252069

252064



250538


*201155D



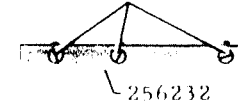
- 262677-3/4
- 262678-7/8
- 262503-1
- 262504-1-1/8
- 262505-1-1/4
- 262506-1-3/8
- 262507-1-1/2
- 262508-1-5/8
- 262509-1-3/4



18006 - 1/3




350497E



250038

262675

251268

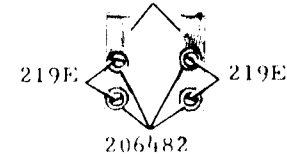


256233

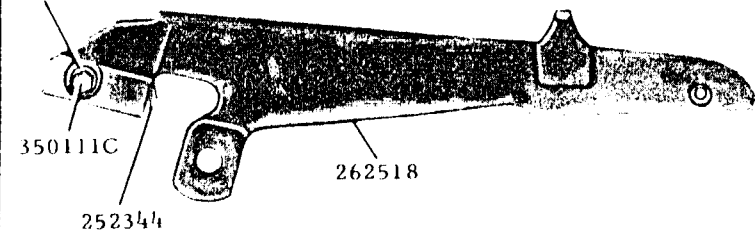


200190E

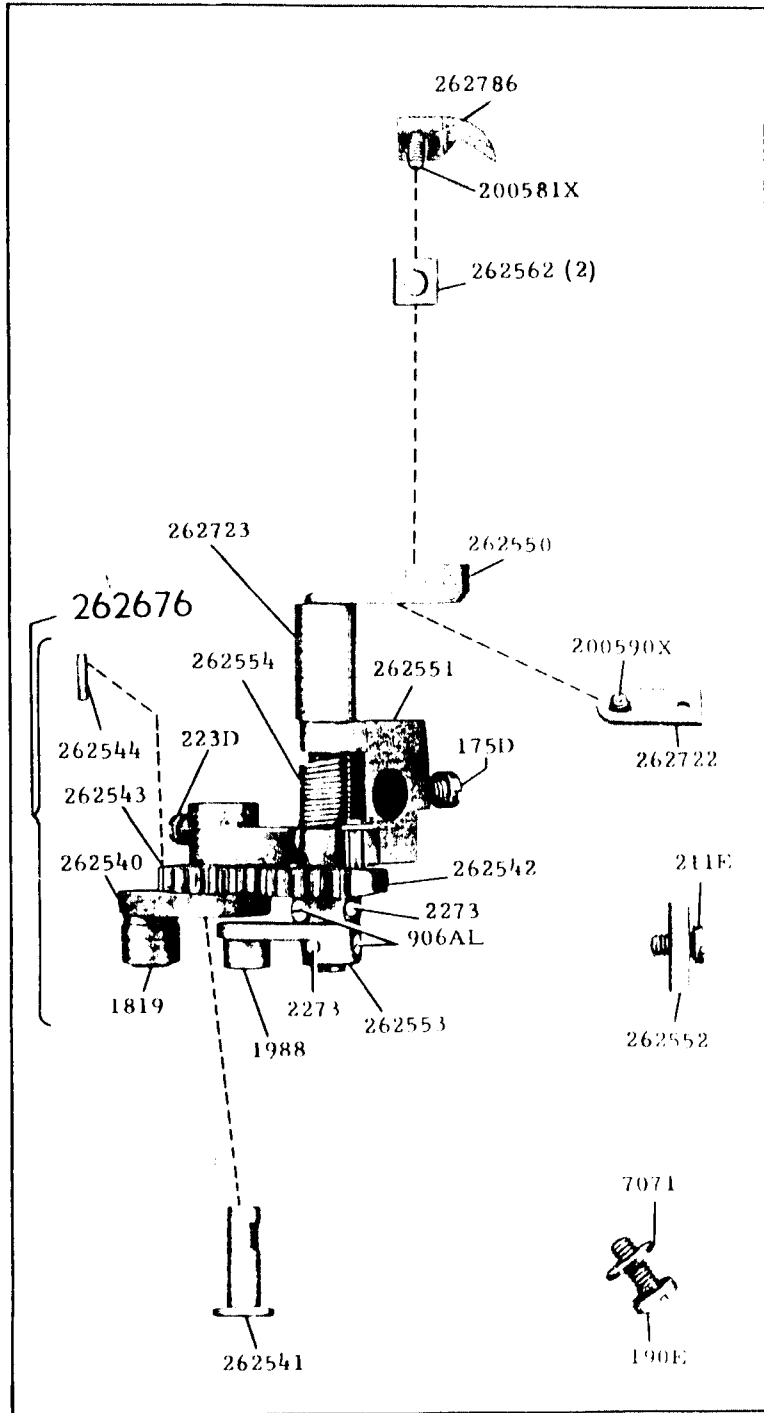
232380



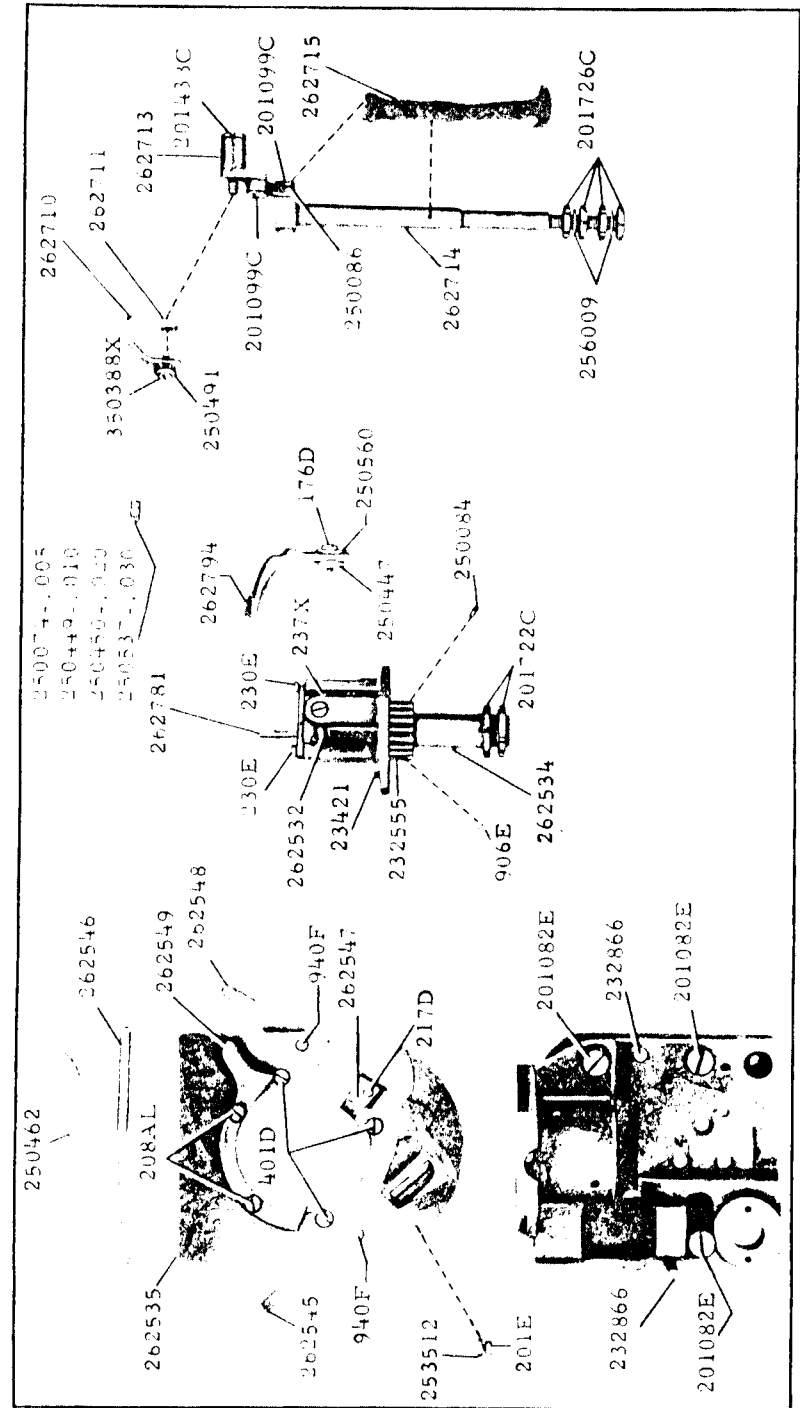
250468 (2)



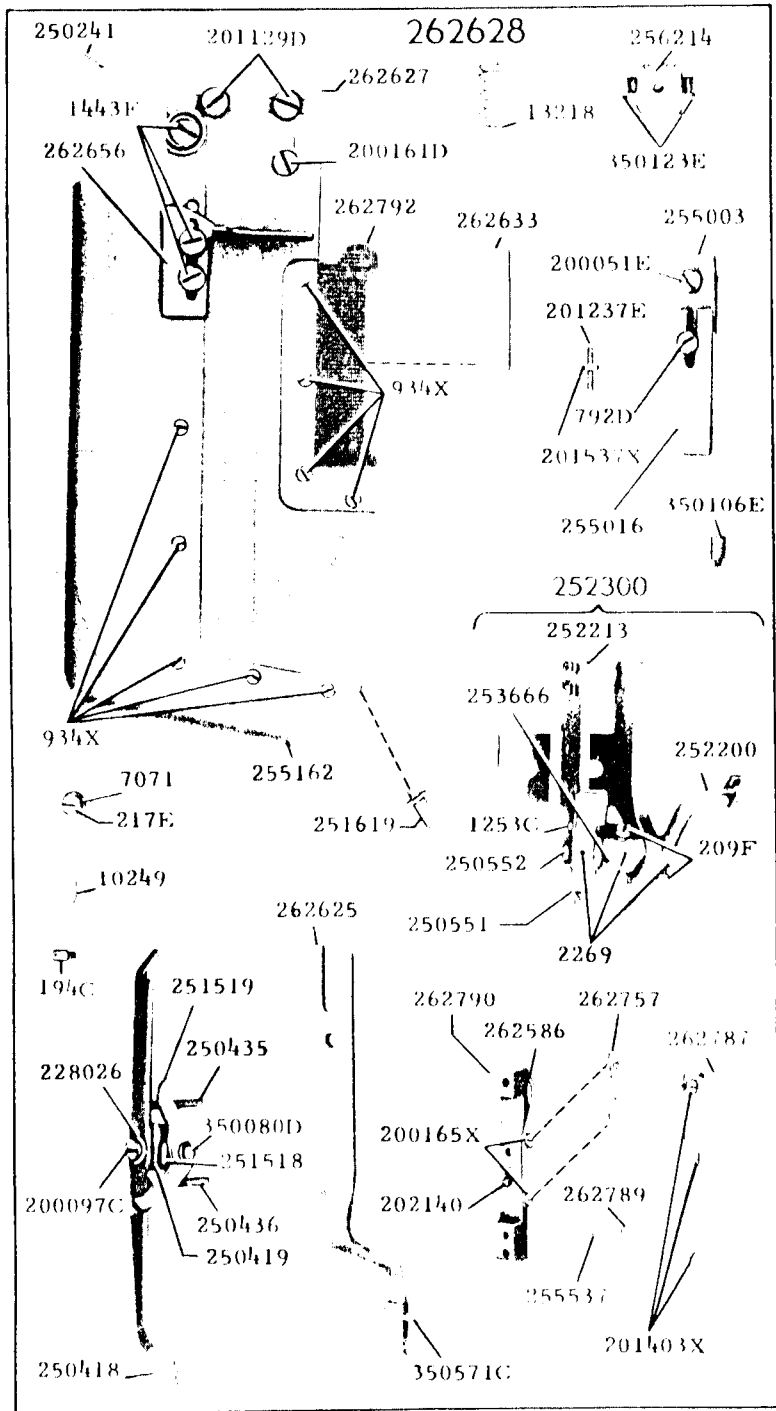
18007



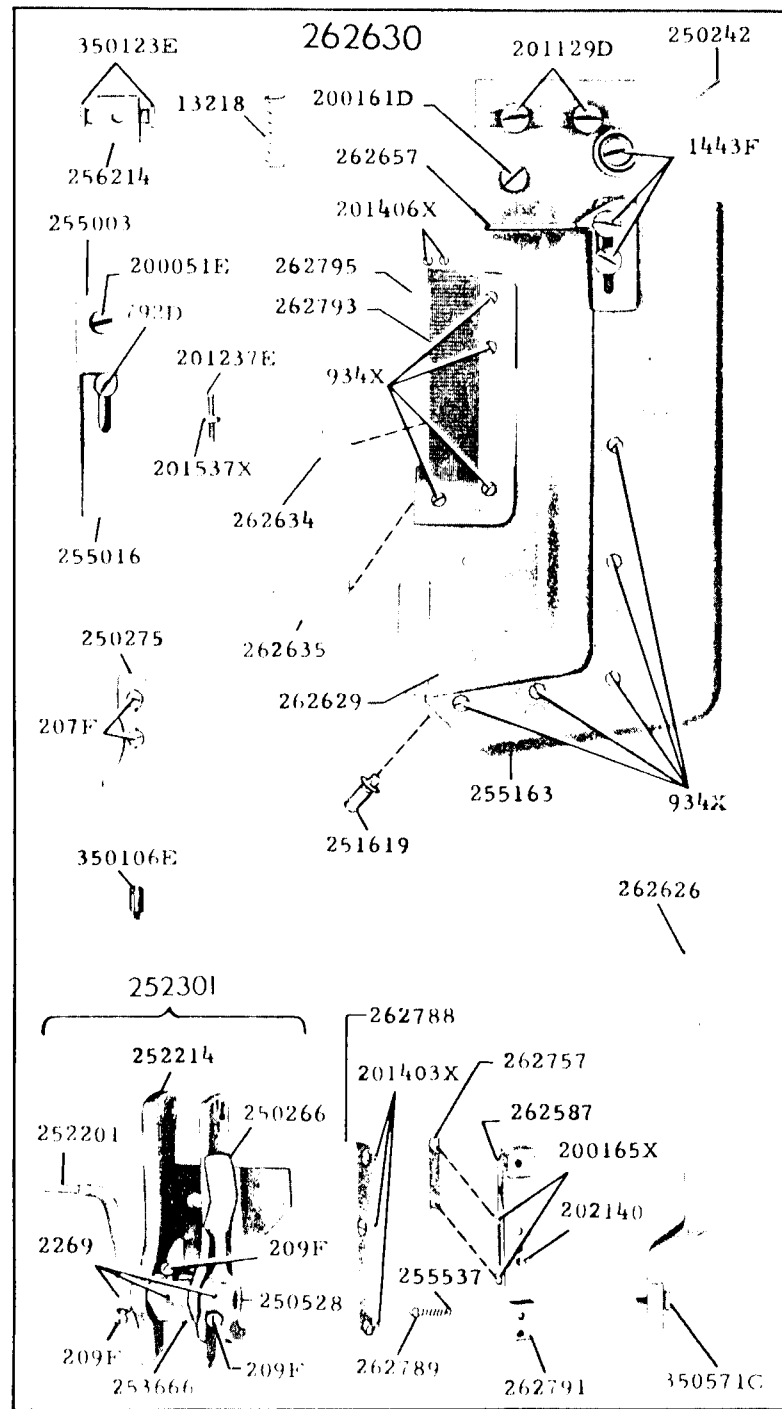
18008-1/3



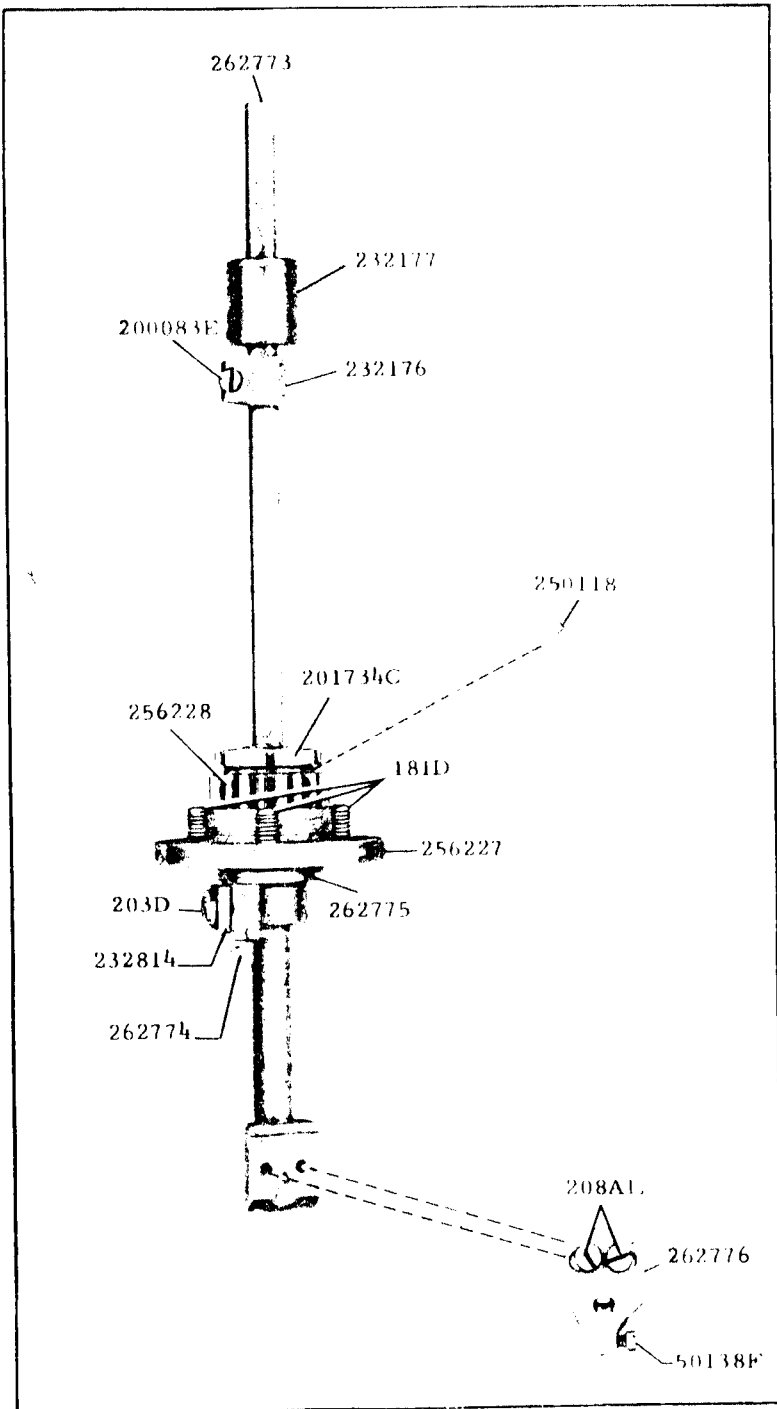
18009-3/8



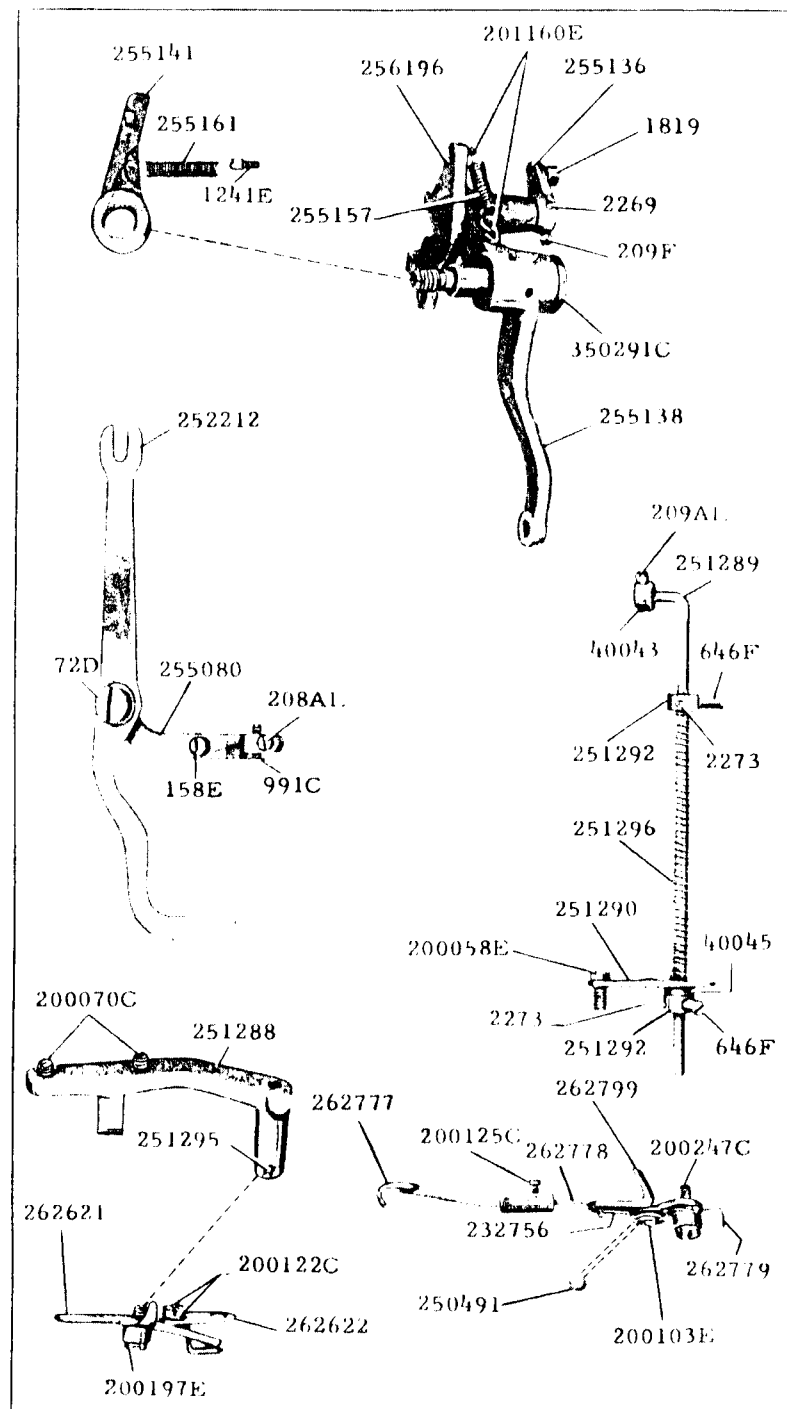
18010-3/8



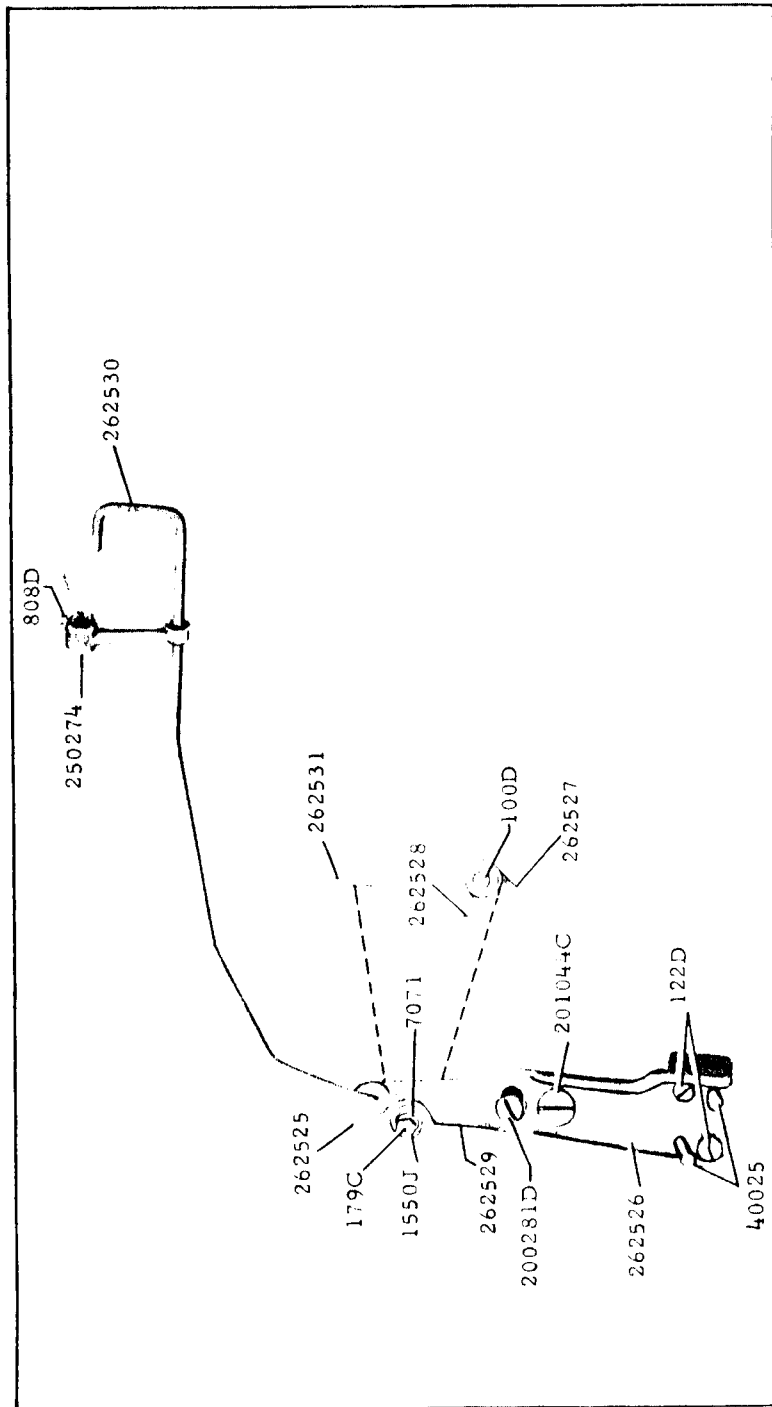
18011-2/3



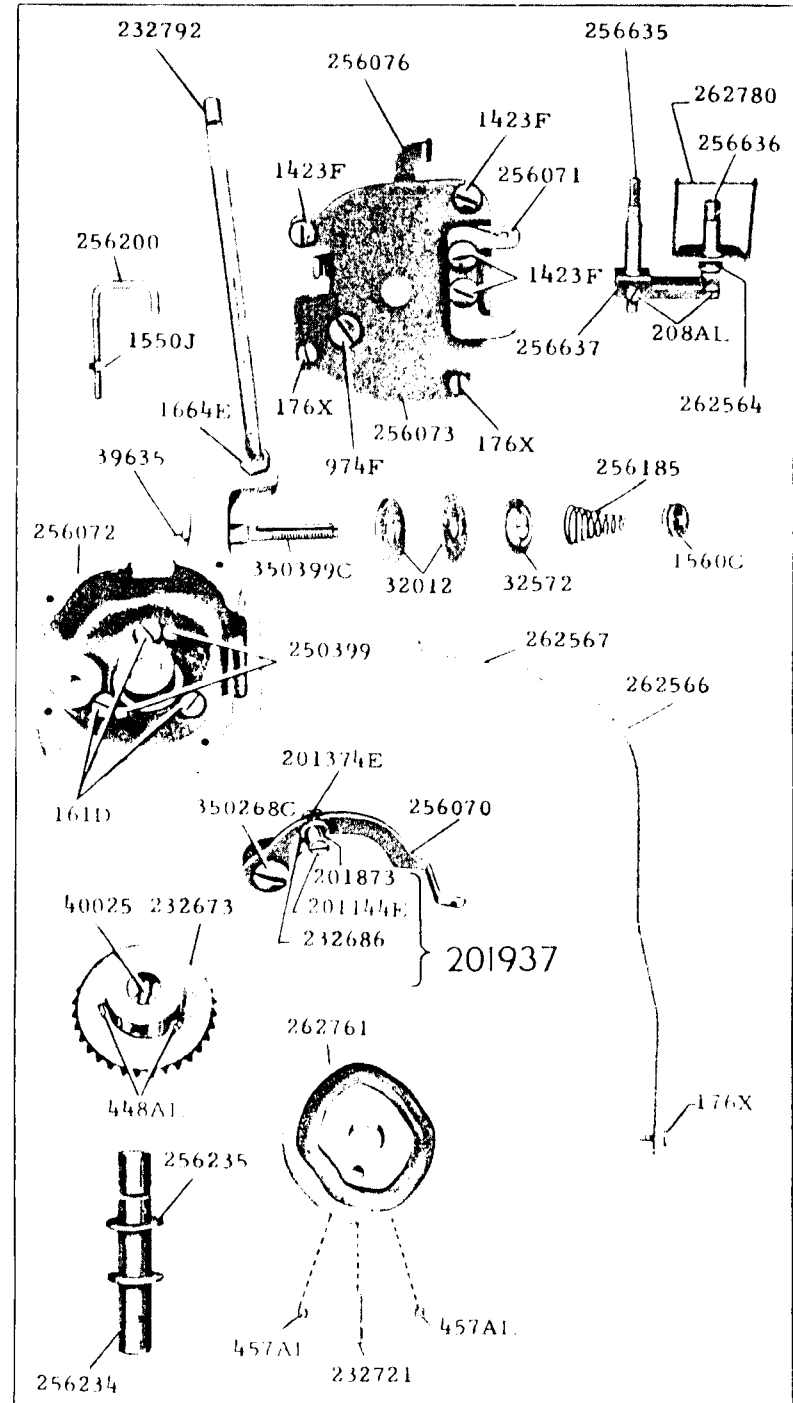
18012-3/8



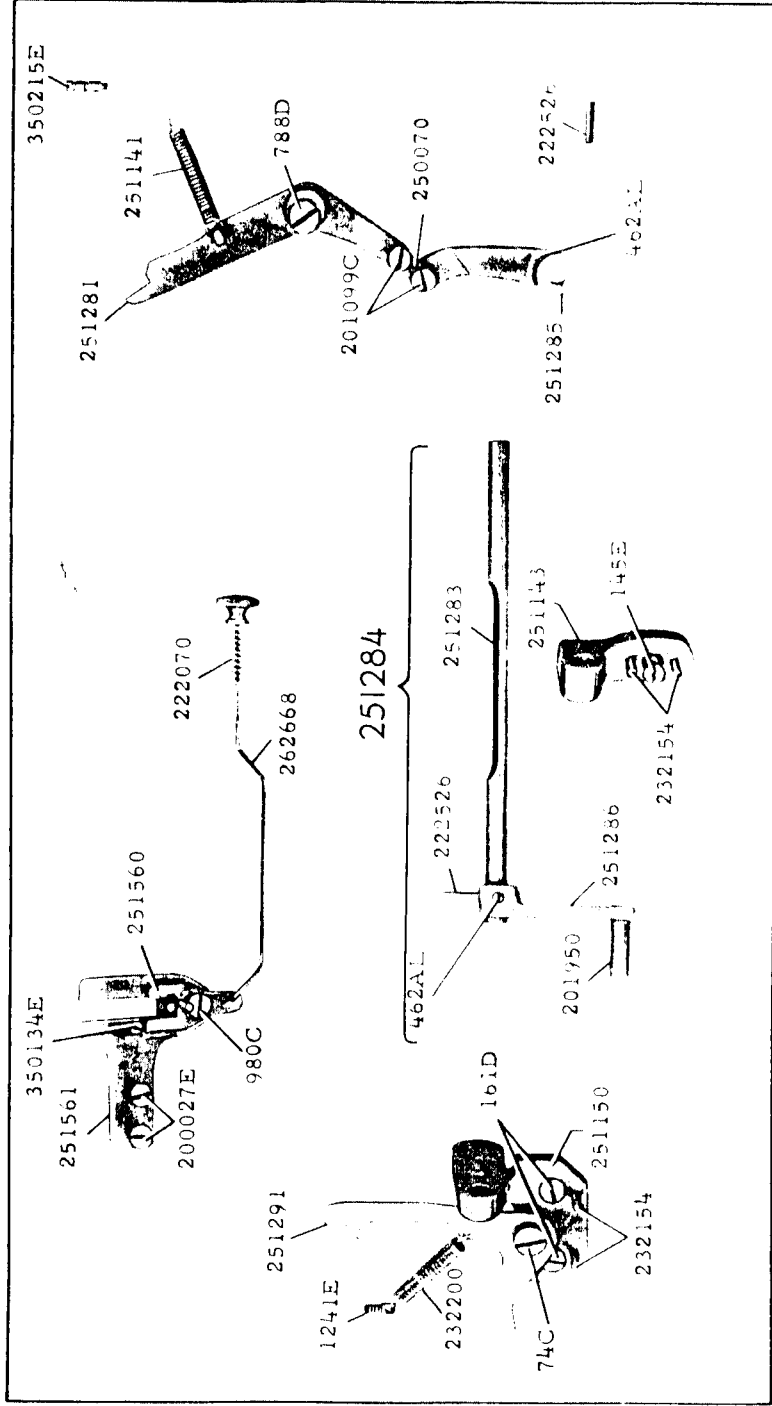
18013-3/8



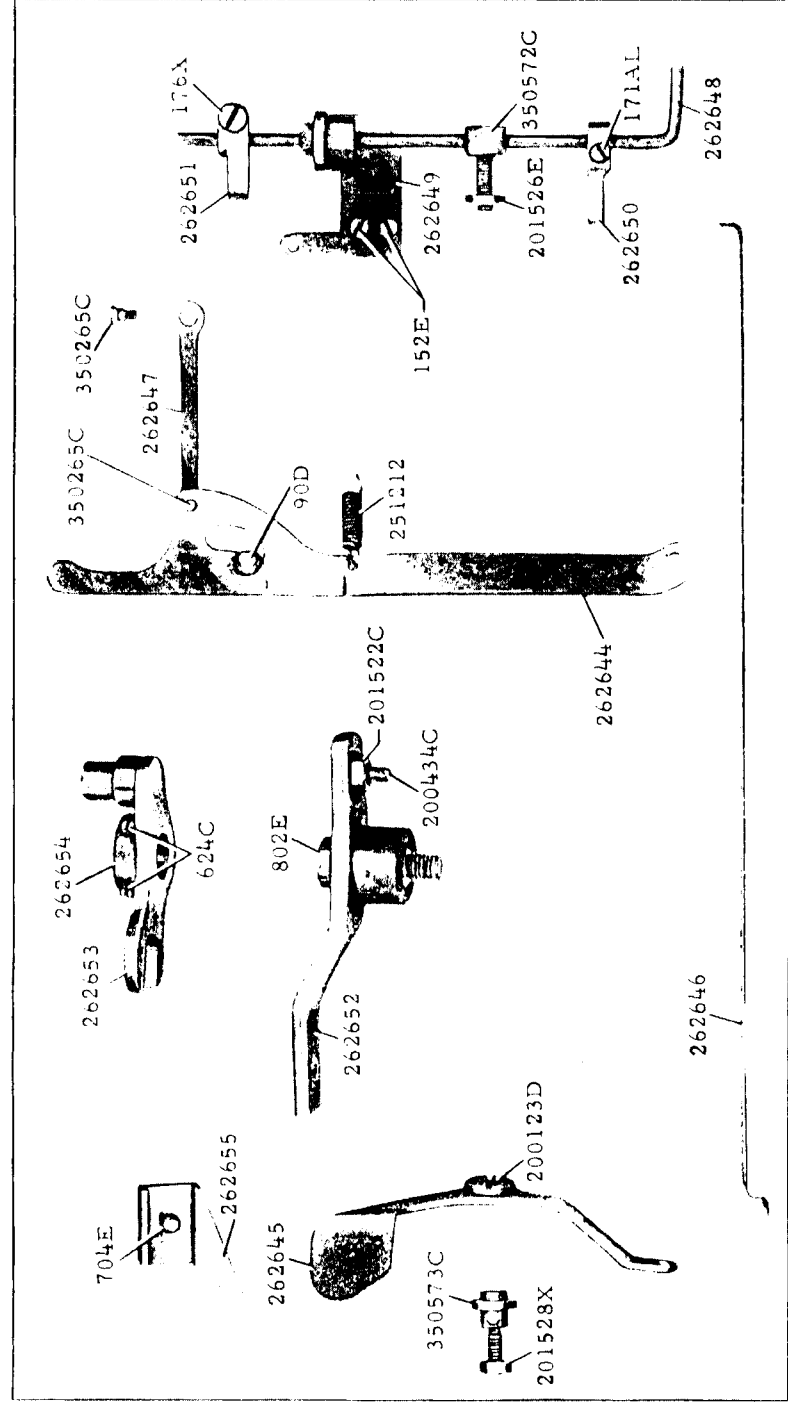
18014-3/8



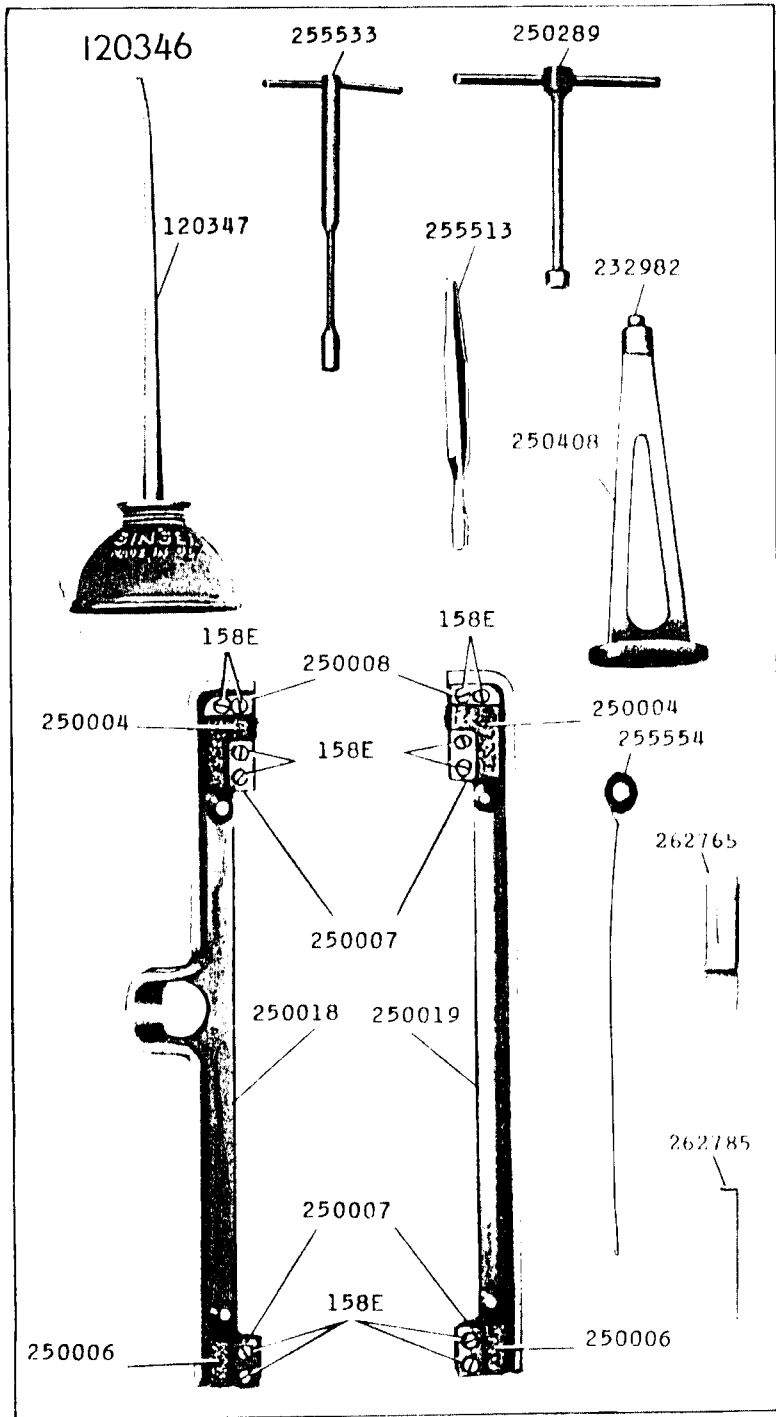
18015-3/8



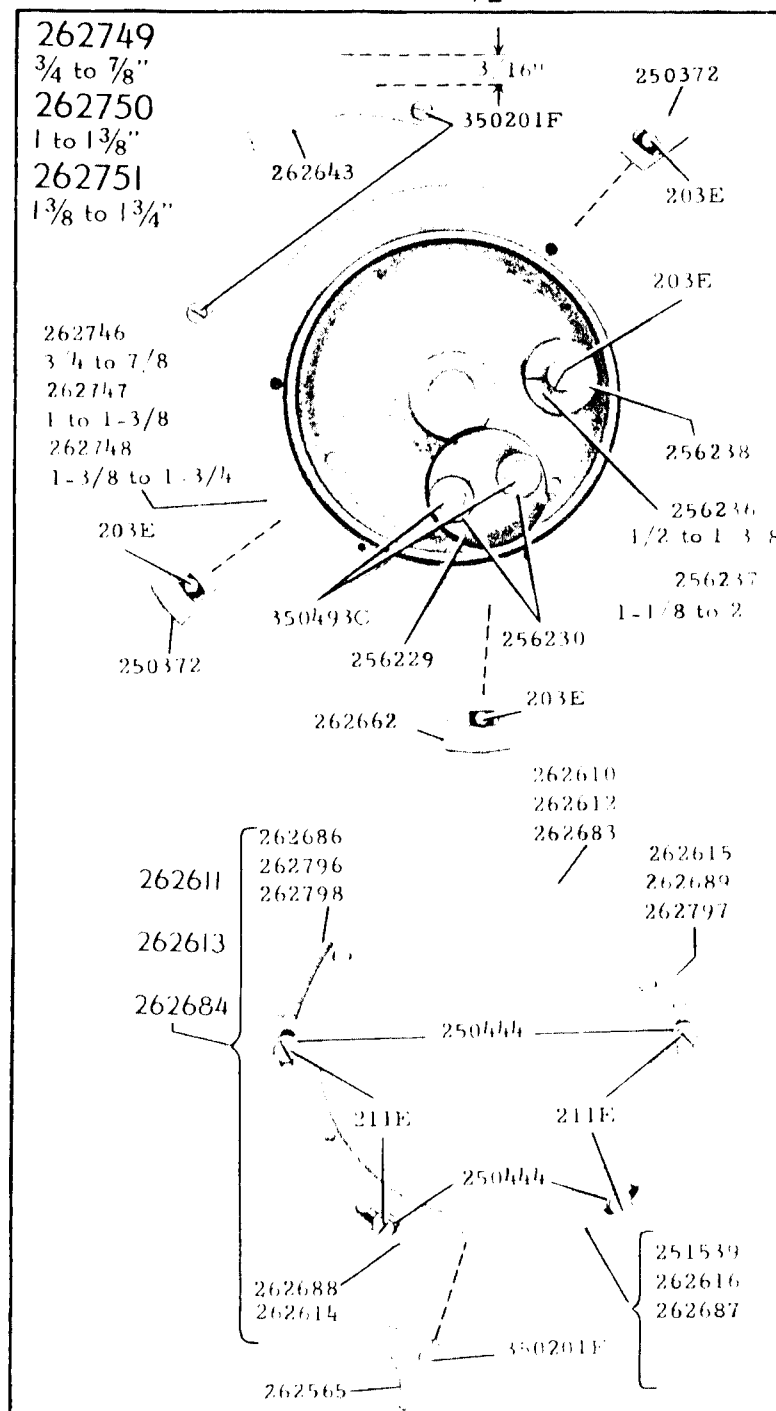
18016-1/2



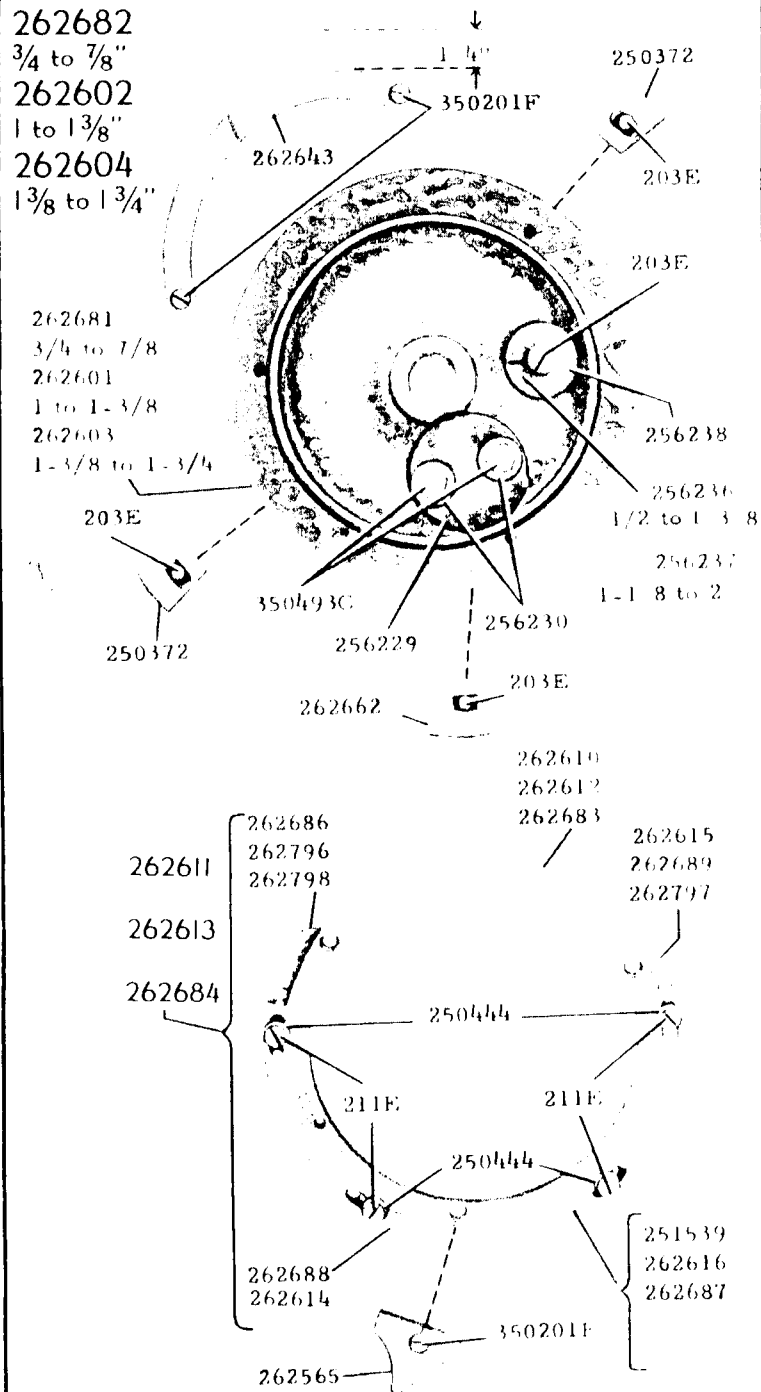
18017-1/4



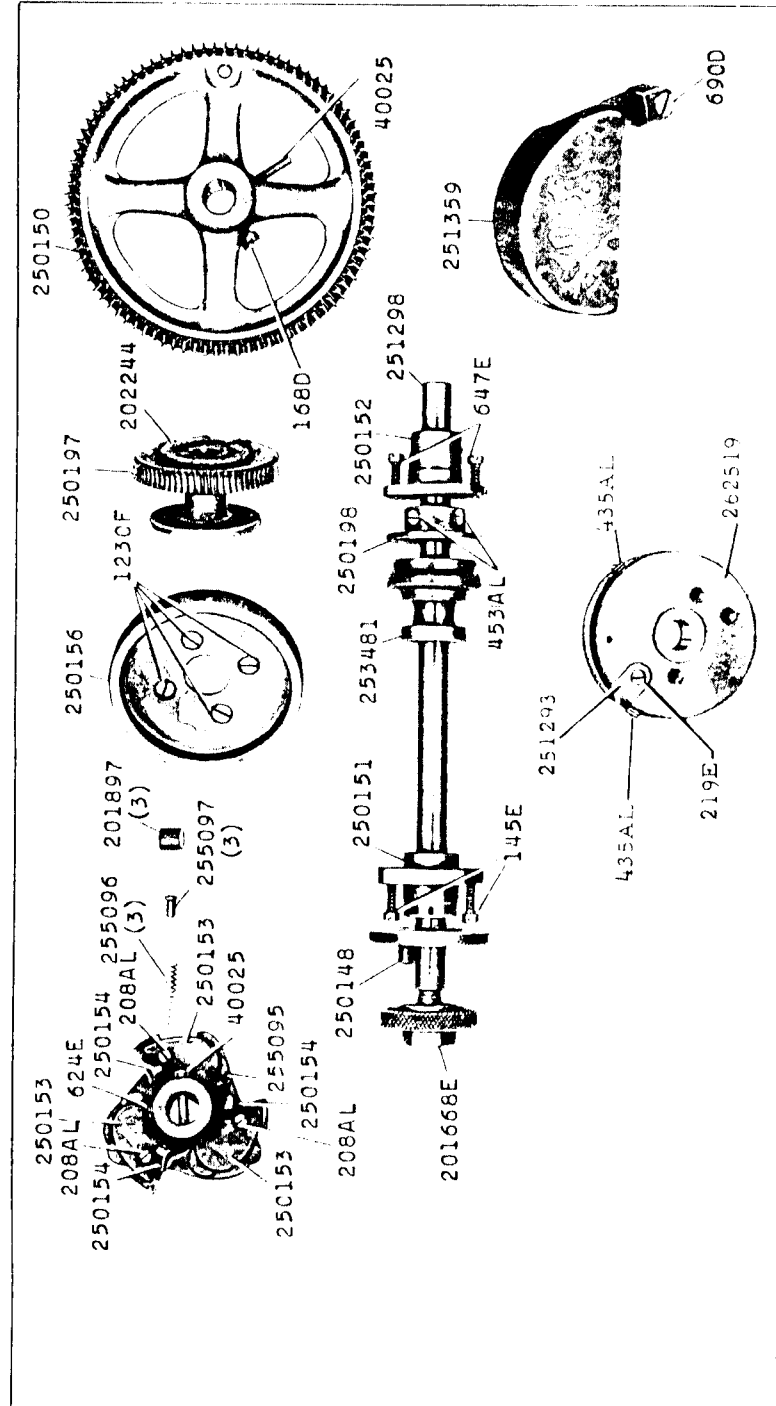
18018-1/2



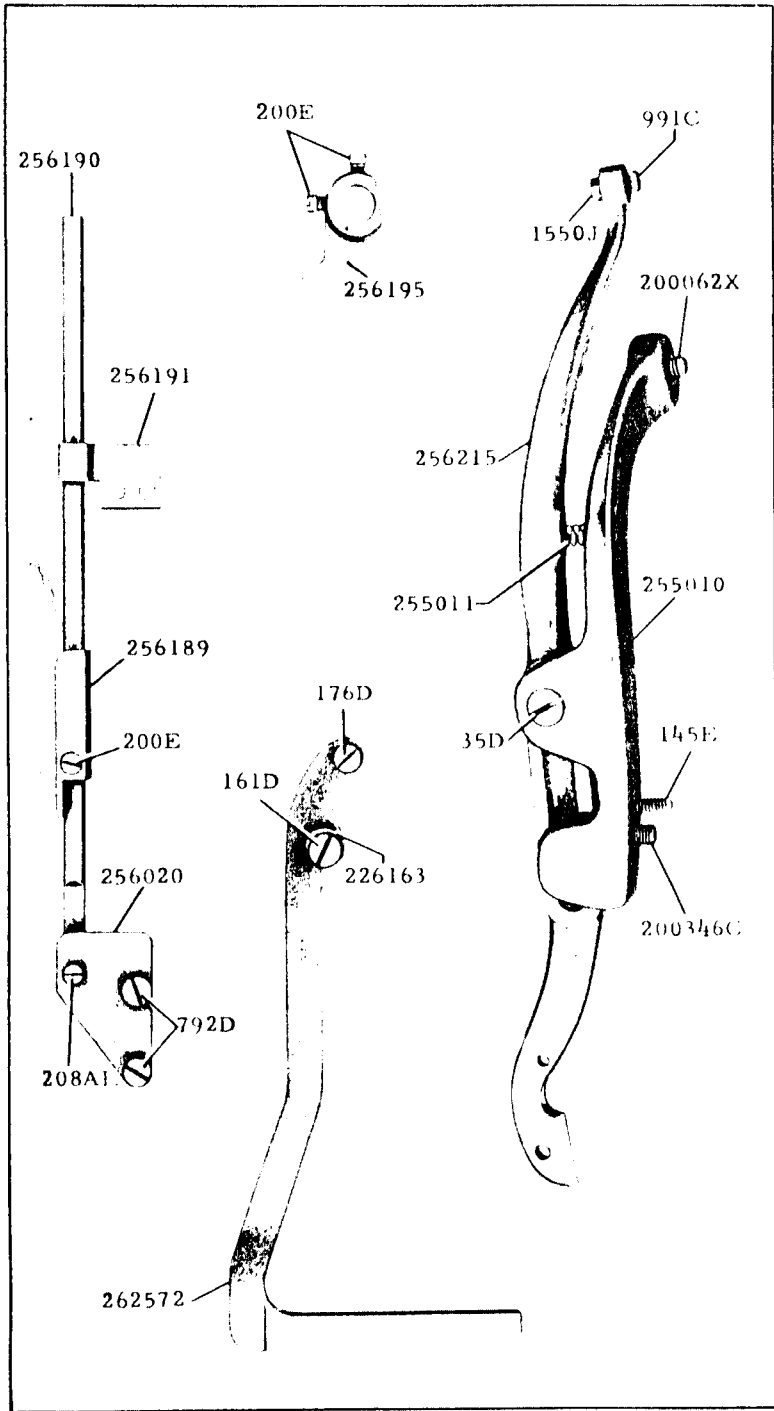
18019-1/2



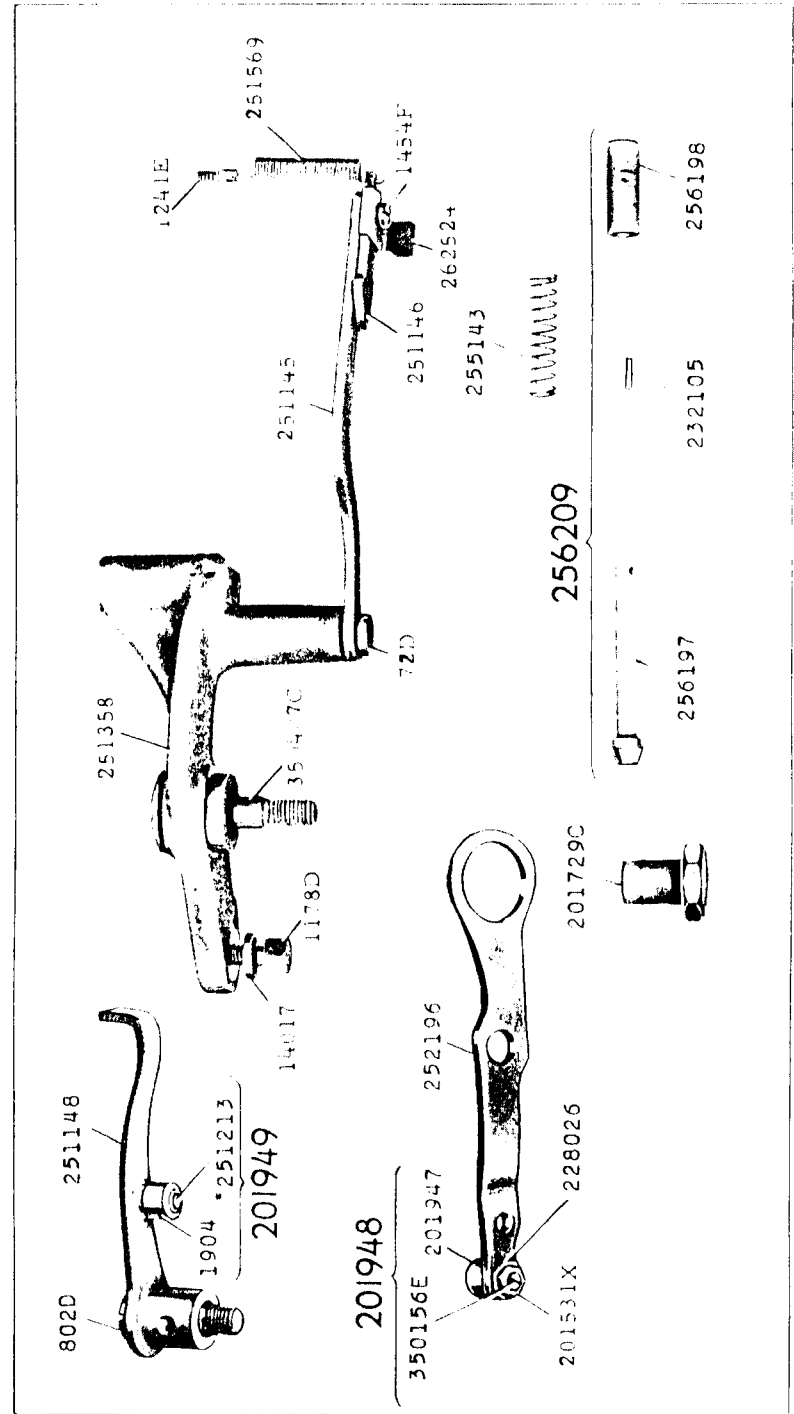
18020-1/3



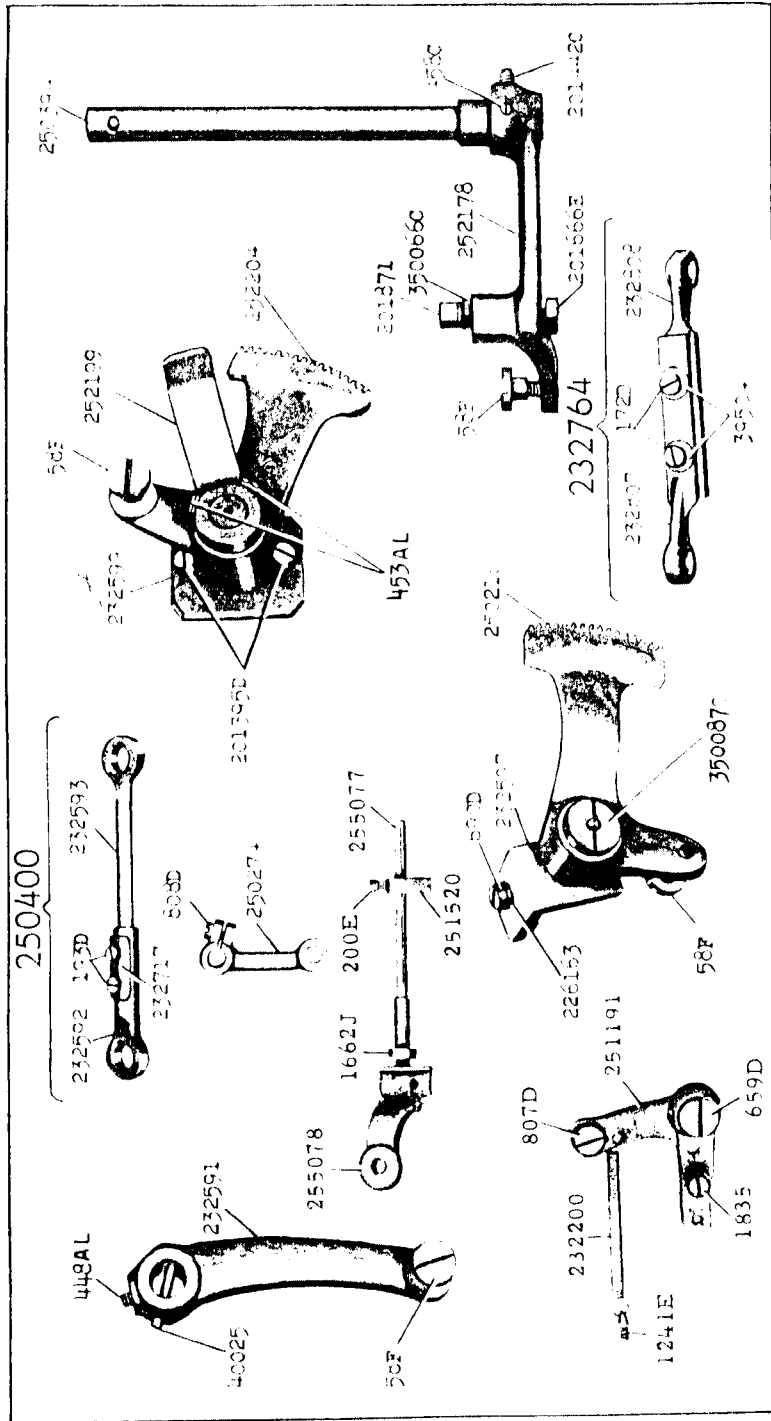
18021-1/2



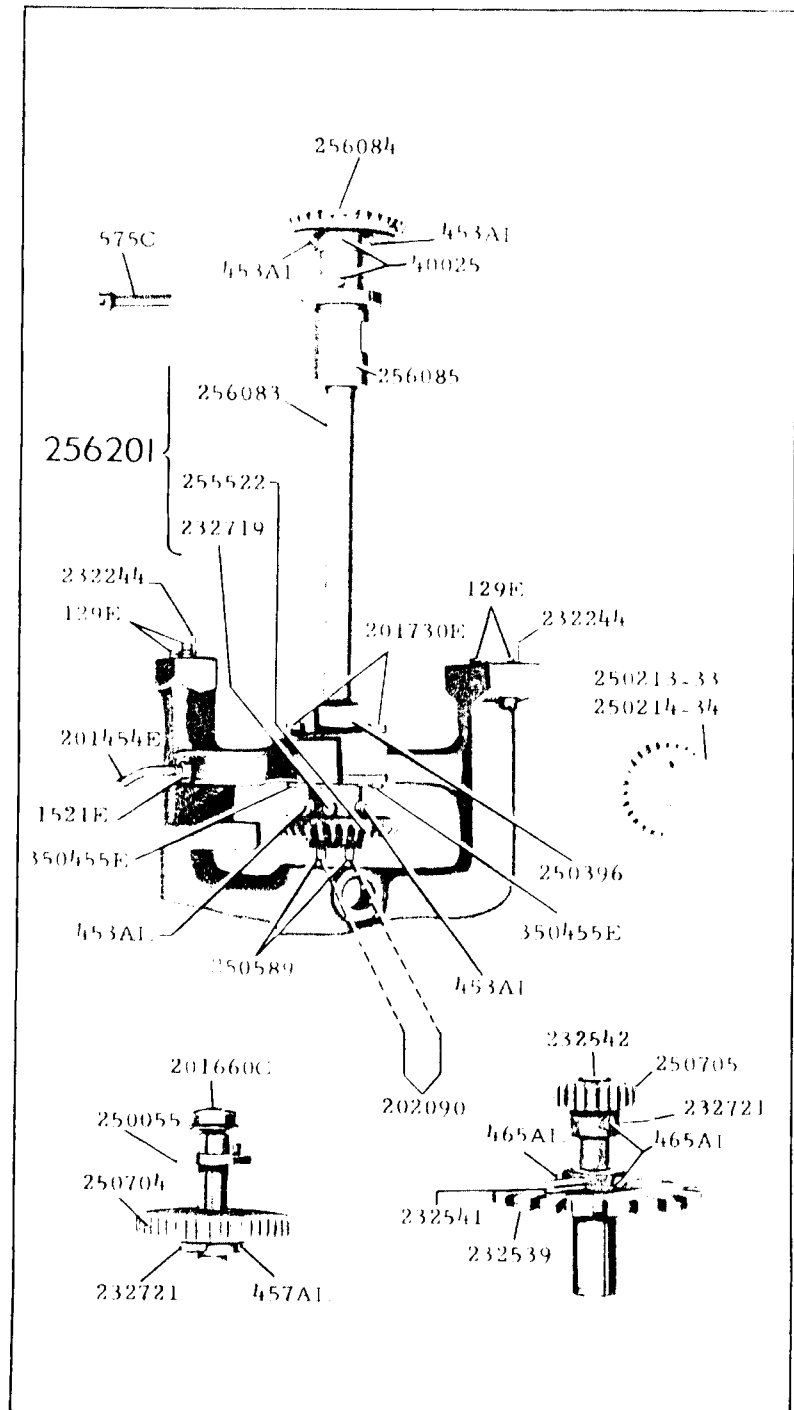
18022-1/2



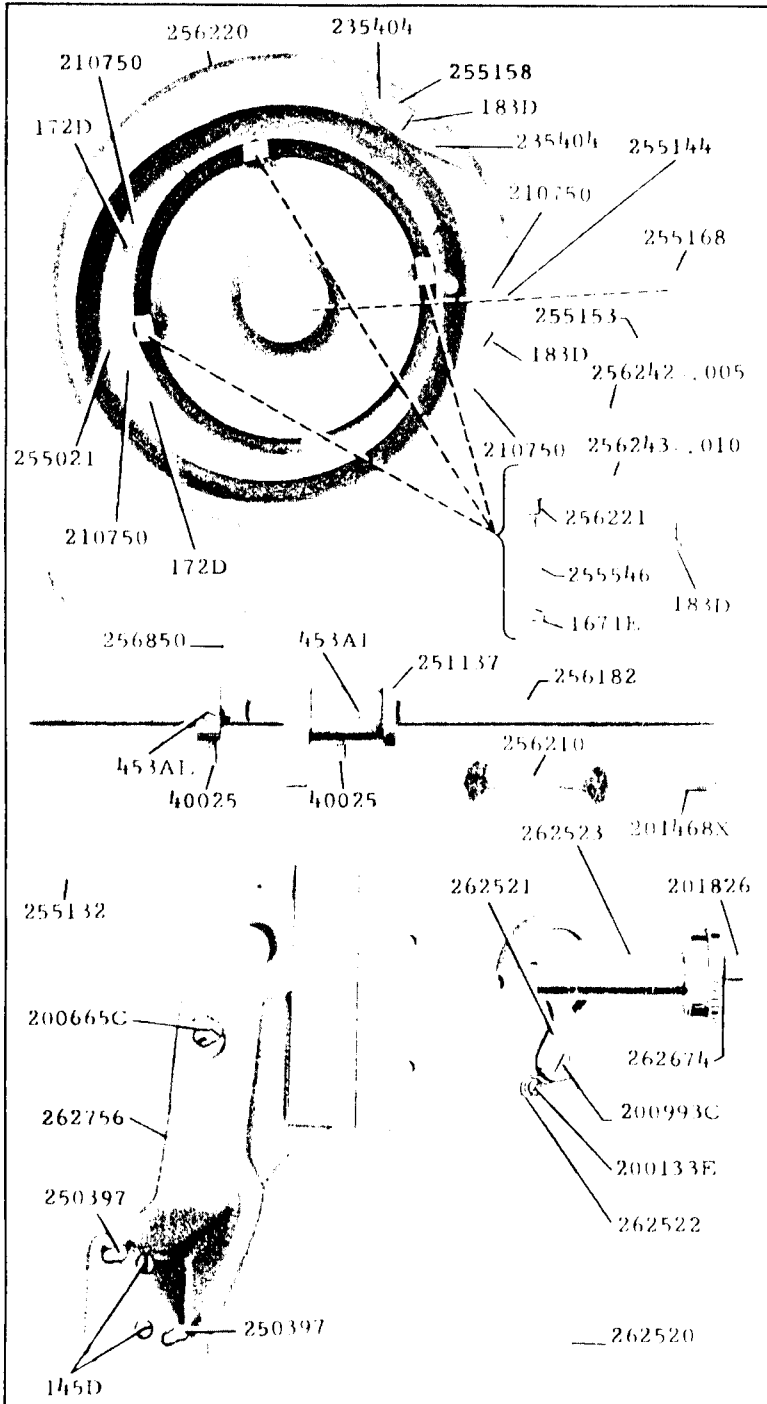
18023-3/8



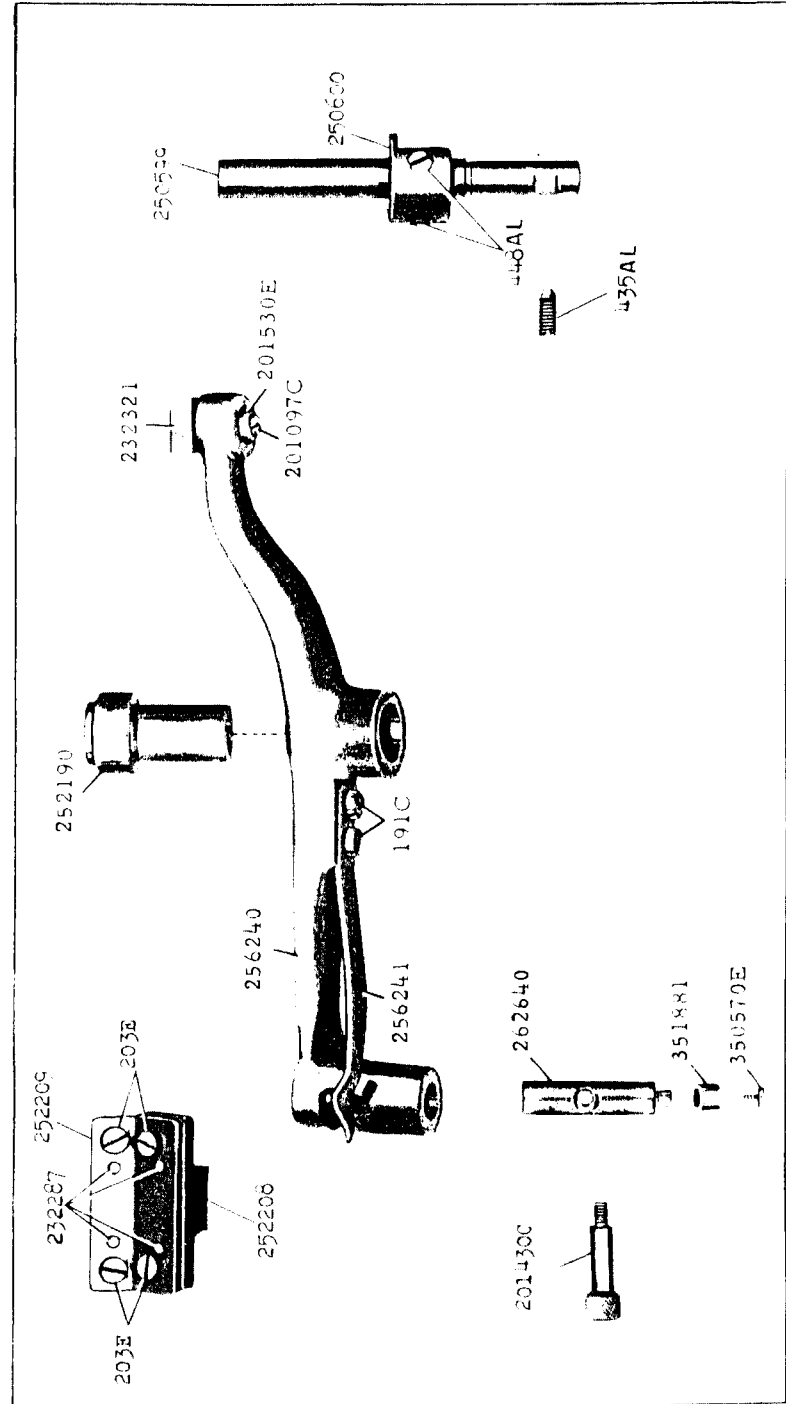
18024-3/8



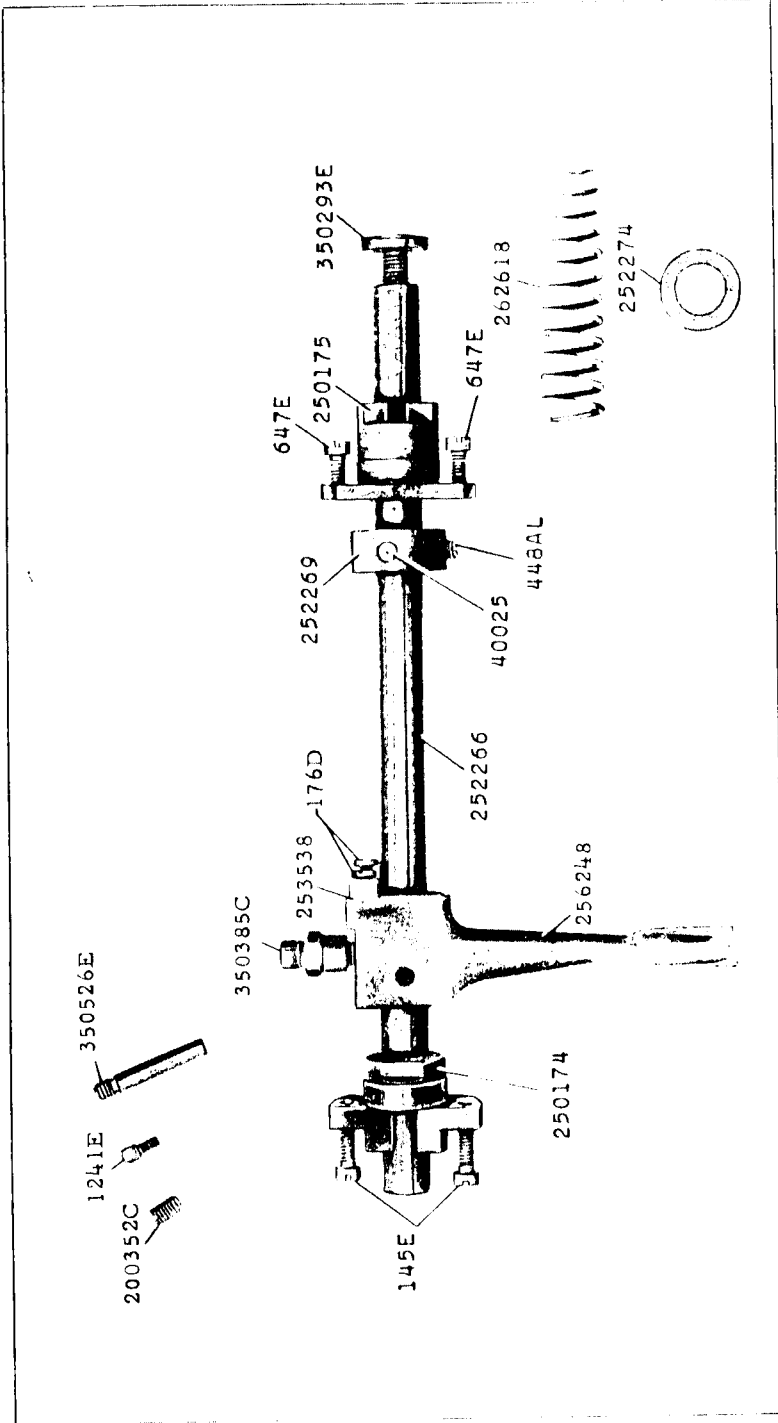
18025 - 1/3



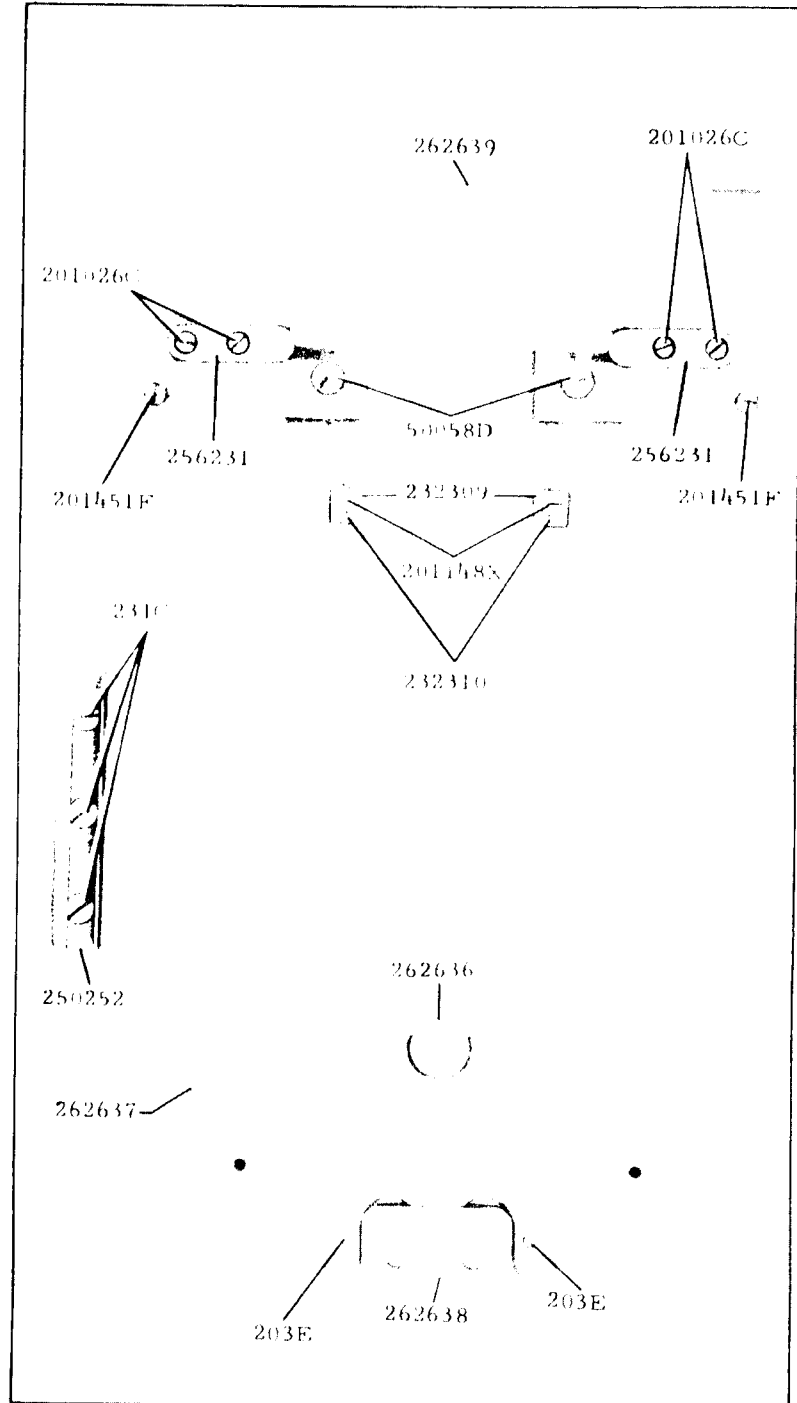
18026 - 1/2



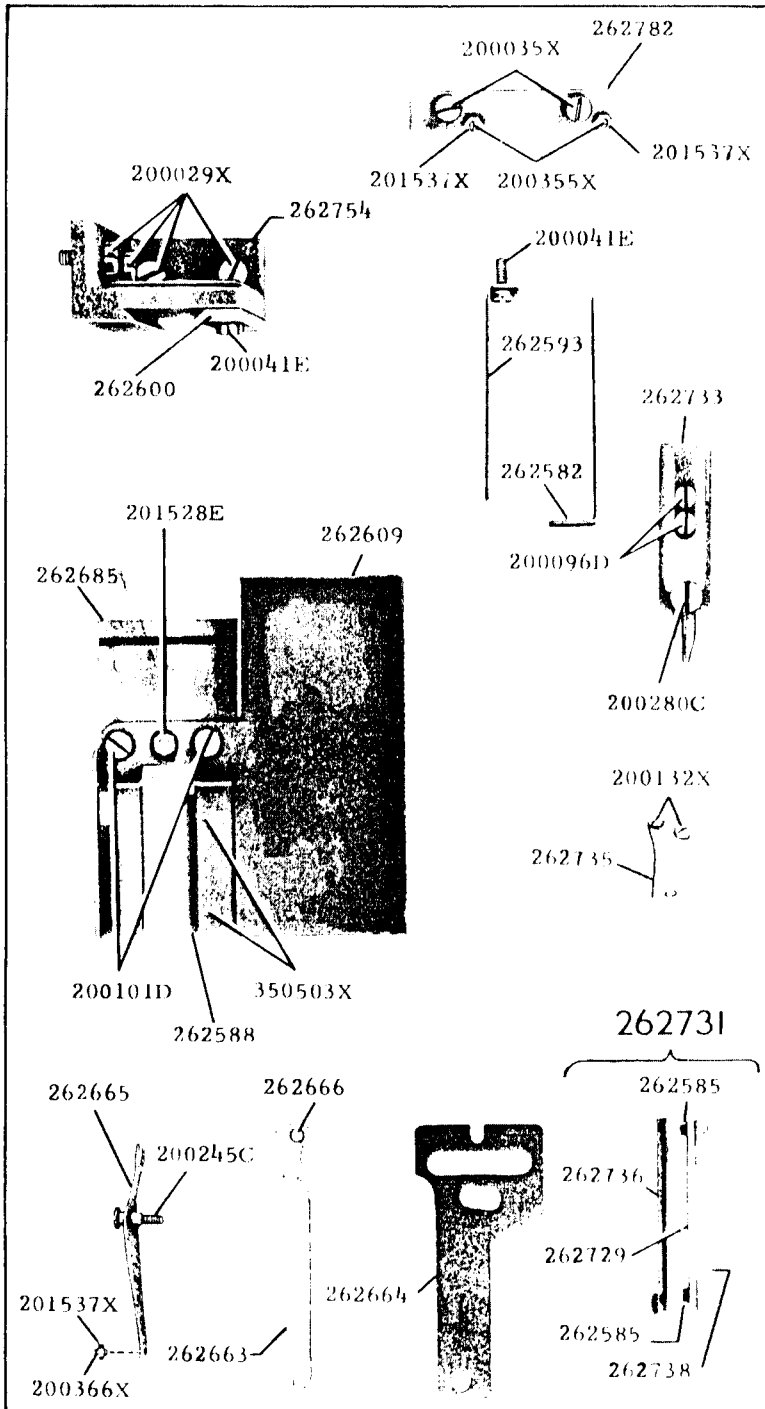
18027-1/2



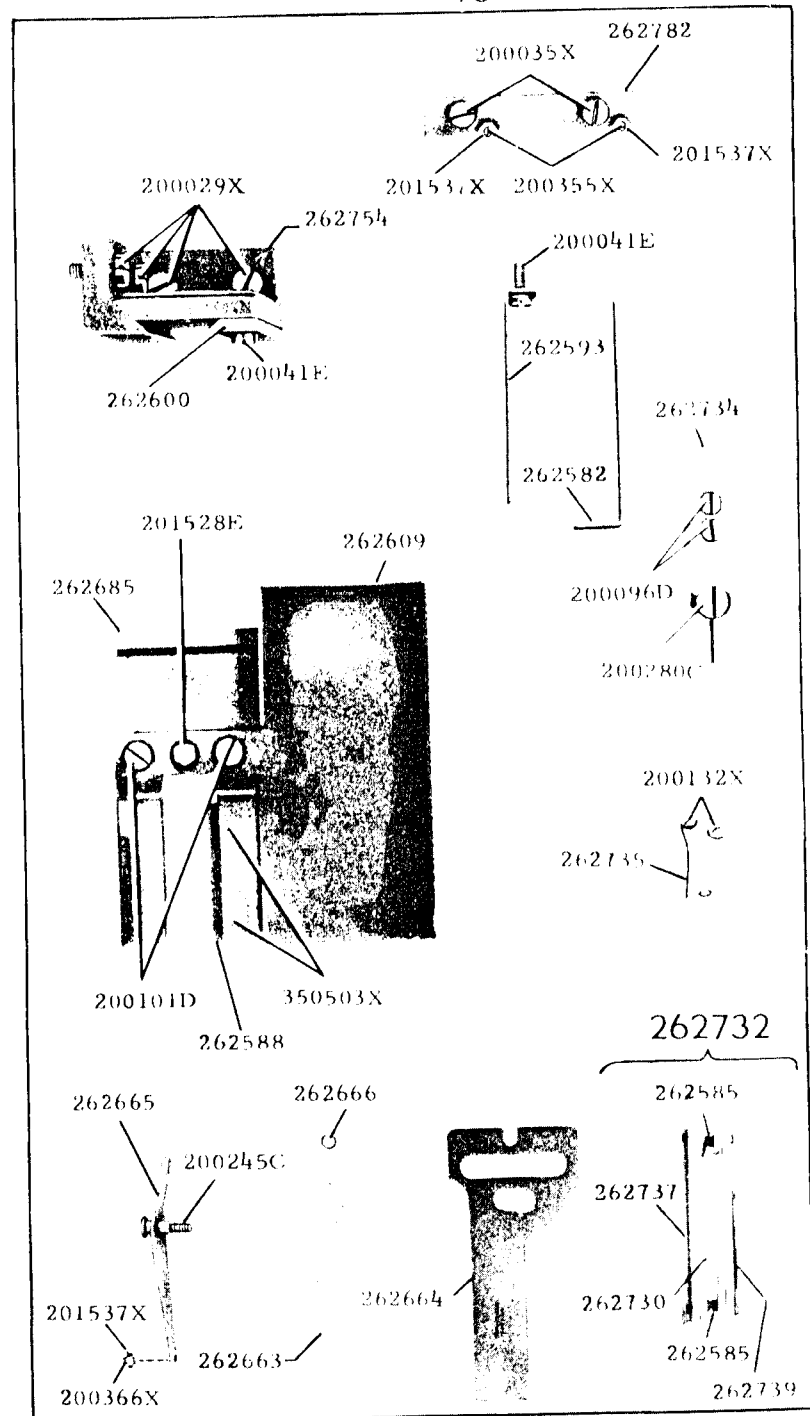
18028-1/2



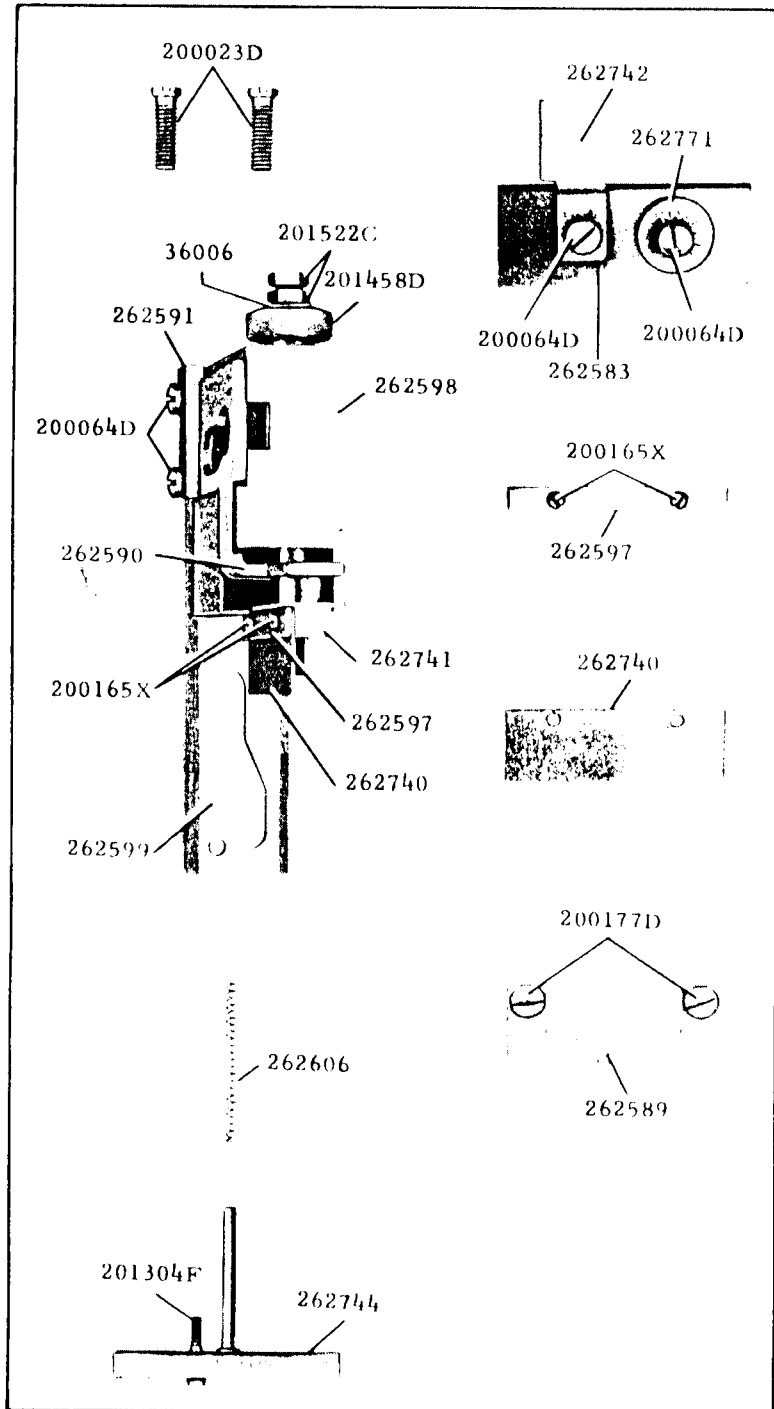
18029-1/3



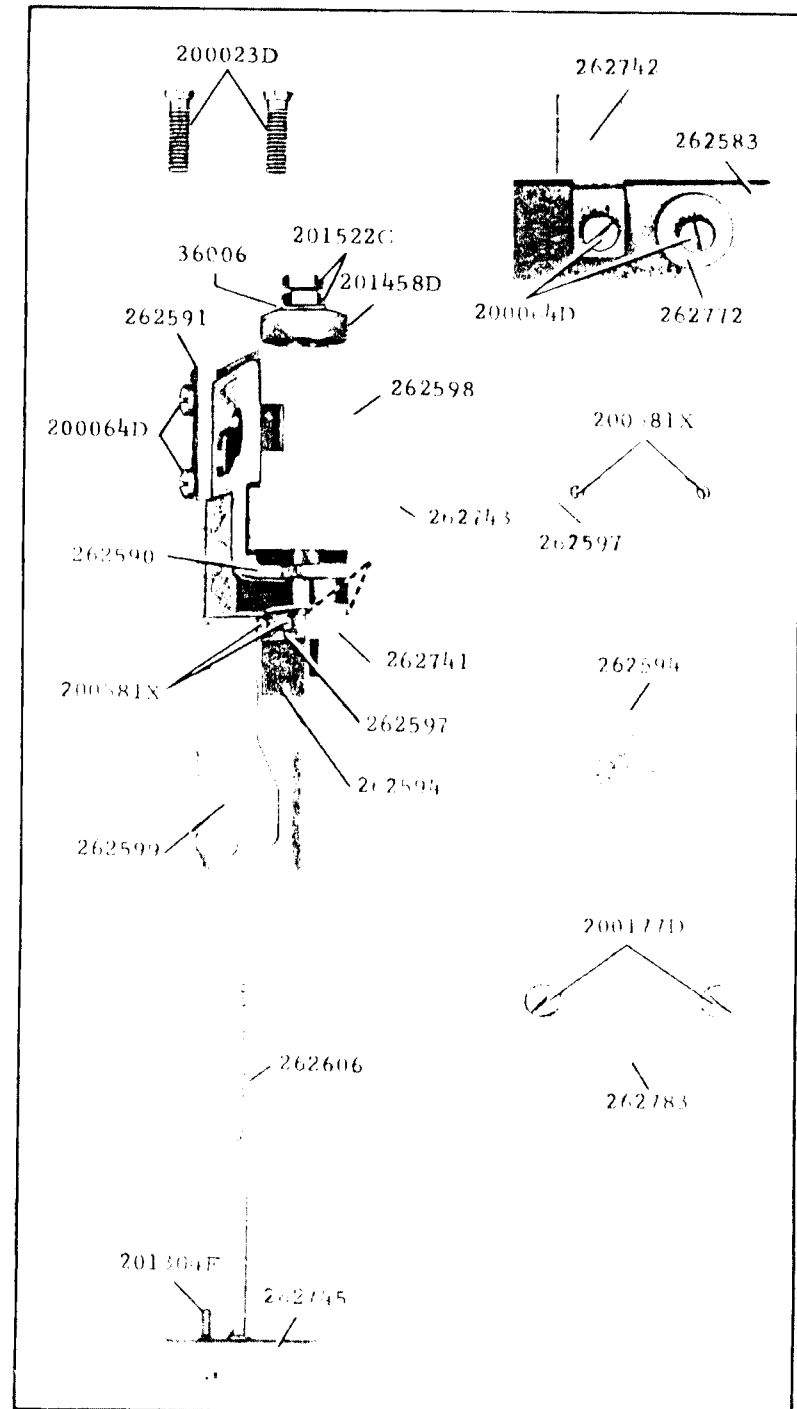
18030-1/3



18031-1/2

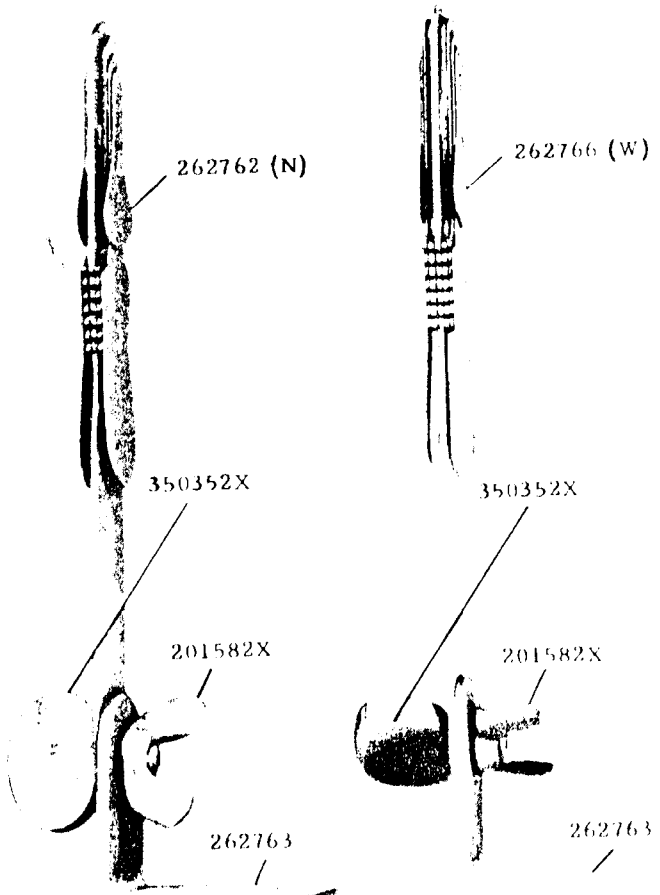


18032-1/2

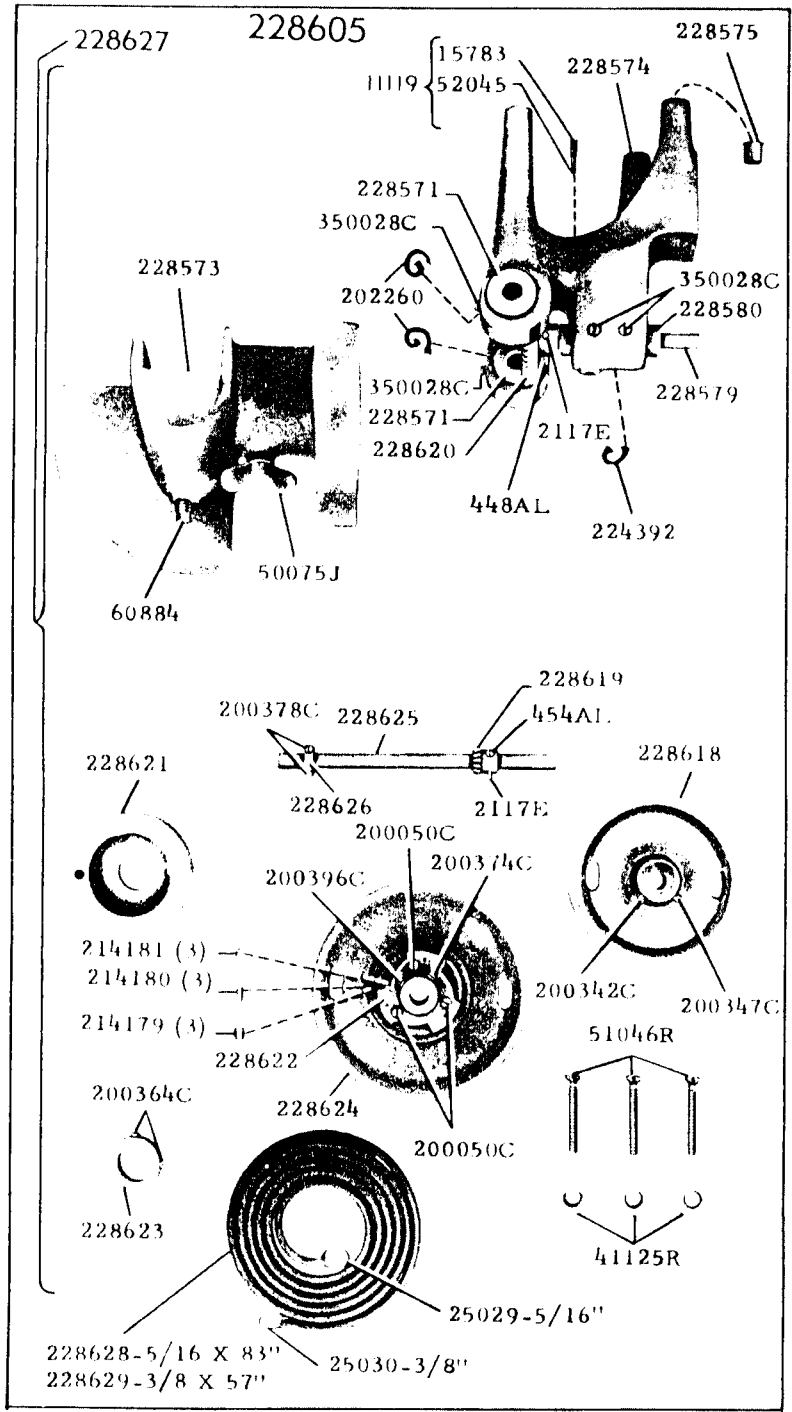


18033-2/3

262764-3/4 to 1 3/4-262767




18034-1/6



18035 - 1/4

250288



255542



11831



228476



232900



255541



250543



23535



256019



232935



255539



255540

