


SINGER
107W4,W7

LIST OF PARTS



MACHINES Nos. 107w4 and 107w7

THE SINGER MANUFACTURING COMPANY

INDEX

	PAGE
ACCESSORIES	30
ARM CAP AND THREAD GUIDE	32
BOBBIN WINDER	30
GUIDES	36
KNEE LIFTER	31
LACE GUIDES	33
MACHINE No. 107w4	7
" " 107w7	17
NUMERICAL LIST OF PARTS	37
OBSOLETE PARTS	36
PRESSER FEET	35
SPOOL HOLDER	33

Instructions for Ordering

In ordering from this list, use **ONLY** the **PART** number in the **FIRST** column.

The number stamped on a Sewing Machine Part is the number of the Single Part only, except when the part includes Set Screws, Clamping Screws, Studs and Rollers Spun on, Small Wires riveted, or Parts soldered together, etc., which it is necessary to furnish in combination.

Every combination of parts sent out has its specific number which, although not stamped on Parts (except in above case), must be used when ordering the combination.

Each number always indicates the **SAME PART** in whatever list it appears, or for whatever Machine.

The letters after some of the numbers indicate the style of finish only, as follows:

- A. Hardened, Polished and Plated.
- B. Polished and Plated.
- C. Hardened only.
- D. Polished only.
- E. Soft, not polished.
- F. Hardened and Polished.
- H. Blued.

These letters **MUST BE USED** when they appear in the list and **AFTER** the number, as in the list.

In this series

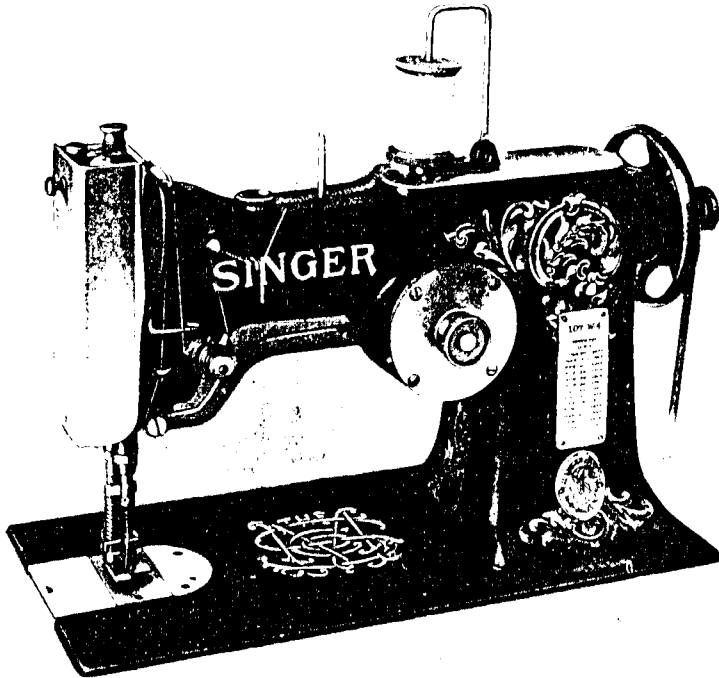
- 200001 to 201500 are Screw Numbers.
- 201501 to 201800 are Nut Numbers.
- 201801 to 202000 are Roller Numbers.
- 202001 and upward are Numbers of Machine Parts.

The figures in the second column refer only to the plate in which the illustration of the part is shown and are **NOT TO BE USED** in ordering.

Two or more numbers over a cut indicate that the difference between such parts is not visible in an illustration.

Parts marked with an asterisk (*) are furnished only when repairs are made at the factory.

LIST OF PARTS COMPLETE FOR



MACHINE No. 107w4

HIGH SPEED ZIGZAG
TRANSVERSE ROTARY HOOK. LOCK STITCH

Has Gathering Feed, for Overlapping and Abutting
Lace Trimming to Knit Goods

No.	Plate	Name
*210501		Arm
203087	10751	" Cap
200278n	10755	" " Screw
202248	10755	" " Washer
203089	10751	" " Spool Holder Base
203090		" " " " " 203089 with 200079n and 204296
200585n	13182	Arm Cap Spool Holder Base Screw
204296	10751	" " " " Wire
200079n	13182	" " " " " Hinge Screw

No.	Plate	Name
203088	10751	Arm Cap and Spool Holder complete, Nos. 203087, 203090 and two 200585u
204235	10755	Arm Position Pin (2)
200010e	10755	" Screw (3)
202005	10755	" " Washer (2)
202249	10753	" Shaft with 200357e and 203100
202243	10753	" " Bushing (back) with 202244
202244	---	Arm Shaft Bushing (back) Oil Packing (wick)
200338c	10755	Arm Shaft Bushing (back) Set Screw
207080	10753	Arm Shaft Bushing (front) with 202244
202244	---	Arm Shaft Bushing (front) Oil Packing (wick)
200502b	10755	Arm Shaft Bushing (front) Oil Packing Thumb Screw
200341c	10755	Arm Shaft Bushing (front) Set Screw
210503	10753	Arm Shaft Connection Belt
202635	10753	" " " " Pulley with 200327c, 200602e and two 202253
200602e	10755	Arm Shaft Connection Belt Pulley Position Screw
200327c	10755	Arm Shaft Connection Belt Pulley Set Screw
202253	10757	Arm Shaft Connection Belt Pulley Spring Flange
203100	---	Arm Shaft Oil Packing (wick) ...
200357e	10755	" " " " Stop Screw ..
202255	10752	Balance Wheel (belt groove, 2 1/4 in. diam.) with 200328c and 200335c
200328c	10755	Balance Wheel Position Screw ...
200335c	10755	" " Set Screw
*210790	---	Bed
202258	10751	" Hinge Connection (2)
200570e	10755	" " " Screw (4)
210505b	10751	" Plate (back)
200577h	13182	" " " Screw (2)
210616	10751	" Slide (front)
210530	13182	Bobbin
210846	10736	" Case Base
210729	10736	" " Cap with 200592c, 201016f and 210845
210915	10736	Bobbin Case Cap complete, Nos. 200964e, 210729, 210736 and 210914

No.	Plate	Name
210913	10736	Bobbin Case Latch
210914	---	" " " 210913 with 210734 and 210735
210735	13182	Bobbin Case Latch Fulcrum Pin ..
210734	13182	" " " Lever
210736	13182	" " " Spring
200964e	13182	" " " Stop Screw ...
210764	13182	" " Stop
200076b	13182	" " " Screw
210845	13182	" " Tension Spring
201016f	10736	" " " " Regulat- ing Screw
200592c	13194	Bobbin Case Tension Spring Screw
210847	10736	Bobbin Case complete, Nos. 210846 and 210915
210681	15277	Face Plate
202435	10755	" " Position Pin
200462b	10755	" " Thumb Screw
210792	10739	Feed Bar (auxiliary) with 200362c
210795	---	" " 210792 with 210796 and 210808
210794	10739	Feed Bar with 200362c
210793	---	" " 210794 with 210796 and 210807
210796	10739	Feed Bar Hinge Pin
210796	10739	" " " " (auxiliary) ..
210835	10739	" " Slide Block
210797	10739	" " " " (auxiliary) ..
210836	10739	" " " " Crank with 200048b
210834	---	Feed Bar Slide Block Crank 210836 with 200939c, 201528e, 210797 and 210835
200048b	13194	Feed Bar Slide Block Crank Pinch Screw
200939c	10739	Feed Bar Slide Block Hinge Screw Stud (eccentric)
201528e	13194	Feed Bar Slide Block Hinge Screw Stud Nut
200362c	13194	Feed Bar Set Screw
200362c	13194	" " " " (auxiliary) ...
210798	15282	" Dog
210799	15282	" " (auxiliary)
200106e	10755	" " Screw (2)
200106e	10755	" " " (auxiliary) (2)
210800	10740	" Driving Connection with 200061b and 202277
210801	---	Feed Driving Connection 210800 with 200545c, 201518e and 210802

No.	Plate	Name
210802	10740	Feed Driving Connection (auxiliary)
210803	10739	" " " Crank with 200038c
210804	13194	Feed Driving Connection Crank (auxiliary) (indexed) with 200038c
200938c	10739	Feed Driving Connection Crank Hinge Stud (auxiliary)
210806	13194	Feed Driving Connection Crank Hinge Stud Index Washer (auxil- iary)
201518E	10755	Feed Driving Connection Crank Hinge Stud Nut (auxiliary)
210805	13194	Feed Driving Connection Crank Hinge Stud Washer (auxiliary)...
200038c	13194	Feed Driving Connection Crank Pinch Screw
200038c	13194	Feed Driving Connection Crank Pinch Screw (auxiliary)
200545c	13194	Feed Driving Connection Hinge Screw
200545c	13194	Feed Driving Connection Hinge Screw (auxiliary)
201518E	10755	Feed Driving Connection Hinge Screw Nut
201518E	10755	Feed Driving Connection Hinge Screw Nut (auxiliary)
202277	---	Feed Driving Connection Oil Pack- ing (wick)
200061D	15276	Feed Driving Connection Pinch Screw
202300	10753	Feed Driving Eccentric Regulating Bracket
203098	10753	Feed Driving Eccentric Regulating Bracket 202300 with 202625, two each 201014c and 201525E
201014c	13182	Feed Driving Eccentric Regulating Bracket Hinge Screw
201525E	10755	Feed Driving Eccentric Regulating Bracket Hinge Screw Nut
202301	10755	Feed Driving Eccentric Regulating Bracket Plunger
202595	10755	Feed Driving Eccentric Regulating Bracket Plunger Spring
200607c	10755	Feed Driving Eccentric Regulating Bracket Plunger Spring Stop Screw
201014c	13182	Feed Driving Eccentric Regulating Bracket Stop Screw

No.	Plate	Name
201525E	10755	Feed Driving Eccentric Regulating Bracket Stop Screw Nut
200429c	10755	Feed Driving Eccentric Regulating Screw
200383c	10755	Feed Driving Eccentric Regulating Screw Check Screw
210807	10740	Feed Driving Rock Shaft
210808	10740	" " " " (auxiliary)
210809	13194	" " " " Bushing ..
200363c	10736	" " " " " Set Screw
203244	13194	Feed Driving Rock Shaft Stop Col- lar with two 200393c
210833	13194	Feed Driving Rock Shaft Stop Col- lar (auxiliary) with two 200383c
200393c	13194	Feed Driving Rock Shaft Stop Col- lar Set Screw
200383c	10755	Feed Driving Rock Shaft Stop Col- lar Set Screw (auxiliary)
202306	10752	Feed Lifting Connection with 200054E and 202277
*210645	---	Feed Lifting Connection Crank
210589	13194	" " " " " 210645 with 200050c and 200378c
200050c	13194	Feed Lifting Connection Crank Pinch Screw
200378c	13194	Feed Lifting Connection Crank Set Screw
202307	13194	Feed Lifting Connection Eccentric with 200382c and 200437c
200437c	13194	Feed Lifting Connection Eccentric Position Screw
200382c	13182	Feed Lifting Connection Eccentric Set Screw
200545c	13194	Feed Lifting Connection Hinge Screw
201518E	10755	Feed Lifting Connection Hinge Screw Nut
202277	---	Feed Lifting Connection Oil Pack- ing (wick)
200054E	10755	Feed Lifting Connection Pinch Screw
210531	10752	Feed Lifting Rock Shaft (hollow) and Hook Driving Shaft Bearing
202625	13194	Feed Lifting Rock Shaft Stop Col- lar with two 200383c
200383c	10755	Feed Lifting Rock Shaft Stop Col- lar Set Screw
202310	10753	Feed Regulating Spindle with 202311, 202443 and 202619

No.	Plate	Name
*202311	---	Feed Regulating Spindle Head
202443	13195	" " " " Pin
202619	10756	" " " " Posi- tion Pin
*210532	---	Hook (sewing)
210533	15276	" 210532 with 200145c, 203101, 210536, 210541 and three 200596f
210775	---	Hook and Bobbin Case complete, Nos. 210533 and 210847
210614	10757	Hook Driving Bevel Pinion (steel), 24 teeth, with two 200378c
200378c	13194	Hook Driving Bevel Pinion Set Screw
210535	10752	Hook Driving Bevel Pinion Shaft
202661	10753	" " " " "
		Belt Pulley with 202324 and two 200378c
200378c	13194	Hook Driving Bevel Pinion Shaft Belt Pulley Set Screw
202324	10757	Hook Driving Bevel Pinion Shaft Belt Pulley Spring Flange
210536	13182	Hook Gib
200596f	13183	" " Screw
203101	---	" Oil Wick
200915f	10757	" Position Screw
210537	10757	" Shaft (hollow)
210615	10757	" " Bevel Gear (steel), 24 teeth, with two 200382c
200382c	13182	Hook Shaft Bevel Gear Set Screw
210539	10757	" " Bushing
210621	---	" " " 210539 with 200931e and 210537
200335c	10755	Hook Shaft Bushing Set Screw ...
200931e	10757	" " Position Screw
210541	15276	" Washer Needle Guard
200145c	13183	" " " " Screw ..
237837	15277	Knee Lifter Connection Lever
210876	---	" " " " 237837 with 202447, 210875 and two 200262H
200262H	15276	Knee Lifter Connection Lever Hinge Screw
202447	15277	Knee Lifter Connection Lever Lift- ing Rod with 202302
202302	13195	Knee Lifter Connection Lever Lift- ing Rod Cotter Pin
210875	15277	Knee Lifter Lifting Lever
200262H	15276	" " " " Hinge Screw

No.	Plate	Name
202976	10761	Needle Bar (hollow) with 200141f
210543	10761	" " Connecting Link
202333	10761	" " " " Stud with 202254
202254	---	Needle Bar Connecting Link Stud Oil Packing (wick)
200383c	10755	Needle Bar Connecting Link Stud Set Screw
200374c	10761	Needle Bar Connecting Link Stud Set Screw
210544	10761	Needle Bar Connecting Stud with 202277
210585	---	Needle Bar Connecting Stud 210544 with 210545
202277	---	Needle Bar Connecting Stud Oil Packing (wick)
210545	10761	Needle Bar Connecting Stud Swivel with 200387c
210725	10753	Needle Bar Crank with 200335c, 200374c, 200383c, 200428c and 202333
203172	10761	Needle Bar Crank Friction Washer
200428c	10761	" " " Position Screw ..
200335c	10755	" " " Set Screw
210726	---	Needle Bar Crank complete, Nos. 202398 to 202400, 210543, 210585 and 210725
210546	13185	Needle Bar Frame with 200070c ..
210542	---	" " " 210546 with 202976
210547	10756	" " " Guide Stud
200334c	10756	" " " " " Set Screw
210548	10756	Needle Bar Frame Hinge Stud
200334c	10756	" " " " " Set Screw
210556	15277	Needle Bar Frame Pitman with 200054e and 202277
210557	10756	Needle Bar Frame Pitman Eccen- tric Stud
200070c	15276	Needle Bar Frame Pitman Eccen- tric Stud Set Screw
202277	---	Needle Bar Frame Pitman Oil Pack- ing (wick)
200054e	10755	Needle Bar Frame Pitman Pinch Screw
200387c	15276	Needle Bar Set Screw
200141f	10761	" Set Screw
202300	10753	" Vibrator Eccentric Regulat- ing (throw) Bracket

No.	Plate	Name
210550	-----	Needle Vibrator Eccentric Regulating (throw) Bracket 202300 with 210552, two each 200256d and 201525E
210551	15279	Needle Vibrator Eccentric Regulating Bracket Cover (plate)
200566d	10756	Needle Vibrator Eccentric Regulating Bracket Cover Screw (4) ...
210552	15279	Needle Vibrator Eccentric Regulating Bracket Flange with two 200383c
200383c	10755	Needle Vibrator Eccentric Regulating Bracket Flange Screw
200256d	10756	Needle Vibrator Eccentric Regulating Bracket Hinge Screw
201525E	10755	Needle Vibrator Eccentric Regulating Bracket Hinge Screw Nut ...
202301	10755	Needle Vibrator Eccentric Regulating Bracket Plunger
202595	10755	Needle Vibrator Eccentric Regulating Bracket Plunger Spring
200607c	10755	Needle Vibrator Eccentric Regulating Bracket Plunger Spring Stop Screw
200256d	10756	Needle Vibrator Eccentric Regulating Bracket Stop Screw
201525E	10755	Needle Vibrator Eccentric Regulating Bracket Stop Screw Nut
210699	15278	Needle Vibrator Gear (spiral) with two 200382c
203172	10761	Needle Vibrator Gear Friction Washer
200382c	13182	Needle Vibrator Gear Set Screw ...
210558	15279	" " " Shaft
210559	10756	" " " " Collar with two 200378c
200378c	13194	Needle Vibrator Gear Shaft Collar Set Screw
210700	15278	Needle Vibrator Pinion (spiral) with two 200382c
200382c	13182	Needle Vibrator Pinion Set Screw
200429c	10755	" " Regulating Screw
200383c	10755	" " " " Check Screw
210553	15279	Needle Vibrator Regulating Spindle with 202583, 202619 and 210554 ...
*202583	-----	Needle Vibrator Regulating Spindle Head
202619	10756	Needle Vibrator Regulating Spindle Head Position Pin

No.	Plate	Name
210554	10756	Needle Vibrator Regulating Spindle Spring (flat)
244033		Presser Bar (hollow)
202335	10751	" " 244033 with 200074E ...
207072	15278	" " Bushing
200352c	15278	" " " Set Screw
202554	15280	" " Lifter
200653c	15280	" " " Hinge Screw ...
210789	15280	" " Lifting Releasing Lever Bracket
200260d	15280	Presser Bar Lifting Releasing Lever Bracket Guide Screw
206608	15280	Presser Bar Lifting Releasing Lever Bracket Spring
202337	15280	Presser Bar Position Guide
202338	15280	" " " " Lever with 200086E
200086E	15280	Presser Bar Position Guide Lever Pinch Screw
200352c	15278	Presser Bar Position Guide Set Screw
202343	10751	Presser Bar Spring
202346	15280	" " " Stop Rod
225832	15276	" " Stop Collar with 200113E
200113E	15276	" " " " Set Screw...
200492e	15280	" " Thumb Screw (pressure regulating)
200475b	15280	Presser Bar Thumb Screw Thumb Set Screw
202355	15276	Presser Bar Thumb Screw Thumb Set Screw Packing (brass)
210819	15282	Presser Foot (left)
210820		" " 210819 with 200175n and 210822
210822	15282	Presser Foot (left) Gather Retainer Spring
200175n	15282	Presser Foot (left) Gather Retainer Spring Screw
210821	15282	Presser Foot (right)
210570	15282	" " Bracket
210571	15282	" " Guide with 200141E ...
200141E	10761	" " " Screw
210574	15282	" " Spring
202512	15282	" " Stop Pin
210823	15282	Presser Foot (hinged) (compensating) complete, Nos. 210570, 210820, 210821, two each 202512, 210571 and 210574

No.	Plate	Name
200074F	15282	Presser Foot Screw
210591	10761	Take-up (auxiliary), for Swivel ...
200132E	10761	" " Screw
202398	10761	" Lever
202399	10761	" " Driving Stud with 202277
202277	...	" " " " Oil Packing (wick)
202400	10761	Take-up Lever Hinge Stud with 202423
202423	...	Take-up Lever Hinge Stud Oil Packing (wick)
200383C	10755	Take-up Lever Hinge Stud Set Screw
202401	10761	Take-up Lever Oiling Felt
200132E	10761	" " " " Screw ..
244007	10762	Tension Disc (back)
244008	10762	" " (front)
202404	10762	" Release Plunger
202405	10762	" " Washer
202407	10881	" Spring
200625F	10762	" Stud with 204925
200061C	15276	" " Set Screw
204925	15280	" " Washer
201572B	10881	" Thumb Nut
202409	10762	Tension complete, Nos. 200625F, 201572B, 202405, 202407, 202410, 244007 and 244008
202410	10762	Thread Controller Spring
202411	10762	" " " Stop
200132E	10761	" " " " Screw
210593	10756	" Guide (lower)
224387	15280	" "
210595	10756	" " (on side of Arm)
202412	10756	" " (on top of Arm)
210592	10756	" " (upper)
200172H	10756	" " Screw
200582H	10756	" " " (2)
202091	10762	" Retainer Sleeve
202092	10762	" " Spring
204058	10762	" " Stud
200366H	10762	" " " Set Screw
204059	10762	Thread Retainer complete, Nos. 202091, 202092 and 204058
210832	15282	Throat Plate, 53 needle hole, for needle sizes 12 and 13
200577H	13182	Throat Plate Screw (2)

LIST OF PARTS COMPLETE.

FOR

MACHINE No. 107w7

HIGH SPEED ZIGZAG

TRANSVERSE ROTARY HOOK. LOCK STITCH

Has Gathering Feed, for Attaching Lace or Beading to
Knitted Underwear and Trimming the Under
Material at One Operation

No.	Plate	Name
*233045		Arm
203087	10751	" Cap
200278H	10755	" " Screw
202248	10755	" " " Washer
203089	10751	" " Spool Holder Base
203090	...	" " " " " 203089 with 200079H and 204296
200585H	13182	Arm Cap Spool Holder Base Screw
204296	10751	" " " " Wire
200079H	13182	" " " " " Hinge Screw
203088	10751	Arm Cap and Spool Holder com- plete, Nos. 203087, 203090 and two 200585H
204235	10755	Arm Position Pin (2)
200010C	10755	" Screw (3)
202005	10755	" " Washer (3)
233046	13181	" Shaft with 200357E and 203100
223607	13185	" " Bushing (back) with 202260
202260		Arm Shaft Bushing (back) Oil Packing (wick)
200338C	10755	Arm Shaft Bushing (back) Set Screw
207080	10753	Arm Shaft Bushing (front) with 202244
202244		Arm Shaft Bushing (front) Oil Packing (wick)
200502B	10755	Arm Shaft Bushing (front) Oil Packing Thumb Screw
200341C	10755	Arm Shaft Bushing (front) Set Screw

No.	Plate	Name
210503	10753	Arm Shaft Connection Belt
202635	10753	" " " " Pulley with 200327c, 200602e and two 202253
200602e	10755	Arm Shaft Connection Belt Pulley Position Screw
200327c	10755	Arm Shaft Connection Belt Pulley Set Screw
202253	10757	Arm Shaft Connection Belt Pulley Spring Flange
203100		Arm Shaft Oil Packing (wick)
200357e	10755	" " " " Stop Screw ..
202255	10752	Balance Wheel (belt groove 2 1/2 in. diam.) with 200328c and 200335c
200328c	10755	Balance Wheel Position Screw ...
200335c	10755	" " Set Screw
*210850		Bed
202258	10751	" Hinge Connection (2)
200570e	10755	" " " Screw (4)
233048	13185	" Oil Cover
200161b	15276	" " " Screw (2)
210505	10751	" Plate (back)
200577u	13182	" " " Screw (2)
210616	10751	" Slide (front)
210530	13182	Bobbin
210846	10736	" Case Base
210729	10736	" " Cap with 200592c, 201016e and 210845
210915	10736	Bobbin Case Cap complete, Nos. 200964e, 210729, 210736 and 210914
210913	10736	Bobbin Case Latch
210914		" " " 210913 with 210734 and 210735
210735	13182	Bobbin Case Latch Fulcrum Pin ..
210734	13182	" " " Lever
210736	13182	" " " Spring
200964e	13182	" " " Stop Screw
210764	13182	" " Stop
200076b	13182	" " " Screw
210845	13182	" " Tension Spring
201016e	10736	" " " " Regulat- ing Screw
200592c	13194	Bobbin Case Tension Spring Screw
210847	10736	Bobbin Case complete, Nos. 210846 and 210915
210851	13193	Face Plate
202135	10755	" " Position Pin
200462n	10755	" " Thumb Screw

No.	Plate	Name
210794	10739	Feed Bar with 200362c
210793		" " 210794 with 210796 and 210807
210852	15277	Feed Bar (auxiliary) with 200362c
210853		" " 210852 with 210796 and 210808
210796	10739	Feed Bar Hinge Pin
210796	10739	" " " " (auxiliary) ...
210835	10739	" " Slide Block
210797	10739	" " " " (auxiliary) ..
210836	10739	" " " " Crank with 200048b
210834		Feed Bar Slide Block Crank 210836 with 200939c, 201528e, 210797 and 210835
200048b	13194	Feed Bar Slide Block Crank Pinch Screw
200939c	10739	Feed Bar Slide Block Hinge Screw Stud (eccentric)
201528e	13194	Feed Bar Slide Block Hinge Screw Stud Nut
200362c	13194	Feed Bar Set Screw
200362c	13194	" " " " (auxiliary)
210854	13191	" Dog
210855	13191	" " (auxiliary)
200106e	10755	" " Screw (auxiliary) (2) ..
200106e	10755	" " " (2)
202300	10753	" Driving Eccentric Regulating Bracket
203098	10753	Feed Driving Eccentric Regulating Bracket 202300 with 202635, two each 201014c and 201525e
201014c	13182	Feed Driving Eccentric Regulating Bracket Hinge Screw
201525e	10755	Feed Driving Eccentric Regulating Bracket Hinge Screw Nut
202301	10755	Feed Driving Eccentric Regulating Bracket Plunger
202595	10755	Feed Driving Eccentric Regulating Bracket Plunger Spring
200607c	10755	Feed Driving Eccentric Regulating Bracket Plunger Spring Stop Screw
201014c	13182	Feed Driving Eccentric Regulating Bracket Stop Screw
201525e	10755	Feed Driving Eccentric Regulating Bracket Stop Screw Nut
200429c	10755	Feed Driving Eccentric Regulating Screw

No.	Plate	Name
200383c	10755	Feed Driving Eccentric Regulating Screw Check Screw
210800	10740	Feed Driving Connection with 200061b and 202277
210801	- - -	Feed Driving Connection 210800 with 200545c, 201518e and 210802
210802	10740	Feed Driving Connection (auxiliary)
210803	10739	" " " Crank with 200038c
210804	13194	Feed Driving Connection Crank (auxiliary) (indexed) with 200038c
200938c	10739	Feed Driving Connection Crank Hinge Stud (auxiliary)
210806	13194	Feed Driving Connection Crank Hinge Stud Index Washer (auxiliary)
201518e	10755	Feed Driving Connection Crank Hinge Stud Nut (auxiliary)
210805	13194	Feed Driving Connection Crank Hinge Stud Washer (auxiliary)...
200038c	13194	Feed Driving Connection Crank Pinch Screw
200038c	13194	Feed Driving Connection Crank Pinch Screw (auxiliary)
200545c	13194	Feed Driving Connection Hinge Screw
200545c	13194	Feed Driving Connection Hinge Screw (auxiliary)
201518e	10755	Feed Driving Connection Hinge Screw Nut
201518e	10755	Feed Driving Connection Hinge Screw Nut (auxiliary)
202277	- - -	Feed Driving Connection Oil Packing (wick)
200061b	15276	Feed Driving Connection Pinch Screw
210807	10740	Feed Driving Rock Shaft
210808	10740	" " " " (auxiliary)
210809	13194	" " " " Bushing
200363c	10736	" " " " " Set Screw
203244	13194	Feed Driving Rock Shaft Stop Collar with two 200393c
210833	13194	Feed Driving Rock Shaft Stop Collar (auxiliary) with two 200383c
200393c	13194	Feed Driving Rock Shaft Stop Collar Set Screw
200383c	10755	Feed Driving Rock Shaft Stop Collar Set Screw (auxiliary)

No.	Plate	Name
202306	10752	Feed Lifting Connection with 200054e and 202277
*210645	- - -	Feed Lifting Connection Crank
210589	13194	" " " " " 210645 with 200050c and 200378c
200050c	13194	Feed Lifting Connection Crank Pinch Screw
200378c	13194	Feed Lifting Connection Crank Set Screw
202307	13194	Feed Lifting Connection Eccentric with 200382c and 200437c
200437c	13194	Feed Lifting Connection Eccentric Position Screw
200382c	13182	Feed Lifting Connection Eccentric Set Screw
200545c	13194	Feed Lifting Connection Hinge Screw
201518e	10755	Feed Lifting Connection Hinge Screw Nut
202277	- - -	Feed Lifting Connection Oil Packing (wick)
200054e	10755	Feed Lifting Connection Pinch Screw
210531	10752	Feed Lifting Rock Shaft (hollow) and Hook Driving Shaft Bearing
202625	13194	Feed Lifting Rock Shaft Stop Collar with two 200383c
200383c	10755	Feed Lifting Rock Shaft Stop Collar Set Screw
202310	10753	Feed Regulating Spindle with 202311, 202443 and 202619
*202311	- - -	Feed Regulating Spindle Head
202443	13195	" " " " Pin
202619	10756	" " " " Position Pin
*210532	- - -	Hook (sewing)
233056	13182	" 210532 with 200145c, 203101, 210536, 233058 and three 200596c
233057	13182	Hook and Bobbin Case complete, Nos. 210847 and 233056
210614	10757	Hook Driving Bevel Pinion (steel), 24 teeth, with two 200378c
200378c	13194	Hook Driving Bevel Pinion Set Screw
210535	10752	Hook Driving Bevel Pinion Shaft
202661	10753	" " " " " Belt Pulley with 202324 and two 200378c
200378c	13194	Hook Driving Bevel Pinion Shaft Belt Pulley Set Screw

No.	Plate	Name
202324	10757	Hook Driving Bevel Pinion Shaft Belt Pulley Spring Flange
210536	13182	Hook Gib
200596e	13184	" " Screw
203101	---	" Oil Wick
200915e	10757	" Position Screw
210537	10757	" Shaft (hollow)
210615	10757	" " Bevel Gear (steel), 24 teeth, with two 200382c
200382c	13182	Hook Shaft Bevel Gear Set Screw
210539	10757	" " Bushing
210621	---	" " " 210539 with 200931e and 210537
200335e	10755	Hook Shaft Bushing Set Screw
200363e	10736	" " " " " "
202355	15276	" " " " " " Pack- ing (brass)
200931e	10757	Hook Shaft Position Screw
233058	15276	" Washer Needle Guard
200145e	13184	" " " " " Screw
237837	15277	Knee Lifter Connection Lever
210876	---	" " " " " 237837 with 202447, 210875 and two 200262n
200262n	15276	Knee Lifter Connection Lever Hinge Screw
202447	15277	Knee Lifter Connection Lever Lift- ing Rod with 202302
202302	13195	Knee Lifter Connection Lever Lift- ing Rod Cotter Pin
210875	15277	Knee Lifter Lifting Lever
200262n	15276	" " " " " Hinge Screw
233059	13183	Knife
233060	13183	" Driving Eccentric with 200373c and 200380e
233061	13183	Knife Driving Eccentric Connection with two 145e
201059e	15276	Knife Driving Eccentric Connection Hinge Screw
145e	13183	Knife Driving Eccentric Connection Screw
200373c	13183	Knife Driving Eccentric Position Screw
200380e	15276	Knife Driving Eccentric Set Screw
233097	13181	" " Lever with 200076e ..
233063	13185	" " " Bracket with 200364e
205508	13183	Knife Driving Lever Bracket Posi- tion Pin (2)

No.	Plate	Name
200030n	13183	Knife Driving Lever Bracket Screw (2)
233064	13183	Knife Driving Lever Driving Con- nection
233065	13185	Knife Driving Lever Driving Con- nection Bracket
201256b	13183	Knife Driving Lever Driving Con- nection Bracket Screw (3)
200062n	13183	Knife Driving Lever Driving Con- nection Screw
233094	13195	Knife Driving Lever Driving Con- nection Slide Block
233067	13183	Knife Driving Lever Driving Con- nection Slide Block Crank with 200403c and 201054e
201054e	13183	Knife Driving Lever Driving Con- nection Slide Block Crank Posi- tion Screw
200403c	10761	Knife Driving Lever Driving Con- nection Slide Block Crank Set Screw
233068	13183	Knife Driving Lever Driving Con- nection Slide Block Link
201282f	13182	Knife Driving Lever Driving Con- nection Slide Block Link Hinge Screw
233098	13195	Knife Driving Lever Hinge Stud (eccentric)
200364e	13184	Knife Driving Lever Hinge Stud Set Screw
233071	13184	Knife Driving Lever Pitman
233072	---	" " " " 233071 with 1518e, 1697c, 1698c, 38446 and 222023
*38444	---	Knife Driving Lever Pitman End Bearing (lower)
38446	13184	Knife Driving Lever Pitman End Bearing 38444 with 42524, 50016c and two 175e
50016c	13184	Knife Driving Lever Pitman End Bearing (lower) Ball Screw Stud
1518e	13184	Knife Driving Lever Pitman End Bearing (lower) Ball Screw Stud Nut
*42524	----	Knife Driving Lever Pitman End Bearing (lower) Cap
175e	15276	Knife Driving Lever Pitman End Bearing (lower) Cap Screw
1698c	13184	Knife Driving Lever Pitman End Bearing (lower) Check Nut

No.	Plate	Name
*38443		Knife Driving Lever Pitman End Bearing (upper)
222023	13184	Knife Driving Lever Pitman End Bearing 38443 with 679c, 42525 and two 175E
679c	13184	Knife Driving Lever Pitman End Bearing (upper) Ball Screw Stud
*42525		Knife Driving Lever Pitman End Bearing (upper) Cap
175E	15276	Knife Driving Lever Pitman End Bearing (upper) Cap Screw
1697c	13184	Knife Driving Lever Pitman End Bearing (upper) Check Nut
200076c	13182	Knife Screw
233073	13184	" Throw out Crank
200574b	13184	" " " Screw (2) ..
233074	13184	" " " Shaft
233075	13184	" " " " Spring
233076	13184	" " " " " Washer
233077	13184	Knife Throw-out Crank Shaft Stop Plunger
233078	13184	Knife Throw-out Crank Shaft Stop Plunger Spring
200383c	10755	Knife Throw-out Crank Shaft Stop Plunger Spring Stop Screw
233079	13184	Knife Throw-out Handle with 200084f
200084f	13184	Knife Throw-out Handle Pinch Screw
233080	13181	Knife Throw-out Shaft
233081	15276	" " " Bracket ...
202602	15276	" " " " " Position Pin (2)
200051f	15276	Knife Throw-out Shaft Bracket Screw (2)
225832	15276	Knife Throw-out Shaft Collar with 200113f
200113f	15276	Knife Throw-out Shaft Collar Set Screw
233082	15276	Knife Throw-out Shaft Crank with 200403c and 201054f
233083	15276	Knife Throw-out Shaft Crank Link
201107c	15276	" " " " " Hinge Screw (2)
201054f	13184	Knife Throw-out Shaft Crank Position Screw
200403c	10761	Knife Throw-out Shaft Crank Set Screw

No.	Plate	Name
52840	13195	Lace Guide Pin
52841	13195	" Guiding Roller (wood)
210856	13193	" " " Arm with 50235b and two 52840
200110b		Lace Guiding Roller Arm Screw (2)
201537a		" " " " " Nut (2)
210857	13193	Lace Guiding Roller Arm complete, Nos. 1560b, 13710, 32572, 52841, 52843 and 210856
52843		Lace Guiding Roller Friction Washer
13710	13195	Lace Guiding Roller Tension Spring
1560b	13195	" " " " " Thumb Nut
32572	13195	Lace Guiding Roller Tension Spring Washer
50235b	13195	Lace Guiding Roller Screw Stud ..
202976	10761	Needle Bar (hollow) with 200141f ..
210543	10761	" " Connecting Link
202333	10761	" " " " " Stud with 202254
202254		Needle Bar Connecting Link Stud Oil Packing (wick)
200383c	10755	Needle Bar Connecting Link Stud Set Screw
200374c	10761	Needle Bar Connecting Link Stud Set Screw
210544	10761	Needle Bar Connecting Stud with 202277
210585		Needle Bar Connecting Stud 210544 with 210545
202277		Needle Bar Connecting Stud Oil Packing (wick)
210545	10761	Needle Bar Connecting Stud Swivel with 200387c
210525	10753	Needle Bar Crank with 200335c, 200374c, 200383c, 200428c and 202333
203172	10761	Needle Bar Crank Friction Washer
200428c	10761	" " " Position Screw ..
200335c	10755	" " " Set Screw
210725		Needle Bar Crank complete, Nos. 202398 to 202400, 210543, 210585 and 210725
210546	13185	Needle Bar Frame with 200070c ..
210542		" " " 210546 with 202976 ..
210547	10756	" " " Guide Stud
200334c	10756	" " " " " Set Screw

No.	Plate	Name
210548	10756	Needle Bar Frame Hinge Stud
200334c	10756	" " " " " Set Screw
210705	15279	Needle Bar Frame Pitman
210706	-----	" " " " " 210705 with 202277, 210712, 224353, two each 200919c and 201522e
210557	10756	Needle Bar Frame Pitman Eccentric Stud
200070c	15276	Needle Bar Frame Pitman Eccentric Stud Set Screw
202277		Needle Bar Frame Pitman Oil Packing (wick)
200387c	15276	Needle Bar Set Screw
200141e	10761	" Set Screw
210779	15278	" Vibrator Cam
210780	-----	" " " 210779 with 200378c and 200383c
200378c	13194	Needle Vibrator Cam Set Screw
200383c	10755	" " " " "
210718	15279	" " " Shaft
210551	15279	" " " " Bearing and Cover
200566d	10756	Needle Vibrator Cam Shaft Bearing and Cover Screw (4)
210559	10756	Needle Vibrator Cam Shaft Collar with two 200378c
200378c	13194	Needle Vibrator Cam Shaft Collar Set Screw
210712	15278	Needle Vibrator Crank with 200378c and 200917c
224353	15278	Needle Vibrator Crank Link
200919c	15278	" " " " Hinge Screw (lower or upper)
201522e	13182	Needle Vibrator Crank Link Hinge Screw (lower or upper) Nut
210723	15278	Needle Vibrator Crank Link Oil Tube
200917c	15278	Needle Vibrator Crank Position Screw
200378c	13194	Needle Vibrator Crank Set Screw
210711	15278	" " " Shaft
210699	15278	" " Gear (spiral) with two 200382c
203172	10761	Needle Vibrator Gear Friction Washer
200382c	13182	Needle Vibrator Gear Set Screw
210700	15278	" " Pinion (spiral) with two 200382c

No.	Plate	Name
200382c	13182	Needle Vibrator Pinion Set Screw
210770	15279	" " Regulating Lever with 200378c and 200917c
210781	15279	Needle Vibrator Regulating Lever Position Bracket (indexed) with 200326c, 200378c, 200917c and 201531e
200917c	15278	Needle Vibrator Regulating Lever Position Bracket Position Screw
200378c	13194	Needle Vibrator Regulating Lever Position Bracket Set Screw
200326c	15278	Needle Vibrator Regulating Lever Position Bracket Stop Screw
201531e	15278	Needle Vibrator Regulating Lever Position Bracket Stop Screw Nut
200917c	15278	Needle Vibrator Regulating Lever Position Screw
200378c	13194	Needle Vibrator Regulating Lever Set Screw
210772	15278	Needle Vibrator Regulator Lever Slide
201556d	15278	Needle Vibrator Regulating Lever Slide Thumb Nut
244033		Presser Bar (hollow)
202335	10751	" " 244033 with 200074e
207072	15278	" " Bushing
200352c	15278	" " " Set Screw
202554	15280	" " Lifter
200653c	15280	" " " Hinge Screw
210789	15280	" " Lifting Releasing Lever Bracket
200260d	15280	Presser Bar Lifting Releasing Lever Bracket Guide Screw
206608	15280	Presser Bar Lifting Releasing Lever Bracket Spring
202337	15280	Presser Bar Position Guide
202338	15280	" " " " Lever with 200086e
200086e	15280	Presser Bar Position Guide Lever Pinch Screw
200352c	15278	Presser Bar Position Guide Set Screw
202343	10751	Presser Bar Spring
202346	15280	" " " Stop Rod
200492B	15280	" " Thumb Screw (pressure regulating)
200475B	15280	Presser Bar Thumb Screw Thumb Set Screw
202355	15276	Presser Bar Thumb Screw Thumb Set Screw Packing (brass)

No.	Plate	Name
210858	13193	Presser Foot Edge Guide
200172n	10756	" " " " Screw ..
230795	15280	" " Hinge Pin
210859	13191	" " Lace Guide
200172n	10756	" " " " Screw ..
210860	" " Plate
210861	13191	" " Roller, for fine lace..
200074e	15282	" " Screw
202923	" " Shank
210862	13191	Presser Foot (hinged) complete, for fine lace, Nos. 202923, 210858 to 210861, 230795 and two 200172n
210591	10761	Take-up (auxiliary), for swivel ...
290132e	10761	" " Screw
202398	10761	" Lever
202399	10761	" " Driving Stud with 202277
202277	Take-up Lever Driving Stud Oil Packing (wick)
202400	10761	Take-up Lever Hinge Stud with 202423
202423	Take-up Lever Hinge Stud Oil Packing (wick)
200383e	10755	Take-up Lever Hinge Stud Set Screw
202401	10761	Take-up Lever Oiling Felt
200132e	10761	" " " " Screw..
244007	10762	Tension Disc (back)
244008	10762	" " (front)
202404	10762	" Release Plunger
202405	10762	" " Washer
202407	10881	" Spring
200625e	10762	" Stud with 204925
200061e	15276	" " Set Screw
204925	15280	" " Washer
201572n	10881	" Thumb Nut
202409	10762	Tension complete, Nos. 200625e, 201572n, 202405, 202407, 202410, 244007 and 244008
202410	10762	Thread Controller Spring
202411	10762	" " " " S C o p
200132e	10761	" " " " " Screw

No.	Plate	Name
210593	10756	Thread Guide (lower)
224387	15280	" "
200172n	10756	" " Screw
210595	10756	" " (on side of Arm)
262442	10756	" " (on top of Arm)
210592	10756	" " (upper)
200582n	10756	" " Screw (2)
202091	10762	" Retainer Sleeve
202092	10762	" " Spring
204058	10762	" " Stud
200366n	10762	" " " Set Screw
204059	10762	Thread Retainer complete, Nos. 202091, 202092 and 204058
210869	Throat Plate, 53 needle hole, for needle sizes 12 and 13
233090	13195	Throat Plate Knife Cutting Plate
200583n	13195	" " " " " Screw
200577n	13182	Throat Plate Screw (2)
210870	13192	Throat Plate complete, 53 needle hole, for needle sizes 12 and 13, Nos. 200583n, 210869 and 233090

ACCESSORIES

FOR MACHINE No. 107w4

No.	Plate	Name
200157b	15281	Attachment Screw
210530	13182	Bobbin
*225482	---	" Case Screw Driver Blade ...
*225483	---	" " " " Handle ...
225497	12345	Bobbin Case Screw Driver complete, Nos. 225482 and 225483 ...
135 x 5	---	Needles, three each, sizes 12 and 14
228212	---	Drip Pan with four 1 in. wire nails
41400	12345	Machine Rest Pin (wood)
120342	12345	Oiler (copper plated) with 120343
120343	12345	" Spout, 3½ in. long, for 120342
*225484	---	Screw Driver Blade
*225485	---	" " Handle
225498	12345	Screw Driver complete (7½ in. long), Nos. 225484 and 225485 ...
225554	12345	Wrench (steel)

BOBBIN WINDER

225453	10884	Frame with 202277 and 225438
225454	10884	" Hinge Pin
202277	---	" Oil Packing (wick)
225438	10884	" " Well Cap
225455	10884	" Spring
225456	10884	" " Plunger
202473	10885	Pulley with 200380c
200380c	15276	" Set Screw
225381	10884	Spindle
225444	10884	Stop Latch
200056e	10884	" " Screw
225458	10884	" " Thumb Lever
225459	10884	" " " " Hinge Stud
225459	10884	" " " " Joint Stud
202478	10884	" " Trip Lever
200299n	10884	" " " " Hinge Screw
225461	10881	Tension Bracket with 201499n
200082b	10881	" " Screw
228026	10884	" " " Washer
2102	10881	" Disc
202407	10881	" Spring
201499n	10881	" Stud
201572n	10881	" " Thumb Nut

No.	Plate	Name
225462	10881	Bobbin Winder Tension Bracket complete, Nos. 201572n, 202407, 225461 and two 2102
225433	10885	Bobbin Winder and Tension Bracket Base
225382	10885	Universal Bobbin Winder complete, Nos. 200056e, 200082b, 200299n, 202473, 202478, 225381, 225433, 225444, 225453 to 225456, 225458, 225462, 228026, two each 225459 and wood screws ¾ in., No. 12, R.H.B.

KNEE LIFTER

2763	13395	Rock Shaft
228278	13395	" " Hanger (back) with 356c
228280	13395	" " " (front) with two 356c
228279	13395	Rock Shaft Hanger 228278 with 202452 and 228282
228281	13395	Rock Shaft Hanger 228280 with 202452 and 228282
228282	13395	Rock Shaft Hanger Bracket with two wood screws ¾ in., No. 12 ...
202452	---	Rock Shaft Hanger Hinge Pin ...
228283	13395	" " Lifting Lever with two 356c
227728	13395	Rock Shaft Lifting Lever Rod with 227729
227729	---	Rock Shaft Lifting Lever Rod Cap
356c	---	" " " " " Set Screw
356c	---	Rock Shaft Lifting Lever Set Screw
202455	13395	" " Knee Arm
356c	---	" " " " Set Screw ...
228281	13395	" " " Plate with 356c ...
356c	---	" " " " Set Screw ...
356c	---	" " " " Set Screw
228285	13395	Rock Shaft complete, Nos. 2763, 202455, 227728, 228279, 228281, 228283 and 228284

(Other Knee Lifter Parts are listed with parts of machine head)

FOR MACHINE No. 107w7

Same as Machine No. 107w4 with the following exceptions:

No.	Plate	Name
233059	13184	Knife
233090	13195	Throat Plate Knife Cutting Plate... (200157b Attachment Screw, not used)

ARM CAP AND THREAD GUIDE

210848	13193	Arm Cap
223604	15281	" " Thread Guide
223605		" " " " 223604 with 210991 and two 200179u
210991	15281	Arm Cap Thread Guide Latch Spring
200179u	15281	Arm Cap Thread Guide Latch Spring Screw
200172u	10756	Arm Cap Thread Guide Screw
210849	13193	Arm Cap and Thread Guide com- plete, Nos. 210848, 223605 and two 200172u

SPOOL HOLDER

No.	Plate	Name
25362		Spool Holder Ball, size $\frac{3}{8}$ inch
204100	15281	" " " Bearing Cup ...
210825	15281	" " " " " Po- sition Spring
204101	15281	Spool Holder Ball Cap
204102	15281	" " " Retaining Spring
227553	- -	Spool Holder Ball Cup complete, Nos. 204100 to 204102 and thirteen 25362
210824	10782	Spool Holder Base with 200383c ..
210826	10782	" " Rod
200383c	10755	" " " Set Screw
210827	10782	" " Tension Disc
210828	10782	" " " Spring
210829	10782	" " " " Collar with 200731e
200731e	15281	Spool Holder Tension Spring Collar Thumb Screw
210831	10782	Spool Holder complete, Nos. 210824 to 210829, 227553 and three wood screws 1 in., No. 12

LACE GUIDES

FOR MACHINE No. 107w4

Lace Guide (lower) for Abutting Lace Against
a Garment

210810	10750	Lace Guide
210814	10750	" " (swing) Bracket
200157b	15281	" " " " Screw ..
200457b	15281	" " Hinge Screw
201526e	15281	" " " " Nut
226071	15281	" " " " Spring Washer
210815	15281	Lace Guide Position Stop
200137u	15281	" " " " Screw ..

No.	Plate	Name
210811	10750	Lace Guide complete, for abutting lace against a garment, Nos. 200157r, 201526E, 210810, 210811, 210815, 226071 and two 200137u

Lace Guide (lower) for Overlapping a Garment with Lace

210812	-	Lace Guide
210814	10750	" " (swing) Bracket
200157r	15281	" " " " Screw ..
200157r	15281	" " Hinge Screw
201526E	15281	" " " " Nut
226071	15281	" " " " Spring Washer
210815	15281	Lace Guide Position Stop
200137r	15281	" " " " Screw ..
210813	10750	Lace Guide complete, for overlapping a garment with lace, Nos. 200157r, 201526E, 210812, 210814, 210815, 226071 and two 200137u..

Lace Guide (upper)

210816	10750	Lace Guide with 200862E
210817	10750	" " Bracket (also Thread Guide)
210818	-	Lace Guide Bracket 210817 with 201581r and 210816
200160r	15281	Lace Guide Bracket Screw
200862E	15281	" " Screw Stud
201581r	15281	" " " " Wing Nut..
210837	-	Automatic Lace Guide Combination complete, Nos. 200160r, 210811, 210818 and 210831, for abutting..
210838	-	Automatic Lace Guide Combination complete, Nos. 200160r, 210813, 210818 and 210831, for overlapping

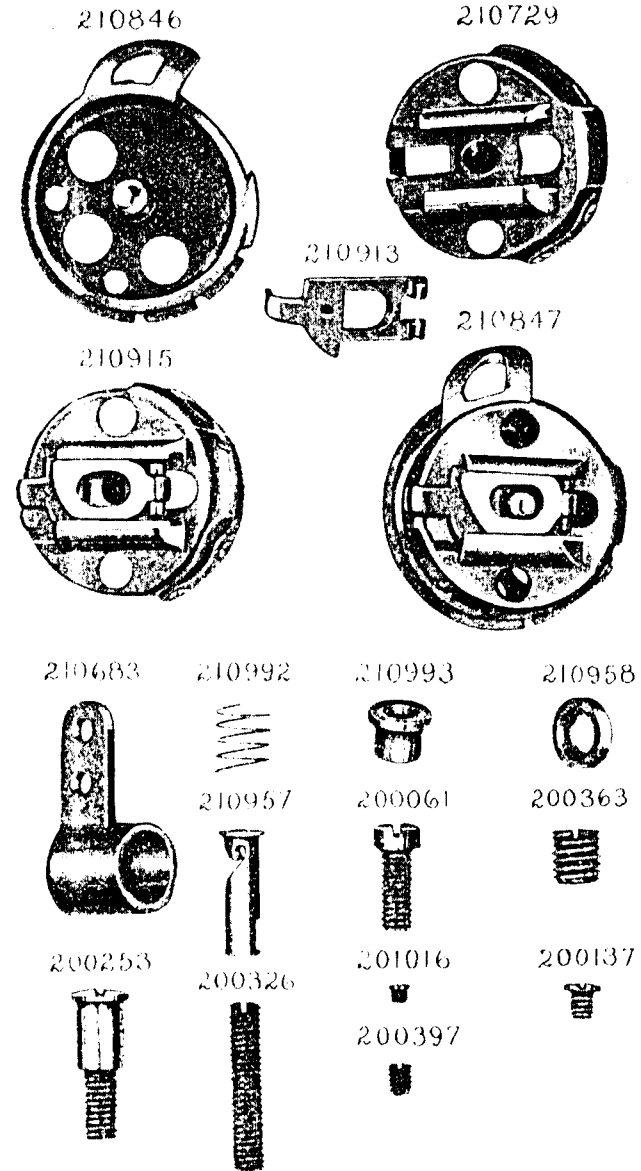
PRESSER FEET

FOR MACHINE No. 107w7

No.	Plate	Name
210858	13191	Presser Foot Edge Guide
200172u	10756	" " " " Screw ..
230795	15280	" " Hinge Pin
210859	13191	" " Lace Guide
200172u	10756	" " " " Screw ..
210860	-	" " Plate
210863	13191	" " Roller, for coarse lace
202923	"	" " Shank
210864	15281	Presser Foot (hinged) complete, for coarse lace, Nos. 202923, 210858 to 210860, 210863, 230795 and two 200172u
210865	13192	Presser Foot Edge Guide
200172u	10756	" " " " Screw ..
230795	15280	" " Hinge Pin
210866	"	" " Plate
202923	"	" " Shank
210867	13192	" " Tubing Guide, for tubing from $\frac{3}{8}$ to $\frac{7}{8}$ in. wide, in steps of $\frac{1}{8}$ inch
200172u	10756	Presser Foot Tubing Guide Screw..
210868	13192	Presser Foot (hinged) complete, for silk or knit tubing from $\frac{3}{8}$ to $\frac{7}{8}$ in. wide, in steps of $\frac{1}{8}$ in., Nos. 202923, 210865 to 210867, 230795 and two 200172u

GRINDER

No.	Plate	Name
For Grinding Throat Plate Knife Cutting Plate		
206977	----	Emery Wheel, 2 in. diameter
206962	10957	" " Driving Shaft
201510b	10957	" " " " Nut
204101	15281	" " " " "
		Washer
206963	10957	Emery Wheel Driving Shaft Pulley with two 200403c
200403c	10761	Emery Wheel Driving Shaft Pulley Set Screw
206969		Emery Wheel Washer (paper) ...
206964	10957	Frame with two 54897
	54897	" Oil Cup
233106	15279	Slide Bracket with 200394c, 200457b and 200577u
200457b	10957	Slide Bracket Adjusting Screw
206966	10957	" " " " Slide Plate
200577u	13182	Slide Bracket Adjusting Screw Slide Plate Screw
200394c	10957	Slide Bracket Set Screw
206967	10957	" " Shaft
200577u	13182	Throat Plate Knife Cutting Plate Screw
233105		Grinder complete, Nos. 200577u, 201510b, 204101, 206962 to 206964, 206966, 206967, 206977, 233106 and two 206969



OBSOLETE PARTS

202245	10753	Arm Shaft Bushing (front) with 202036 and 202260
--------	-------	--

PLATE 10739 -FULL SIZE

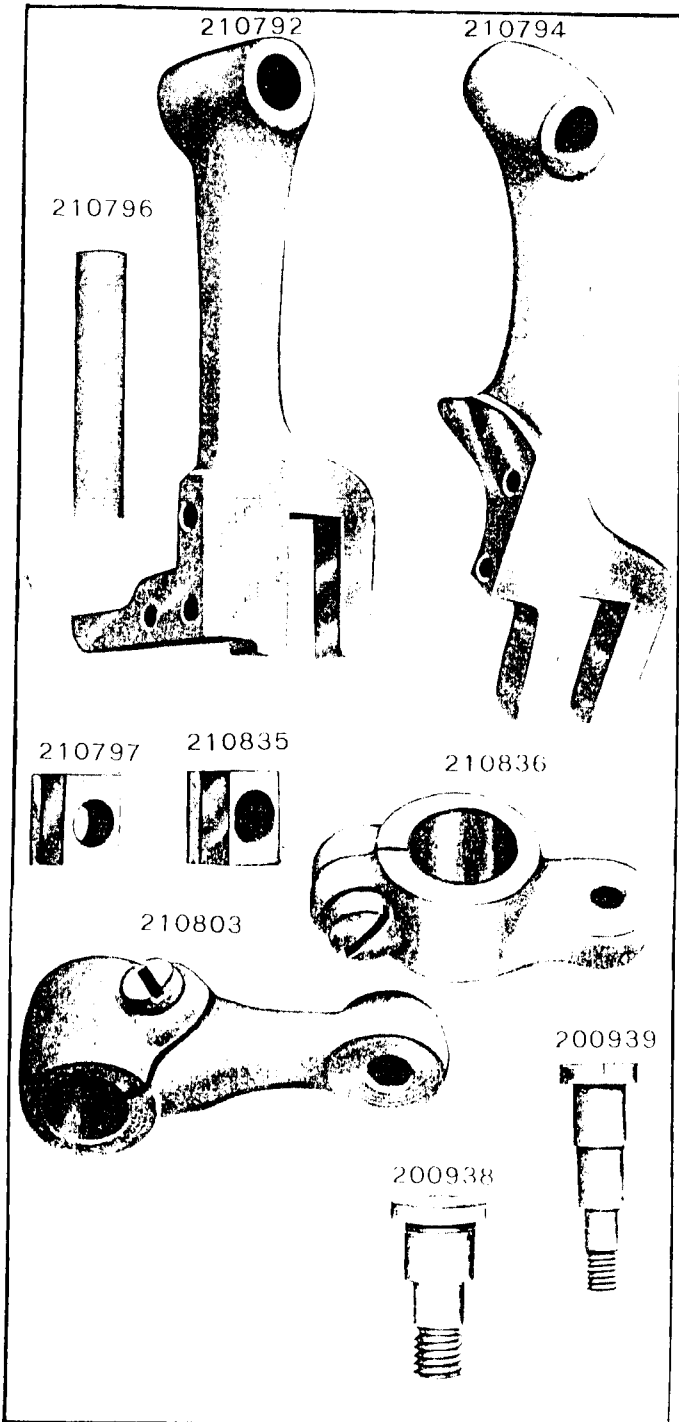


PLATE 10740 -ONE-HALF SIZE

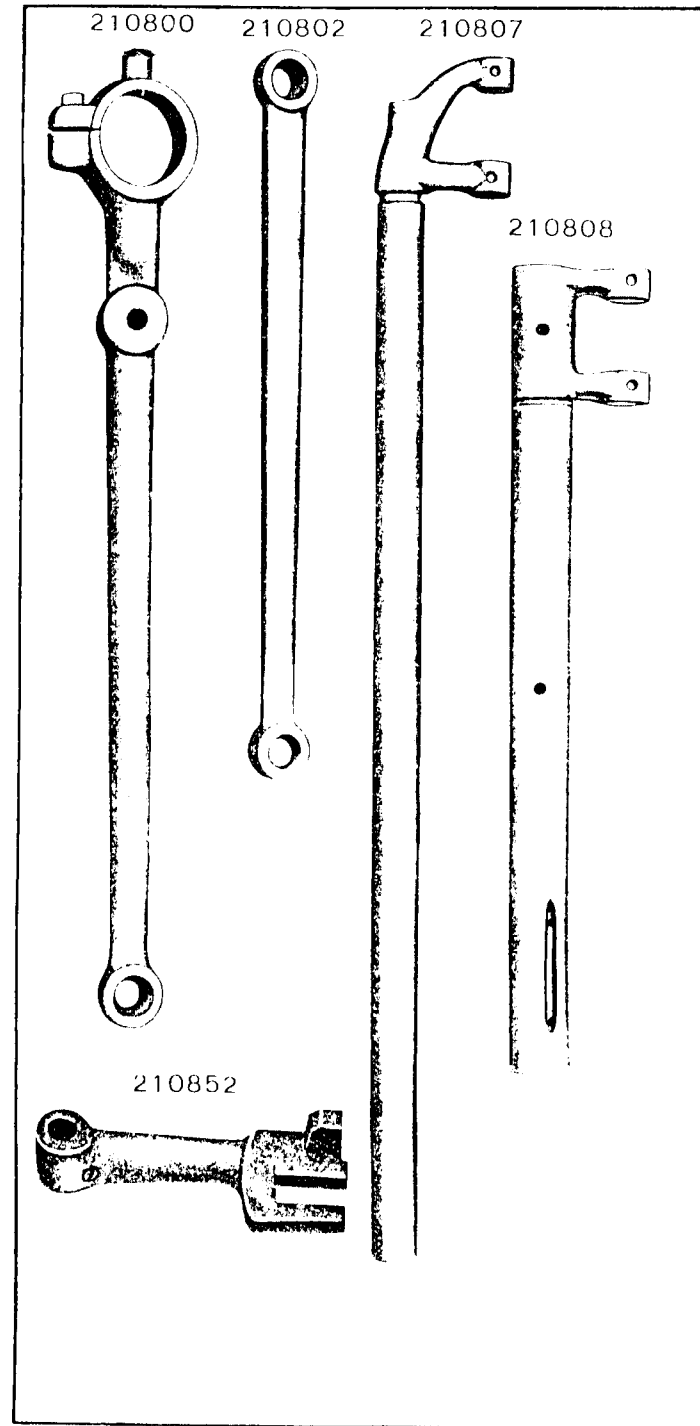


PLATE 10750 -ONE-HALF SIZE

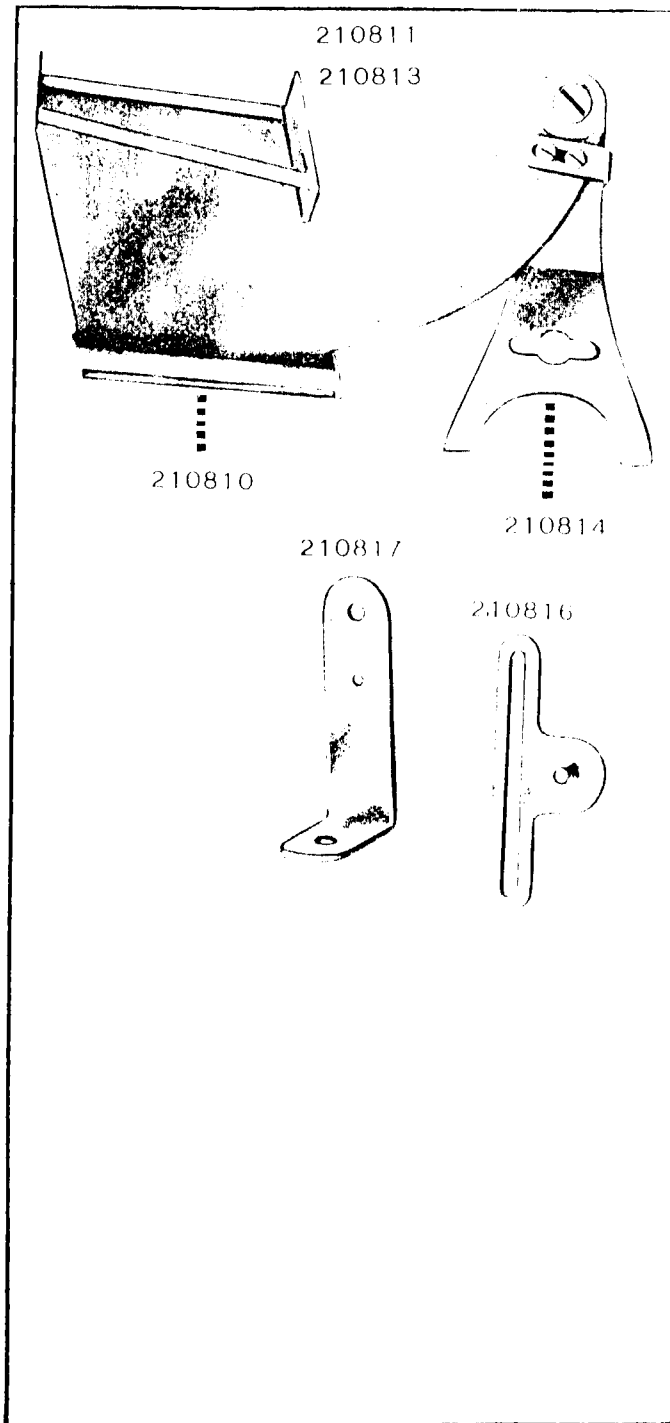


PLATE 10751 -ONE-HALF SIZE

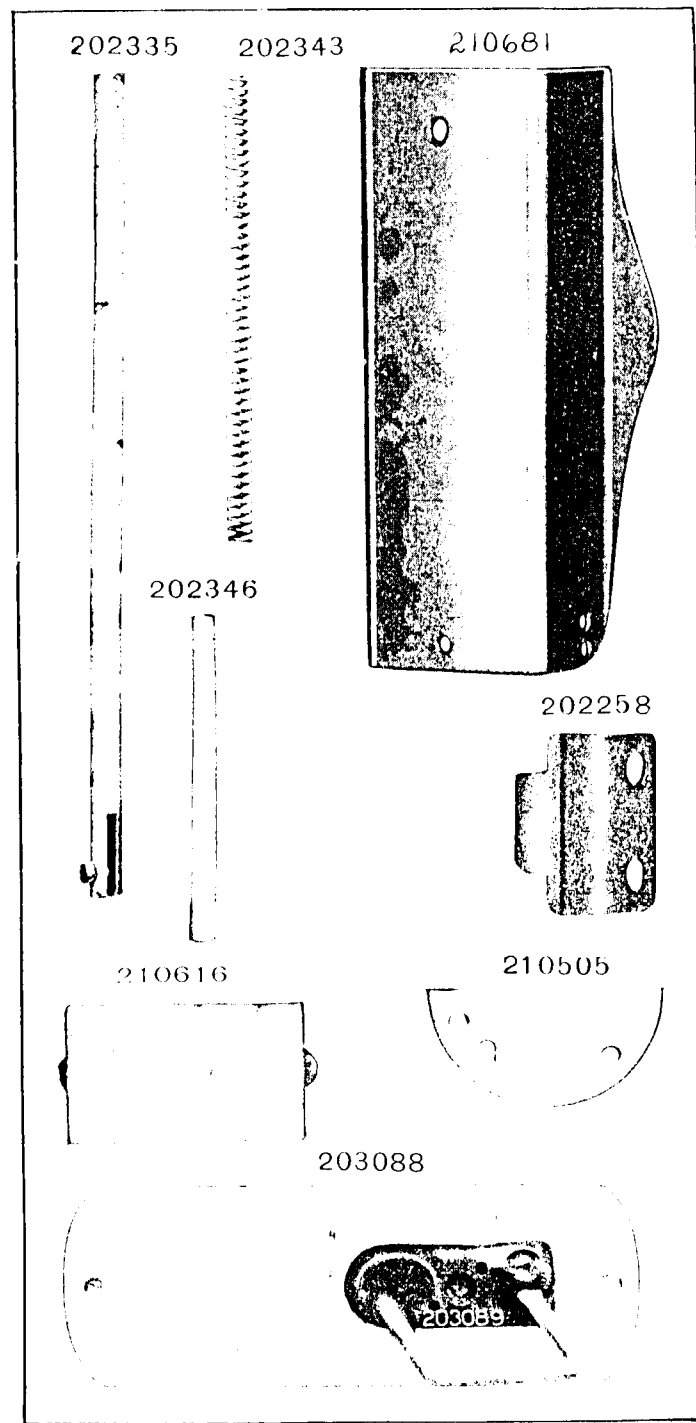


PLATE 10752—ONE-HALF SIZE

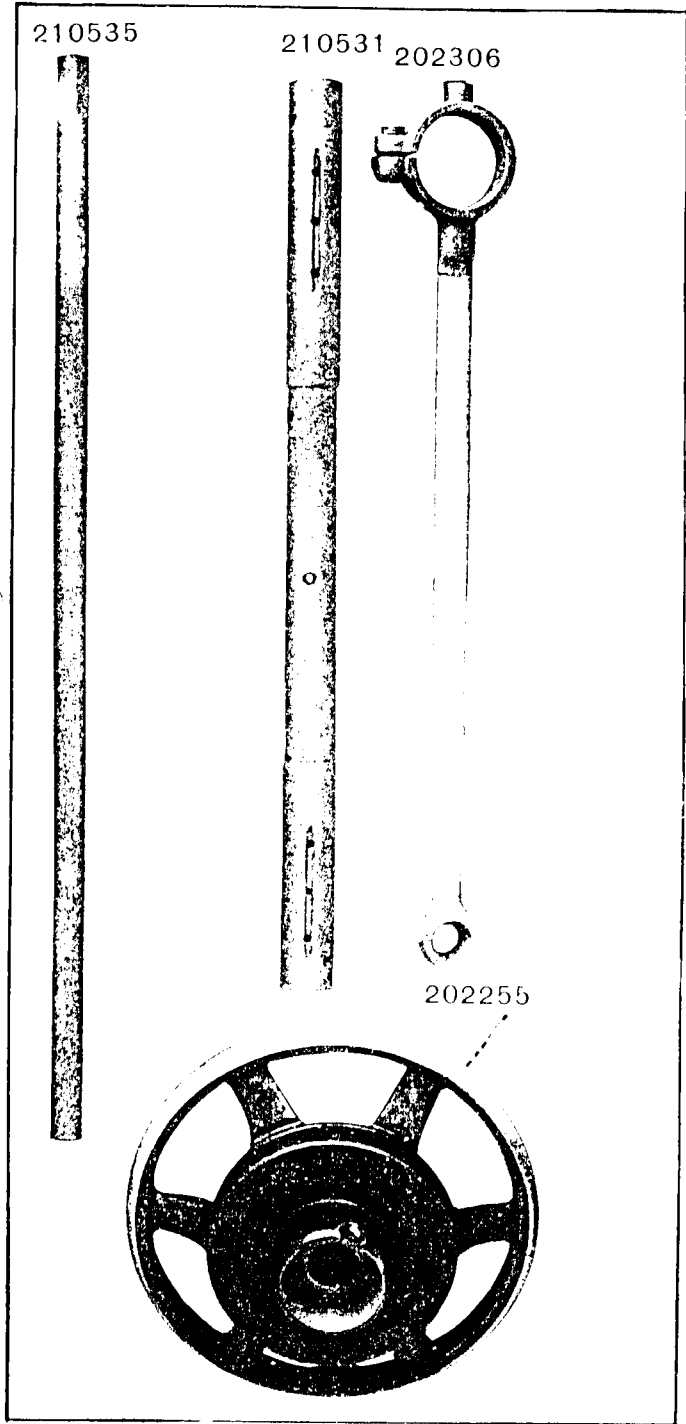


PLATE 10753—ONE-HALF SIZE

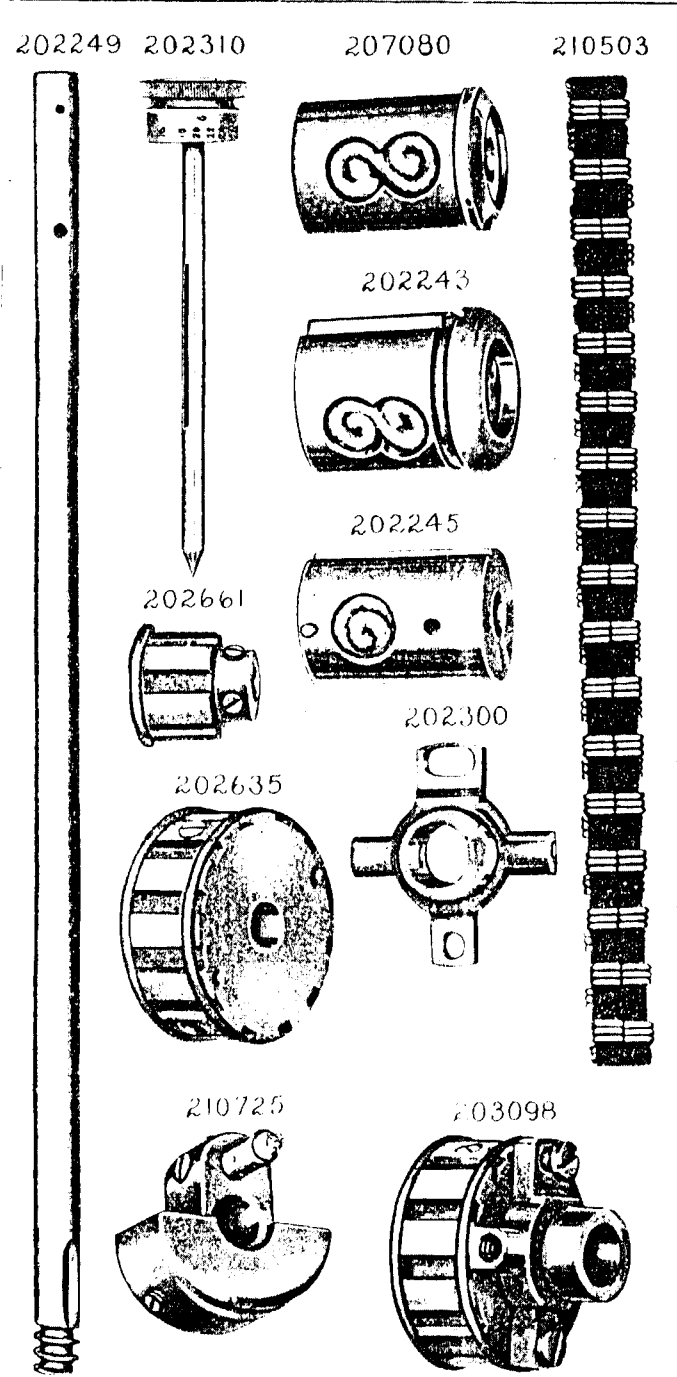


PLATE 10755—FULL SIZE

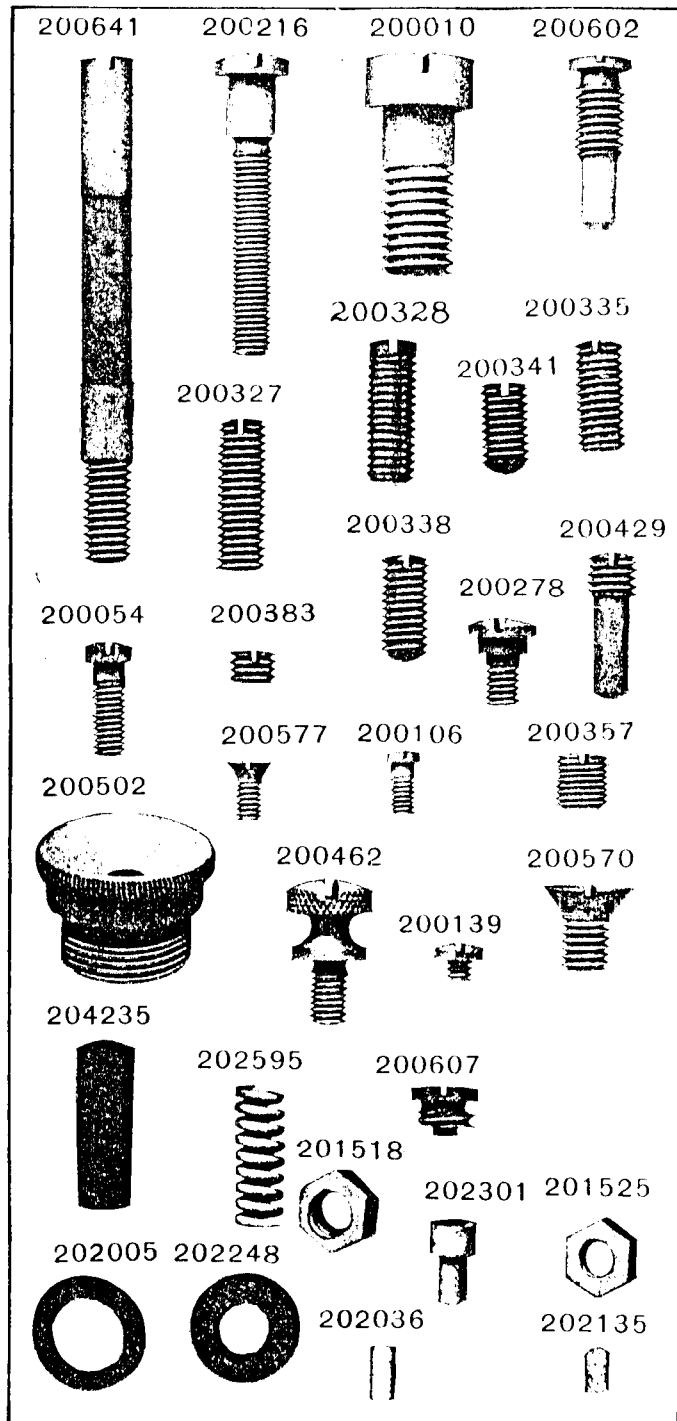


PLATE 10756—FULL SIZE

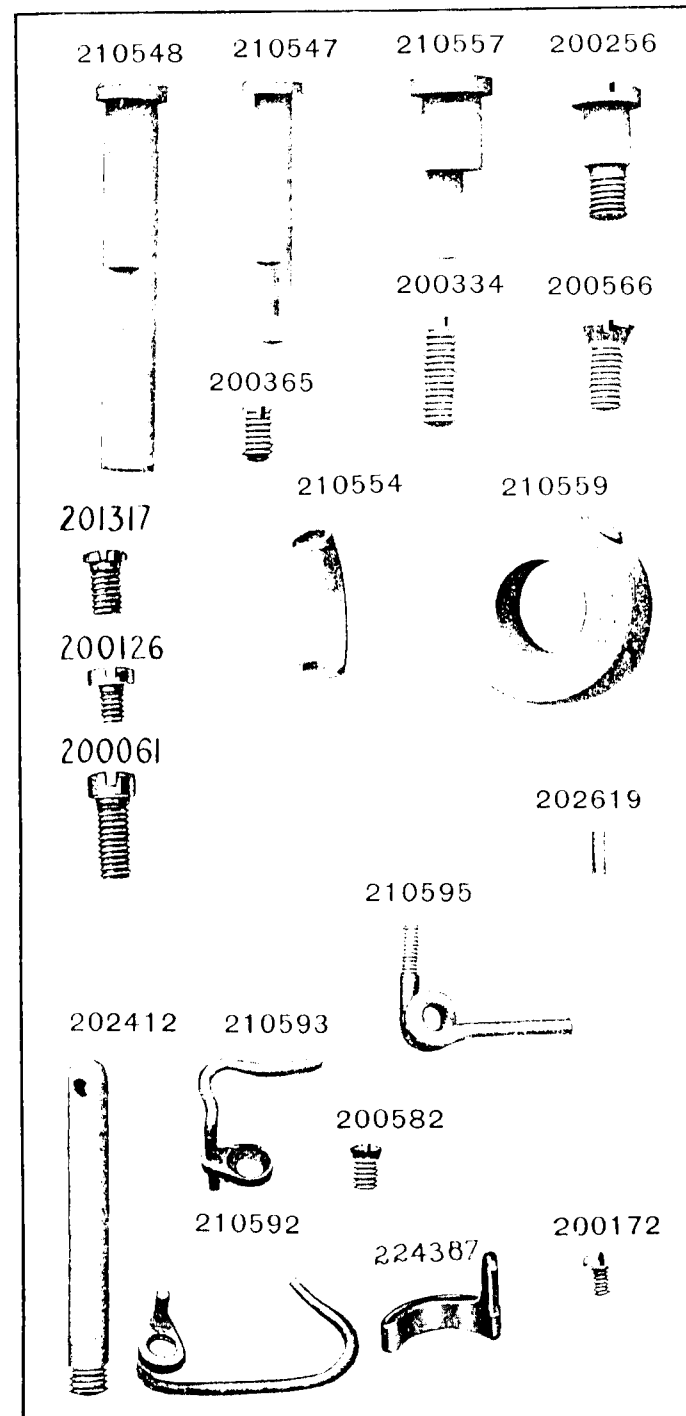


PLATE 10757—FULL SIZE

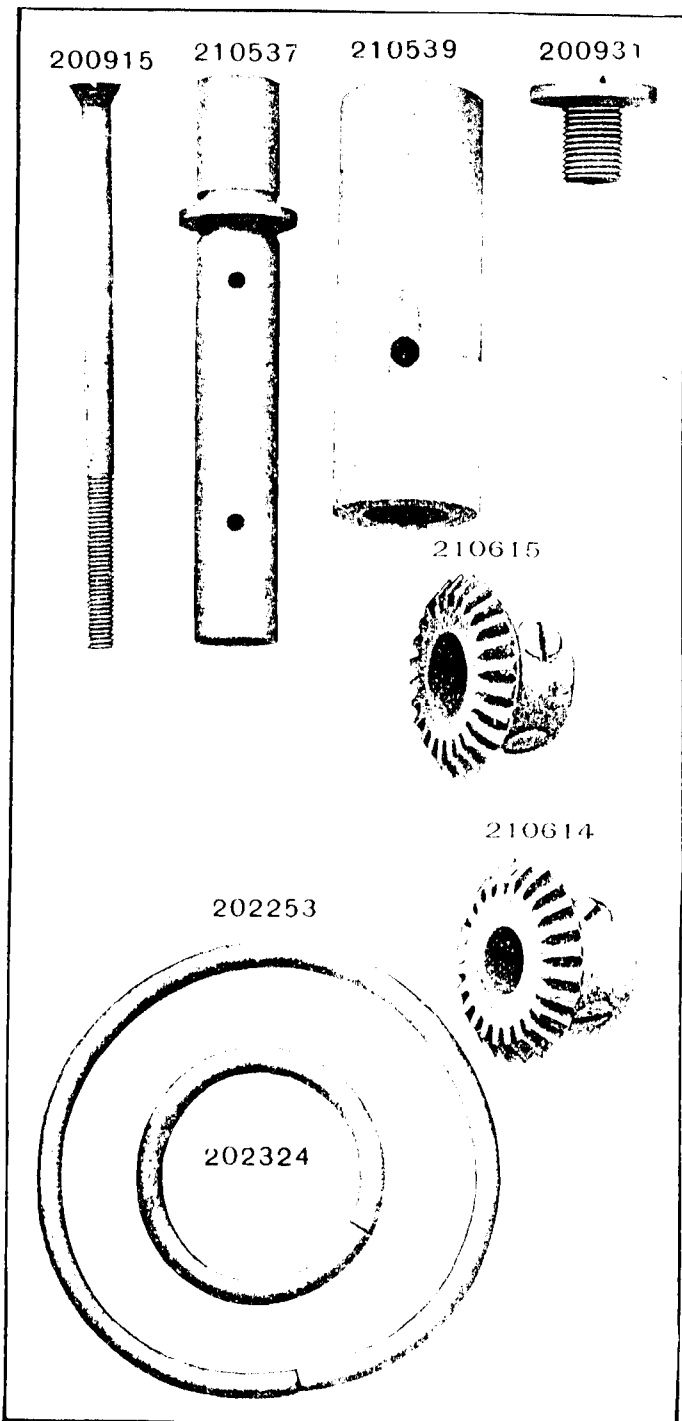


PLATE 10761—FULL SIZE

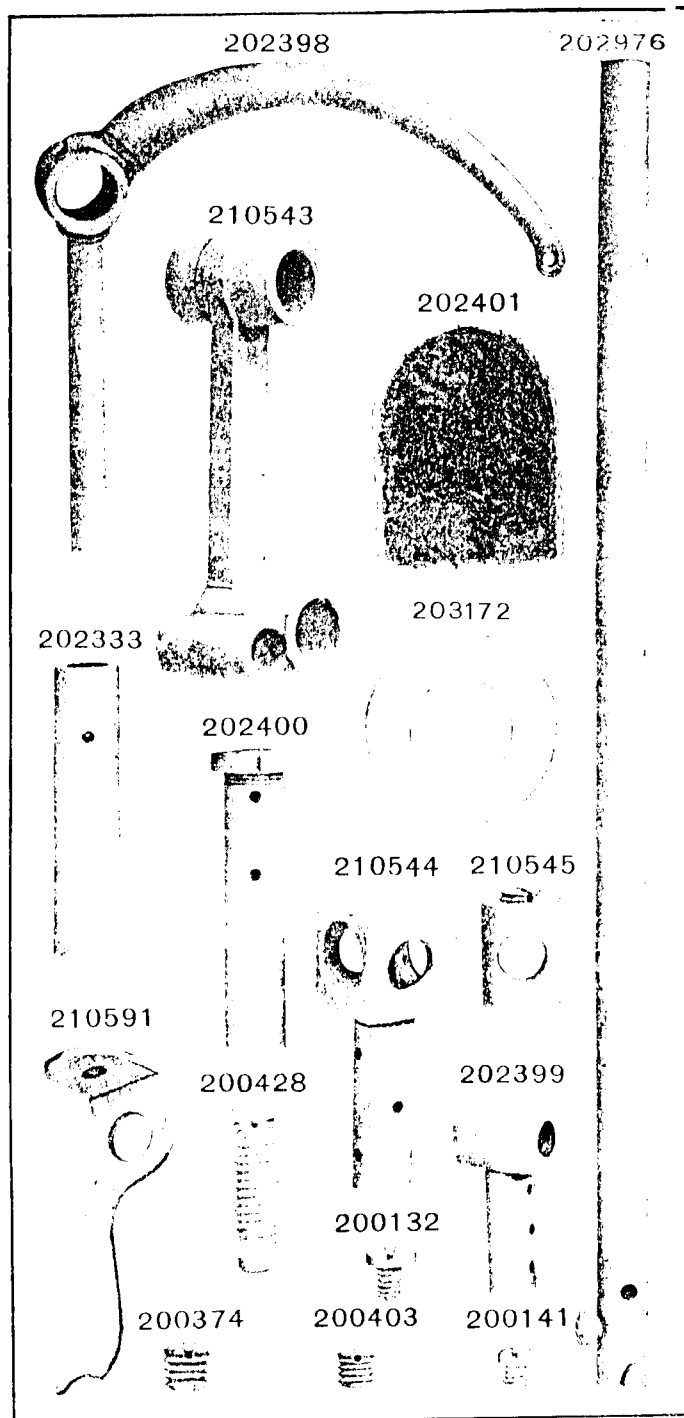


PLATE 10762—FULL SIZE




PLATE 10782—ONE-FOURTH SIZE

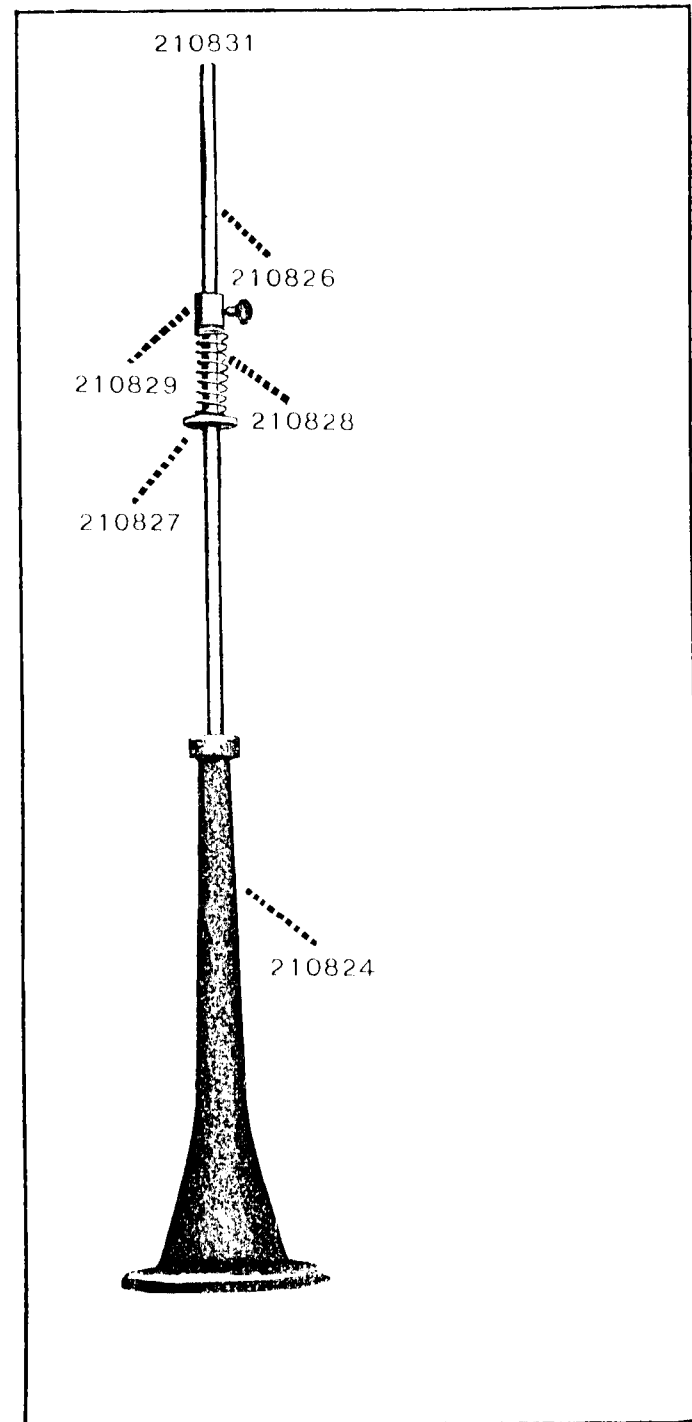
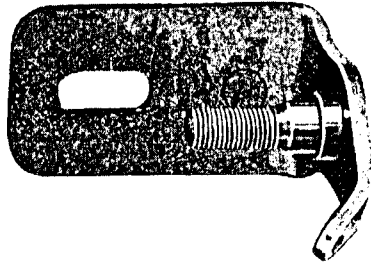


PLATE 10881—FULL SIZE


225461




200082 202104



2102



225462



202407



201499




201572

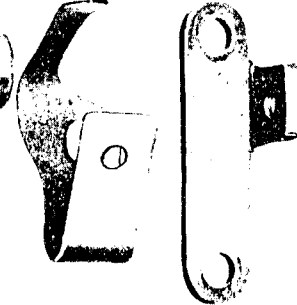


PLATE 10884—FULL SIZE

225453

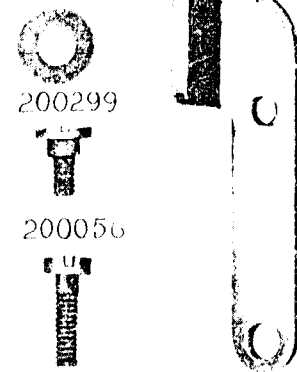


225444 202478



228026

225458



225460

225454

200299



225438

200056



225459




200105

225456



225381



225455




PLATE 10885—ONE-FOURTH SIZE




PLATE 10957—ONE-HALF SIZE

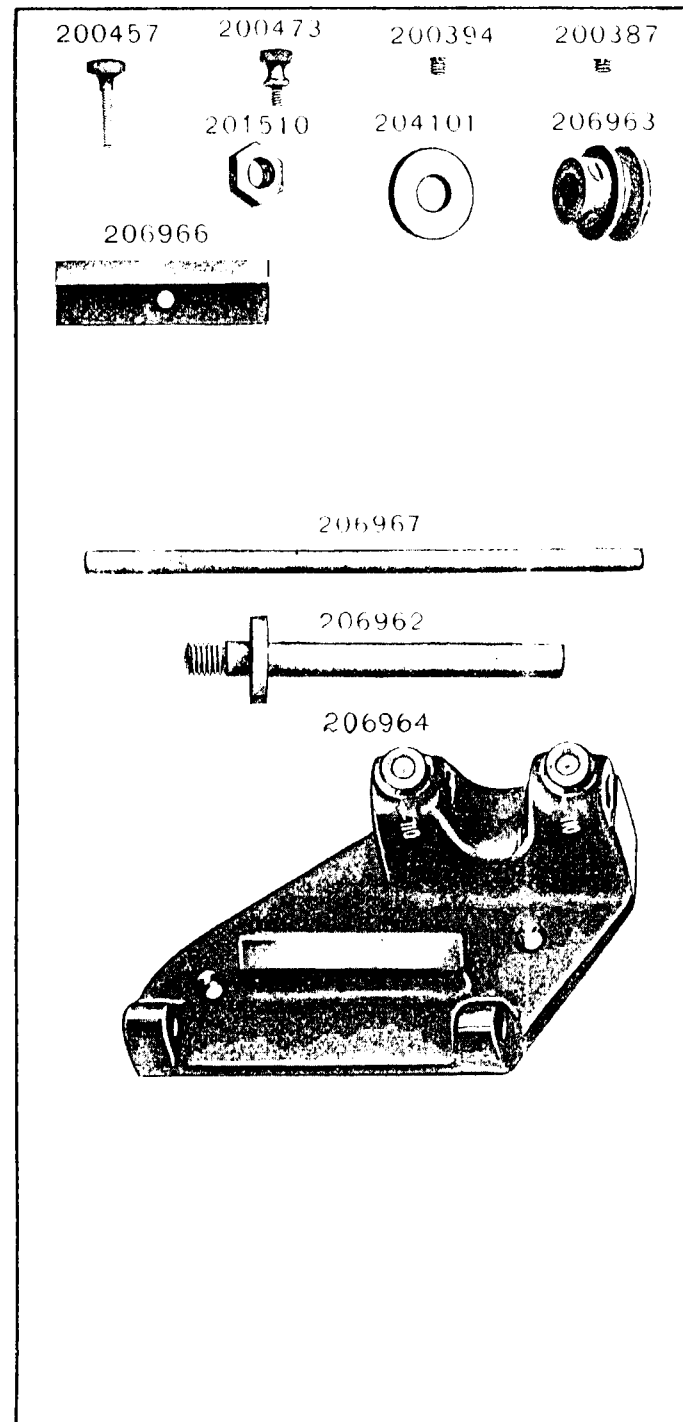


PLATE 12345—ONE-HALF SIZE

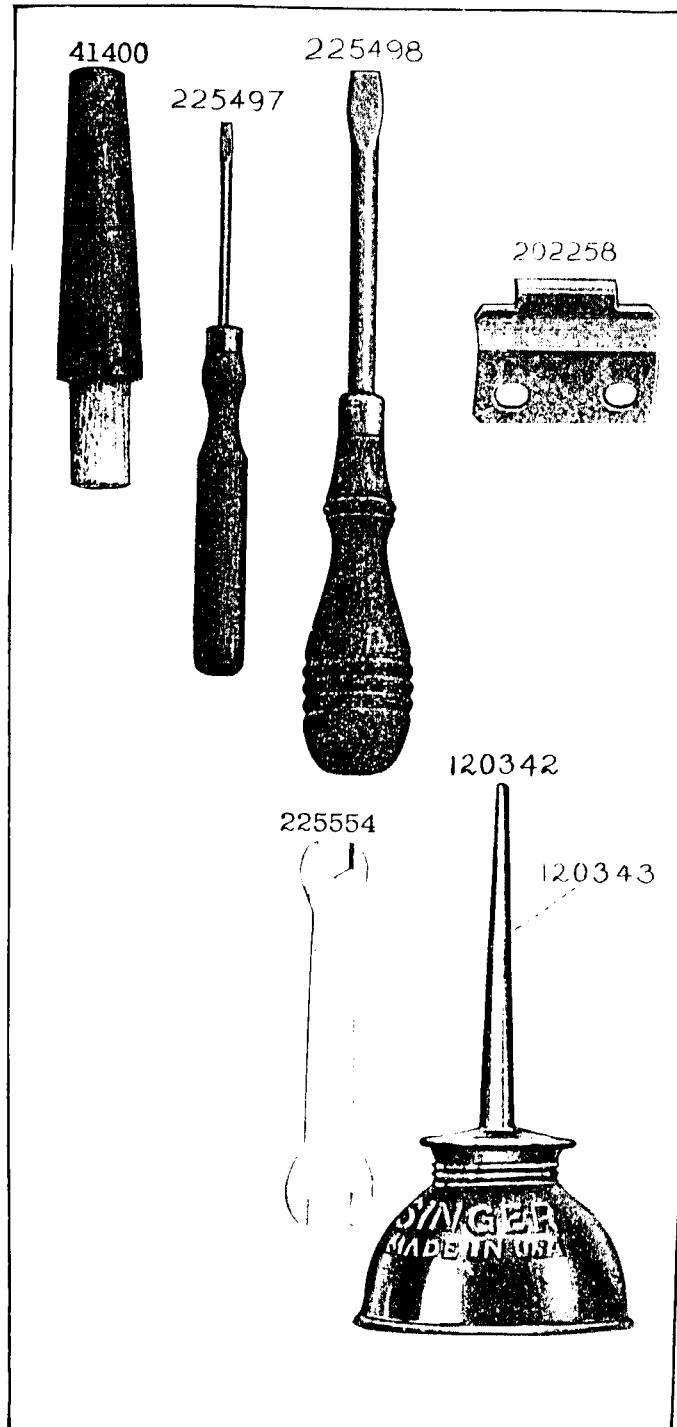


PLATE 13181—ONE-FOURTH SIZE

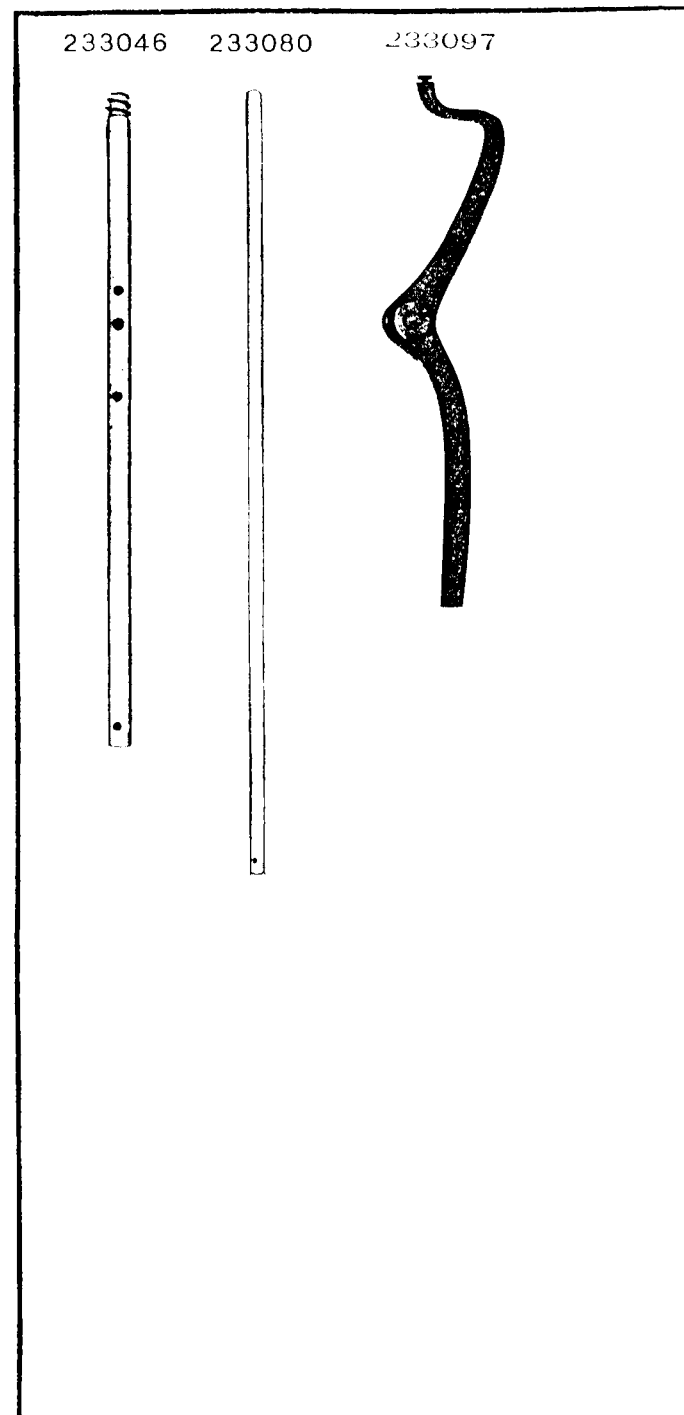


PLATE 13182-FULL SIZE

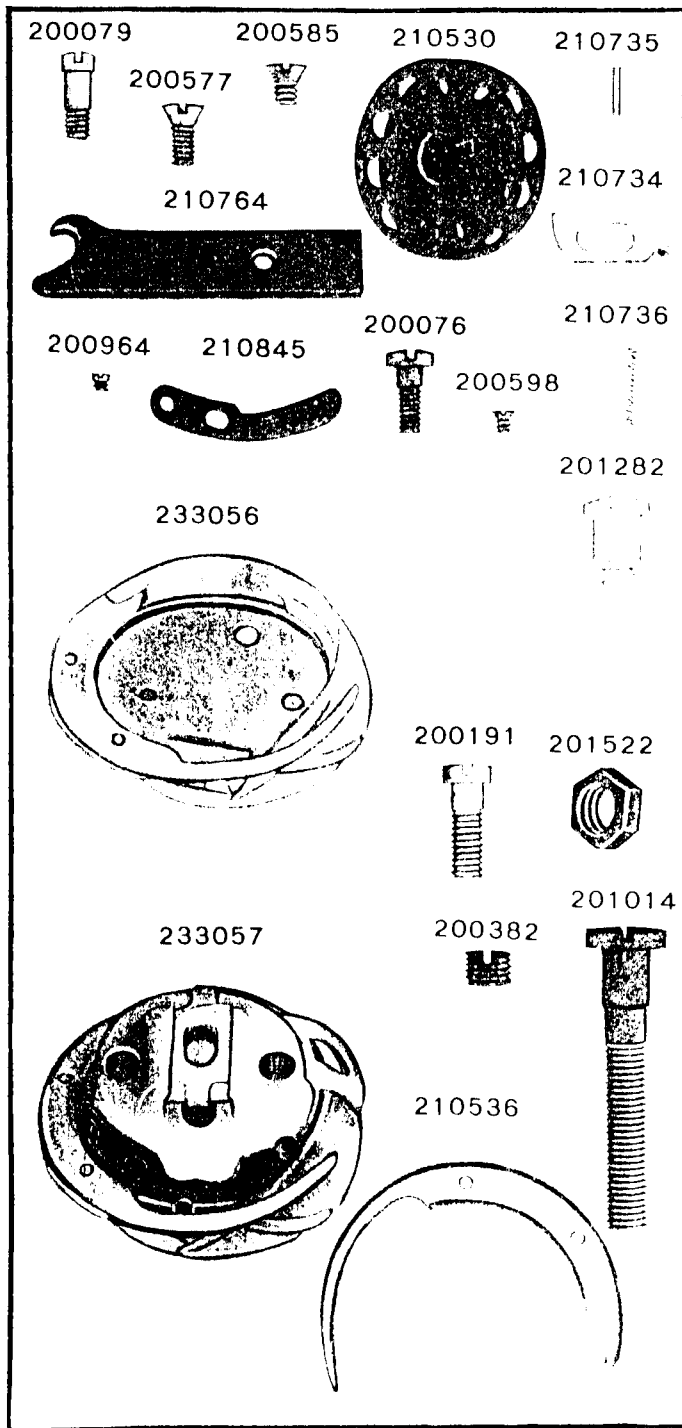


PLATE 13183-FULL SIZE

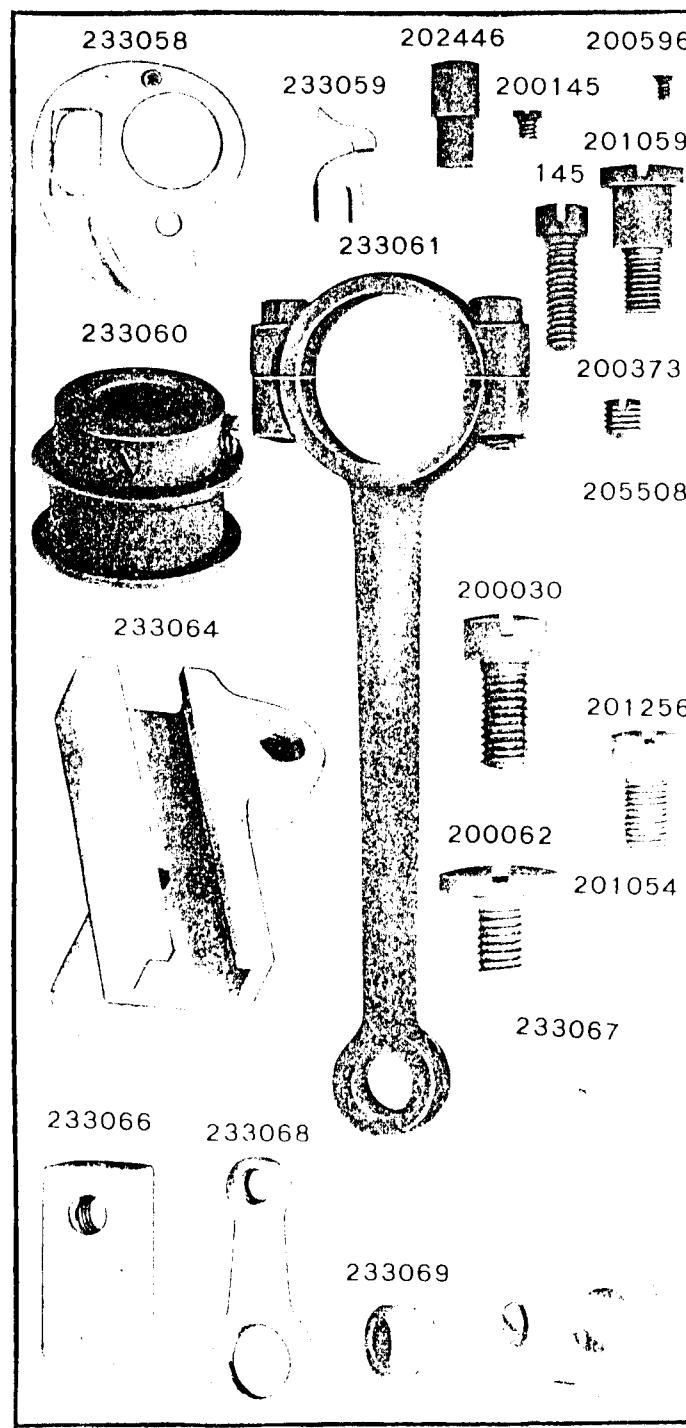


PLATE 13184—FULL SIZE

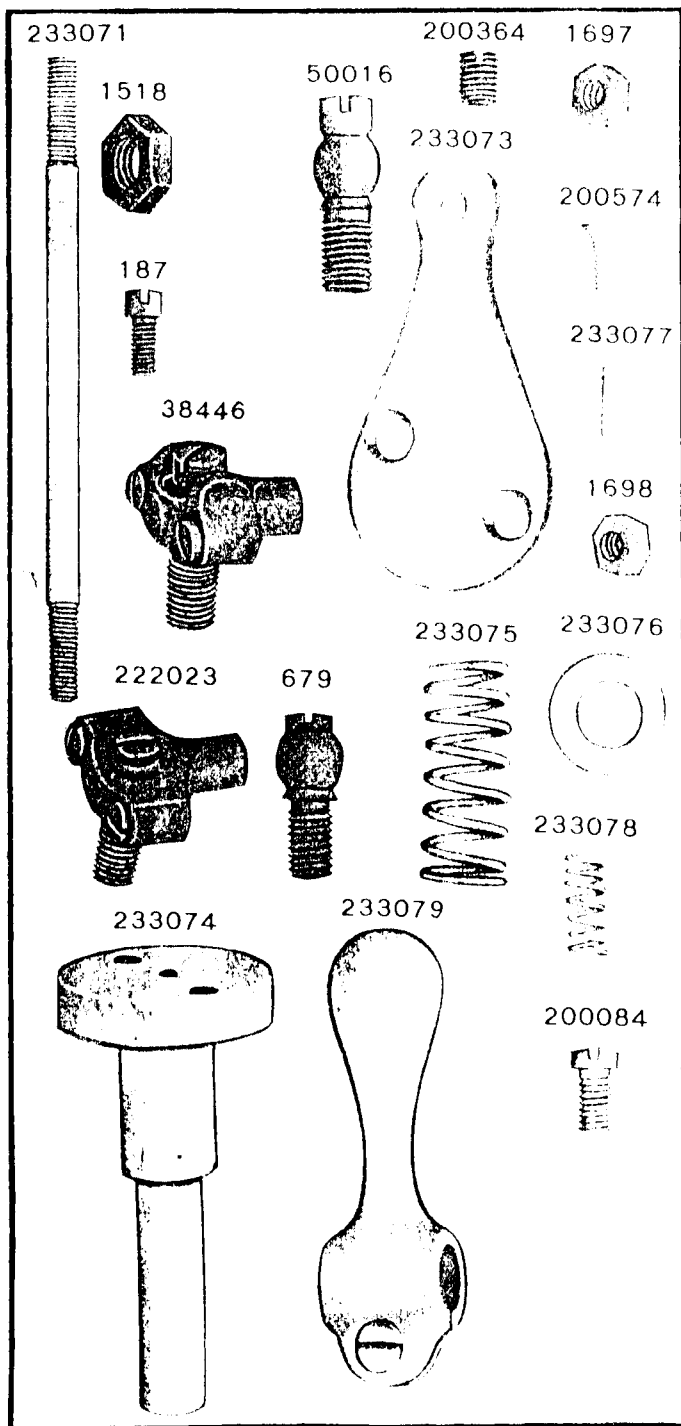


PLATE 13185—ONE-HALF SIZE

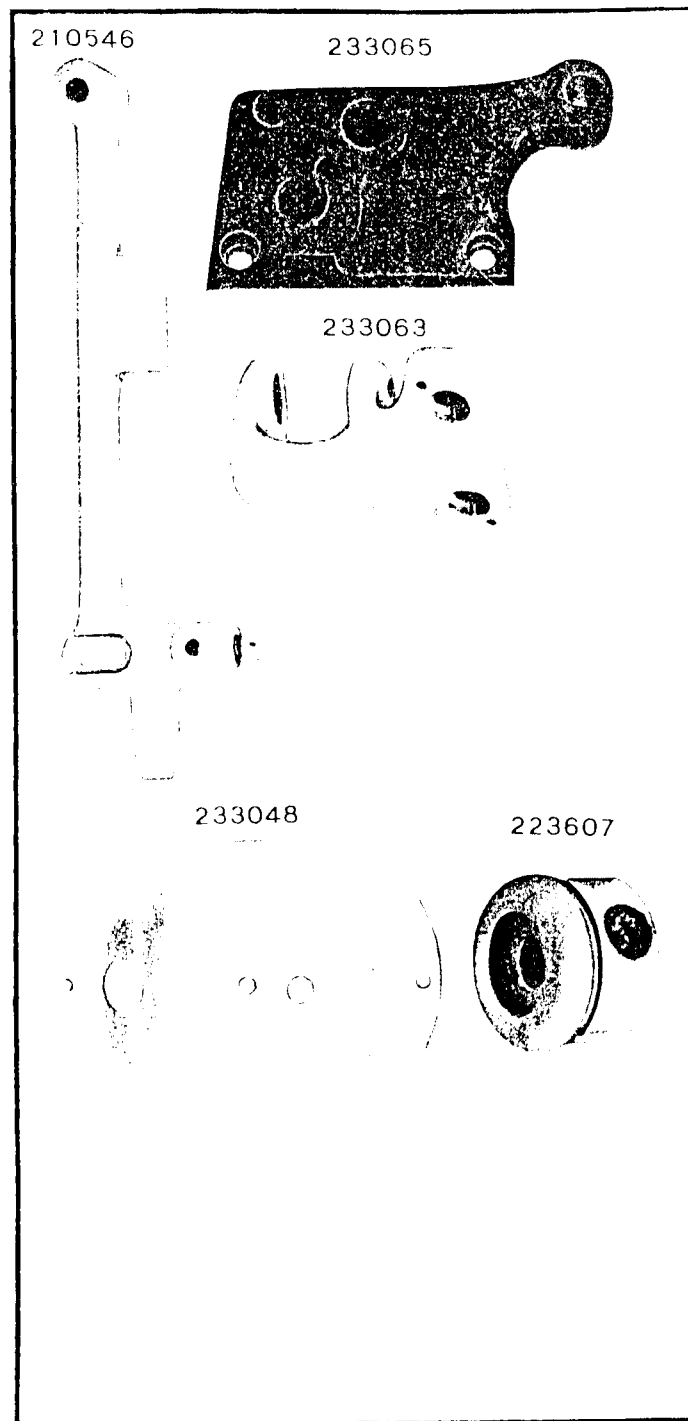


PLATE 13191-FULL SIZE

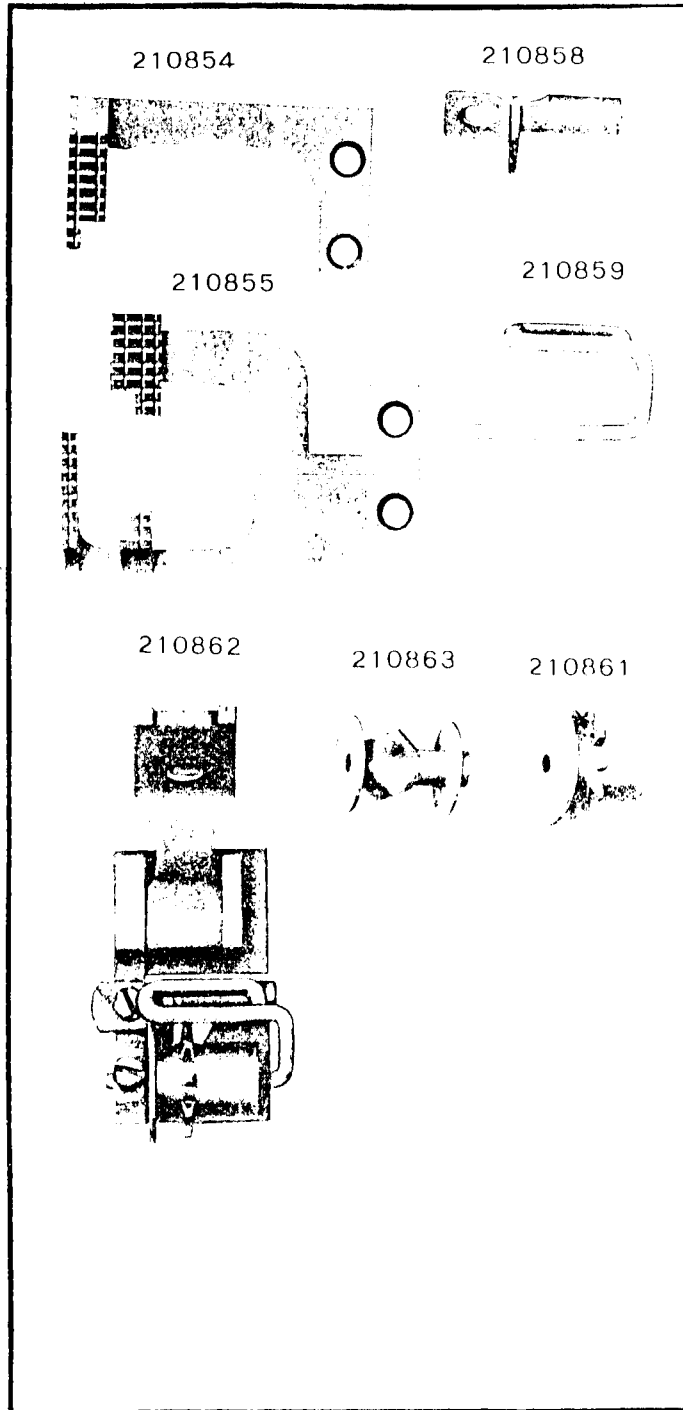


PLATE 13192-FULL SIZE

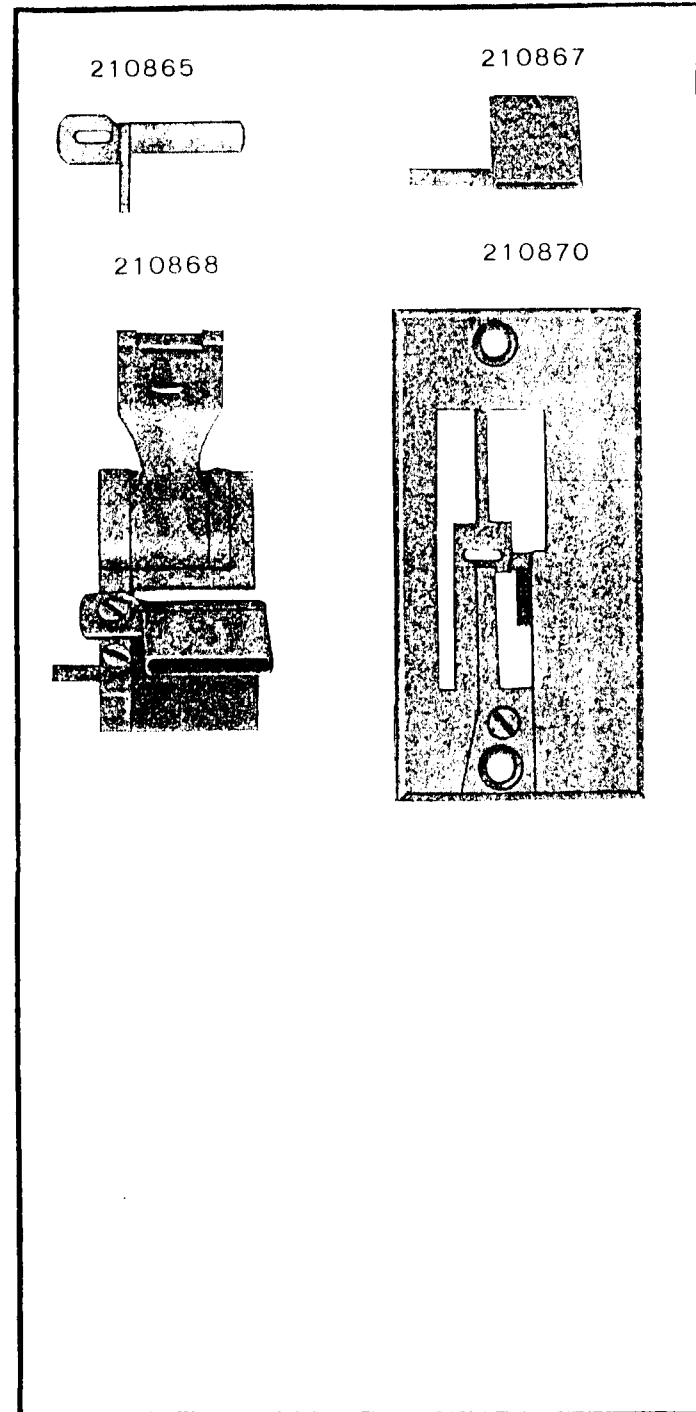


PLATE 13193-ONE-HALF SIZE

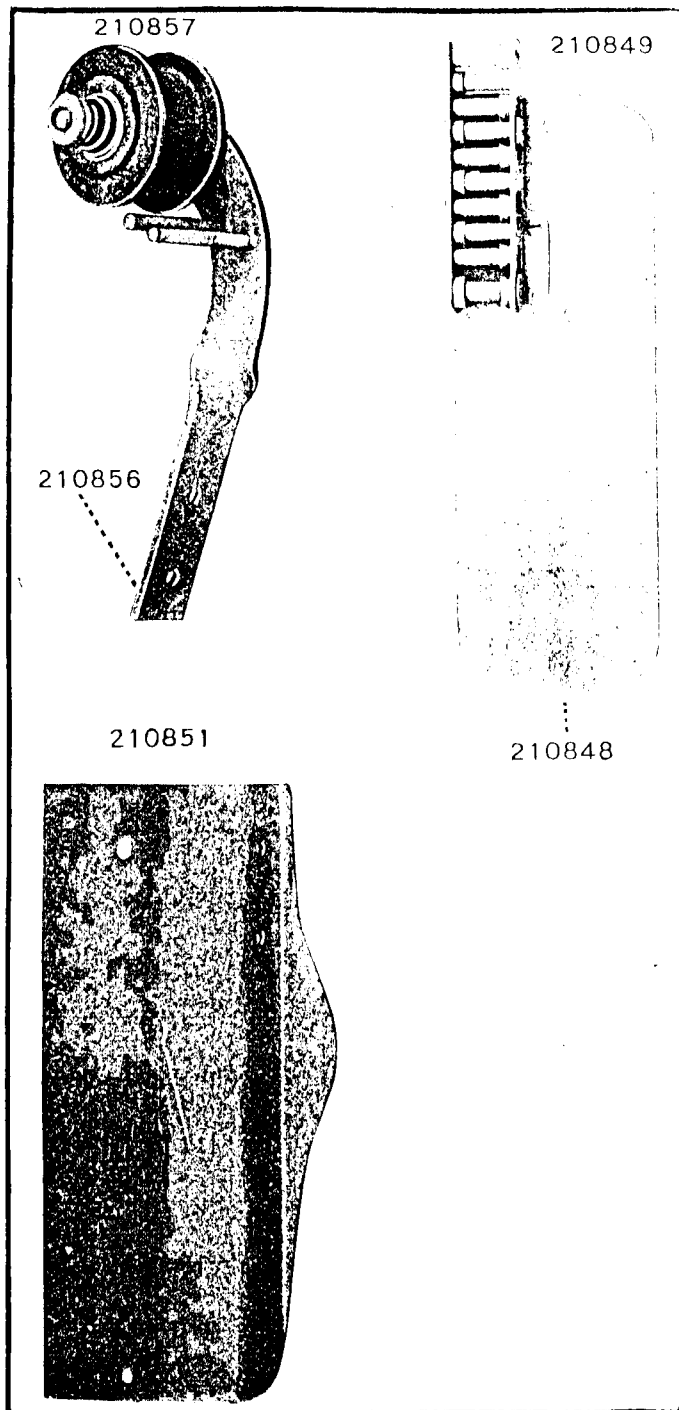


PLATE 13194-FULL SIZE




PLATE 13195—FULL SIZE




PLATE 13395—ONE-FOURTH SIZE

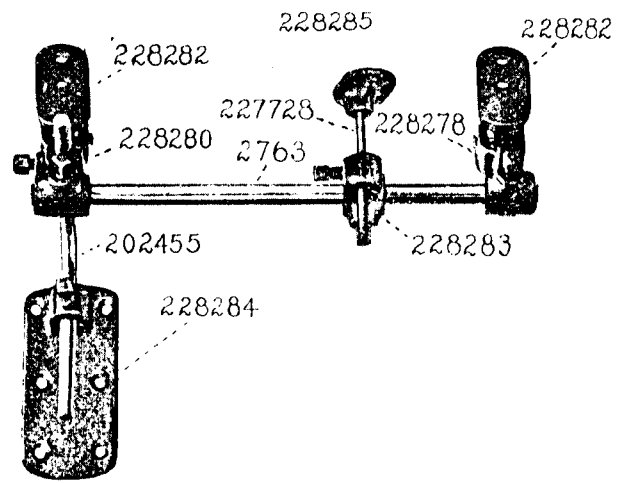
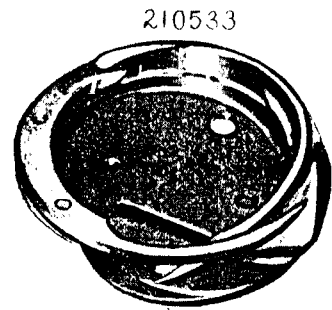
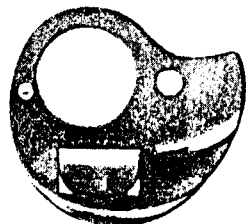


PLATE 15276—FULL SIZE



210533




210541

233083

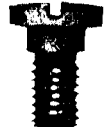


233081



233058

200262



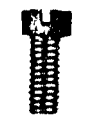
201059



201107



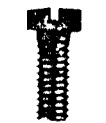
200061



233082



200051



175



225832



200113



200161



202355



200136



202602



200380




200387




PLATE 15277—ONE-HALF SIZE

210661



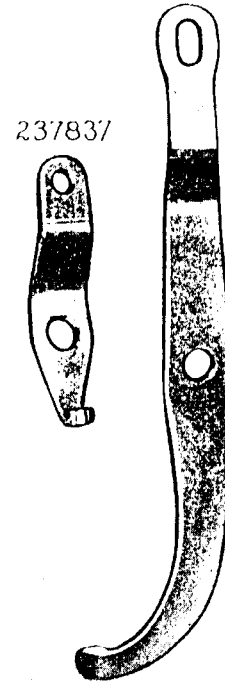
210556



202447



210875



210852



237837



PLATE 15278—FULL SIZE

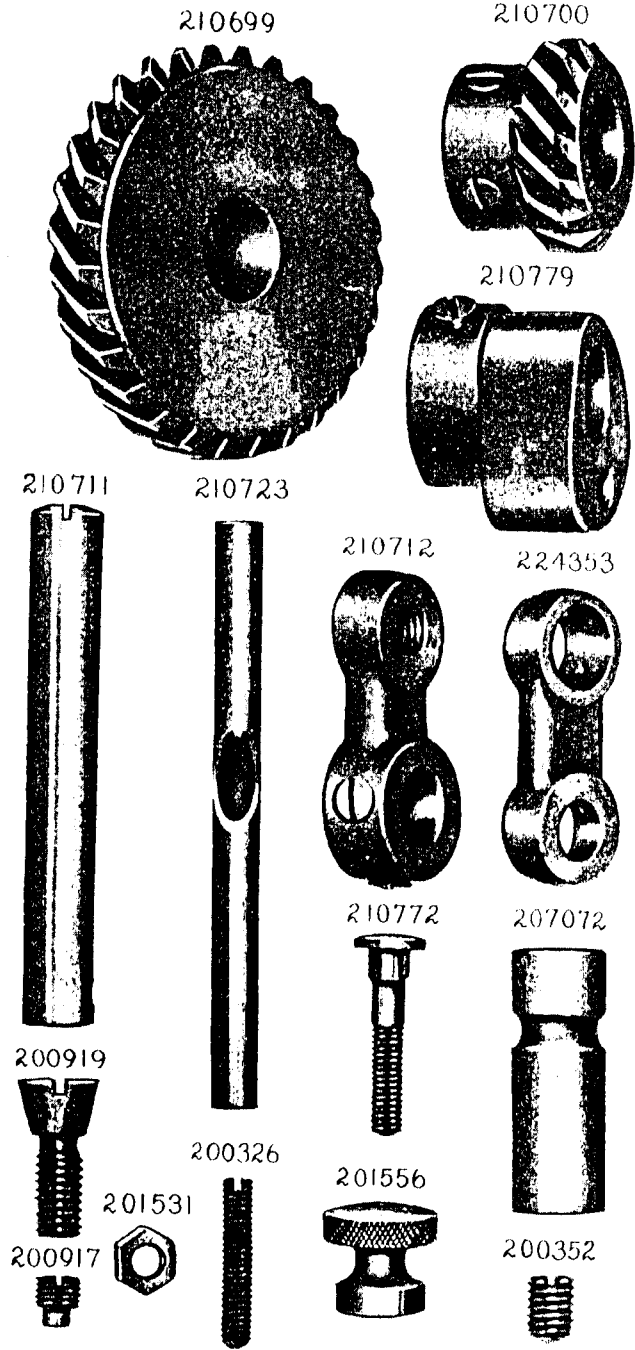


PLATE 15279—ONE-HALF SIZE

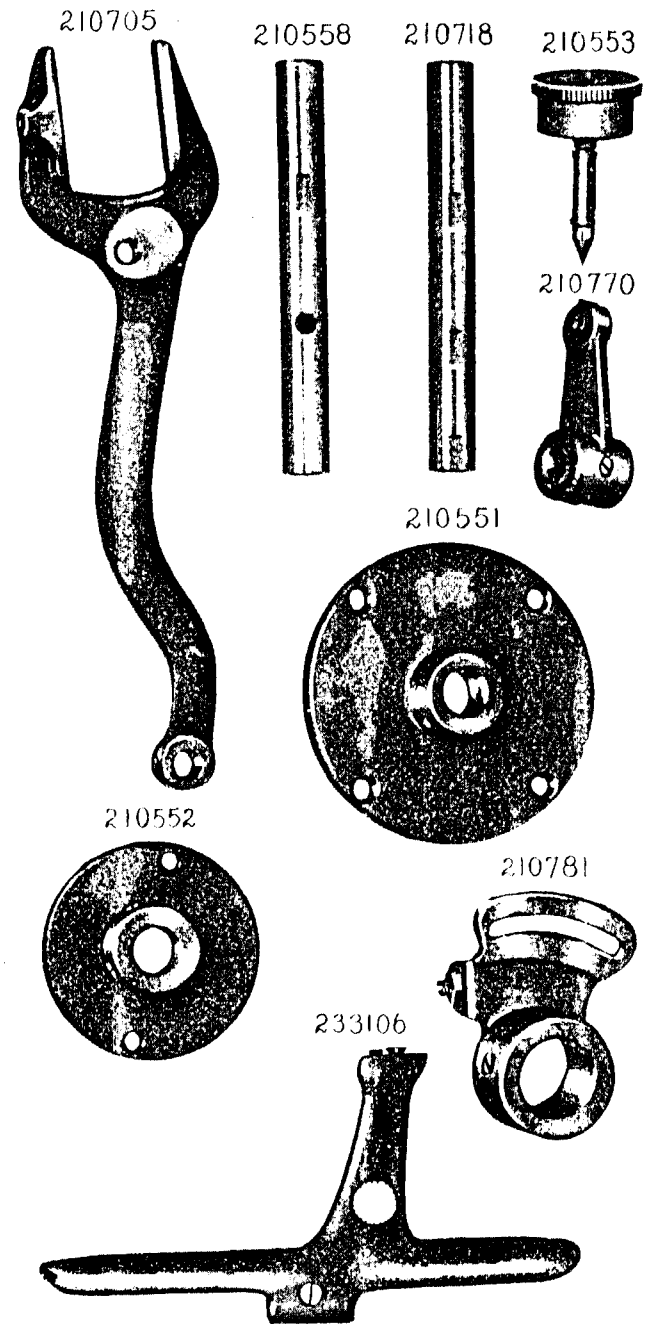


PLATE 15280—FULL SIZE

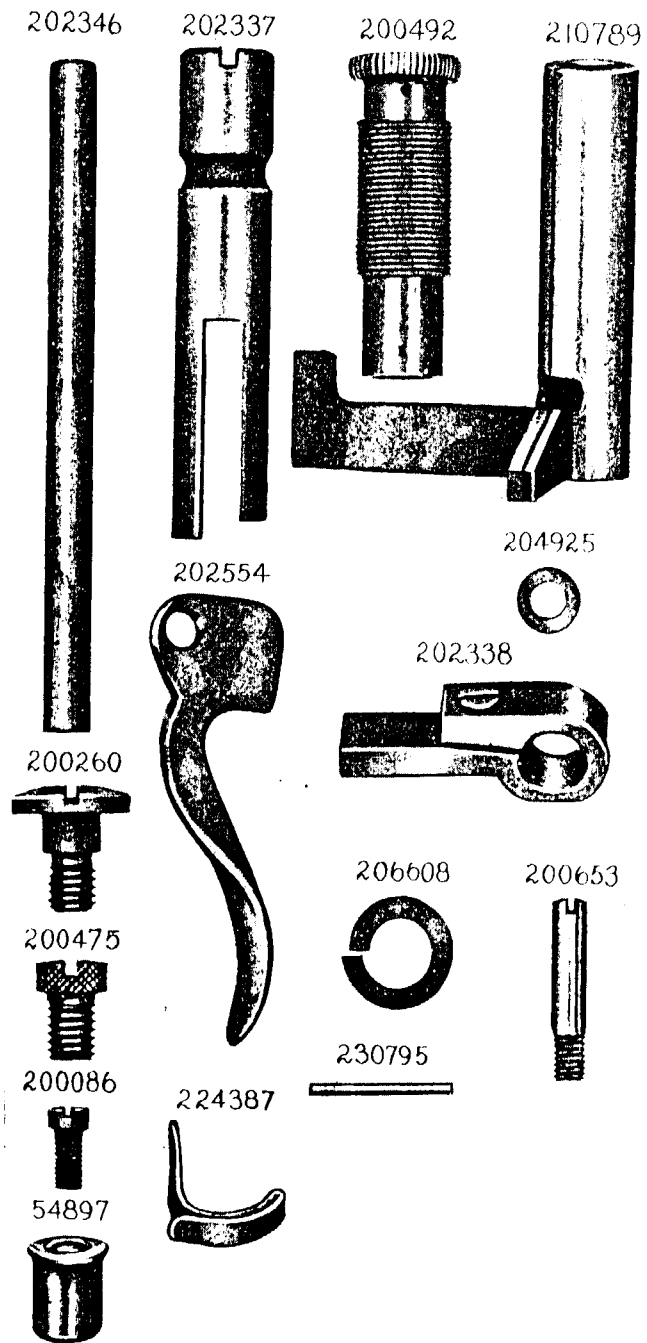


PLATE 15281—FULL SIZE

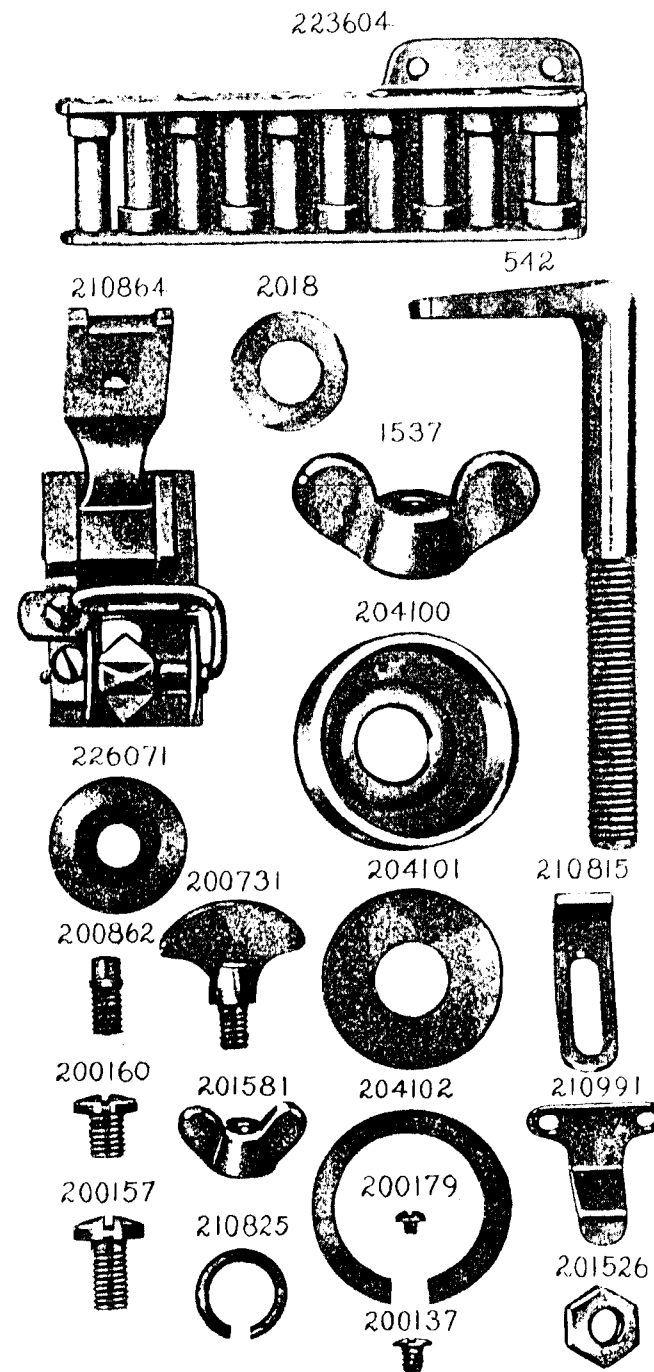


PLATE 15282—FULL SIZE

