

**SINGER**  
61W,62W1

# PRICE LIST OF PARTS



**MACHINES OF CLASS 61w  
AND  
MACHINE No. 62w1**

**THE SINGER MANUFACTURING COMPANY**

## INDEX

	PAGE
ACCESSORIES.....	111, 116
BED SLIDE FRONT CLAMP.....	157
BINDERS.....	129, 136
BOBBIN WINDER.....	111
CORD COVERING ATTACHMENT.....	139
CORDERS.....	137, 138
FEED DOGS.....	117, 118
FOLDERS.....	142, 145
GUIDES.....	113, 140, 141
HEMMERS.....	146, 152
IRON BASE.....	156
KNEE LIFTER PARTS.....	112, 116
MACHINE No. 61w2.....	7
MACHINE No. 61w12.....	14
MACHINE No. 61w13.....	21
MACHINE No. 61w16.....	22
MACHINE No. 61w18.....	29
MACHINE No. 61w22.....	36
MACHINE No. 61w24.....	44
MACHINE No. 61w26.....	53
MACHINE No. 61w28.....	61
MACHINE No. 61w30.....	62
MACHINE No. 61w34.....	69
MACHINE No. 61w104.....	76
MACHINE No. 61w106.....	83
MACHINE No. 61w107.....	90
MACHINE No. 61w108.....	97
MACHINE No. 62w1.....	104
NUMERICAL LIST OF PARTS.....	161
PLAITER.....	153
PRESSER FEET.....	119, 124
RIBBON REELS.....	157, 158
RUFFLER.....	154
THREAD UNWINDER.....	158
THROAT PLATES.....	125, 128
TUCK MARKER.....	155, 156
UNDER DRIVER.....	159, 160
WOOD BASE.....	157

## INSTRUCTIONS FOR ORDERING

In ordering from this list, use **ONLY** the **PART** number in the **FIRST** column.

The number stamped on a Sewing Machine Part is the number of the Single Part only, except when the part includes Set Screws, Clamping Screws, Studs and Rollers Spun on, Small Wires riveted, or Parts soldered together, etc., which it is necessary to furnish in combination.

Every combination of parts sent out has its specific number which, although not stamped on Parts (except in above cases) must be used when ordering the combination.

Each number always indicates the **SAME PART** in whatever list it appears, or for whatever Machine.

The letters after some of the numbers indicate the style of finish only, as follows:

- A. Hardened, Polished and Plated.
- B. Polished and Plated.
- C. Hardened only.
- D. Polished only.
- E. Soft, not polished.
- F. Hardened and Polished.
- H. Blued.

These letters **MUST BE USED** when they appear in the list and **AFTER** the number, as in the list.

In this series

200001 to 201500 are Screw Numbers.

201501 to 201800 are Nut Numbers.

201801 to 202000 are Roller Numbers.

202001 and upward are numbers of Machine Parts.

The figures in the second column refer only to the plate in which the illustration of the part is shown and are **NOT TO BE USED** in ordering.

Two or more numbers over a cut indicate that the difference between such parts is not visible in an illustration.

Parts marked with an asterisk (\*) are furnished only when repairs are made at the factory.

## LIST OF PARTS COMPLETE

FOR

## MACHINE NO. 61 w 2

For Shirts, Corsets, Underwear, Shirt Waists, Flannels, Etc.

No.	Plate	Name	Each
*202242	—	Arm .....	\$ —
*203170	—	" 202242 and Bed 202532 with two 204235, three each 200010E and 202005	--
202247	10667	Arm Cap .....	35
200278H	10244	" " Screw .....	05
202248H	10244	" " Washer .....	05
204235	10668	" Position Pin .....	02
200010E	10245	" Screw .....	06
202005	10245	" " Washer .....	01
202249	10940	" Shaft with 200357E and 203100....	1 50
202243	10938	" " Bushing (back) with 202244	75
202244	—	" " " " Oil Packing (wick) .....	02
200338C	10244	Arm Shaft Bushing (back) Set Screw..	04
202245	10667	" " " (front) with 202036 and 202260 .....	55
202260	—	Arm Shaft Bushing (front) Oil Packing (wick) .....	01
200502B	10246	Arm Shaft Bushing (front) Oil Packing Thumb Screw .....	25
202036	10668	Arm Shaft Bushing (front) Position Pin	01
200338C	10244	" " " " Set Screw..	04
202530	10938	" " Connection Belt .....	60
202252	10244	" " " " Pulley with 200327C, 200602E and two 202253....	1 00
200602E	10244	Arm Shaft Connection Belt Pulley Position Screw .....	10
200327C	10244	Arm Shaft Connection Belt Pulley Set Screw .....	04
202253	10244	Arm Shaft Connection Belt Pulley Spring Flange .....	15
203100	—	Arm Shaft Oil Packing (wick) .....	01
200357E	10244	" " " " Stop Screw .....	03
202255	10940	Balance Wheel with 200328C and 200335C	85
200328C	10244	" " Position Screw .....	04
200335C	10244	" " Set Screw .....	04

No.	Plate	Name	Each
*202532	—	Bed with 202872 .....	\$ --
202258	12153	" Hinge Connection (2) .....	08
200570E	10245	" " " Screw (4) .....	05
206879	10938	" Plate (back) .....	25
200577H	10245	" " " Screw .....	02
210616	10667	" Slide (front) with 210617 .....	30
*210617	—	" " " Spring .....	--
202265	10964	Bobbin .....	08
*202806	—	" Case .....	--
202267	10964	" " Latch .....	10
202056	10964	" " " Pin .....	01
202269	10964	" " " Plunger .....	05
202270	10964	" " " Spring .....	01
202716	10964	" " Tension Spring .....	15
200984F	10964	" " " " " Regulating Screw .....	04
200594F	10964	Bobbin Case Tension Spring Screw .....	02
202533	10964	Bobbin Case complete, Nos. 200594F, 200984F, 202056, 202267, 202269, 202270, 202716 and 202806 .....	1 00
200459D	10939	Cloth Guide Thumb Screw .....	10
202274	10667	Face Plate .....	60
202135	10245	" " Position Pin .....	01
200462B	10245	" " Thumb Screw .....	10
202275	10667	Feed Bar .....	50
200641C	10246	" " Hinge Screw (driving) .....	25
201522E	10246	" " " " Nut .....	03
202276	10245	" " Slide Block .....	15
202298	10245	" " " " Crank with 200038c .....	25
203124	—	" " " " " 202298 with 200205F, 201518E and 202276 .....	55
200038C	10245	Feed Bar Slide Block Crank Pinch Screw .....	05
200205F	10245	" " " " Hinge Screw .....	10
201518E	10245	" " " " " Nut .....	04
202282	10913	" Dog .....	40
200106E	10245	" " Screw (2) .....	02
202297	10667	" Driving Connection with 200054E and 202277 .....	75
202298	10245	Feed Driving Connection Crank with 200038c .....	25
200038C	10245	Feed Driving Connection Crank Pinch Screw .....	05
200545C	10245	Feed Driving Connection Hinge Screw .....	12
201518E	10245	" " " " " " Nut .....	04
202277	—	Feed Driving Connection Oil Packing (wick) .....	01

*Feed dog fine cut 20705c P. 7/3/4*

No.	Plate	Name	Each
200054E	10246	Feed Driving Connection Pinch Screw .....	\$ 03
202300	10246	" " Eccentric Regulating Bracket .....	1 50
203134	—	Feed Driving Eccentric Regulating Bracket 202300 with 202252, two each 201014c and 201525E .....	2 75
201014c	10245	Feed Driving Eccentric Regulating Bracket Hinge Screw .....	12
201525E	10245	Feed Driving Eccentric Regulating Bracket Hinge Screw Nut .....	03
202301	10246	Feed Driving Eccentric Regulating Bracket Plunger .....	05
202595	10246	Feed Driving Eccentric Regulating Bracket Plunger Spring .....	02
200607c	10246	Feed Driving Eccentric Regulating Bracket Plunger Spring Stop Screw .....	05
201014c	10245	Feed Driving Eccentric Regulating Bracket Stop Screw .....	12
201525E	10245	Feed Driving Eccentric Regulating Bracket Stop Screw Nut .....	03
200429c	10246	Feed Driving Eccentric Regulating Screw .....	08
200383c	10246	Feed Driving Eccentric Regulating Screw Check Screw .....	02
202303	10940	Feed Driving Rock Shaft .....	40
206860	—	" " " " 202303 with 200641c, 201522E and 202275 .....	1 20
202305c	10245	Feed Driving Rock Shaft Center (2) .....	06
200043c	10246	" " " " " Set Screw (2) .....	04
202306	10667	Feed Lifting Connection with 200054E and 202277 .....	75
202307	10246	Feed Lifting Connection Eccentric with 200382c and 200437c .....	60
200437c	10246	Feed Lifting Connection Eccentric Position Screw .....	06
200382c	10359	Feed Lifting Connection Eccentric Set Screw .....	02
200545c	10245	Feed Lifting Connection Hinge Screw .....	12
201518E	10245	" " " " " Nut .....	04
202277	—	" " " " Oil Packing (wick) .....	01
200054E	10246	Feed Lifting Connection Pinch Screw .....	03
202308	10940	" " Rock Shaft .....	35
202305c	10245	" " " " Center (2) .....	06
200043c	10246	" " " " " Set Screw (2) .....	04

No.	Plate	Name	Each
202310	10938	Feed Regulating Spindle with 202311, 202443 and 202619	\$1 25
*202311	---	Feed Regulating Spindle Head	--
202443	10244	" " " " Pin	02
202619	10668	" " " " Position Pin, per 100	25
*206850	---	Hook (sewing) with 203101	--
206851	10964	" 206850 with 200145n, 200596, 200614c, 202064, 202320, 206852 and 206853	2 50
206854	---	Hook and Bobbin Case complete, Nos. 202533 and 206851	3 50
206852	10964	Hook Gib	60
200614c	10964	" " Hinge Screw	02
200596	10964	" " Screw	02
203101	---	" Oil Wick	01
*202320	---	" Shaft, 11 $\frac{1}{8}$ in. long	--
202321	10245	" " Bushing (back)	45
200346c	10245	" " " " Set Screw	03
202322	10245	" " " " (front)	15
200346c	10245	" " " " Set Screw	03
202323	10244	" " Connection Belt Pulley with 202324 and two 200378c	60
200378c	10668	Hook Shaft Connection Belt Pulley Set Screw	02
202324	10244	Hook Shaft Connection Belt Pulley Spring Flange	08
202260	---	Hook Shaft Oil Packing (wick) (2)	01
202064	10964	" " Pin	01
206853	10964	" Washer Needle Guard	20
200145n	10964	" " " " Screw	02
202445	10936	Knee Lifter Connection Lever with 202446	07
202786	---	Knee Lifter Connection Lever 202445 with 200224n, 200262n, 202447 and 202449	45
200224n	10248	Knee Lifter Connection Lever Hinge Screw	12
202447	10936	Knee Lifter Connection Lever Lifting Rod with 202302	06
202302	10248	Knee Lifter Connection Lever Lifting Rod Cotter Pin	01
202446	10246	Knee Lifter Connection Lever Pin	03
202449	10936	" " Lifting Lever	10
200262n	10248	" " " " Hinge Screw	10
202326	10248	Needle Bar with 200141F	80
202327	10248	" " Bushing	50

No.	Plate	Name	Each
203123	---	Needle Bar Bushing 202327 with 202326	\$1 30
200352c	10248	" " " " Set Screw	03
202331	10248	" " Connecting Link	1 25
202332	10668	" " " " Oil Guard	10
200161b	10247	" " " " " Screw	04
202333	10248	Needle Bar Connecting Link Stud with 202254	25
202254	---	Needle Bar Connecting Link Stud Oil Packing (wick)	01
200374c	10668	Needle Bar Connecting Link Stud Set Screw	02
*206891	---	Needle Bar Connecting Stud	--
202329	10248	" " " " 206891 with 200086c and 202330	35
202330	---	Needle Bar Connecting Stud Oil Packing (wick)	01
200086c	10248	Needle Bar Connecting Stud Pinch Screw	03
202328	10938	Needle Bar Crank with 200335c, 200428c and two 200374c	75
206919	---	Needle Bar Crank 202328 with 202333	1 00
203117	---	" " " " 206919 with 202329, 202331 and 202398 to 202400	4 30
203172	10248	Needle Bar Crank Friction Washer	05
200428c	10248	" " " " Position Screw	08
200335c	10244	" " " " Set Screw	04
200141F	10248	" Set Screw	02
202335	10667	Presser Bar (hollow) with 200074F	80
202336	10249	" " Bushing	35
200352c	10248	" " " " Set Screw	03
202339	10249	" " Lifter	25
200653c	10249	" " " " Hinge Screw	00
202340	10249	" " Lifting Releasing Lever Bracket	1 10
200260p	10249	Presser Bar Lifting Releasing Lever Bracket Guide Screw	12
202342	10249	Presser Bar Lifting Releasing Lever Bracket Spring (spiral)	02
202337	10249	Presser Bar Position Guide	30
202338	10249	" " " " Lever with 200086c	30
200086c	10248	Presser Bar Position Guide Lever Pinch Screw	03
200352c	10248	Presser Bar Position Guide Set Screw	03
202343	10938	" " Spring (light)	05
202346	10249	" " " " Stop Rod	05

No.	Plate	Name	Each
200492B	10249	Presser Bar Thumb Screw (pressure regulating) .....	\$ 25
200475B	10668	Presser Bar Thumb Screw Thumb Set Screw .....	08
202355	10668	Presser Bar T Screw Thumb Set Screw Packing (brass) .....	01
202418	10929	Presser Foot .....	50
200074F	10249	" " Screw .....	03
202068	12153	Spool Holder Base .....	15
200575H	10668	" " " Screw .....	05
204296	12153	" " Wire .....	10
200079H	10668	" " " Hinge Screw .....	02
204297	12153	Spool Holder complete, Nos. 200079H, 202068 and 204296 .....	25
202397	10668	Take-up (auxiliary) .....	15
200842E	10668	" " Screw .....	10
202398	10247	" Lever .....	1 20
202399	10247	" " Driving Stud with 202277 .....	25
202277	—	" " " " Oil Packing (wick) .....	01
202400	10247	Take-up Lever Hinge Stud with 202423 .....	25
202423	—	" " " " Oil Packing (wick) .....	01
200383C	10246	Take-up Lever Hinge Stud Set Screw .....	02
202401	10247	" " Oiling Felt .....	02
200132E	10247	" " " " Screw .....	02
202402	10247	Tension Disc (back) .....	05
202403	10247	" " (front) .....	10
202404	10247	" Release Plunger .....	05
202405	10247	" " Washer .....	15
202407	10247	" Spring .....	05
200625B	10247	" Stud with 204925 .....	15
200081C	10247	" " Set Screw .....	02
204925	10668	" " Washer .....	01
201572B	10247	" Thumb Nut .....	04
202409	10961	Tension complete, Nos. 200625B, 201572B, 202402, 202403, 202405, 202407 and 202410 .....	55
202410	10961	Thread Controller Spring .....	03
202411	10961	" " " Stop .....	10
200132E	10247	" " " " Screw .....	02
202413	10961	" Guide .....	05
202414	10961	" " .....	03
202415	10961	" " .....	10
202417	10961	" " .....	02
200582H	10961	" " Screw .....	02
200355H	10961	" " Set Screw .....	03

No.	Plate	Name	Each
200368H	10668	Thread Guide Set Screw .....	\$ 02
202091	10961	" Retainer Sleeve .....	05
202092	10961	" " Spring .....	01
201058B	10961	" " Stud .....	07
200368H	10668	" " " Set Screw .....	02
204059	10668	Thread Retainer complete, Nos. 202091, 202092 and 204058B .....	15
202818	10389	Throat Plate, 50 needle hole, for needle sizes 3 to 5, with 202534, 202619 and two 200583H .....	75
202534	10668	Throat Plate Bobbin Case Stop .....	25
202619	10668	" " " " Position Pin, per 100 .....	25
200583H	10668	Throat Plate Bobbin Case Stop Screw .....	02
202872	10668	" " Position Pin, per 100 .....	25
200577H	10245	" " Screw (2) .....	02

# LIST OF PARTS COMPLETE

## FOR

# MACHINE NO. 61 w 12

For Collars and Cuffs (Troy Style)

No.	Plate	Name	Each
*202242	---	Arm .....	\$ —
*203170	---	" 202242 and Red 202532 with two 204235, three each 200010E and 202005	—
202247	10667	Arm Cap .....	35
200278H	10244	" " Screw .....	05
202248H	10244	" " " Washer .....	05
204235	10668	" Position Pin .....	02
200010E	10245	" Screw .....	06
202005	10245	" " Washer .....	01
202249	10940	" Shaft with 200357E and 203100 .....	1 50
202243	10938	" " Bushing (back) with 202244	75
202244	---	" " " " Oil Packing (wick) .....	02
200338C	10244	Arm Shaft Bushing (back) Set Screw ..	04
202245	10667	" " " (front) with 202036 and 202260 .....	55
202260	---	Arm Shaft Bushing (front) Oil Packing (wick) .....	01
200502B	10246	Arm Shaft Bushing (front) Oil Packing Thumb Screw .....	25
202036	10668	Arm Shaft Bushing (front) Position Pin	01
200338C	10244	" " " " Set Screw ..	04
202530	10938	" " Connection Belt .....	60
202252	10244	" " " " Pulley with 200327C, 200602E and two 202253 .....	1 00
200602E	10244	Arm Shaft Connection Belt Pulley Position Screw .....	10
200327C	10244	Arm Shaft Connection Belt Pulley Set Screw .....	04
202253	10244	Arm Shaft Connection Belt Pulley Spring Flange .....	15
203100	---	Arm Shaft Oil Packing (wick) .....	01
200357E	10244	" " " " Stop Screw ..	03
202255	10940	Balance Wheel with 200328C and 200335C	85
200328C	10244	" " Position Screw .....	04
200335C	10244	" " Set Screw .....	04

No.	Plate	Name	Each
*202532	---	Bed with 202872 .....	\$ —
202258	12153	" Hinge Connection (2) .....	08
200570E	10245	" " " Screw (4) .....	05
206879	10938	" Plate (back) .....	25
200577H	10245	" " " Screw .....	02
210616	10667	" Slide (front) with 210617 .....	30
*210617	---	" " " Spring .....	—
202265	10964	Bobbin .....	08
*202848	---	" Case .....	—
202267	10964	" Latch .....	10
202056	10964	" " " Pin .....	01
202269	10964	" " " Plunger .....	05
202270	10964	" " " Spring .....	01
202716	10964	" " Tension Spring .....	15
200984E	10964	" " " " " Regulating Screw .....	01
200594E	10964	Bobbin Case Tension Spring Screw .....	02
202717	10933	Bobbin Case complete, Nos. 200594E, 200984E, 202056, 202267, 202269, 202270, 202716 and 202848 .....	1 00
200459D	10939	Cloth Guide Thumb Screw .....	10
202514	10274	Compound Presser Bar 202506 with 202874 and 225832 .....	2 50
202832	---	Compound Presser Bar 202514 with 202515 to 202519 .....	4 70
202274	10667	Face Plate .....	60
202135	10245	" " Position Pin .....	01
200462B	10245	" " Thumb Screw .....	10
202275	10667	Feed Bar .....	50
200641C	10246	" " Hinge Screw (driving) .....	25
201522E	10246	" " " " Nut .....	03
202276	10245	" " Slide Block .....	15
202298	10245	" " " " Crank with 200038C	25
203124	---	" " " " " 202298 with 200205E, 201518E and 202276 .....	55
200038C	10245	Feed Bar Slide Block Crank Pinch Screw	05
200205E	10245	" " " " " Hinge Screw .....	10
201518E	10245	" " " " " " Nut	04
202280	10913	" Dog .....	50
200106E	10245	" " Screw (2) .....	02
202297	10667	" Driving Connection with 200054E and 202277 .....	75
202298	10245	Feed Driving Connection Crank with 200038C .....	25
200038C	10245	Feed Driving Connection Crank Pinch Screw .....	05
200545C	10245	Feed Driving Connection Hinge Screw	12

No.	Plate	Name	Each
201518E	10245	Feed Driving Connection Hinge Screw	
		Nut .....	\$ 01
202277	—	Feed Driving Connection Oil Packing (wick) .....	01
200054E	10246	Feed Driving Connection Pinch Screw..	03
202300	10246	" " Eccentric Regulating Bracket .....	1 50
203134	—	Feed Driving Eccentric Regulating Bracket 202300 with 202252 two each 201014c and 201525E .....	2 75
201014c	10245	Feed Driving Eccentric Regulating Bracket Hinge Screw .....	12
201525E	10245	Feed Driving Eccentric Regulating Bracket Hinge Screw Nut .....	03
202301	10246	Feed Driving Eccentric Regulating Bracket Plunger .....	05
202595	10246	Feed Driving Eccentric Regulating Bracket Plunger Spring .....	02
200607c	10246	Feed Driving Eccentric Regulating Bracket Plunger Spring Stop Screw ..	05
201014c	10245	Feed Driving Eccentric Regulating Bracket Stop Screw .....	12
201525E	10245	Feed Driving Eccentric Regulating Bracket Stop Screw Nut .....	03
200429c	10246	Feed Driving Eccentric Regulating Screw .....	08
200383c	10246	Feed Driving Eccentric Regulating Screw Check Screw .....	02
202303	10940	Feed Driving Rock Shaft .....	40
206860	—	" " " " 202303 with 200641c, 201522E and 202275.....	1 20
202305c	10245	Feed Driving Rock Shaft Center (2)...	06
200043c	10246	" " " " " Set Screw (2) .....	04
202306	10667	Feed Lifting Connection with 200054E and 202277 .....	75
202307	10246	Feed Lifting Connection Eccentric with 200382c and 200437c .....	60
200437c	10246	Feed Lifting Connection Eccentric Position Screw .....	06
200382c	10359	Feed Lifting Connection Eccentric Set Screw .....	02
200545c	10245	Feed Lifting Connection Hinge Screw...	12
201518E	10245	" " " " " Nut	04
202277	—	" " " Oil Packing (wick) .....	01
200054E	10246	Feed Lifting Connection Pinch Screw..	03

No.	Plate	Name	Each
202308	10940	Feed Lifting Rock Shaft .....	\$ 35
202305c	10245	" " " " Center (2) ...	06
200043c	10246	" " " " " Set Screw (2) .....	04
202310	10938	Feed Regulating Spindle with 202311, 202443 and 202619 .....	1 25
*202311	—	Feed Regulating Spindle Head .....	—
202443	10244	" " " " Pin .....	02
202619	10668	" " " " Position Pin, per 100 .....	25
*206850	—	Hook (sewing) with 203101 .....	—
206979	10512	" 206850 with 200145n, 200596, 200614c, 202064, 202320, 206796 and 206978 .....	2 50
206980	—	Hook and Bobbin Case complete, Nos. 202717 and 206979 .....	3 50
206978	10933	Hook Gib .....	60
200614c	10964	" " Hinge Screw .....	02
200596	10964	" " Screw .....	02
203101	—	" Oil Wick .....	01
*202320	—	" Shaft, 11 $\frac{1}{16}$ in. long .....	—
202321	10245	" " Bushing (back) .....	45
200346c	10245	" " " " Set Screw ..	03
202322	10245	" " " (front) .....	45
200346c	10245	" " " " Set Screw ..	03
202323	10244	" " Connection Belt Pulley with 202324 and two 200378c .....	60
200378c	10668	Hook Shaft Connection Belt Pulley Set Screw .....	02
202324	10244	Hook Shaft Connection Belt Pulley Spring Flange .....	08
202260	—	Hook Shaft Oil Packing (wick) (2).....	01
202064	10964	" " Pin .....	01
206796	10933	" Washer Needle Guard .....	20
200145n	10964	" " " " Screw .....	02
202445	10936	Knee Lifter Connection Lever with 202446	07
202786	—	" " " " 202445 with 200224n, 200262n, 202447 and 202449..	45
200224n	10248	Knee Lifter Connection Lever Hinge Screw .....	12
202447	10936	Knee Lifter Connection Lever Lifting Rod with 202302 .....	06
202302	10248	Knee Lifter Connection Lever Lifting Rod Cotter Pin .....	01
202446	10246	Knee Lifter Connection Lever Pin .....	03
202449	10936	" " Lifting Lever .....	10
200262n	10248	" " " " Hinge Screw..	10
202649	10911	Needle Bar (offset, hollow) with 200141E	80



No.	Plate	Name	Each
202327	10248	Needle Bar Bushing .....	\$ 50
206881	—	“ “ “ 202327 with 202619	1 30
200352c	10248	“ “ “ Set Screw .....	02
202331	10248	“ “ Connecting Link .....	1 25
202332	10668	“ “ “ “ Oil Guard .....	10
200161D	10247	“ “ “ “ “ “ “ Screw .....	01
202333	10248	Needle Bar Connecting Link Stud with 202254 .....	25
202254	—	Needle Bar Connecting Link Stud Oil Packing (wick) .....	01
200374c	10668	Needle Bar Connecting Link Stud Set Screw .....	02
*206891	—	Needle Bar Connecting Stud .....	
202329	10248	“ “ “ “ 206891 with 200086c and 202330 .....	35
202330	—	Needle Bar Connecting Stud Oil Packing (wick) .....	01
200086c	10248	Needle Bar Connecting Stud Pinch Screw .....	03
202328	10938	Needle Bar Crank with 200335c, 200428c and two 200374c .....	75
206919	—	Needle Bar Crank 202328 with 202333 .....	1 00
203117	—	“ “ “ 206919 with 202329, 202331 and 202398 to 202400 .....	4 30
203172	10248	Needle Bar Crank Friction Washer .....	05
200428c	10248	“ “ “ “ Position Screw .....	08
200335c	10244	“ “ “ “ Set Screw .....	01
200141F	10248	“ “ “ “ Set Screw .....	02
202506	10932	Presser Bar (hollow) .....	80
202509	10275	“ “ Auxiliary Bar with 200543H .....	75
202510	10275	“ “ “ “ Collar with 200141F .....	06
200141F	10275	Presser Bar Auxiliary Bar Collar Set Screw .....	02
200543H	10275	Presser Bar Auxiliary Bar Foot Screw .....	05
202512	10275	“ “ “ “ Pin .....	01
202513	10275	“ “ “ “ Spring .....	02
*206904	—	“ “ Bracket .....	
202507	10275	“ “ “ 206904 with 200387c .....	75
202874	—	“ “ “ 202507 with 202509, 202510, 202512 and 202513 .....	1 60
200387c	10275	Presser Bar Bracket Set Screw .....	02
202336	10249	“ “ Bushing .....	35
200352c	10248	“ “ “ Set Screw .....	02
202339	10249	“ “ Lifter .....	25
200653c	10249	“ “ “ Hinge Screw .....	06
202340	10249	“ “ Lifting Releasing Lever Bracket .....	1 10

No.	Plate	Name	Each
200260D	10249	Presser Bar Lifting Releasing Lever Bracket Guide Screw .....	\$ 12
202342	10249	Presser Bar Lifting Releasing Lever Bracket Spring (spiral) .....	02
202337	10249	Presser Bar Position Guide .....	30
202338	10249	“ “ “ “ Lever with 200086c .....	30
200086c	10248	Presser Bar Position Guide Lever Pinch Screw .....	03
200352c	10248	Presser Bar Position Guide Set Screw .....	03
202343	10938	“ “ Spring (light) .....	05
202346	10249	“ “ “ Stop Rod .....	05
215610	—	“ “ Stop Collar .....	10
225832B	10359	“ “ “ “ 215610 with 200113F .....	15
200113F	10359	Presser Bar Stop Collar Set Screw .....	03
200492B	10249	“ “ Thumb Screw (pressure regulating) .....	25
200475B	10668	Presser Bar Thumb Screw Thumb Set Screw .....	08
202355	10668	Presser Bar Thumb Screw Thumb Set Screw Packing (brass) .....	01
202515	10275	Presser Foot .....	40
202068	12153	Spool Holder Base .....	15
200575H	10668	“ “ “ Screw .....	05
201296	12153	“ “ Wire .....	10
200079H	10668	“ “ “ Hinge Screw .....	02
204297	12153	Spool Holder complete, Nos. 200079H, 202068 and 204296 .....	25
202397	10668	Take-up (auxiliary) .....	15
200842E	10668	“ “ Screw .....	10
202398	10247	“ Lever .....	1 20
202399	10247	“ “ Driving Stud with 202277 .....	25
202277	—	“ “ “ “ Oil Packing (wick) .....	01
202400	10247	Take-up Lever Hinge Stud with 202423 .....	25
202423	—	“ “ “ “ Oil Packing (wick) .....	01
200383c	10246	Take-up Lever Hinge Stud Set Screw .....	02
202401	10247	“ “ Oiling Felt .....	02
200132E	10247	“ “ “ “ Screw .....	02
202402	10247	Tension Disc (back) .....	05
202403	10247	“ “ (front) .....	10
202404	10247	“ Release Plunger .....	05
202405	10247	“ “ Washer .....	15
202407	10247	“ Spring .....	05
200625B	10247	“ Stud with 204925 .....	15
200081F	10247	“ “ Set Screw .....	02

No.	Plate	Name	Each
204925	10668	Tension Stud Washer .....	\$ 01
201572B	10247	" Thumb Nut .....	04
202409	10961	Tension complete, Nos. 200625B, 201572B, 202402, 202403, 202405, 202407 and 202410 .....	55
202410	10961	Thread Controller Spring .....	03
202411	10961	" " " Stop .....	10
200132E	10247	" " " " Screw ...	02
202413	10961	" Guide .....	05
202414	10961	" " .....	03
202415	10961	" " .....	10
202417	10961	" " .....	02
200582H	10961	" " Screw .....	02
200355H	10961	" " Set Screw .....	03
200368H	10668	" " " " .....	02
202091	10961	" Retainer Sleeve .....	05
202092	10961	" " Spring .....	01
204058B	10961	" " Stud .....	07
200368H	10668	" " " Set Screw .....	02
204059	10668	Thread Retainer complete, Nos. 202091, 202092 and 204058B .....	15
202814	10389	Throat Plate, 50 needle hole, for needle sizes 3 to 5, with 202534, 202619 and two 200583H .....	75
202534	10668	Throat Plate Bobbin Case Stop .....	25
202619	10668	" " " " " Position Pin, per 100 .....	25
200583H	10668	Throat Plate Bobbin Case Stop Screw...	02
202872	10668	" " Position Pin, per 100 .....	25
200577H	10245	" " Screw (2) .....	02

## MACHINE NO. 61 w 13

### FOR COLLARS AND CUFFS

This Machine is the same as No. 61 w 12 with the following exceptions:

No.	Plate	Name	Each
206851	10964	Hook 206850 with 200145H, 200596F, 200614C, 202064, 202320, 206852 and 206853, in place of 206979 .....	\$2 50
206893	—	Hook and Bobbin Case complete, Nos. 202717 and 206851, in place of 206980	3 50
206852	10964	Hook Gib, in place of 206978 .....	60
202729	10911	Needle Bar with 200141E, in place of 202649 .....	80
206890	—	Needle Bar Bushing 202327 with 202729, in place of 206881 .....	1 30

**LIST OF PARTS COMPLETE**  
FOR  
**MACHINE NO. 61 w 16**  
HAS MECHANICAL OPENER

For Overalls, Tailoring, Tennis Shoes, Binding Mattresses,  
Knit Goods, Etc.

No.	Plate	Name	Each
*202242	—	Arm .....	\$ —
*203170	—	" 202242 and Bed 202532 with two 204235, three each 200010E and 202005	—
202247	10667	Arm Cap .....	35
200278H	10244	" " Screw .....	05
202248H	10244	" " Washer .....	05
204235	10668	" Position Pin .....	02
200010E	10245	" Screw .....	06
202005	10245	" " Washer .....	01
202249	10940	" Shaft with 200357E and 203100....	1 50
202243	10938	" " Bushing (back) with 202244	75
202244	—	" " " Oil Packing (wick) .....	02
200338C	10244	Arm Shaft Bushing (back) Set Screw..	04
202245	10667	" " " (front) with 202036 and 202260 .....	55
202260	—	Arm Shaft Bushing (front) Oil Packing (wick) .....	01
200502B	10246	Arm Shaft Bushing (front) Oil Packing Thumb Screw .....	25
202036	10668	Arm Shaft Bushing (front) Position Pin	01
200338C	10244	" " " " Set Screw..	04
202530	10938	" " Connection Belt .....	60
202252	10244	" " " " Pulley with 200327C, 200602E and two 202253 .....	1 00
200602E	10244	Arm Shaft Connection Belt Pulley Position Screw .....	10
200327C	10244	Arm Shaft Connection Belt Pulley Set Screw .....	04
202253	10244	Arm Shaft Connection Belt Pulley Spring Flange .....	15
203100	—	Arm Shaft Oil Packing (wick) .....	01
200357E	10244	" " " " Stop Screw .....	03
202255	10940	Balance Wheel with 200328C and 200335C	85
200328C	10244	" " Position Screw .....	04
200335C	10244	" " Set Screw .....	04

No.	Plate	Name	Each
*202532	—	Bed with 202872 .....	\$ —
202258	12153	" Hinge Connection (2) .....	08
200570E	10245	" " " Screw (4) .....	05
206879	10938	" Plate (back) .....	25
200577H	10245	" " " Screw .....	02
210616	10667	" Slide (front) with 210617 .....	30
*210617	—	" " " Spring .....	—
202265	10964	Bobbin .....	08
*202967	—	" Case .....	—
202267	10964	" " Latch .....	10
202056	10964	" " " Pin .....	01
202269	10964	" " " Plunger .....	05
202270	10964	" " " Spring .....	01
202716	10964	" " Tension Spring .....	15
200984E	10964	" " " " Regulating Screw .....	04
200594E	10964	Bobbin Case Tension Spring Screw .....	02
202796	10963	Bobbin Case complete, Nos. 200594E, 200984E, 202056, 202267, 202269, 202270, 202716 and 202967 .....	1 00
202500	10963	Bobbin Case Lever .....	25
202501	10963	" " " Bushing .....	45
200333C	10963	" " " " Set Screw ..	04
202502	10963	" " " Driving Cam with 200380C and 200444C .....	30
202503	10963	Bobbin Case Lever Driving Cam Lever with 200086C .....	30
200086C	10963	Bobbin Case Lever Driving Cam Lever Pinch Screw .....	03
202504	10963	Bobbin Case Lever Driving Cam Lever Spring (spiral) .....	10
200444C	10963	Bobbin Case Lever Driving Cam Position Screw .....	04
200380C	10963	Bobbin Case Lever Driving Cam Set Screw .....	02
202841	10963	Bobbin Case Lever complete, Nos. 202500 to 202504 .....	1 50
202505	—	Bobbin Case Outfit complete, Nos. 200333C, 202796 and 202841 .....	2 50
200459D	10939	Cloth Guide Thumb Screw .....	10
202274	10667	Face Plate .....	60
202135	10245	" " Position Pin .....	01
200462B	10245	" " Thumb Screw .....	10
202275	10667	Feed Bar .....	50
200641C	10246	" " Hinge Screw (driving) .....	25
201522E	10246	" " " " Nut .....	03
202276	10245	" " Slide Block .....	15
202298	10245	" " " " Crank with 200038C	25

No.	Plate	Name	Each
203124	—	Feed Bar Slide Block Crank 202298 with 200205E, 201518E and 202276 .....	\$ 55
200038c	10245	Feed Bar Slide Block Crank Pinch Screw .....	05
200205E	10245	Feed Bar Slide Block Hinge Screw ....	10
201518E	10245	" " " " " " Nut	04
202288	10913	" Dog .....	50
200106E	10245	" " Screw (2) .....	02
202297	10667	" Driving Connection with 200054E and 202277 .....	75
202298	10245	Feed Driving Connection Crank with 200038c .....	25
200038c	10245	Feed Driving Connection Crank Pinch Screw .....	05
200545c	10245	Feed Driving Connection Hinge Screw...	12
201518E	10245	" " " " " " Nut	04
202277	—	" " " Oil Packing (wick) .....	01
200054E	10246	Feed Driving Connection Pinch Screw...	03
202300	10246	" " Eccentric Regulating Bracket .....	1 50
203134	—	Feed Driving Eccentric Regulating Bracket 202300 with 202252, two each 201014c and 201525E .....	2 75
201014c	10245	Feed Driving Eccentric Regulating Bracket Hinge Screw .....	12
201525E	10245	Feed Driving Eccentric Regulating Bracket Hinge Screw Nut .....	03
202301	10246	Feed Driving Eccentric Regulating Bracket Plunger .....	05
202595	10246	Feed Driving Eccentric Regulating Bracket Plunger Spring .....	02
200607c	10246	Feed Driving Eccentric Regulating Bracket Plunger Spring Stop Screw...	05
201014c	10245	Feed Driving Eccentric Regulating Bracket Stop Screw .....	12
201525E	10245	Feed Driving Eccentric Regulating Bracket Stop Screw Nut .....	03
200429c	10246	Feed Driving Eccentric Regulating Screw .....	08
200383c	10246	Feed Driving Eccentric Regulating Screw Check Screw .....	02
202303	10940	Feed Driving Rock Shaft .....	40
206860	—	" " " 202303 with 200641c, 201522E and 202275 .....	1 20
202305c	10245	Feed Driving Rock Shaft Center (2) ....	06
200043c	10246	" " " " " " S e t Screw (2) .....	04

No.	Plate	Name	Each
202306	10667	Feed Lifting Connection with 200054E and 202277 .....	\$ 75
202307	10246	Feed Lifting Connection Eccentric with 200382c and 200437c .....	60
200437c	10246	Feed Lifting Connection Eccentric Position Screw .....	06
200382c	10359	Feed Lifting Connection Eccentric Set Screw .....	02
200545c	10245	Feed Lifting Connection Hinge Screw...	12
201518E	10245	" " " " " " Nut	04
202277	—	" " " Oil Packing (wick) .....	01
200054E	10246	Feed Lifting Connection Pinch Screw...	03
202308	10940	" " Rock Shaft .....	35
202305c	10245	" " " " Center (2) ....	06
200043c	10246	" " " " " " S e t Screw (2) .....	04
202310	10938	Feed Regulating Spindle with 202311, 202443 and 202619 .....	1 25
*202311	—	Feed Regulating Spindle Head .....	—
202443	10244	" " " " Pin .....	02
202619	10668	" " " " Position Pin, per 100 .....	25
*206850	—	Hook (sewing) with 203101 .....	—
206851	10964	" 206850 with 200145u, 200596, 200614c, 202064, 202320, 206852 and 206853 .....	2 50
206869	—	Hook and Bobbin Case complete, Nos. 202796 and 206851 .....	3 50
206852	10964	Hook Gib .....	60
200614c	10964	" " Hinge Screw .....	02
200596	10964	" " Screw .....	02
203101	—	" Oil Wick .....	01
*202320	—	" Shaft, 11 1/2 in. long .....	—
202321	10245	" " Bushing (back) .....	45
200346c	10245	" " " " Set Screw...	03
202322	10245	" " " (front) .....	45
200346c	10215	" " " " Set Screw...	03
202323	10244	" " Connection Belt Pulley with 202324 and two 200378c .....	60
200378c	10668	Hook Shaft Connection Belt Pulley Set Screw .....	02
202324	10244	Hook Shaft Connection Belt Pulley Spring Flange .....	08
202260	—	Hook Shaft Oil Packing (wick) (2).....	01
202064	10964	" " Pin .....	01
206853	10964	" Washer Needle Guard .....	20
200145u	10964	" " " " Screw .....	02



No.	Plate	Name	Each
200383c	10246	Take-up Lever Hinge Stud Set Screw...	\$ 02
202401	10247	" " Oiling Felt .....	02
200132E	10247	" " " " Screw .....	02
202402	10247	Tension Disc (back) .....	05
202403	10247	" " (front) .....	10
202404	10247	" Release Plunger .....	05
202405	10247	" " Washer .....	15
202407	10247	" Spring .....	05
200625B	10247	" Stud with 204925 .....	15
200081c	10247	" " Set Screw .....	02
204925	10668	" " Washer .....	01
201572B	10247	" Thumb Nut .....	04
202409	10961	Tension complete, Nos. 200625B, 201572B, 202402, 202403, 202405, 202407 and 202410 .....	55
202110	10961	Thread Controller Spring .....	03
202411	10961	" " " Stop .....	10
200132E	10247	" " " " Screw .....	02
202413	10961	" Guide .....	05
202414	10961	" " .....	03
202415	10961	" " .....	10
202417	10961	" " .....	02
200582H	10961	" " Screw .....	02
200355H	10961	" " Set Screw .....	03
200368H	10668	" " " " .....	02
202091	10961	" Retainer Sleeve .....	05
202092	10961	" " Spring .....	01
204058R	10961	" " Stud .....	07
200368H	10668	" " " Set Screw .....	02
204059	10668	Thread Retainer complete, Nos. 202091, 202092 and 204058B .....	15
202826	10390	Throat Plate, 46 elongated needle hole, for needle sizes 6 to 8, with 202534, 202619 and two 200583H .....	75
202534	10668	Throat Plate Bobbin Case Stop .....	25
202619	10668	" " " " " Position Pin, per 100 .....	25
200583H	10668	Throat Plate Bobbin Case Stop Screw...	02
202872	10668	" " Position Pin, per 100 .....	25
200577H	10245	" " Screw (2) .....	02

## LIST OF PARTS COMPLETE

FOR

## MACHINE NO. 61 w 18

For Overalls, Tailoring, Canvas, Tennis Shoes, Etc.

No.	Plate	Name	Each
*202242	---	Arm .....	\$ ---
*203170	---	" 202242 and Bed 202532 with two 204235, three each 200010E and 202005	---
202247	10667	Arm Cap .....	35
200278H	10244	" " Screw .....	05
202248H	10244	" " " Washer .....	05
204235	10668	" Position Pin .....	02
200010E	10245	" Screw .....	06
202005	10245	" " Washer .....	01
202249	10910	" Shaft with 200357E and 203100....	1 50
202243	10938	" " Bushing (back) with 202244	75
202244	---	" " " Oil Packing (wick) .....	02
200338c	10244	Arm Shaft Bushing (back) Set Screw...	04
202245	10667	" " " (front) with 202036 and 202260 .....	55
202260	---	Arm Shaft Bushing (front) Oil Packing (wick) .....	01
200502B	10246	Arm Shaft Bushing (front) Oil Packing Thumb Screw .....	25
202036	10668	Arm Shaft Bushing (front) Position Pin	01
200338c	10244	" " " " Set Screw...	04
202530	10938	" " Connection Belt .....	60
202252	10244	" " " " Pulley with 200327c, 200602E and two 202253 .....	1 00
200602E	10244	Arm Shaft Connection Belt Pulley Position Screw .....	10
200327c	10244	Arm Shaft Connection Belt Pulley Set Screw .....	04
202253	10244	Arm Shaft Connection Belt Pulley Spring Flange .....	15
203100	---	Arm Shaft Oil Packing (wick) .....	01
200357E	10244	" " " " Stop Screw .....	03
202255	10940	Balance Wheel with 200328c and 200335c	85
200328c	10244	" " Position Screw .....	04
200335c	10244	" " Set Screw .....	04

No.	Plate	Name	Each
*202532	---	Bed with 202872 .....	\$ --
202258	12153	" Hinge Connection (2) .....	08
200570E	10245	" " " Screw (4) .....	05
206879	10938	" Plate (back) .....	25
200577H	10245	" " " Screw .....	02
210616	10667	" Slide (front) with 210617 .....	30
*210617	---	" " " Spring .....	--
202265	10964	Bobbin .....	08
*202806	---	" Case .....	--
202267	10964	" " Latch .....	10
202056	10964	" " " Pin .....	01
202269	10964	" " " Plunger .....	05
202270	10964	" " " Spring .....	01
202716	10964	" " Tension Spring .....	15
200984F	10964	" " " " Regulating Screw .....	04
200594F	10964	Bobbin Case Tension Spring Screw .....	02
202533	10964	Bobbin Case complete, Nos. 200594F, 200984F, 202056, 202267, 202269, 202270, 202716 and 202806 .....	1 00
200459D	10939	Cloth Guide Thumb Screw .....	10
202274	10667	Face Plate .....	60
202135	10245	" " Position Pin .....	01
200462B	10245	" " Thumb Screw .....	10
202275	10667	Feed Bar .....	50
200641c	10246	" " Hinge Screw (driving) .....	25
201522E	10246	" " " " Nut .....	02
202276	10245	" " Slide Block .....	15
202298	10245	" " " " Crank with 200038c .....	25
203124	---	" " " " " 202298 with 200205F, 201518E and 202276 .....	55
200038c	10245	Feed Bar Slide Block Crank Pinch Screw .....	05
200205F	10245	" " " " Hinge Screw .....	10
201518E	10245	" " " " " Nut .....	04
202288	10913	" Dog .....	50
200106E	10245	" " Screw (2) .....	02
202297	10667	" Driving Connection with 200054E and 202277 .....	75
202298	10245	Feed Driving Connection Crank with 200038c .....	25
200038c	10245	Feed Driving Connection Crank Pinch Screw .....	05
200545c	10245	Feed Driving Connection Hinge Screw .....	12
201518E	10245	" " " " " " Nut .....	04
202277	---	Feed Driving Connection Oil Packing (wick) .....	01

No.	Plate	Name	Each
200054E	10246	Feed Driving Connection Pinch Screw ..	\$ 03
202300	10246	" " Eccentric Regulating Bracket .....	1 50
203134	---	Feed Driving Eccentric Regulating Bracket 202300 with 202252, two each 201014c and 201525E .....	2 75
201014c	10245	Feed Driving Eccentric Regulating Bracket Hinge Screw .....	12
201525E	10245	Feed Driving Eccentric Regulating Bracket Hinge Screw Nut .....	03
202301	10246	Feed Driving Eccentric Regulating Bracket Plunger .....	05
202595	10246	Feed Driving Eccentric Regulating Bracket Plunger Spring .....	02
200607c	10246	Feed Driving Eccentric Regulating Bracket Plunger Spring Stop Screw ..	05
201014c	10245	Feed Driving Eccentric Regulating Bracket Stop Screw .....	12
201525E	10245	Feed Driving Eccentric Regulating Bracket Stop Screw Nut .....	03
200429c	10246	Feed Driving Eccentric Regulating Screw .....	08
200383c	10246	Feed Driving Eccentric Regulating Screw Check Screw .....	02
202303	10940	Feed Driving Rock Shaft .....	40
206860	---	" " " " 202303 with 200641c, 201522E and 202275 .....	1 20
202305c	10245	Feed Driving Rock Shaft Center (2) ...	06
200043c	10246	" " " " " Set Screw (2) .....	04
202306	10667	Feed Lifting Connection with 200054E and 202277 .....	75
202307	10246	Feed Lifting Connection Eccentric with 200382c and 200437c .....	60
200437c	10246	Feed Lifting Connection Eccentric Position Screw .....	06
200382c	10359	Feed Lifting Connection Eccentric Set Screw .....	02
200515c	10245	Feed Lifting Connection Hinge Screw ..	12
201518E	10245	" " " " " Nut .....	04
202277	---	" " " " Oil Packing (wick) .....	01
200054E	10246	Feed Lifting Connection Pinch Screw ..	03
202308	10940	" " Rock Shaft .....	35
202305c	10245	" " " " Center (2) ...	06
200043c	10246	" " " " " Set Screw (2) .....	04

No.	Plate	Name	Each
202310	10938	Feed Regulating Spindle with 202311, 202443 and 202619 .....	\$ 1 25
*202311	—	Feed Regulating Spindle Head .....	—
202443	10244	" " " " Pin .....	02
202619	10668	" " " " Position Pin, per 100 .....	25
*206850	—	Hook (sewing) with 203101 .....	—
206851	10964	" 206850 with 200145II, 200596F, 200614c, 202064, 202320, 206852 and 206853 .....	2 50
206854	—	Hook and Bobbin Case complete, Nos. 202533 and 206851 .....	3 50
206852	10964	Hook Gib .....	60
200614c	10964	" " Hinge Screw .....	02
200596F	10964	" " Screw .....	02
203101	—	" Oil Wick .....	01
*202320	—	" Shaft, 11 <sup>1</sup> / <sub>16</sub> in. long .....	—
202321	10245	" " Bushing (back) .....	45
200346c	10245	" " " " Set Screw .....	03
202322	10245	" " " (front) .....	45
200346c	10245	" " " " Set Screw .....	03
202323	10244	" " Connection Belt Pulley with 202324 and two 200378c .....	60
200378c	10668	Hook Shaft Connection Belt Pulley Set Screw .....	02
202324	10244	Hook Shaft Connection Belt Pulley Spring Flange .....	08
202260	—	Hook Shaft Oil Packing (wick) (2) .....	01
202064	10964	" " Pin .....	01
206853	10964	" Washer Needle Guard .....	20
200145II	10964	" " " " Screw .....	02
202445	10936	Knee Lifter Connection Lever with 202446 .....	07
202786	—	" " " " 202445 with 200224II, 200262II, 202447 and 202449 .....	45
200224II	10248	Knee Lifter Connection Lever Hinge Screw .....	12
202447	10936	Knee Lifter Connection Lever Lifting Rod with 202302 .....	06
202302	10248	Knee Lifter Connection Lever Lifting Rod Cotter Pin .....	01
202446	10246	Knee Lifter Connection Lever Pin .....	03
202449	10936	" " Lifting Lever .....	10
200262II	10248	" " " " Hinge Screw .....	10
202326	10248	Needle Bar with 200141F .....	80
202550	10283	" " Bushing .....	50
206850	—	" " " 202550 with 202326 .....	1 30
200352c	10248	" " " Set Screw .....	03

No.	Plate	Name	Each
202552	10283	Needle Bar Connecting Link .....	\$1 25
202332	10668	" " " " Oil Guard .....	10
200161D	10247	" " " " " " " Screw .....	04
202333	10248	Needle Bar Connecting Link Stud with 202254 .....	25
202254	—	Needle Bar Connecting Link Stud Oil Packing (wick) .....	01
200374c	10668	Needle Bar Connecting Link Stud Set Screw .....	02
200383c	10246	Needle Bar Connecting Link Stud Set Screw .....	02
*206891	—	Needle Bar Connecting Stud .....	—
202329	10248	" " " " 206891 with 200086c and 202330 .....	35
202330	—	Needle Bar Connecting Stud Oil Packing (wick) .....	01
200086c	10248	Needle Bar Connecting Stud Pinch Screw .....	03
202551	10938	" " Crank with 200335c, 200374c, 200383c and 200428c .....	75
206920	—	Needle Bar Crank 202551 with 202333 .....	1 00
203771	—	" " " 206920 with 202329, 202398 to 202400 and 202552 .....	4 30
203172	10248	Needle Bar Crank Friction Washer .....	05
200428c	10248	" " " Position Screw .....	08
200335c	10244	" " " Set Screw .....	04
200141F	10248	" Set Screw .....	02
202335	10667	Presser Bar (hollow) with 200074F .....	80
202336	10249	" " Bushing .....	35
200352c	10248	" " " Set Screw .....	03
202554	10283	" " Lifter .....	25
200653c	10249	" " " Hinge Screw .....	06
202553	10283	" " Lifting Releasing Lever Bracket .....	1 10
200260D	10249	Presser Bar Lifting Releasing Lever Bracket Guide Screw .....	12
202342	10249	Presser Bar Lifting Releasing Lever Bracket Spring (spiral) .....	02
202337	10249	Presser Bar Position Guide .....	30
202338	10249	" " " " Lever with 200086c .....	30
200086c	10248	Presser Bar Position Guide Lever Pinch Screw .....	03
200352c	10248	Presser Bar Position Guide Set Screw .....	03
202378	10938	" " Spring (heavy) .....	05
202346	10249	" " " Stop Rod .....	05
200492R	10249	" " Thumb Screw (pressure regulating) .....	25



No.	Plate	Name	Each
200475B	10668	Presser Bar Thumb Screw Thumb Set Screw .....	\$ 08
202355	10668	Presser Bar Thumb Screw Thumb Set Screw Packing (brass) .....	01
202090	10288	Presser Foot Hinge Pin .....	01
203011	—	" " Plate .....	65
202924	—	" " Shank .....	60
229867	10927	Presser Foot (hinged) complete, Nos. 202090, 202924 and 203011 .....	1 25
200074F	10249	Presser Foot Screw .....	03
226057	10939	Quilter Bracket with 200481B .....	15
200118E	10939	" " Screw .....	02
200481B	10939	" Thumb Screw .....	06
202068	12153	Spool Holder Base .....	15
200575H	10668	" " " Screw .....	05
204296	12153	" " Wire .....	10
200079H	10668	" " " Hinge Screw .....	02
201297	12153	Spool Holder complete, Nos. 200079H, 202068 and 204296 .....	25
202397	10668	Take-up (auxiliary) .....	15
200842E	10668	" " Screw .....	10
202398	10247	" Lever .....	1 20
202399	10247	" " Driving Stud with 202277 .....	25
202277	—	" " " " Oil Packing (wick) .....	01
202400	10247	Take-up Lever Hinge Stud with 202423 .....	25
202423	—	" " " " Oil Packing (wick) .....	01
200383C	10246	Take-up Lever Hinge Stud Set Screw .....	02
202401	10247	" " Oiling Felt .....	02
200132E	10247	" " " Screw .....	02
202402	10247	Tension Disc (back) .....	05
202403	10247	" " (front) .....	10
202404	10247	" Release Plunger .....	05
202405	10247	" " Washer .....	15
202407	10247	" Spring .....	05
200625B	10247	" Stud with 204925 .....	15
200081C	10247	" " Set Screw .....	02
204925	10668	" " Washer .....	01
201572B	10247	" Thumb Nut .....	04
202409	10961	Tension complete, Nos. 200625B, 201572B, 202402, 202403, 202405, 202407 and 202410 .....	55
202410	10961	Thread Controller Spring .....	03
202411	10961	" " " Stop .....	10
200132E	10247	" " " Screw .....	02
202413	10961	" Guide .....	05
202414	10961	" " .....	03

No.	Plate	Name	Each
202415	10961	Thread Guide .....	\$ 10
202417	10961	" " .....	02
200582H	10961	" " Screw .....	02
200355H	10961	" " Set Screw .....	03
200368H	10668	" " " " .....	02
202091	10961	" Retainer Sleeve .....	05
202092	10961	" " Spring .....	01
204058B	10961	" " Stud .....	07
200368H	10668	" " " Set Screw .....	02
204059	10668	Thread Retainer complete, Nos. 202091, 202092 and 204058B .....	15
202826	10390	Throat Plate, 46 elongated needle hole, for needle sizes 6 to 8, with 202534, 202619 and two 200583H .....	75
202534	10668	Throat Plate Bobbin Case Stop .....	25
202619	10668	" " " " Position Pin, per 100 .....	25
200583H	10668	Throat Plate Bobbin Case Stop Screw .....	02
202872	10668	" " Position Pin, per 100 .....	25
200577H	10245	" " Screw (2) .....	02

# LIST OF PARTS COMPLETE

FOR

## MACHINE NO. 61 w 22

For Tuck Marking. Has Tuck Marker complete 226193

Operates by the Feed Lifting Rock Shaft

No.	Plate	Name	Each
*202242	----	Arm .....	\$ --
*203170	----	" 202242 and Bed 202532 with two 204235, three each 200010E and 202005	---
202247	10667	Arm Cap .....	35
200278H	10244	" " Screw .....	05
202248H	10244	" " " Washer .....	05
204235	10668	" Position Pin .....	02
200010E	10245	" Screw .....	06
202005	10245	" " Washer .....	01
202249	10940	" Shaft with 200357E and 203100....	1 50
202243	10938	" " Bushing (back) with 202244	75
202244	----	" " " Oil Packing (wick) .....	02
200338C	10244	Arm Shaft Bushing (back) Set Screw ..	04
202245	10667	" " " (front) with 202036 and 202260 .....	55
202260	----	Arm Shaft Bushing (front) Oil Packing (wick) .....	01
200502B	10246	Arm Shaft Bushing (front) Oil Packing Thumb Screw .....	25
202036	10668	Arm Shaft Bushing (front) Position Pin	01
200338C	10244	" " " " Set Screw..	04
202530	10938	" " Connection Belt .....	60
202252	10244	" " " " Pulley with 200327C, 200602E and two 202253 .....	1 00
200602E	10244	Arm Shaft Connection Belt Pulley Position Screw .....	10
200327C	10244	Arm Shaft Connection Belt Pulley Set Screw .....	04
202253	10244	Arm Shaft Connection Belt Pulley Spring Flange .....	15
203100	----	Arm Shaft Oil Packing (wick) .....	01
200357E	10244	" " " " Stop Screw ...	03
202255	10940	Balance Wheel with 200328C and 200335C	85
200328C	10244	" " Position Screw .....	04
200335C	10244	" " Set Screw .....	04

No.	Plate	Name	Each
*202532	----	Bed with 202872 .....	\$ --
202258	12153	" Hinge Connection (2) .....	08
200570E	10245	" " " Screw (4) ....	05
206879	10938	" Plate (back) .....	25
200577H	10245	" " " Screw .....	02
210616	10667	" Slide (front) with 210617 .....	30
*210617	----	" " " Spring .....	1
202265	10964	Bobbin .....	08
*202806	----	" Case .....	1
202267	10964	" " Latch .....	10
202056	10964	" " " Pin .....	01
202269	10964	" " " Plunger .....	05
202270	10964	" " " Spring .....	01
202716	10964	" " Tension Spring .....	15
200984F	10964	" " " " Regulating Screw .....	04
200594F	10964	Bobbin Case Tension Spring Screw ....	02
202533	10964	Bobbin Case complete, Nos. 200594F, 200984F, 202056, 202267, 202269, 202270, 202716 and 202806 .....	1 00
200459D	10939	Cloth Guide Thumb Screw .....	10
202274	10667	Face Plate .....	60
202135	10245	" " Position Pin .....	01
200462B	10245	" " Thumb Screw .....	10
202275	10667	Feed Bar .....	50
200641C	10246	" " Hinge Screw (driving) .....	25
201522E	10216	" " " " Nut .....	03
202276	10215	" " Slide Block .....	15
202298	10245	" " " " Crank with 200038C	25
203124	----	" " " " " 202298 with 200205E, 201518E and 202276 .....	55
200038C	10245	Feed Bar Slide Block Crank Pinch Screw	05
200205E	10245	" " " " Hinge Screw ....	10
201518E	10215	" " " " " " Nut	04
202294	10912	" Dog .....	50
200106E	10245	" " Screw (2) .....	02
202297	10667	" Driving Connection with 200054E and 202277 .....	75
202298	10215	Feed Driving Connection Crank with 200038C .....	25
200038C	10215	Feed Driving Connection Crank Pinch Screw .....	05
200545C	10245	Feed Driving Connection Hinge Screw	12
201518E	10245	" " " " " " Nut .....	04
202277	----	Feed Driving Connection Oil Packing (wick) .....	01

No.	Plate	Name	Each
200054E	10246	Feed Driving Connection Pinch Screw	\$ 03
202300	10246	" " Eccentric Regulating Bracket	1 50
203134	—	Feed Driving Eccentric Regulating Bracket 202300 with 202252, two each 201014c and 201525c	2 75
201014c	10245	Feed Driving Eccentric Regulating Bracket Hinge Screw	12
201525E	10245	Feed Driving Eccentric Regulating Bracket Hinge Screw Nut	03
202301	10246	Feed Driving Eccentric Regulating Bracket Plunger	05
202595	10246	Feed Driving Eccentric Regulating Bracket Plunger Spring	02
200607c	10246	Feed Driving Eccentric Regulating Bracket Plunger Spring Stop Screw	05
201014c	10245	Feed Driving Eccentric Regulating Bracket Stop Screw	12
201525E	10245	Feed Driving Eccentric Regulating Bracket Stop Screw Nut	03
200429c	10246	Feed Driving Eccentric Regulating Screw	08
200383c	10246	Feed Driving Eccentric Regulating Screw Check Screw	02
202303	10940	Feed Driving Rock Shaft	40
206860	—	" " " " 202303 with 200641c, 201522E and 202275	1 20
202305c	10245	Feed Driving Rock Shaft Center (2)	06
200043c	10246	" " " " " Set Screw (2)	04
202306	10667	Feed Lifting Connection with 200054E and 202277	75
202307	10246	Feed Lifting Connection Eccentric with 200382c and 200437c	60
200437c	10246	Feed Lifting Connection Eccentric Position Screw	06
200382c	10359	Feed Lifting Connection Eccentric Set Screw	02
200545c	10245	Feed Lifting Connection Hinge Screw	12
201518E	10245	" " " " " Nut	04
202277	—	" " " " Oil Packing (wick)	01
200054E	10246	Feed Lifting Connection Pinch Screw	03
202308	10940	" " Rock Shaft	35
202305c	10245	" " " " Center (2)	06
200043c	10246	" " " " " Set Screw (2)	04

No.	Plate	Name	Each
202310	10938	Feed Regulating Spindle with 202311, 202443 and 202619	\$1 25
*202311	—	Feed Regulating Spindle Head	—
202443	10244	" " " " Pin	02
202619	10668	" " " " Position Pin, per 100	25
*206850	—	Hook (sewing) with 203101	—
206851	10964	" 206850 with 200145H, 200596F, 200641c, 202064, 202320, 206852 and 206853	2 50
206854	—	Hook and Bobbin Case complete, Nos. 202533 and 206851	3 50
206852	10964	Hook Gib	60
200641c	10964	" " Hinge Screw	02
200596F	10964	" " Screw	02
203101	—	" Oil Wick	01
*202320	—	" Shaft, 11 <sup>7</sup> / <sub>16</sub> in. long	—
202321	10245	" " Bushing (back)	45
200346c	10245	" " " " Set Screw	03
202322	10245	" " " " (front)	45
200346c	10245	" " " " Set Screw	03
202323	10244	" " Connection Belt Pulley with 202324 and two 200378c	60
200378c	10668	Hook Shaft Connection Belt Pulley Set Screw	02
202324	10244	Hook Shaft Connection Belt Pulley Spring Flange	08
202260	—	Hook Shaft Oil Packing (wick) (2)	01
202064	10964	" " Pin	01
206853	10964	" Washer Needle Guard	20
200145H	10964	" " " " Screw	02
202445	10936	Knee Lifter Connection Lever with 202446	07
202786	—	Knee Lifter Connection Lever 202445 with 200224H, 200262H, 202447 and 202449	45
200224H	10248	Knee Lifter Connection Lever Hinge Screw	12
202447	10936	Knee Lifter Connection Lever Lifting Rod with 202302	06
202302	10248	Knee Lifter Connection Lever Lifting Rod Cotter Pin	01
202446	10246	Knee Lifter Connection Lever Pin	03
202449	10936	" " Lifting Lever	10
200262H	10248	" " " " Hinge Screw	10
202326	10248	Needle Bar with 200141E	80
202327	10248	" " Bushing	50

No.	Plate	Name	Each
203123	---	Needle Bar Bushing 202327 with 202326	\$1 30
200352c	10248	" " " Set Screw	03
202331	10248	" " Connecting Link	1 25
202332	10668	" " " " Oil Guard	10
200161b	10247	" " " " " "	
		Screw	04
202333	10248	Needle Bar Connecting Link Stud with 202254	25
202254	---	Needle Bar Connecting Link Stud Oil Packing (wick)	01
200374c	10668	Needle Bar Connecting Link Stud Set Screw	02
*206891	---	Needle Bar Connecting Stud	---
202329	10248	" " " " 206891 with 200086c and 202330	35
202330	---	Needle Bar Connecting Stud Oil Packing (wick)	01
200086c	10248	Needle Bar Connecting Stud Pinch Screw	03
202328	10938	Needle Bar Crank with 200335c, 200428c and two 200374c	75
206919	---	Needle Bar Crank 202328 with 202333	1 00
203117	---	" " " 206919 with 202329, 202331 and 202398 to 202400	4 30
203172	10248	Needle Bar Crank Friction Washer	05
200428c	10248	" " " Position Screw	08
200335c	10244	" " " Set Screw	04
200141f	10248	" Set Screw	02
202335	10667	Presser Bar (hollow) with 200074f	80
202336	10249	" " Bushing	25
200352c	10248	" " " Set Screw	03
202339	10249	" " Lifter	25
200653c	10249	" " " Hinge Screw	06
202340	10249	" " Lifting Releasing Lever Bracket	1 10
200260d	10249	Presser Bar Lifting Releasing Lever Bracket Guide Screw	12
202342	10249	Presser Bar Lifting Releasing Lever Bracket Spring (spiral)	02
202337	10249	Presser Bar Position Guide	30
202338	10249	" " " " Lever with 200086c	30
200086c	10248	Presser Bar Position Guide Lever Pinch Screw	03
200352c	10248	Presser Bar Position Guide Set Screw	03
202343	10938	" " Spring (light)	05
202346	10249	" " " Stop Rod	05
200492b	10249	" " Thumb Screw (pressure regulating)	25

No.	Plate	Name	Each
200475b	10668	Presser Bar Thumb Screw Thumb Set Screw	\$ 08
202355	10668	Presser Bar Thumb Screw Thumb Set Screw Packing (brass)	01
203177	10922	Presser Foot	50
200074f	10249	" " Screw	03
202068	12153	Spool Holder Base	15
200575h	10668	" " " Screw	05
204296	12153	" " Wire	10
200079h	10668	" " " Hinge Screw	02
204297	12153	Spool Holder complete, Nos. 200079h, 202068 and 204296	25
202397	10668	Take-up (auxiliary)	15
200842e	10668	" " Screw	10
202398	10247	" Lever	1 20
202399	10247	" " Driving Stud with 202277	25
202277	---	" " " " Oil Packing (wick)	01
202400	10247	Take-up Lever Hinge Stud with 202423	25
202423	---	" " " " Oil Packing (wick)	01
200383c	10246	Take-up Lever Hinge Stud Set Screw	02
202401	10247	" " Oiling Felt	02
200132e	10247	" " " " Screw	02
202402	10247	Tension Disc (back)	05
202403	10247	" " (front)	10
202404	10247	" Release Plunger	05
202405	10247	" " Washer	15
202407	10247	" Spring	05
200625b	10247	" Stud with 204925	15
200084c	10247	" " Set Screw	02
204925	10668	" " Washer	01
204572b	10247	" Thumb Nut	04
202409	10961	Tension complete, Nos. 200625b, 204925, 202402, 202403, 202405, 202407 and 202410	55
202410	10961	Thread Controller Spring	03
202411	10961	" " " Stop	10
200132e	10247	" " " " Screw	02
202413	10961	" Guide	05
202411	10961	" " "	03
202415	10961	" " "	10
202417	10961	" " "	02
200582h	10961	" " Screw	02
200355h	10961	" " Set Screw	03
200368h	10668	" " " "	02
202091	10961	" Retainer Sleeve	05
202092	10961	" " Spring	01

No.	Plate	Name	Each
204058B	10961	Thread Retainer Stud	\$ .07
200368H	10668	" " " Set Screw	.02
204059	10668	Thread Retainer complete, Nos. 202091, 202092 and 204058B	.15
202830	10389	Throat Plate, 53 needle hole, for needle sizes 1 to 3½, with 202534, 202619 and two 200583H	.85
202534	10668	Throat Plate Bobbin Case Stop	.25
202619	10668	" " " " " Position Pin, per 100	.25
200583H	10668	Throat Plate Bobbin Case Stop Screw	.02
202872	10668	" " Position Pin, per 100	.25
200577H	10245	" " Screw (2)	.02
225935	10381	Tuck Marker	.25
225928	10382	" " Guide	.30
226073	—	" " " 225928 with 200179H and 225929	.15
200861B	10381	Tuck Marker Guide Thumb Screw	.10
225929	10381	" " " Tuck Smoothing Spring	.15
200179H	10381	Tuck Marker Guide Tuck Smoothing Spring Screw	.02
200125C	10381	Tuck Marker Set Screw	.02
225931	10381	" " Tuck Creaser	.15
*225932	10382	" " " " Plate	—
225707	—	" " " " " 225932 with 202115, 225931, 225933, 225934, two each 200142E and 200172H	1 10
202115	10931	Tuck Marker Tuck Creaser Plate Spring	.05
200142E	10381	" " " " " " Screw	.02
225933	10381	Tuck Marker Tuck Creaser Slide	.15
225934	10381	" " " " " Spring	.10
200172H	10381	" " " " " " Screw	.02
225936	10382	Tuck Marker Shaft with 200125C	.25
225937	10382	" " " Bracket with two 200579E	.60
225938	10382	Tuck Marker Shaft Bracket Base Plate	.50
200121C	10381	" " " " " " " Screw	.03
201525E	10245	Tuck Marker Shaft Bracket Base Plate Screw Nut	.03
200579E	10381	Tuck Marker Shaft Bracket Screw	.04
225945	10908	" " " Driving Crank with 201813	.45

No.	Plate	Name	Each
225896	10908	Tuck Marker Shaft Driving Crank Cap...	\$ .10
200047C	10381	" " " " " Pinch Screw	.03
201829	10381	Tuck Marker Shaft Driving Crank Roller	.12
201813	—	" " " " " " " 201829 with 200274C	.25
200274C	10381	Tuck Marker Shaft Driving Crank Roller Screw Stud	.06
225939	10382	Tuck Marker Shaft Driving Crank complete, Nos. 200047C, 225896 and 225945	.60
225941	10382	Tuck Marker Shaft Rock Lever	.60
225997	—	" " " " " 225941 with 225942	.75
200852B	10381	Tuck Marker Shaft Rock Lever Pinch Screw	.10
225942	10381	Tuck Marker Shaft Rock Lever Pinch Screw Handle with 200852B	.25
225943	10381	Tuck Marker Shaft Stop Collar with 200481B	.25
200481B	10381	Tuck Marker Shaft Stop Collar Thumb Screw	.06
225944	10962	Tuck Marker with 200121C, 200861B, 201525E, 225707, 225935 to 225939, 225997, 226073 and two 225943	5 15
226193	—	Tuck Marker complete, Nos. 202294, 202830, 203177, 203187, 206992 and 225944	8 00

## LIST OF PARTS COMPLETE

FOR

## MACHINE NO. 61 w 24

For Making a Wide Hem on the Bottom of Bell Shaped Skirts.

A Switch Hemmer, and Ruffling Device Combination,

Fold in the Surplus Cloth at the Top of the Hem,

Every Sixth Stitch, or by a Change of Cam

Every Twelfth Stitch.

No.	Plate	Name	Each
*202834	—	Arm .....	\$ —
*206861	—	" 202834 and Bed 202532 with two 204235, three each 200010E and 202005	—
*202854	10370	Arm Bracket .....	—
202562	10288	" " Brace with 200057E .....	50
200057E	10285	" " " Pinch Screw .....	03
200330C	10907	" " " Screw .....	04
201528E	10908	" " " " Nut .....	01
200558E	10285	" " " Screw (lower) .....	07
200759E	10285	" " " (long, upper) .....	20
200769E	10285	" " " (short, upper) .....	12
201522E	10246	" " " Nut (2) .....	03
225532	10285	" " " Washer (2) .....	02
202856	10370	" " Shaft with 202090 and 202862 .....	2 35
*202569	—	Arm Bracket Shaft Driving Pulley .....	—
200363C	10248	" " " " " Set Screw .....	03
*202862	10288	Arm Bracket Shaft Pinion, 14 teeth .....	—
202090	10288	" " " " Pin .....	01
202565	10285	" " " Pulley with 202253 and two 200394C .....	1 50
202566	10512	Arm Bracket Shaft Pulley Belt .....	60
200394C	10907	" " " " Set Screw .....	03
202253	10244	" " " " Spring Flange .....	15
202247	10667	" Cap .....	35
200278H	10244	" " Screw .....	05
202248H	10244	" " " Washer .....	05
204235	10668	" Position Pin .....	02
200010E	10245	" Screw .....	06
202005	10245	" " Washer .....	01
202567	10940	" Shaft with 200367E and 203100 .....	1 50
203159	10938	" " Bushing (back) with 202244 .....	75
202244	—	" " " " Oil Packing (wick) .....	02

No.	Plate	Name	Each
200338C	10244	Arm Shaft Bushing (back) Set Screw ..	\$ 04
202245	10667	" " " (front) with 202036 and 202260 .....	55
202260	—	Arm Shaft Bushing (front) Oil Packing (wick) .....	01
200502B	10246	Arm Shaft Bushing (front) Oil Packing Thumb Screw .....	25
202036	10668	Arm Shaft Bushing (front) Position Pin .....	01
200338C	10244	" " " " Set Screw .....	04
202530	10938	" " Connection Belt .....	60
202252	10244	" " " " Pulley with 200327C, 200602E and two 202253 .....	1 00
200602E	10244	Arm Shaft Connection Belt Pulley Position Screw .....	10
200327C	10244	Arm Shaft Connection Belt Pulley Set Screw .....	04
202253	10244	Arm Shaft Connection Belt Pulley Spring Flange .....	15
203100	—	Arm Shaft Oil Packing (wick) .....	01
200367E	10907	" " " " Stop Screw (left hand) .....	03
*202568	—	Balance Wheel .....	—
202962	—	Balance Wheel complete, Nos. 202568, 202569 and two 200363C .....	2 60
*202532	—	Bed with 202872 .....	—
202258	12153	" Hinge Connection (2) .....	08
200570E	10245	" " " Screw (4) .....	05
206879	10938	" Plate (back) .....	25
200577H	10245	" " " Screw .....	02
210616	10667	" Slide (front) with 210617 .....	30
*210617	—	" " " Spring .....	—
202265	10964	Bobbin .....	08
*202806	—	" Case .....	—
202267	10964	" " Latch .....	10
202056	10964	" " " Pin .....	01
202269	10964	" " " Plunger .....	05
202270	10964	" " " Spring .....	01
202716	10964	" " Tension Spring .....	15
200984F	10964	" " " " Regulating Screw .....	04
200594F	10964	Bobbin Case Tension Spring Screw .....	02
202533	10964	Bobbin Case complete, Nos. 200594F, 200984F, 202056, 202267, 202269, 202270, 202716 and 202806 .....	1 00
202274	10667	Face Plate .....	60
202135	10245	" " Position Pin .....	01
200462B	10245	" " Thumb Screw .....	10

No.	Plate	Name	Each
202275	10667	Feed Bar .....	\$ 50
200641c	10246	" " Hinge Screw (driving) .....	25
201522E	10246	" " " " Nut .....	03
202276	10245	" " Slide Block .....	15
202298	10245	" " " " Crank with 200038c .....	25
203124	—	" " " " " 202298 with 200205F, 201518E and 202276 .....	55
200038c	10245	Feed Bar Slide Block Crank Pinch Screw .....	05
200205F	10245	" " " " Hinge Screw .....	10
201518E	10245	" " " " " " Nut .....	04
202555	10912	" Dog .....	50
200106E	10245	" " Screw (2) .....	02
202297	10667	" Driving Connection with 200054E and 202277 .....	75
202298	10245	Feed Driving Connection Crank with 200038c .....	25
200038c	10245	Feed Driving Connection Crank Pinch Screw .....	05
200545c	10245	Feed Driving Connection Hinge Screw .....	12
201518E	10245	" " " " " " Nut .....	04
202277	—	Feed Driving Connection Oil Packing (wick) .....	01
200054E	10246	Feed Driving Connection Pinch Screw.. ..	03
202300	10246	" " Eccentric Regulating Bracket .....	1 50
203134	—	Feed Driving Eccentric Regulating Bracket 202300 with 202252, two each 201014c and 201525E .....	2 75
201014c	10245	Feed Driving Eccentric Regulating Bracket Hinge Screw .....	12
201525E	10245	Feed Driving Eccentric Regulating Bracket Hinge Screw Nut .....	03
202301	10246	Feed Driving Eccentric Regulating Bracket Plunger .....	05
202595	10246	Feed Driving Eccentric Regulating Bracket Plunger Spring .....	02
200607c	10246	Feed Driving Eccentric Regulating Bracket Plunger Spring Stop Screw.. ..	05
201014c	10245	Feed Driving Eccentric Regulating Bracket Stop Screw .....	12
201525E	10245	Feed Driving Eccentric Regulating Bracket Stop Screw Nut .....	03
200429c	10246	Feed Driving Eccentric Regulating Screw .....	08
200383c	10246	Feed Driving Eccentric Regulating Screw Check Screw .....	02

No.	Plate	Name	Each
202303	10940	Feed Driving Rock Shaft .....	\$ 40
206860	—	" " " " 202303 with 200641c, 201522E and 202275 .....	1 20
202305c	10245	Feed Driving Rock Shaft Center (2) .....	06
200043c	10246	" " " " " " Set Screw (2) .....	01
202306	10667	Feed Lifting Connection with 200054c and 202277 .....	75
202307	10246	Feed Lifting Connection Eccentric with 200382c and 200437c .....	60
200437c	10246	Feed Lifting Connection Eccentric Position Screw .....	06
200382c	10359	Feed Lifting Connection Eccentric Set Screw .....	02
200545c	10245	Feed Lifting Connection Hinge Screw.. ..	12
201518E	10245	" " " " " " Nut .....	01
202277	—	" " " " Oil Packing (wick) .....	01
200054E	10246	Feed Lifting Connection Pinch Screw.. ..	03
202308	10940	" " Rock Shaft .....	35
202305c	10245	" " " " " " Center (2) ..	06
200043c	10246	" " " " " " Set Screw (2) .....	04
202582	10938	Feed Regulating Spindle with 202583 and 202619 .....	1 50
*202583	—	Feed Regulating Spindle Head .....	—
202619	10668	" " " " " " Position Pin, per 100 .....	25
225893	10398	Hemmer with 225891, 225892, 225894 and two 200175u .....	8 75
203075	10935	Hemmer Base Plate with 225706 .....	40
225706	10313	" " " " Position Pin .....	01
200246B	10907	" " " " Screw .....	08
225708B	10344	" " " " Spring .....	10
225891	10398	" Hem Separating Blade .....	50
225892	10398	" " " " Bracket .....	25
200175u	10360	" " " " " " " Screw .....	02
226032	10935	Hemmer Plate with 200857E and 225586 ..	1 50
226663	10911	" " Clamp Washer .....	05
200160B	10341	" " " " " " Screw ...	04
*225894	—	" Shank .....	—
225586	10911	" " Position Pin .....	01
200857E	10907	" " Screw Stud .....	04
225765	10344	" " Switch Handle with 200385c and 201609 .....	1 00
*201609	—	Hemmer Shank Switch Handle Stud .....	—

No.	Plate	Name	Each
200385c	10344	Hemmer Shank Switch Handle Stud Set	
		Screw .....	\$ 02
204004B	10910	Hemmer Shank Switch Handle Washer	02
225625	---	Hemmer complete, Nos. 200246B, 203075, 204004B, 225708B, 225765, 225893, 226032, 226663 and two 200160B .....	12 00
		Note: Specify width wanted on order.	
*206850	---	Hook (sewing) with 203101 .....	--
206851	10964	" 206850 with 200145H, 200596F, 200614c, 202064, 202320, 206852 and 206853 .....	2 50
206854	---	Hook and Bobbin Case complete, Nos. 202533 and 206851 .....	3 50
206852	10964	Hook Gib .....	60
200614c	10964	" " Hinge Screw .....	02
206596F	10964	" " Screw .....	02
203101	---	" Oil Wick .....	01
*202320	---	" Shaft, 11 $\frac{7}{8}$ in. long .....	--
202321	10245	" " Bushing (back) .....	45
200346c	10245	" " " " Set Screw .....	03
202322	10245	" " " (front) .....	45
200346c	10245	" " " " Set Screw .....	03
202323	10244	" " Connection Belt Pulley with 202324 and two 200378c .....	60
200378c	10668	Hook Shaft Connection Belt Pulley Set Screw .....	02
202324	10244	Hook Shaft Connection Belt Pulley Spring Flange .....	08
202260	---	Hook Shaft Oil Packing (wick) (2) .....	01
202064	10964	" " Pin .....	01
206853	10964	" Washer Needle Guard .....	20
200145H	10964	" " " " Screw .....	02
202445	10936	Knee Lifter Connection Lever with 202446 .....	07
202447	10936	Knee Lifter Connection Lever Lifting Rod with 202302 .....	06
202302	10248	Knee Lifter Connection Lever Lifting Rod Cotter Pin .....	01
202446	10246	Knee Lifter Connection Lever Pin .....	03
202449	10936	" " Lifting Lever .....	10
202326	10248	Needle Bar with 200141F .....	80
202327	10248	" " Bushing .....	50
203123	---	" " " 202327 with 202326 .....	1 30
200352c	10248	" " " Set Screw .....	03
202331	10248	" " Connecting Link .....	1 25
202332	10668	" " " " Oil Guard .....	10
200161D	10247	" " " " " " Screw .....	04

No.	Plate	Name	Each
202333	10248	Needle Bar Connecting Link Stud with 202254 .....	\$ 25
202254	---	Needle Bar Connecting Link Stud Oil Packing (wick) .....	01
200374c	10668	Needle Bar Connecting Link Stud Set Screw .....	02
*206891	---	Needle Bar Connecting Stud .....	--
202329	10248	" " " " 206891 with 200086c and 202330 .....	35
202330	---	Needle Bar Connecting Stud Oil Packing (wick) .....	01
200086c	10248	Needle Bar Connecting Stud Pinch Screw .....	03
202328	10938	Needle Bar Crank with 200335c, 200428c and two 200374c .....	75
206919	---	Needle Bar Crank 202328 with 202333 .....	1 00
203117	---	" " " 206919 with 202329, 202331 and 202398 to 202400 .....	4 30
203172	10248	Needle Bar Crank Friction Washer .....	05
200428c	10248	" " " Position Screw .....	08
200335c	10244	" " " Set Screw .....	04
200141F	10248	" " " Set Screw .....	02
202335	10667	Presser Bar (hollow) with 200074F .....	80
202336	10249	" " Bushing .....	35
200352c	10248	" " " Set Screw .....	03
202339	10249	" " Lifter .....	25
200653c	10249	" " " Hinge Screw .....	06
202340	10249	" " Lifting Releasing Lever Bracket .....	1 10
200260D	10249	Presser Bar Lifting Releasing Lever Bracket Guide Screw .....	12
202342	10249	Presser Bar Lifting Releasing Lever Bracket Spring (spiral) .....	02
202337	10249	Presser Bar Position Guide .....	30
202338	10249	" " " " Lever with 200086c .....	30
200086c	10248	Presser Bar Position Guide Lever Pinch Screw .....	03
200352c	10248	Presser Bar Position Guide Set Screw .....	03
202343	10938	" " Spring (light) .....	05
202346	10249	" " " Stop Rod .....	05
200492B	10249	" " Thumb Screw (pressure regulating) .....	25
200475B	10668	Presser Bar Thumb Screw Thumb Set Screw .....	08
202355	10668	Presser Bar Thumb Screw Thumb Set Screw Packing (brass) .....	01
202090	10288	Presser Foot Hinge Pin .....	01



No.	Plate	Name	Each
203019	—	Presser Foot Plate .....	5 65
202924	—	“ “ Shank .....	60
203020	10928	Presser Foot (hinged) complete, Nos. 202090, 202924 and 203019 .....	1 25
200074F	10249	Presser Foot Screw .....	03
202590	10910	Ruffling Blade .....	35
202610	10910	“ “ Clamp .....	02
200178E	10907	“ “ “ Screw .....	02
202591	—	“ “ Driving Lever with 202556, 202594 and 204223 .....	1 25
202858	10371	Ruffling Blade Driving Lever Cam Shaft (6 to 1 stitch).....	5 00
202859	10370	Ruffling Blade Driving Lever Cam Shaft Gear, 84 teeth with two 200378c .....	2 25
202860	10370	Ruffling Blade Driving Lever Cam Shaft Gear Guard .....	75
200053c	10907	Ruffling Blade Driving Lever Cam Shaft Gear Guard Screw .....	01
200378c	10668	Ruffling Blade Driving Lever Cam Shaft Gear Set Screw .....	02
201816	10908	Ruffling Blade Driving Lever Roller....	12
202556	10288	“ “ “ “ “ Stud .....	05
202594	10910	“ “ “ “ S h a f t .....	50
202574	10286	“ “ “ “ “ Collar with 200380c .....	15
200380c	10783	Ruffling Blade Driving Lever Shaft Collar Set Screw .....	02
204223	10910	Ruffling Blade Driving Lever Shaft Position Pin .....	01
202668	10288	Ruffling Blade Driving Lever Slide Block .....	15
202597	10910	“ “ Lever with 202610 and two 200178E .....	1 25
226858	10908	Ruffling Blade Lever Bracket with 202599B .....	1 75
226863	—	Ruffling Blade Lever Bracket 226858 with 200289B, 201537B, 201566B, 202597, 225547 and two 213239 .....	3 25
226859	10908	Ruffling Blade Lever Bracket Shaft....	1 25
202574	10286	Ruffling Blade Lever Bracket Shaft Collar with 200380c (3) .....	15
200380c	10783	Ruffling Blade Lever Bracket Shaft Collar Set Screw .....	02
226860	—	Ruffling Blade Lever Bracket and Shaft complete, Nos. 200989B, 202613, 226859 and 226863 .....	1 50

No.	Plate	Name	Each
202613	10908	Ruffling Blade Lever Bracket Spring... \$	03
200989B	10907	“ “ “ “ “ Screw .....	04
200289B	10907	“ “ “ Hinge Screw .....	05
201537B	10783	“ “ “ “ “ Nut... ..	03
225547	10911	“ “ “ Spring .....	03
200771B	10907	“ “ “ “ Stud .....	08
202599B	10910	“ “ “ “ “ Bracket with 200771B .....	25
201566B	10908	Ruffling Blade Lever Spring Thumb Nut .....	05
213239	10908	“ “ “ “ “ “ Washer .....	02
213239	10908	Ruffling Blade Lever Spring Washer....	02
202605B	10910	“ “ Lifting Lever .....	25
200168B	10907	“ “ “ “ Set Screw .....	02
202606	10910	“ “ “ “ Stud with 200072c and 200168B .....	45
200072c	10907	Ruffling Blade Lifting Lever Stud Pinch Screw .....	03
202607	10288	Ruffling Blade Regulating Lever with two 200382c .....	1 50
202608	10288	Ruffling Blade Regulating Lever Index Slide .....	15
202949	10910	Ruffling Blade Regulating Lever Index Slide Washer .....	05
200382c	10359	Ruffling Blade Regulating Lever Set Screw .....	02
201600B	10908	Ruffling Blade Regulating Lever Wing Nut .....	20
202609	10288	Ruffling Blade Regulating Lever Wing Nut Stud Slide .....	35
202068	12153	Spool Holder Base .....	15
200575B	10668	“ “ “ Screw .....	05
204296	12153	“ “ Wire .....	10
200079B	10668	“ “ “ Hinge Screw .....	02
204297	12153	Spool Holder complete, Nos. 200079B, 202068 and 204296 .....	25
202397	10668	Take-up (auxiliary) .....	15
200842B	10668	“ “ Screw .....	10
202398	10247	“ Lever .....	1 20
202399	10247	“ “ Driving Stud with 202277 .....	25
202277	—	“ “ “ “ Oil Packing (wick) .....	01
202400	10247	Take-up Lever Hinge Stud with 202423..	25
202423	—	“ “ “ “ Oil Packing (wick) .....	01
200383c	10246	Take-up Lever Hinge Stud Set Screw....	02
202401	10247	“ “ Oiling Felt .....	02
200132B	10247	“ “ “ “ Screw .....	02

No.	Plate	Name	Each
202402	10247	Tension Disc (back) .....	\$ 05
202403	10247	" " (front) .....	10
202404	10247	" Release Plunger .....	05
202405	10247	" " Washer .....	15
202407	10247	" Spring .....	05
200625B	10247	" Stud with 204925 .....	15
200081C	10247	" " Set Screw .....	02
204925	10668	" " Washer .....	01
201572B	10247	" Thumb Nut .....	04
202409	10961	Tension complete, Nos. 200625B, 201572B, 202402, 202403, 202405, 202407 and 202410 .....	55
202410	10961	Thread Controller Spring .....	03
202411	10961	" " " Stop .....	10
200132E	10247	" " " " Screw .....	02
202413	10961	" Guide .....	05
202414	10961	" " .....	03
202415	10961	" " .....	10
202571	10286	" " .....	01
200582H	10961	" " Screw .....	02
200355H	10961	" " Set Screw .....	03
200368H	10668	" " " " .....	02
202091	10961	" Retainer Sleeve .....	05
202092	10961	" " Spring .....	01
204058B	10961	" " Stud .....	07
200368H	10668	" " " Set Screw .....	02
204059	10668	Thread Retainer complete, Nos. 202091, 202092 and 204058B .....	15
206876	10919	Throat Plate, 50 needle hole, for needle sizes 3 to 5, with 202534, 202619 and two 200583H .....	75
202534	10668	Throat Plate Bobbin Case Stop .....	25
202619	10668	" " " " " Position Pin, per 100 .....	25
200583H	10668	Throat Plate Robbin Case Stop Screw .....	02
202872	10668	" " Position Pin, per 100 .....	25
200577H	10245	" " Screw (2) .....	02

### OBSOLETE PARTS

202837	10384	Ruffling Blade Lever Bracket with 202599B and two 202602 .....	1 75
202602	10384	Ruffling Blade Lever Bracket Pin .....	05
202604	10384	Ruffling Blade Lever Bracket Shaft .....	1 25

## LIST OF PARTS COMPLETE

FOR

## MACHINE NO. 61 w 26

FOR EMBROIDERY WORK

Weaves a Cord or Cords into the Stitches for an Embroidery Effect.

No.	Plate	Name	Each
*202834	---	Arm .....	\$ --
*206861	---	" 202834 and Bed 202532 with two 204235, three each 200010E and 202005 Arm Bracket .....	--
*202561	---	Arm Bracket .....	--
202562	10288	" " " Brace with 200057c .....	50
200057c	10285	" " " Pinch Screw .....	03
200330c	10907	" " " Screw .....	04
201528E	10908	" " " " Nut .....	04
200558c	10285	" " " Screw (lower) .....	07
200759E	10285	" " " (long, upper) .....	20
200769E	10285	" " " (short, upper) .....	12
201522E	10246	" " " Nut (2) .....	03
225532	10285	" " " Washer (2) .....	02
202563	10940	" " " Shaft .....	60
202564	10286	" " " Bevel Gear, 24 teeth, with two 200395c .....	1 00
200395c	10286	Arm Bracket Shaft Bevel Gear Set Screw .....	02
*202569	---	" " " Driving Pulley .....	--
200363c	10248	" " " " " " S e t Screw .....	03
202565	10285	Arm Bracket Shaft Pulley with 202253 and two 200394c .....	1 50
202566	10512	Arm Bracket Shaft Pulley Belt .....	60
200394c	10907	" " " " " Set Screw .....	03
202253	10244	" " " " " Spring Flange .....	15
202247	10667	Arm Cap .....	35
200278H	10244	" " " Screw .....	05
202248H	10244	" " " Washer .....	05
204235	10668	" Position Pin .....	02
200010E	10245	" Screw .....	06
202005	10245	" " Washer .....	01
202567	10940	" Shaft with 200367E and 203100 .....	1 50
203159	10938	" " Bushing (back) with 202244 .....	75
202244	---	" " " " Oil Packing (wick) .....	02

No.	Plate	Name	Each
200338c	10244	Arm Shaft Bushing (back) Set Screw	04
202245	10667	" " " (front) with 202036 and 202260	55
202260	—	Arm Shaft Bushing (front) Oil Packing (wick)	01
200502B	10246	Arm Shaft Bushing (front) Oil Packing Thumb Screw	25
202036	10668	Arm Shaft Bushing (front) Position Pin	01
200338c	10244	" " " " Set Screw	04
202530	10938	" " Connection Belt	60
202252	10244	" " " " Pulley with 200327c, 200602E and two 202253	1 00
200602E	10244	Arm Shaft Connection Belt Pulley Position Screw	10
200327c	10244	Arm Shaft Connection Belt Pulley Set Screw	04
202253	10244	Arm Shaft Connection Belt Pulley Spring Flange	15
203100	—	Arm Shaft Oil Packing (wick)	01
200367E	10907	" " " " Stop Screw (left hand)	03
*202568	—	Balance Wheel	—
202962	—	Balance Wheel complete, Nos. 202568, 202569 and two 200363c	2 60
*202532	—	Bed with 202872	—
202258	12153	" Hinge Connection (2)	08
200570E	10245	" " " Screw (4)	05
206879	10938	" Plate (back)	25
200577H	10245	" " " Screw	02
210616	10667	" Slide (front) with 210617	30
*210617	—	" " " Spring	—
202265	10964	Bobbin	08
*202806	—	" Case	—
202267	10964	" " Latch	10
202056	10964	" " " Pin	01
202269	10964	" " " Plunger	05
202270	10964	" " " Spring	01
202716	10964	" " Tension Spring	15
200984F	10964	" " " " Regulating Screw	04
200594F	10964	Bobbin Case Tension Spring Screw	02
202533	10964	Bobbin Case complete, Nos. 200594F, 200984F, 202056, 202267, 202269, 202270, 202716 and 202806	1 00
202571	10286	Cord Guide	01
202578	10286	" " "	01
202572	10910	" " Pin	01

No.	Plate	Name	Each
202570	10286	Cord Guiding Arm	\$2 25
200231D	10285	" " " Hinge Screw	15
201516c	10285	" " " " " Nut	04
202573	10286	" " Eccentric Shaft	3 50
215610	—	" " " " Collar	10
213639	—	" " " " " 215610 with 200380c	15
200380c	10783	Cord Guiding Eccentric Shaft Collar Set Screw	02
202564	10286	Cord Guiding Eccentric Shaft Bevel Gear, 24 teeth, with two 200395c	1 00
202575	10932	Cord Guiding Eccentric Shaft Bevel Gear Guard	50
200564c	10907	Cord Guiding Eccentric Shaft Bevel Gear Guard Screw	05
200395c	10286	Cord Guiding Eccentric Shaft Bevel Gear Set Screw	02
202576	10286	Cord Guiding Eccentric Shaft Washer	01
200049D	10286	" " " " " Screw	03
202577	10932	Cord Tension Bracket	2 00
200164D	10286	" " " Screw	02
202402	10247	" " Disc	05
202572	10910	" " " Stop Pin	01
202579	10910	" " Spring	05
202580	10286	" " " Washer	02
200618B	10907	" " Stud	25
201572B	10247	" " " Thumb Nut	04
202960	—	Cord Tension Bracket complete, Nos. 202577, two each 200164D, 200618B, 201572B, 202571, 202579, 202580, four each 202402 and 202572	3 25
202581	—	Face Plate	1 00
202961	10940	Face Plate complete, Nos. 202581 and 202960	4 25
202135	10245	Face Plate Position Pin	01
200462B	10245	" " Thumb Screw	10
202275	10667	Feed Bar	50
200641c	10246	" " Hinge Screw (driving)	25
201522E	10246	" " " " Nut	03
202276	10245	" " Slide Block	15
202298	10245	" " " " Crank with 200038c	25
203124	—	" " " " " 202298 with 200205F, 201518E and 202276	55
200038c	10245	Feed Bar Slide Block Crank Pinch Screw	05
200205F	10245	" " " " Hinge Screw	10
201518E	10245	" " " " " Nut	04

No.	Plate	Name	Each
202282	10913	Feed Dog .....	\$ 40
200106E	10245	" " Screw (2) .....	02
202297	10667	" Driving Connection with 200054E and 202277 .....	75
202298	10245	Feed Driving Connection Crank with 200038c .....	25
200038c	10245	Feed Driving Connection Crank Pinch Screw .....	05
200545c	10245	Feed Driving Connection Hinge Screw	12
201518E	10245	" " " " " "	04
202277	---	Feed Driving Connection Oil Packing (wick) .....	01
200054E	10246	Feed Driving Connection Pinch Screw..	03
202300	10246	" " Eccentric Regulating Bracket .....	1 50
203134	---	Feed Driving Eccentric Regulating Bracket 202300 with 202252, two each 201014c and 201525E .....	2 75
201014c	10245	Feed Driving Eccentric Regulating Bracket Hinge Screw .....	12
201525E	10245	Feed Driving Eccentric Regulating Bracket Hinge Screw Nut .....	03
202301	10246	Feed Driving Eccentric Regulating Bracket Plunger .....	05
202595	10246	Feed Driving Eccentric Regulating Bracket Plunger Spring .....	02
200607c	10246	Feed Driving Eccentric Regulating Bracket Plunger Spring Stop Screw..	05
201014c	10245	Feed Driving Eccentric Regulating Bracket Stop Screw .....	12
201525E	10245	Feed Driving Eccentric Regulating Bracket Stop Screw Nut .....	03
200429c	10246	Feed Driving Eccentric Regulating Screw .....	08
200383c	10246	Feed Driving Eccentric Regulating Screw Check Screw .....	02
202303	10940	Feed Driving Rock Shaft .....	40
206860	---	" " " " 202303 with 200641c, 201522E and 202275 .....	1 20
202305c	10245	Feed Driving Rock Shaft Center (2) ...	06
200043c	10246	" " " " " " Set Screw (2) .....	04
202306	10667	Feed Lifting Connection with 200054E and 202277 .....	75
202307	10246	Feed Lifting Connection Eccentric with 200382c and 200437c .....	60

No.	Plate	Name	Each
200437c	10246	Feed Lifting Connection Eccentric Position Screw .....	\$ 06
200382c	10359	Feed Lifting Connection Eccentric Set Screw .....	02
200545c	10245	Feed Lifting Connection Hinge Screw...	12
201518E	10245	" " " " " " Nut	04
202277	---	" " " " Oil Packing (wick) .....	01
200054E	10246	Feed Lifting Connection Pinch Screw..	03
202308	10940	" " Rock Shaft .....	35
202305c	10245	" " " " Center (2) ...	06
200043c	10246	" " " " " " Set Screw (2) .....	04
202582	10938	Feed Regulating Spindle with 202583 and 202619 .....	1 50
*202583	---	Feed Regulating Spindle Head .....	---
202619	10668	" " " " Position Pin, per 100 .....	25
*206850	---	Hook (sewing) with 203101 .....	---
206851	10964	" 206850 with 200145H, 200596/F 200614c, 202064, 202320, 206852 and 206853 .....	2 50
206854	---	Hook and Bobbin Case complete, Nos. 202533 and 206851 .....	3 50
206852	10964	Hook Gib .....	60
200614c	10964	" " Hinge Screw .....	02
200596/F	10964	" " Screw .....	02
203101	---	" Oil Wick .....	01
*202320	---	" Shaft, 11 <sup>7</sup> / <sub>8</sub> in. long .....	---
202321	10245	" " Bushing (back) .....	45
200346c	10245	" " " " Set Screw	03
202322	10245	" " " " (front) .....	45
200346c	10245	" " " " Set Screw	03
202323	10244	" " Connection Belt Pulley with 202324 and two 200378c .....	60
200378c	10668	Hook Shaft Connection Belt Pulley Set Screw .....	02
202324	10244	Hook Shaft Connection Belt Pulley Spring Flange .....	08
202260	---	Hook Shaft Oil Packing (wick) (2) .....	01
202064	10964	" " Pin .....	01
206853	10964	" Washer Needle Guard .....	20
200145H	10964	" " " " Screw .....	02
202445	10936	Knee Lifter Connection Lever with 202446	07
202447	10936	" " " " Lifting Rod with 202302 .....	06
202302	10218	Knee Lifter Connection Lever Lifting Rod Cotter Pin .....	01

No.	Plate	Name	Each
202446	10246	Knee Lifter Connection Lever Pin	\$ 03
202449	10936	" " Lifting Lever	10
202326	10248	Needle Bar with 200141F	80
202327	10248	" " Bushing	50
203123	—	" " " 202327 with 202326	1 30
200352c	10248	" " " Set Screw	03
202331	10248	" " Connecting Link	1 25
202332	10668	" " " " Oil Guard	10
200161D	10247	" " " " " "	
		Screw	04
202333	10248	Needle Bar Connecting Link Stud with 202254	25
202254	—	Needle Bar Connecting Link Stud Oil Packing (wick)	01
200374c	10668	Needle Bar Connecting Link Stud Set Screw	02
*206891	—	Needle Bar Connecting Stud	—
202329	10248	" " " " 206891 with 200086c and 202330	35
202330	—	Needle Bar Connecting Stud Oil Packing (wick)	01
200086c	10248	Needle Bar Connecting Stud Pinch Screw	03
202328	10938	" " Crank with 200335c, 200428c and two 200374c	75
206919	—	Needle Bar Crank 202328 with 202333	1 00
203117	—	" " " 206919 with 202329, 202331 and 202398 to 202400	4 30
203172	10248	Needle Bar Crank Friction Washer	05
200428c	10248	" " " Position Screw	08
200335c	10244	" " " Set Screw	04
200141F	10248	" Set Screw	02
202335	10667	Presser Bar (hollow) with 200074F	80
202336	10249	" " Bushing	35
200352c	10248	" " " Set Screw	03
202339	10249	" " Lifter	25
200653c	10249	" " " Hinge Screw	06
202340	10249	" " Lifting Releasing Lever Bracket	1 10
200260D	10249	Presser Bar Lifting Releasing Lever Bracket Guide Screw	12
202342	10249	Presser Bar Lifting Releasing Lever Bracket Spring (spiral)	02
202337	10249	Presser Bar Position Guide	30
202338	10249	" " " " Lever with 200086c	30
200086c	10248	Presser Bar Position Guide Lever Pinch Screw	03
200352c	10248	Presser Bar Position Guide Set Screw	03

No.	Plate	Name	Each
202343	10938	Presser Bar Spring (light)	\$ 05
202346	10249	" " " Stop Rod	05
200492B	10249	" " Thumb Screw (pressure regulating)	25
200475B	10668	Presser Bar Thumb Screw Thumb Set Screw	08
202355	10668	Presser Bar Thumb Screw Thumb Set Screw Packing (brass)	01
202584	10286	Presser Foot with 202578	1 50
200074F	10249	" " Screw	03
202068	12153	Spool Holder Base	15
200575H	10668	" " " Screw	05
204296	12153	" " Wire	10
200079H	10668	" " " Hinge Screw	02
204297	12153	Spool Holder complete, Nos. 200079H, 202068 and 204296	25
202397	10668	Take-up (auxiliary)	15
200842E	10668	" " Screw	10
202398	10247	" Lever	1 20
202399	10247	" " Driving Stud with 202277	25
202277	—	" " " " Oil Packing (wick)	01
202400	10247	Take-up Lever Hinge Stud with 202423	25
202423	—	" " " " Oil Packing (wick)	01
200383c	10246	Take-up Lever Hinge Stud Set Screw	02
202401	10247	" " Oiling Felt	02
200132E	10247	" " " " Screw	02
202402	10247	Tension Disc (back)	05
202403	10247	" " (front)	10
202404	10247	" Release Plunger	05
202405	10247	" " Washer	15
202407	10247	" Spring	05
200625B	10247	" Stud with 204925	15
200081c	10247	" Set Screw	02
204925	10668	" " Washer	01
201572B	10247	" Thumb Nut	04
202409	10961	Tension complete, Nos. 200625B, 201572B, 202402, 202403, 202405, 202407 and 202410	55
202410	10961	Thread Controller Spring	03
202411	10961	" " " Stop	10
200132E	10247	" " " " Screw	02
202413	10961	" Guide	05
202414	10961	" " "	03
202415	10961	" " "	10
202417	10961	" " "	02
200582H	10961	" " Screw	02

No.	Plate	Name	Each
200355H	10961	Thread Guide Set Screw .....	\$ 03
200368H	10668	" " " " .....	02
202091	10961	" Retainer Sleeve .....	05
202092	10961	" " Spring .....	01
204058B	10961	" " Stud .....	07
200368H	10668	" " " Set Screw .....	02
204059	10668	Thread Retainer complete, Nos. 202091, 202092 and 204058B .....	15
202818	10389	Throat Plate, 50 needle hole, for needle sizes 3 to 5, with 202534, 202619 and two 200583H .....	75
202534	10668	Throat Plate Bobbin Case Stop .....	25
202619	10668	" " " " " Position Pin, per 100 .....	25
200583H	10668	Throat Plate Bobbin Case Stop Screw..	02
202872	10668	" " Position Pin, per 100 .....	25
200577H	10245	" " Screw (2) .....	02

## MACHINE NO. 61 w 28

For Shoe Lining

This Machine is the same as No. 61 w 2 with the following exceptions:

No.	Plate	Name	Each
202283	10913	Feed Dog, in place of 202282 .....	\$ 50
202572	10910	Presser Foot Hinge Pin .....	01
203003	—	" " Plate .....	65
202936	—	" " Shank .....	65
202966	10928	Presser Foot (hinged) complete, Nos. 202572, 202936 and 203003, in place of 202418 .....	1 25
202819	10391	Throat Plate, 50 needle hole, for needle sizes 3 to 5, with 202534, 202619 and two 200583H, in place of 202818 .....	75

**LIST OF PARTS COMPLETE**  
**FOR**  
**MACHINE NO. 61 w 30**

For Leather, Has Roller Presser

No.	Plate	Name	Each
*202242	—	Arm	\$ —
*203170	—	“ 202242 and Bed 202532 with two 204235, three each 200010E and 202005	—
202247	10667	Arm Cap	35
200278II	10244	“ “ Screw	05
202248II	10244	“ “ Washer	05
204235	10668	“ Position Pin	02
200010E	10245	“ Screw	06
202005	10245	“ Washer	01
202249	10940	“ Shaft with 200357E and 203100	1 50
202243	10938	“ “ Bushing (back) with 202244	75
202244	—	“ “ “ “ Oil Packing (wick)	02
200338C	10244	Arm Shaft Bushing (back) Set Screw	04
202245	10667	“ “ “ (front) with 202036 and 202260	55
202260	—	Arm Shaft Bushing (front) Oil Packing (wick)	01
200502B	10246	Arm Shaft Bushing (front) Oil Packing Thumb Screw	25
202036	10668	Arm Shaft Bushing (front) Position Pin	01
200338C	10244	“ “ “ “ Set Screw	04
202530	10938	“ “ Connection Belt	60
202252	10244	“ “ “ “ Pulley with 200327C, 200602E and two 202253	1 00
200602E	10244	Arm Shaft Connection Belt Pulley Position Screw	10
200327C	10244	Arm Shaft Connection Belt Pulley Set Screw	04
202253	10244	Arm Shaft Connection Belt Pulley Spring Flange	15
203100	—	Arm Shaft Oil Packing (wick)	01
200357E	10244	“ “ “ “ Stop Screw	02
202255	10940	Balance Wheel with 200328C and 200335C	85
200328C	10244	“ “ Position Screw	04
200335C	10244	“ “ Set Screw	04

No.	Plate	Name	Each
*202532	—	Bed with 202872	\$ —
202258	12153	“ Hinge Connection (2)	08
200570E	10245	“ “ “ Screw (4)	05
206879	10938	“ Plate (back)	25
200577II	10245	“ “ “ Screw	02
210616	10667	“ Slide (front) with 210617	30
*210617	—	“ “ “ Spring	—
202265	10964	Bobbin	08
*202806	—	“ Case	—
202267	10964	“ “ Latch	10
202056	10964	“ “ “ Pin	01
202269	10964	“ “ “ Plunger	05
202270	10964	“ “ “ Spring	01
202716	10964	“ “ Tension Spring	15
200984E	10964	“ “ “ “ Regulating Screw	04
200594E	10964	Bobbin Case Tension Spring Screw	02
202533	10964	Bobbin Case complete Nos. 200594E, 200984E, 202056, 202267, 202269, 202270, 202716 and 202806	1 00
202274	10667	Face Plate	60
202135	10245	“ “ Position Pin	01
200462B	10245	“ “ Thumb Screw	10
202275	10667	Feed Bar	50
200641C	10246	“ “ Hinge Screw (driving)	25
201522E	10246	“ “ “ “ Nut	03
202276	10245	“ “ Slide Block	15
202298	10245	“ “ “ “ Crank with 200038C	25
203124	—	“ “ “ “ “ 202298 with 200205E, 201518E and 202276	55
200038C	10245	Feed Bar Slide Block Crank Pinch Screw	05
200205E	10245	“ “ “ “ Hinge Screw	10
201518E	10245	“ “ “ “ “ Nut	04
202285	10913	“ Dog	50
200106E	10245	“ “ Screw (2)	02
202297	10667	“ Driving Connection with 200054E and 202277	75
202298	10245	Feed Driving Connection Crank with 200038C	25
200038C	10245	Feed Driving Connection Crank Pinch Screw	05
200545C	10245	Feed Driving Connection Hinge Screw	12
201518E	10245	“ “ “ “ “ Nut	04
202277	—	Feed Driving Connection Oil Packing (wick)	01
200054E	10246	Feed Driving Connection Pinch Screw	03

No.	Plate	Name	Each
202300	10246	Feed Driving Eccentric Regulating Bracket .....	\$1 50
203134	—	Feed Driving Eccentric Regulating Bracket 202300 with 202252, two each 201014c and 201525e .....	2 75
201014c	10245	Feed Driving Eccentric Regulating Bracket Hinge Screw .....	12
201525e	10245	Feed Driving Eccentric Regulating Bracket Hinge Screw Nut .....	03
202301	10246	Feed Driving Eccentric Regulating Bracket Plunger .....	05
202595	10246	Feed Driving Eccentric Regulating Bracket Plunger Spring .....	02
200607c	10246	Feed Driving Eccentric Regulating Bracket Plunger Spring Stop Screw ..	05
201014c	10245	Feed Driving Eccentric Regulating Bracket Stop Screw .....	12
201525e	10245	Feed Driving Eccentric Regulating Bracket Stop Screw Nut .....	03
200429c	10246	Feed Driving Eccentric Regulating Screw .....	08
200383c	10246	Feed Driving Eccentric Regulating Screw Check Screw .....	02
202303	10940	Feed Driving Rock Shaft .....	40
206860	—	" " " " 202303 with 200641c, 201522e and 202275 .....	1 20
202305c	10245	Feed Driving Rock Shaft Center (2) ...	06
200043c	10246	" " " " " Set Screw (2) .....	04
202306	10667	Feed Lifting Connection with 200054e and 202277 .....	75
202307	10246	Feed Lifting Connection Eccentric with 200382c and 200437c .....	60
200437c	10246	Feed Lifting Connection Eccentric Position Screw .....	06
200382c	10359	Feed Lifting Connection Eccentric Set Screw .....	02
200545c	10245	Feed Lifting Connection Hinge Screw ..	12
201518e	10245	" " " " " Nut .....	04
202277	—	" " " Oil Packing (wick) .....	01
200054e	10246	Feed Lifting Connection Pinch Screw ..	03
202308	10940	" " Rock Shaft .....	35
202305c	10245	" " " " Center (2) ...	06
200043c	10246	" " " " " Set Screw (2) .....	04
202310	10938	Feed Regulating Spindle with 202311, 202443 and 202619 .....	1 25

No.	Plate	Name	Each
*202311	—	Feed Regulating Spindle Head .....	\$ --
202443	10244	" " " " Pin .....	02
202619	10668	" " " " Position Pin, per 100 .....	25
*206850	—	Hook (sewing) with 203101 .....	--
206851	10964	" 206850 with 200145u, 200596c, 200614c, 202064, 202320, 206852 and 206853 .....	2 50
206854	—	Hook and Bobbin Case complete, Nos. 202533 and 206851 .....	3 50
206852	10964	Hook Gib .....	60
200614c	10964	" " Hinge Screw .....	02
200596c	10964	" " Screw .....	02
203101	—	" Oil Wick .....	01
*202320	—	" Shaft, 11 3/4 in. long .....	--
202321	10245	" " Bushing (back) .....	45
200346c	10245	" " " " Set Screw ..	03
202322	10245	" " " (front) .....	45
200346c	10245	" " " " Set Screw ..	03
202323	10244	" " Connection Belt Pulley with 202324 and two 200378c .....	60
200378c	10668	Hook Shaft Connection Belt Pulley Set Screw .....	02
202324	10244	Hook Shaft Connection Belt Pulley Spring Flange .....	08
202260	—	Hook Shaft Oil Packing (wick) (2) .....	01
202064	10964	" " Pin .....	01
206853	10964	" Washer Needle Guard .....	20
200145u	10964	" " " " Screw .....	02
202445	10936	Knee Lifter Connection Lever with 202446 .....	07
202786	—	Knee Lifter Connection Lever 202445 with 200224u, 200262u, 202447 and 202449 .....	45
200224u	10248	Knee Lifter Connection Lever Hinge Screw .....	12
202447	10936	Knee Lifter Connection Lever Lifting Rod with 202302 .....	06
202302	10248	Knee Lifter Connection Lever Lifting Rod Cotter Pin .....	01
202446	10246	Knee Lifter Connection Lever Pin .....	03
202449	10936	" " Lifting Lever .....	10
200262u	10248	" " " " Hinge Screw ..	10
202326	10248	Needle Bar with 200141e .....	80
202327	10248	" " Bushing .....	50
203123	—	" " " 202327 with 202326 ..	1 30
200352c	10248	" " " Set Screw .....	03



No.	Plate	Name	Each
202331	10248	Needle Bar Connecting Link .....	\$1 25
202332	10668	" " " " Oil Guard	10
200161D	10247	" " " " " "	
		Screw .....	04
202333	10248	Needle Bar Connecting Link Stud with 202254 .....	25
202254	—	Needle Bar Connecting Link Stud Oil Packing (wick) .....	01
200374C	10668	Needle Bar Connecting Link Stud Set Screw .....	02
*206891	—	Needle Bar Connecting Stud .....	—
202329	10248	" " " " 206891 with 200086C and 202330 .....	35
202330	—	Needle Bar Connecting Stud Oil Packing (wick) .....	01
200086C	10248	Needle Bar Connecting Stud Pinch Screw	03
202328	10938	" " Crank with 200335C, 200428C and two 200374C .....	75
206919	—	Needle Bar Crank 202328 with 202333..	1 00
203117	—	" " " 206919 with 202329, 202331 and 202398 to 202400 .....	4 30
203172	10248	Needle Bar Crank Friction Washer ....	05
200428C	10248	" " " Position Screw ....	08
200335C	10244	" " " Set Screw .....	04
200141F	10248	" Set Screw .....	02
202336	10249	Presser Bar Bushing .....	35
200352C	10248	" " " Set Screw .....	03
202339	10249	" " Lifter .....	25
200653C	10249	" " " Hinge Screw .....	06
202340	10249	" " Lifting Releasing Lever Bracket .....	1 10
200260D	10249	Presser Bar Lifting Releasing Lever Bracket Guide Screw .....	12
202342	10249	Presser Bar Lifting Releasing Lever Bracket Spring (spiral) .....	02
202337	10249	Presser Bar Position Guide .....	30
202338	10249	" " " " Lever with 200086C .....	30
200086C	10248	Presser Bar Position Guide Lever Pinch Screw .....	03
200352C	10248	Presser Bar Position Guide Set Screw..	03
202378	10938	" " Spring (heavy) .....	05
202346	10249	" " " Stop Rod .....	05
200492B	10249	" " Thumb Screw (pressure regulating) .....	25
200475B	10668	Presser Bar Thumb Screw Thumb Set Screw .....	08

No.	Plate	Name	Each
202355	10668	Presser Bar Thumb Screw Thumb Set Screw Packing (brass) .....	\$ 01
201923	10920	Roller Presser 1½ in. diam., ⅜ in. face (fine) with 200548F and 201534H .....	40
202839	10920	Roller Presser Arm .....	20
206886	—	" " " 202839 with 201923	60
202560	10920	" " " Bracket (swing)...	60
206887	—	" " " " " 202560 with 200096D and 206886 .....	1 20
200675C	10395	Roller Presser Arm Bracket Position Screw Stud .....	05
202558	10920	Roller Presser Arm Bracket Spring ....	02
202559	10920	" " " " " Stop	05
200141F	10248	" " " " " " Screw .....	02
200096D	10907	Roller Presser Arm Screw .....	03
202557	10920	" " Bar .....	80
200548F	10907	" " Hinge Screw .....	10
201534H	10908	" " " " Nut .....	03
202840	10920	Roller Presser and Bar complete, Nos. 200675C, 202557 to 202559, 206887 and two 200141F .....	2 15
202068	12153	Spool Holder Base .....	15
200575H	10668	" " " Screw .....	05
204296	12153	" " Wire .....	10
200079H	10668	" " " Hinge Screw .....	02
204297	12153	Spool Holder complete, Nos. 200079H, 202068 and 204296 .....	25
202397	10668	Take-up (auxiliary) .....	15
200842E	10668	" " Screw .....	10
202398	10247	" Lever .....	1 20
202399	10247	" " Driving Stud with 202277	25
202277	—	" " " " Oil Packing (wick) .....	01
202400	10247	Take-up Lever Hinge Stud with 202423..	25
202423	—	" " " " Oil Packing (wick) .....	01
200383C	10246	Take-up Lever Hinge Stud Set Screw ...	02
202401	10247	" " Oiling Felt .....	02
200132E	10247	" " " Screw .....	02
202402	10247	Tension Disc (back) .....	05
202403	10247	" " (front) .....	10
202404	10247	" Release Plunger .....	05
202405	10247	" " Washer .....	15
202407	10247	" Spring .....	05
200625B	10247	" Stud with 204925 .....	15
200081C	10247	" Set Screw .....	02
204925	10668	" " Washer .....	01

No.	Plate	Name	Each
201572B	10247	Tension Thumb Nut .....	\$ 04
202409	10961	Tension complete, Nos. 200625R, 201572R, 202402, 202403, 202405, 202407 and 202410 .....	55
202410	10961	Thread Controller Spring .....	03
202411	10961	" " " Stop .....	10
200132E	10247	" " " " Screw .....	02
202413	10961	" Guide .....	05
202414	10961	" " .....	03
202415	10961	" " .....	10
202417	10961	" " .....	02
200582H	10961	" " Screw .....	02
200355H	10961	" " Set Screw .....	03
200368H	10668	" " " " .....	02
202091	10961	" Retainer Sleeve .....	05
202092	10961	" " Spring .....	01
204058R	10961	" " Stud .....	07
200368H	10668	" " " Set Screw .....	02
204059	10668	Thread Retainer complete, Nos. 202091, 202092 and 204058R .....	15
202820	10391	Throat Plate, 50 needle hole, for needle sizes 3 to 5, with 202534, 202619 and two 200583H .....	75
202534	10668	Throat Plate Bobbin Case Stop .....	25
202619	10668	" " " " " Position Pin, per 100 .....	25
200583H	10668	Throat Plate Bobbin Case Stop Screw ..	02
202872	10668	" " Position Pin, per 100 ....	25
200577H	10245	" " Screw (2) .....	02

## LIST OF PARTS COMPLETE

FOR

## MACHINE NO. 61 w 34

HAS MECHANICAL OPENER

For Shirts, Corsets, Underwear, Shirt Waists, Flannels, Etc.

No.	Plate	Name	Each
*202242	---	Arm .....	\$ --
*203170	---	" 202242 and Bed 202532 with two 204235, three each 200010E and 202005	--
202247	10667	Arm Cap .....	35
200278H	10244	" " Screw .....	05
202248H	10244	" " " Washer .....	05
204235	10668	" Position Pin .....	02
200010E	10245	" Screw .....	06
202005	10245	" " Washer .....	01
202249	10940	" Shaft with 200357E and 203100....	1 50
202243	10938	" " Bushing (back) with 202244	75
202244	---	" " " " Oil Packing (wick) .....	02
200338c	10244	Arm Shaft Bushing (back) Set Screw...	04
202245	10667	" " " (front) with 202036 and 202260 .....	55
202260	---	Arm Shaft Bushing (front) Oil Packing (wick) .....	01
200502B	10246	Arm Shaft Bushing (front) Oil Packing Thumb Screw .....	25
202036	10668	Arm Shaft Bushing (front) Position Pin	01
200338c	10244	" " " " Set Screw ..	04
202530	10938	" " Connection Belt .....	60
202252	10244	" " " " Pulley with 200327c, 200602E and two 202253 ....	1 00
200602E	10244	Arm Shaft Connection Belt Pulley Position Screw .....	10
200327c	10244	Arm Shaft Connection Belt Pulley Set Screw .....	04
202253	10244	Arm Shaft Connection Belt Pulley Spring Flange .....	15
203100	---	Arm Shaft Oil Packing (wick) .....	01
200357E	10244	" " " " Stop Screw ...	03
202255	10940	Balance Wheel with 200328c and 200335c	85
200328c	10244	" " Position Screw .....	04
200335c	10244	" " Set Screw .....	04

No.	Plate	Name	Each
*202532	—	Bed with 202872 .....	\$ —
202258	12153	" Hinge Connection (2) .....	08
200570E	10245	" " " Screw (4) .....	05
206879	10938	" Plate (back) .....	25
200577H	10245	" " " Screw .....	02
210616	10667	" Slide (front) with 210617 .....	30
*210617	—	" " " Spring .....	—
202265	10964	Bobbin .....	08
*202967	—	" Case .....	—
202267	10964	" " Latch .....	10
202056	10964	" " " Pin .....	01
202269	10964	" " " Plunger .....	05
202270	10964	" " " Spring .....	01
202716	10964	" " Tension Spring .....	15
200984F	10964	" " " " Regulating Screw .....	04
200594F	10964	Bobbin Case Tension Spring Screw .....	02
202796	10963	Bobbin Case complete, Nos. 200594F, 200984F, 202056, 202267, 202269, 202270, 202716 and 202967 .....	1 00
202500	10963	Bobbin Case Lever .....	25
202501	10963	" " " Bushing .....	45
200333C	10963	" " " " Set Screw .....	04
202502	10963	" " " Driving Cam with 200380c and 200444c .....	30
202503	10963	Bobbin Case Lever Driving Cam Lever with 200086c .....	30
200086c	10963	Bobbin Case Lever Driving Cam Lever Pinch Screw .....	03
202504	10963	Bobbin Case Lever Driving Cam Lever Spring (spiral) .....	10
200444c	10963	Bobbin Case Lever Driving Cam Position Screw .....	04
200380c	10963	Bobbin Case Lever Driving Cam Set Screw .....	02
202841	10963	Bobbin Case Lever complete, Nos. 202500 to 202504 .....	1 50
202505	—	Bobbin Case Outfit complete, Nos. 200333c, 202796 and 202841 .....	2 50
200459D	10939	Cloth Guide Thumb Screw .....	10
202274	10667	Face Plate .....	60
202135	10245	" " Position Pin .....	01
200462B	10245	" " Thumb Screw .....	10
202275	10667	Feed Bar .....	50
200641c	10246	" " Hinge Screw (driving) .....	25
201522E	10246	" " " " Nut .....	03
202276	10245	" " Slide Block .....	15

No.	Plate	Name	Each
202298	10245	Feed Bar Slide Block Crank with 200038c	\$ 25
203124	—	" " " " " 202298 with 200205F, 201518E and 202276 .....	55
200038c	10245	Feed Bar Slide Block Crank Pinch Screw	05
200205F	10245	" " " " Hinge Screw .....	10
201518E	10245	" " " " " " Nut .....	04
202283	10913	" Dog .....	40
200106E	10245	" " Screw (2) .....	02
202297	10667	" Driving Connection with 200054E and 202277 .....	75
202298	10245	Feed Driving Connection Crank with 200038c .....	25
200038c	10245	Feed Driving Connection Crank Pinch Screw .....	05
200545c	10245	Feed Driving Connection Hinge Screw	12
201518E	10245	" " " " " " Nut .....	04
202277	—	Feed Driving Connection Oil Packing (wick) .....	01
200054E	10246	Feed Driving Connection Pinch Screw ..	03
202300	10246	" " Eccentric Regulating Bracket .....	1 50
203134	—	Feed Driving Eccentric Regulating Bracket 202300 with 202252, two each 201014c and 201525E .....	2 75
201014c	10245	Feed Driving Eccentric Regulating Bracket Hinge Screw .....	12
201525E	10245	Feed Driving Eccentric Regulating Bracket Hinge Screw Nut .....	03
202301	10246	Feed Driving Eccentric Regulating Bracket Plunger .....	05
202595	10246	Feed Driving Eccentric Regulating Bracket Plunger Spring .....	02
200607c	10246	Feed Driving Eccentric Regulating Bracket Plunger Spring Stop Screw ..	05
201014c	10245	Feed Driving Eccentric Regulating Bracket Stop Screw .....	12
201525E	10245	Feed Driving Eccentric Regulating Bracket Stop Screw Nut .....	03
200429c	10246	Feed Driving Eccentric Regulating Screw .....	08
200383c	10246	Feed Driving Eccentric Regulating Screw Check Screw .....	02
202303	10940	Feed Driving Rock Shaft .....	40
206860	—	" " " " 202303 with 200641c, 201522E and 202275 .....	1 20

No.	Plate	Name	Each
202305c	10245	Feed Driving Rock Shaft Center (2)....	\$ 06
200043c	10246	" " " " " Set	
		Screw (2) .....	04
202306	10667	Feed Lifting Connection with 200054E and 202277 .....	75
202307	10246	Feed Lifting Connection Eccentric with 200382c and 200437c .....	60
200437c	10246	Feed Lifting Connection Eccentric Position Screw .....	06
200382c	10359	Feed Lifting Connection Eccentric Set Screw .....	02
200545c	10245	Feed Lifting Connection Hinge Screw ...	12
201518E	10245	" " " " " Nut	01
202277	---	" " " Oil Packing (wick) .....	01
200054E	10246	Feed Lifting Connection Pinch Screw..	03
202308	10940	" " Rock Shaft .....	35
202305c	10245	" " " " Center (2)...	06
200043c	10246	" " " " " Set	
		Screw (2) .....	04
202310	10938	Feed Regulating Spindle with 202311, 202443 and 202619 .....	1 25
*202311	---	Feed Regulating Spindle Head .....	---
202443	10244	" " " " Pin .....	02
202619	10668	" " " " Position Pin, per 100 .....	25
*206850	---	Hook (sewing) with 203101 .....	---
206851	10964	" 206850 with 200145H, 200596F, 200614c, 202064, 202320, 206852 and 206853 .....	2 50
206869	---	Hook and Bobbin Case complete, Nos. 202796 and 206851 .....	3 50
206852	10964	Hook Gib .....	60
200614c	10964	" " Hinge Screw .....	02
200596F	10964	" " Screw .....	02
203101	---	" Oil Wick .....	01
*202320	---	" Shaft, 11 <sup>7</sup> / <sub>8</sub> in. long .....	---
202321	10245	" " Bushing (back) .....	45
200346c	10245	" " " " Set Screw	03
202322	10245	" " " (front) .....	45
200346c	10245	" " " " Set Screw	03
202323	10244	" " Connection Belt Pulley with 202324 and two 200378c .....	60
200378c	10668	Hook Shaft Connection Belt Pulley Set Screw .....	02
202324	10244	Hook Shaft Connection Belt Pulley Spring Flange .....	08
202260	---	Hook Shaft Oil Packing (wick) (2).....	01

No.	Plate	Name	Each
202064	10964	Hook Shaft Pin .....	\$ 01
206853	10964	" Washer Needle Guard .....	20
200145H	10964	" " " " Screw .....	02
202445	10936	Knee Lifter Connection Lever with 202446 .....	07
202786	---	Knee Lifter Connection Lever 202445 with 200224H, 200262H, 202447 and 202449 .....	45
200224H	10248	Knee Lifter Connection Lever Hinge Screw .....	12
202447	10936	Knee Lifter Connection Lever Lifting Rod with 202302 .....	06
202302	10248	Knee Lifter Connection Lever Lifting Rod Cotter Pin .....	01
202446	10246	Knee Lifter Connection Lever Pin .....	03
202449	10936	" " Lifting Lever .....	10
200262H	10248	" " " " Hinge Screw	10
202326	10248	Needle Bar with 200141E .....	80
202327	10248	" " Bushing .....	50
203123	---	" " " 202327 with 202326	1 30
200352c	10248	" " " Set Screw .....	03
202331	10248	" " Connecting Link .....	1 25
202332	10668	" " " " Oil Guard	10
200161D	10247	" " " " " "	
		Screw .....	01
202333	10248	Needle Bar Connecting Link Stud with 202251 .....	25
202251	---	Needle Bar Connecting Link Stud Oil Packing (wick) .....	01
200374c	10668	Needle Bar Connecting Link Stud Set Screw .....	02
*206891	---	Needle Bar Connecting Stud .....	---
202329	10248	" " " 206891 with 200086c and 202330 .....	35
202330	---	Needle Bar Connecting Stud Oil Packing (wick) .....	01
200086c	10248	Needle Bar Connecting Stud Pinch Screw	03
202328	10938	" " Crank with 200335c, 200128c and two 200374c .....	75
206919	---	Needle Bar Crank 202328 with 202333 ..	1 00
203117	---	" " " 206919 with 202329, 202331 and 202338 to 202400 .....	4 30
203172	10248	Needle Bar Crank Friction Washer.....	05
200428c	10248	" " " Position Screw .....	08
200335c	10244	" " " Set Screw .....	04
200141E	10248	" " Set Screw .....	02
202335	10667	Presser Bar (hollow) with 200074E.....	80
202336	10249	" " Bushing .....	35

No.	Plate	Name	Each
200352C	10248	Presser Bar Bushing Set Screw .....	\$ 03
202339	10249	" " Lifter .....	25
200653C	10249	" " " Hinge Screw .....	06
202340	10249	" " Lifting Releasing Lever Bracket .....	1 10
200260D	10249	Presser Bar Lifting Releasing Lever Bracket Guide Screw .....	12
202342	10249	Presser Bar Lifting Releasing Lever Bracket Spring (spiral) .....	02
202337	10249	Presser Bar Position Guide .....	30
202338	10249	" " " " Lever with 200086C .....	30
200086C	10248	Presser Bar Position Guide Lever Pinch Screw .....	03
200352C	10248	Presser Bar Position Guide Set Screw..	03
202343	10938	" " Spring (light) .....	05
202346	10249	" " " Stop Rod .....	05
200492B	10249	" " Thumb Screw (pressure regulating) .....	25
200475B	10668	Presser Bar Thumb Screw Thumb Set Screw .....	08
202355	10668	Presser Bar Thumb Screw Thumb Set Screw Packing (brass) .....	01
202418	10929	Presser Foot .....	50
200074F	10249	" " Screw .....	03
202068	12153	Spool Holder Base .....	15
200575H	10668	" " " Screw .....	05
204296	12153	" " Wire .....	10
200079H	10668	" " " Hinge Screw .....	02
204297	12153	Spool Holder complete, Nos. 200079H, 202068 and 204296 .....	25
202397	10668	Take-up (auxiliary) .....	15
200842E	10668	" " Screw .....	10
202398	10247	" Lever .....	1 20
202399	10247	" " Driving Stud with 202277	25
202277	—	" " " " Oil Packing (wick) .....	01
202400	10247	Take-up Lever Hinge Stud with 202423..	25
202423	—	" " " " Oil Packing (wick) .....	01
200383C	10246	Take-up Lever Hinge Stud Set Screw ..	02
202401	10247	" " Oiling Felt .....	02
200132E	10247	" " " " Screw .....	02
202402	10247	Tension Disc (back) .....	05
202403	10247	" " (front) .....	10
202404	10247	" Release Plunger .....	05
202405	10247	" " Washer .....	15
202407	10247	" Spring .....	05

No.	Plate	Name	Each
200625B	10247	Tension Stud with 204925 .....	\$ 15
200081C	10247	" " Set Screw .....	02
204925	10668	" " Washer .....	01
201572B	10247	" Thumb Nut .....	04
202409	10961	Tension complete, Nos. 200625B, 201572B, 202402, 202403, 202405, 202407 and 202410 .....	55
202410	10961	Thread Controller Spring .....	03
202411	10961	" " " Stop .....	10
200132E	10247	" " " " Screw..	02
202413	10961	" Guide .....	05
202414	10961	" " .....	03
202415	10961	" " .....	10
202417	10961	" " .....	02
200582H	10961	" " Screw .....	02
200355H	10961	" " Set Screw .....	03
200368H	10668	" " " " .....	02
202091	10961	" Retainer Sleeve .....	05
202092	10961	" " Spring .....	01
204058B	10961	" " Stud .....	07
200368H	10668	" " " Set Screw .....	02
204059	10668	Thread Retainer complete, Nos. 202091, 202092 and 204058B .....	15
202818	10389	Throat Plate, 50 needle hole, for needle sizes 3 to 5, with 202534, 202619 and two 200583H .....	75
202534	10668	Throat Plate Bobbin Case Stop .....	25
202619	10668	" " " " " Position Pin, per 100 .....	25
200583H	10668	Throat Plate Bobbin Case Stop Screw..	02
202872	10668	" " Position Pin, per 100 .....	25
200577H	10245	" " Screw (2) .....	02

**LIST OF PARTS COMPLETE**  
**FOR**  
**MACHINE NO. 61 w 104**  
**HAS MECHANICAL OPENER**

For Shirts, Corsets, Underwear, Shirt Waists, Flannels and  
 Other Medium Goods

No.	Plate	Name	Each
*202241	---	Arm .....	\$ --
*206898	---	" 202241 and Bed 206897 with two 204235, three each 200010E and 202005	--
202247	10667	Arm Cap .....	35
200278H	10244	" " Screw .....	05
202248H	10244	" " " Washer .....	05
204235	10668	" Position Pin .....	02
200010E	10245	" Screw .....	06
202005	10245	" " Washer .....	01
202250	10940	" Shaft with 200357E and 203100	1 50
202243	10938	" " Bushing (back) with 202244	75
202244	---	" " " " Oil Packing (wick) .....	02
200338c	10244	Arm Shaft Bushing (back) Set Screw	01
202245	10667	" " " (front) with 202036 and 202260 .....	55
202260	---	Arm Shaft Bushing (front) Oil Packing (wick) .....	01
200502B	10246	Arm Shaft Bushing (front) Oil Packing Thumb Screw .....	25
202036	10668	Arm Shaft Bushing (front) Position Pin	01
200338c	10244	" " " " Set Screw	01
202530	10938	" " Connection Belt .....	60
202252	10244	" " " " Pulley with 200327c, 200602c and two 202253	1 00
200602E	10244	Arm Shaft Connection Belt Pulley Position Screw .....	10
200327c	10244	Arm Shaft Connection Belt Pulley Set Screw .....	04
202253	10244	Arm Shaft Connection Belt Pulley Spring Flange .....	15
203100	---	Arm Shaft Oil Packing (wick) .....	01
200357E	10244	" " " " Stop Screw	03
202255	10940	Balance Wheel with 200328c and 200335c	55
200328c	10244	" " Position Screw .....	01
200335c	10244	" " Set Screw .....	01

No.	Plate	Name	Each
*206897	---	Bed with 202872 .....	\$ --
202258	12153	" Hinge Connection (2) .....	08
200570E	10245	" " " Screw (4) .....	05
206879	10938	" Plate (back) .....	25
200577H	10245	" " " Screw .....	02
210616	10667	" Slide (front) with 210617 .....	30
*210617	---	" " " Spring .....	--
202265	10964	Bobbin .....	08
*202967	---	" Case .....	--
202267	10964	" " Latch .....	10
202056	10964	" " " Pin .....	01
202269	10964	" " " Plunger .....	05
202270	10964	" " " Spring .....	01
202716	10964	" " Tension Spring .....	15
200984E	10964	" " " " Regulating Screw .....	01
200594E	10964	Bobbin Case Tension Spring Screw	02
202796	10963	Bobbin Case complete, Nos. 200594E, 200984E, 202056, 202267, 202269, 202270, 202716 and 202967 .....	1 00
202500	10963	Bobbin Case Lever .....	25
202501	10963	" " " Bushing .....	45
200333c	10963	" " " " Set Screw	01
202502	10963	" " " Driving Cam with 200380c and 200444c .....	30
202503	10963	Bobbin Case Lever Driving Cam Lever with 200086c .....	30
200086c	10963	Bobbin Case Lever Driving Cam Lever Pinch Screw .....	03
202504	10963	Bobbin Case Lever Driving Cam Lever Spring (spiral) .....	10
200444c	10963	Bobbin Case Lever Driving Cam Position Screw .....	04
200380c	10963	Bobbin Case Lever Driving Cam Set Screw .....	02
202841	10963	Bobbin Case Lever complete, Nos. 202500 to 202504 .....	1 50
202505	---	Bobbin Case Outfit complete, Nos. 200333c, 202796 and 202841 .....	2 50
200459D	10939	Cloth Guide Thumb Screw .....	10
202274	10667	Face Plate .....	60
202135	10245	" " Position Pin .....	01
200462B	10245	" " Thumb Screw .....	10
202275	10667	Feed Bar .....	50
200641c	10246	" " Hinge Screw (driving) .....	25
201522E	10246	" " " " Nut .....	03
202276	10245	" " Slide Block .....	15

No.	Plate	Name	Each
202298	10245	Feed Bar Slide Block Crank with 200038c	\$ 25
203124	—	" " " " " 202298 with 200205F 201518E and 202276	55
200038c	10245	Feed Bar Slide Block Crank Pinch Screw	05
200205F	10245	" " " " Hinge Screw	10
201518E	10245	" " " " " " Nut	04
202282	10913	" Dog	40
200106E	10245	" " Screw (2)	02
202297	10667	" Driving Connection with 200054E and 202277	75
202298	10245	Feed Driving Connection Crank with 200038c	25
200038c	10245	Feed Driving Connection Crank Pinch Screw	05
200545c	10245	Feed Driving Connection Hinge Screw	12
201518E	10245	" " " " " " Nut	04
202277	—	" " " " Oil Packing (wick)	01
200054E	10246	Feed Driving Connection Pinch Screw	03
202300	10246	" " Eccentric Regulating Bracket	1 50
203134	—	Feed Driving Eccentric Regulating Bracket 202300 with 202252, two each 201014c and 201525E	2 75
201014c	10245	Feed Driving Eccentric Regulating Bracket Hinge Screw	12
201525E	10245	Feed Driving Eccentric Regulating Bracket Hinge Screw Nut	03
202301	10246	Feed Driving Eccentric Regulating Bracket Plunger	05
202595	10246	Feed Driving Eccentric Regulating Bracket Plunger Spring	02
200607c	10246	Feed Driving Eccentric Regulating Bracket Plunger Spring Stop Screw	05
201014c	10245	Feed Driving Eccentric Regulating Bracket Stop Screw	12
201525E	10245	Feed Driving Eccentric Regulating Bracket Stop Screw Nut	03
200429c	10246	Feed Driving Eccentric Regulating Screw	08
200383c	10246	Feed Driving Eccentric Regulating Screw Check Screw	02
202304	10940	Feed Driving Rock Shaft	40
203122	—	" " " " " 202304 with 200641c, 201522E and 202275	1 65
202305c	10245	Feed Driving Rock Shaft Center (2)	06
200043c	10246	" " " " " " Set Screw (2)	04

No.	Plate	Name	Each
202306	10667	Feed Lifting Connection with 200054E and 202277	\$ 75
202307	10246	Feed Lifting Connection Eccentric with 200382c and 200437c	60
200437c	10246	Feed Lifting Connection Eccentric Position Screw	06
200382c	10359	Feed Lifting Connection Eccentric Set Screw	02
200545c	10245	Feed Lifting Connection Hinge Screw	12
201518E	10245	" " " " " " Nut	04
202277	—	" " " " Oil Packing (wick)	01
200054E	10246	Feed Lifting Connection Pinch Screw	03
202654	10940	" " Rock Shaft	35
202305c	10245	" " " " " " Center (2)	06
200043c	10246	" " " " " " Set Screw (2)	04
202310	10938	Feed Regulating Spindle with 202311, 202443 and 202619	1 25
*202311	—	Feed Regulating Spindle Head	—
202443	10244	" " " " " " Pin	02
202619	10668	" " " " " " Position Pin, per 100	25
*206850	—	Hook (sewing) with 203101	—
206858	10964	" 206850 with 200145H, 200596F, 200614c, 202064, 202319, 206852 and 206853	2 50
206870	—	Hook and Bobbin Case complete, Nos. 202796 and 206858	3 50
206852	10964	Hook Gib	60
200614c	10964	" " Hinge Screw	02
200596F	10964	" " Screw	02
203101	—	" Oil Wick	01
*202319	—	" Shaft, 13 $\frac{3}{4}$ in. long	—
202321	10245	" " Bushing (back)	45
200346c	10245	" " " " " " Set Screw	03
202322	10245	" " " " " " (front)	45
200346c	10245	" " " " " " Set Screw	03
202323	10244	" " Connection Belt Pulley with 202324 and two 200378c	60
200378c	10668	Hook Shaft Connection Belt Pulley Set Screw	02
202324	10244	Hook Shaft Connection Belt Pulley Spring Flange	08
202260	—	Hook Shaft Oil Packing (wick) (2)	01
202064	10964	" " Pin	01
206853	10964	" Washer Needle Guard	20
200145H	10964	" " " " " " Screw	02

No.	Plate	Name	Each
202445	10936	Knee Lifter Connection Lever with 202446 .....	\$ 07
202732	—	Knee Lifter Connection Lever 202445 with 200224H, 200262H, 202447 and 202448 .....	50
200224H	10248	Knee Lifter Connection Lever Hinge Screw .....	12
202447	10936	Knee Lifter Connection Lever Lifting Rod with 202302 .....	06
202302	10248	Knee Lifter Connection Lever Lifting Rod Cotter Pin .....	01
202446	10246	Knee Lifter Connection Lever Pin .....	03
202448	10936	" " Lifting Lever .....	12
200262H	10248	" " " " Hinge Screw .....	10
202326	10248	Needle Bar with 200141F .....	80
202327	10248	" " Bushing .....	50
203123	—	" " " 202327 with 202326 .....	1 30
200352c	10248	" " " Set Screw .....	03
202331	10248	" " Connecting Link .....	1 25
202332	10668	" " " " Oil Guard .....	10
200161D	10247	" " " " " " Screw .....	04
202333	10248	Needle Bar Connecting Link Stud with 202254 .....	25
202254	—	Needle Bar Connecting Link Stud Oil Packing (wick) .....	01
200374c	10668	Needle Bar Connecting Link Stud Set Screw .....	02
*206891	—	Needle Bar Connecting Stud .....	—
202329	10248	" " " " 206891 with 200086c and 202330 .....	35
202330	—	Needle Bar Connecting Stud Oil Packing (wick) .....	01
200086c	10248	Needle Bar Connecting Stud Pinch Screw .....	03
202328	10938	Needle Bar Crank with 200335c, 200428c and two 200374c .....	75
206919	—	Needle Bar Crank 202328 with 202333 .....	1 00
203117	—	" " " 206919 with 202329, 202331 and 202398 to 202400 .....	4 30
203172	10248	Needle Bar Crank Friction Washer .....	05
200428c	10248	" " " Position Screw .....	08
200335c	10244	" " " Set Screw .....	04
200141F	10248	" Set Screw .....	02
202335	10667	Presser Bar (hollow) with 200074F .....	80
202336	10249	" " Bushing .....	35
200352c	10248	" " " Set Screw .....	03

No.	Plate	Name	Each
202339	10249	Presser Bar Lifter .....	\$ 25
200653c	10249	" " " Hinge Screw .....	06
202340	10249	" " Lifting Releasing Lever Bracket .....	1 10
200260D	10249	Presser Bar Lifting Releasing Lever Bracket Guide Screw .....	12
202342	10249	Presser Bar Lifting Releasing Lever Bracket Spring (spiral) .....	02
202337	10249	Presser Bar Position Guide .....	30
202338	10249	" " " " Lever with 200086c .....	30
200086c	10248	Presser Bar Position Guide Lever Pinch Screw .....	03
200352c	10248	Presser Bar Position Guide Set Screw .....	03
202343	10938	" " Spring (light) .....	05
202346	10249	" " " Stop Rod .....	05
200492B	10249	" " Thumb Screw (pressure regulating) .....	25
200475B	10668	Presser Bar Thumb Screw Thumb Set Screw .....	08
202355	10668	Presser Bar Thumb Screw Thumb Set Screw Packing (brass) .....	01
202418	10929	Presser Foot .....	50
200074F	10249	" " Screw .....	03
202068	12153	Spool Holder Base .....	15
200575H	10668	" " " Screw .....	05
204296	12153	" " Wire .....	10
200079H	10668	" " " Hinge Screw .....	02
204297	12153	Spool Holder complete, Nos. 200079H, 202068 and 204296 .....	25
202397	10668	Take-up (auxiliary) .....	15
200842E	10668	" " " Screw .....	10
202398	10247	" Lever .....	1 20
202399	10247	" " Driving Stud with 202277 .....	25
202277	—	" " " " Oil Packing (wick) .....	01
202400	10247	Take-up Lever Hinge Stud with 202423 .....	25
202423	—	" " " " Oil Packing (wick) .....	01
200383c	10246	Take-up Lever Hinge Stud Set Screw .....	02
202401	10247	" " Oiling Felt .....	02
200132E	10247	" " " Screw .....	02
202402	10247	Tension Disc (back) .....	05
202403	10247	" " (front) .....	10
202404	10247	" Release Plunger .....	05
202405	10247	" " Washer .....	15
202407	10247	" Spring .....	05
200625B	10247	" Stud with 204925 .....	15



No.	Plate	Name	Each
200081c	10247	Tension Stud Set Screw .....	\$ 02
204925	10668	" " Washer .....	01
201572B	10247	" Thumb Nut .....	01
202409	10961	Tension complete, Nos. 200625B, 201572B, 202402, 202403, 202405, 202407 and 202410 .....	55
202410	10961	Thread Controller Spring .....	03
202411	10961	" " " Stop .....	10
200132E	10247	" " " " Screw .....	02
202413	10961	" Guide .....	05
202414	10961	" " " " " .....	03
202415	10961	" " " " " .....	10
202417	10961	" " " " " .....	02
200582H	10961	" " Screw .....	02
200355H	10961	" " Set Screw .....	02
200368H	10668	" " " " " .....	02
202091	10961	" Retainer Sleeve .....	05
202092	10961	" " Spring .....	01
204058B	10961	" " Stud .....	07
200368H	10668	" " " Set Screw .....	02
204059	10668	Thread Retainer complete, Nos. 202091, 202092 and 204058B .....	15
202818	10389	Throat Plate, 50 needle hole, for needle sizes 3 to 5, with 202534, 202619 and two 200583H .....	75
202534	10668	Throat Plate Bobbin Case Stop .....	25
202619	10668	" " " " " Position Pin, per 100 .....	25
200583H	10668	Throat Plate Bobbin Case Stop Screw .....	02
202872	10668	" " Position Pin, per 100 .....	25
200577H	10245	" " Screw (2) .....	02

## LIST OF PARTS COMPLETE

FOR

## MACHINE NO. 61 w 106

For Tailoring, Overalls, Canvas, Tennis Shoes, Etc.

No.	Plate	Name	Each
*202241	-----	Arm .....	\$ ---
*206898	-----	" 202241 and Bed 206897 with two 204235, three each 200010E and 202005 .....	---
202247	10667	Arm Cap .....	35
200278H	10244	" " Screw .....	05
202248H	10244	" " " Washer .....	05
204235	10668	" Position Pin .....	02
200010E	10245	" Screw .....	06
202005	10245	" " Washer .....	01
202250	10940	" Shaft with 200357E and 203100 .....	1 50
202243	10938	" " Bushing (back) with 202244 .....	75
202244	-----	" " " Oil Packing (wick) .....	02
200338c	10244	Arm Shaft Bushing (back) Set Screw .....	04
202245	10667	" " " (front) with 202036 and 202260 .....	55
202260	-----	Arm Shaft Bushing (front) Oil Packing (wick) .....	01
200502B	10246	Arm Shaft Bushing (front) Oil Packing Thumb Screw .....	25
202036	10668	Arm Shaft Bushing (front) Position Pin .....	01
200338c	10244	" " " " Set Screw .....	01
202530	10938	" " Connection Belt .....	60
202252	10244	" " " " Pulley with 200327c, 200602E and two 202253 .....	1 00
200602E	10244	Arm Shaft Connection Belt Pulley Position Screw .....	10
200327c	10244	Arm Shaft Connection Belt Pulley Set Screw .....	04
202253	10244	Arm Shaft Connection Belt Pulley Spring Flange .....	15
203100	-----	Arm Shaft Oil Packing (wick) .....	01
200357E	10244	" " " " Stop Screw .....	03
202255	10940	Balance Wheel with 200328c and 200335c .....	85
200328c	10244	" " Position Screw .....	04
200335c	10244	" " Set Screw .....	04
*206897	-----	Bed with 202872 .....	---
202258	12153	" Hinge Connection (2) .....	08
200570E	10245	" " " Screw (4) .....	05

No.	Plate	Name	Each
206879	10938	Bed Plate (back) .....	\$ 25
200577H	10245	" " " Screw .....	02
210616	10667	" Slide (front) with 210617 .....	30
*210617	—	" " " Spring .....	—
202265	10964	Bobbin .....	08
*202806	—	" Case .....	—
202267	10964	" " Latch .....	10
202056	10964	" " " Pin .....	01
202269	10964	" " " Plunger .....	05
202270	10964	" " " Spring .....	01
202716	10964	" " Tension Spring .....	15
200984F	10964	" " " " Regulating Screw .....	04
200594F	10964	Bobbin Case Tension Spring Screw ....	02
202533	10964	Bobbin Case complete, Nos. 200594F, 200984F, 202056, 202267, 202269, 202270, 202716 and 202806 .....	1 00
200459D	10939	Cloth Guide Thumb Screw .....	10
202274	10667	Face Plate .....	60
202135	10245	" " Position Pin .....	01
200462B	10245	" " Thumb Screw .....	10
202275	10667	Feed Bar .....	50
200641C	10246	" " Hinge Screw (driving) .....	25
201522E	10246	" " " " Nut .....	03
202276	10245	" " Slide Block .....	15
202298	10245	" " " " Crank with 200038C .....	25
203124	—	" " " " " 202298 with 200205F, 201518E and 202276 .....	55
200038C	10245	Feed Bar Slide Block Crank Pinch Screw .....	05
200205F	10245	" " " " Hinge Screw .....	10
201518E	10245	" " " " " Nut .....	04
202288	10913	" Dog .....	50
200106E	10245	" " Screw (2) .....	02
202297	10667	" Driving Connection with 200054E and 202277 .....	75
202298	10245	Feed Driving Connection Crank with 200038C .....	25
200038C	10245	Feed Driving Connection Crank Pinch Screw .....	05
200545C	10245	Feed Driving Connection Hinge Screw .....	12
201518E	10245	" " " " " Nut .....	04
202277	—	Feed Driving Connection Oil Packing (wick) .....	01
200054E	10246	Feed Driving Connection Pinch Screw .....	03
202300	10246	" " Eccentric Regulating Bracket .....	1 50

No.	Plate	Name	Each
203134	—	Feed Driving Eccentric Regulating Bracket 202300 with 202252, two each 201014C and 201525E .....	2 75
201014C	10245	Feed Driving Eccentric Regulating Bracket Hinge Screw .....	12
201525E	10245	Feed Driving Eccentric Regulating Bracket Hinge Screw Nut .....	03
202301	10246	Feed Driving Eccentric Regulating Bracket Plunger .....	05
202595	10246	Feed Driving Eccentric Regulating Bracket Plunger Spring .....	02
200607C	10246	Feed Driving Eccentric Regulating Bracket Plunger Spring Stop Screw .....	05
201014C	10245	Feed Driving Eccentric Regulating Bracket Stop Screw .....	12
201525E	10245	Feed Driving Eccentric Regulating Bracket Stop Screw Nut .....	03
200429C	10246	Feed Driving Eccentric Regulating Screw .....	08
200383C	10246	Feed Driving Eccentric Regulating Screw Check Screw .....	02
202304	10940	Feed Driving Rock Shaft .....	40
203122	—	" " " " 202304 with 200641C, 201522E and 202275 .....	1 65
202305C	10245	Feed Driving Rock Shaft Center (2) ...	06
200043C	10246	" " " " " Set Screw (2) .....	04
202306	10667	Feed Lifting Connection with 200054E and 202277 .....	75
202307	10246	Feed Lifting Connection Eccentric with 200382C and 200437C .....	60
200437C	10246	Feed Lifting Connection Eccentric Position Screw .....	06
200382C	10359	Feed Lifting Connection Eccentric Set Screw .....	02
200545C	10245	Feed Lifting Connection Hinge Screw ...	12
201518E	10245	" " " " " Nut .....	04
202277	—	" " " " Oil Packing (wick) .....	01
200054E	10246	Feed Lifting Connection Pinch Screw ...	03
202654	10940	" " Rock Shaft .....	35
202305C	10245	" " " " Center (2) ...	06
200043C	10246	" " " " " Set Screw (2) .....	04
202310	10938	Feed Regulating Spindle with 202311, 202443 and 202619 .....	1 25
*202311	—	Feed Regulating Spindle Head .....	—

No.	Plate	Name	Each
202443	10244	Feed Regulating Spindle Head Pin .....	\$ 02
202619	10668	" " " " Position	
		Pin, per 100 .....	25
*206850	—	Hook (sewing) with 203101 .....	—
206858	10964	" 206850 with 200145u, 200596 <sup>F</sup> 200614c, 202064, 202319, 206852 and 206853 .....	2 50
206859	—	Hook and Bobbin Case complete, Nos. 202533 and 206858 .....	3 50
206852	10964	Hook Gib .....	60
200614c	10964	" " Hinge Screw .....	02
200596 <sup>F</sup>	10964	" " Screw .....	02
203101	—	" Oil Wick .....	01
*202319	—	" Shaft, 13 <sup>3</sup> / <sub>32</sub> in. long .....	—
202321	10245	" " Bushing (back) .....	45
200346c	10245	" " " " Set Screw .....	03
202322	10245	" " " (front) .....	45
200346c	10245	" " " " Set Screw .....	03
202323	10244	" " Connection Belt Pulley with 202324 and two 200378c .....	60
200378c	10668	Hook Shaft Connection Belt Pulley Set Screw .....	02
202324	10244	Hook Shaft Connection Belt Pulley Spring Flange .....	08
202260	—	Hook Shaft Oil Packing (wick) (2) ....	01
202064	10964	" " Pin .....	01
206853	10964	" Washer Needle Guard .....	20
200145u	10964	" " " " Screw .....	02
202445	10936	Knee Lifter Connection Lever with 202446 .....	07
202732	—	Knee Lifter Connection Lever 202445 with 200224u, 200262u, 202447 and 202448 .....	50
200224u	10248	Knee Lifter Connection Lever Hinge Screw .....	12
202447	10936	Knee Lifter Connection Lever Lifting Rod with 202302 .....	06
202302	10248	Knee Lifter Connection Lever Lifting Rod Cotter Pin .....	01
202446	10246	Knee Lifter Connection Lever Pin .....	03
202448	10936	" " Lifting Lever .....	12
200262u	10248	" " " " Hinge Screw .....	10
202326	10248	Needle Bar with 200141e .....	80
202550	10283	" " Bushing .....	50
206880	—	" " " 202550 with 202326 .....	1 30
200352c	10248	" " " Set Screw .....	03
202552	10283	" " Connecting Link .....	1 25
202332	10668	" " " " Oil Guard .....	10

No.	Plate	Name	Each
200161b	10247	Needle Bar Connecting Link Oil Guard Screw .....	\$ 04
202333	10248	Needle Bar Connecting Link Stud with 202254 .....	25
202254	—	Needle Bar Connecting Link Stud Oil Packing (wick) .....	01
200374c	10668	Needle Bar Connecting Link Stud Set Screw .....	02
200383c	10246	Needle Bar Connecting Link Stud Set Screw .....	02
*206891	—	Needle Bar Connecting Stud .....	—
202329	10248	" " " " 206891 with 200086c and 202330 .....	35
202330	—	Needle Bar Connecting Stud Oil Packing (wick) .....	01
200086c	10248	Needle Bar Connecting Stud Pinch Screw	03
202551	10938	" " Crank with 200335c, 200374c, 200383c and 200428c .....	75
206920	—	Needle Bar Crank 202551 with 202333 ..	1 00
203771	—	" " " 206920 with 202329, 202338 to 202400 and 202552 .....	4 30
203172	10248	Needle Bar Crank Friction Washer ....	05
200428c	10248	" " " Position Screw .....	08
200335c	10244	" " " Set Screw .....	04
200141e	10248	" Set Screw .....	02
202335	10667	Presser Bar (hollow) with 200074e .....	80
202336	10249	" " Bushing .....	35
200352c	10248	" " " Set Screw .....	03
202554	10283	" " Lifter .....	25
200653c	10249	" " " Hinge Screw .....	06
202553	10283	" " Lifting Releasing Lever Bracket .....	1 10
200260b	10249	Presser Bar Lifting Releasing Lever Bracket Guide Screw .....	12
202342	10249	Presser Bar Lifting Releasing Lever Bracket Spring (spiral) .....	02
202337	10249	Presser Bar Position Guide .....	30
202338	10249	" " " " Lever with 200086c .....	30
200086c	10248	Presser Bar Position Guide Lever Pinch Screw .....	03
200352c	10248	Presser Bar Position Guide Set Screw ..	03
202378	10938	" " Spring (heavy) .....	05
202346	10249	" " " Stop Rod .....	05
200492b	10249	" " Thumb Screw (pressure regulating) .....	25

No.	Plate	Name	Each
200475B	10668	Presser Bar Thumb Screw Thumb Set Screw .....	\$ 08
202355	10668	Presser Bar Thumb Screw Thumb Set Screw Packing (brass) .....	01
202090	10288	Presser Foot Hinge Pin .....	01
203011	—	" " Plate .....	65
202924	—	" " Shank .....	60
229867	10927	Presser Foot (hinged) complete. Nos. 202090, 202924 and 203011 .....	1 25
200074F	10249	Presser Foot Screw .....	.03
226057	10939	Quilter Bracket with 200481B .....	15
200118F	10939	" " Screw .....	02
200481B	10939	" Thumb Screw .....	06
202068	12153	Spool Holder Base .....	15
200575H	10668	" " " Screw .....	05
204296	12153	" " Wire .....	10
200079H	10668	" " " Hinge Screw .....	02
204297	12153	Spool Holder complete. Nos. 200079H, 202068 and 204296 .....	25
202397	10668	Take-up (auxiliary) .....	15
200842E	10668	" " " Screw .....	10
202398	10247	" Lever .....	1 20
202399	10247	" " Driving Stud with 202277 .....	25
202277	—	" " " " Oil Packing (wick) .....	01
202400	10247	Take-up Lever Hinge Stud with 202423 .....	25
202423	—	" " " " Oil Packing (wick) .....	01
200383C	10246	Take-up Lever Hinge Stud Set Screw .....	02
202401	10247	" " Oiling Felt .....	02
200132E	10247	" " " " Screw .....	02
202402	10247	Tension Disc (back) .....	05
202403	10247	" " (front) .....	10
202404	10247	" Release Plunger .....	05
202405	10247	" " Washer .....	15
202407	10247	" Spring .....	05
200625B	10247	" Stud with 204925 .....	15
200081C	10247	" " Set Screw .....	02
204925	10668	" " Washer .....	01
201572B	10247	" Thumb Nut .....	04
202409	10961	Tension complete. Nos. 200625B, 201572B, 202402, 202403, 202405, 202407 and 202410 .....	55
202410	10961	Thread Controller Spring .....	03
202411	10961	" " " Stop .....	10
200432E	10247	" " " " Screw .....	02
202413	10961	" Guide .....	05
202414	10961	" " .....	03

No.	Plate	Name	Each
202415	10961	Thread Guide .....	\$ 10
202417	10961	" " .....	02
200582H	10961	" " Screw .....	02
200355H	10961	" " Set Screw .....	03
200368H	10668	" " " " .....	02
202091	10961	" Retainer Sleeve .....	05
202092	10961	" " Spring .....	01
204058B	10961	" " Stud .....	07
200368H	10668	" " " Set Screw .....	02
204059	10668	Thread Retainer complete. Nos. 202091, 202092 and 204058B .....	15
202826	10390	Throat Plate, 46 elongated needle hole, for needle sizes 6 to 8, with 202534, 202619 and two 200583H .....	75
202534	10668	Throat Plate Bobbin Case Stop .....	25
202619	10668	" " " " " Position Pin, per 100 .....	25
200583H	10668	Throat Plate Bobbin Case Stop Screw .....	02
202872	10668	" " Position Pin, per 100 .....	25
200577H	10245	" " Screw (2) .....	02

**LIST OF PARTS COMPLETE**  
**FOR**  
**MACHINE NO. 61 w 107**  
**HAS MECHANICAL OPENER**

For Tailoring, Overalls, Canvas, Tennis Shoes, Etc.

No.	Plate	Name	Each
*202241	---	Arm .....	\$ ---
*206898	---	" 202241 and Bed 206897 with two 204235, three each 200010E and 202005	---
202247	10667	Arm Cap .....	35
200278H	10244	" " Screw .....	05
202248H	10244	" " Washer .....	05
204235	10668	" Position Pin .....	02
200010E	10245	" Screw .....	06
202005	10245	" Washer .....	01
202250	10940	" Shaft with 200357E and 203100.....	1 50
202243	10938	" " Bushing (back) with 202244	75
202244	---	" " " " Oil Packing (wick) .....	02
200338C	10244	Arm Shaft Bushing (back) Set Screw ...	04
202245	10667	" " " (front) with 202036 and 202260 .....	55
202260	---	Arm Shaft Bushing (front) Oil Packing (wick) .....	01
200502B	10246	Arm Shaft Bushing (front) Oil Packing Thumb Screw .....	25
202036	10668	Arm Shaft Bushing (front) Position Pin...	01
200338C	10244	" " " " Set Screw...	04
202530	10938	" " Connection Belt .....	60
202252	10244	" " " " Pulley with 200327C, 200602E and two 202253 .....	1 00
200602E	10244	Arm Shaft Connection Belt Pulley Position Screw .....	10
200327C	10244	Arm Shaft Connection Belt Pulley Set Screw .....	04
202253	10244	Arm Shaft Connection Belt Pulley Spring Flange .....	15
203100	---	Arm Shaft Oil Packing (wick) .....	01
200357E	10244	" " " " Stop Screw .....	03
202255	10940	Balance Wheel with 200328C and 200335C	85
200328C	10244	" " Position Screw .....	04
200335C	10244	" " Set Screw .....	04

No.	Plate	Name	Each
*206897	----	Bed with 202872 .....	\$ ---
202258	12153	" Hinge Connection (2) .....	08
200570E	10245	" " " Screw (4) .....	05
206879	10938	" Plate (back) .....	25
2005770	10245	" " " Screw .....	02
210616	10667	" Slide (front) with 210617 .....	30
*210617	---	" " " Spring .....	---
202265	10964	Bobbin .....	08
*202967	---	" Case .....	---
202267	10964	" " Latch .....	10
202056	10964	" " " Pin .....	01
202269	10964	" " " Plunger .....	05
202270	10964	" " " Spring .....	01
202716	10964	" " Tension Spring .....	15
200984E	10964	" " " " Regulating Screw .....	04
200594E	10964	Bobbin Case Tension Spring Screw ....	02
202796	10963	Bobbin Case complete, Nos. 200594E, 200984E, 202056, 202267, 202269, 202270, 202716 and 202967 .....	1 00
202500	10963	Bobbin Case Lever .....	25
202501	10963	" " " Bushing .....	45
200333C	10963	" " " " Set Screw ..	04
202502	10963	" " " Driving Cam with 200380C and 200444C .....	30
202503	10963	Bobbin Case Lever Driving Cam Lever with 200086C .....	30
200086C	10963	Bobbin Case Lever Driving Cam Lever Pinch Screw .....	03
202504	10963	Bobbin Case Lever Driving Cam Lever Spring (spiral) .....	10
200444C	10963	Bobbin Case Lever Driving Cam Position Screw .....	04
200380C	10963	Bobbin Case Lever Driving Cam Set Screw .....	02
202841	10963	Bobbin Case Lever complete, Nos. 202500 to 202504 .....	1 50
202505	---	Bobbin Case Outfit complete, Nos. 200333C, 202796 and 202841 .....	2 50
200459D	10939	Cloth Guide Thumb Screw .....	10
202271	10667	Face Plate .....	60
202135	10245	" " Position Pin .....	01
200462B	10245	" " Thumb Screw .....	10
202275	10667	Feed Bar .....	50
200641C	10246	" " Hinge Screw (driving) .....	25
201522E	10246	" " " " Nut .....	03
202276	10245	" " Slide Block .....	15

No.	Plate	Name	Each
202298	10245	Feed Bar Slide Block Crank with 200038c	\$ 25
203124	—	" " " " " 202298 with 200205F, 201518E and 202276	55
200038c	10245	Feed Bar Slide Block Crank Pinch Screw	05
200205F	10245	" " " " " Hinge Screw	10
201518E	10245	" " " " " Nut	04
202288	10913	" Dog	50
200106E	10245	" " Screw (2)	02
202297	10667	" Driving Connection with 200054E and 202277	75
202298	10245	Feed Driving Connection Crank with 200038c	25
200038c	10245	Feed Driving Connection Crank Pinch Screw	05
200545c	10245	Feed Driving Connection Hinge Screw	12
201518E	10245	" " " " " Nut	04
202277	—	Feed Driving Connection Oil Packing (wick)	01
200054E	10246	Feed Driving Connection Pinch Screw	03
202300	10246	" " Eccentric Regulating Bracket	1 50
203134	—	Feed Driving Eccentric Regulating Bracket 202300 with 202252, two each 201014c and 201525E	2 75
201014c	10245	Feed Driving Eccentric Regulating Bracket Hinge Screw	12
201525E	10245	Feed Driving Eccentric Regulating Bracket Hinge Screw Nut	03
202301	10246	Feed Driving Eccentric Regulating Bracket Plunger	05
202595	10246	Feed Driving Eccentric Regulating Bracket Plunger Spring	02
200607c	10246	Feed Driving Eccentric Regulating Bracket Plunger Spring Stop Screw	05
201014c	10245	Feed Driving Eccentric Regulating Bracket Stop Screw	12
201525E	10245	Feed Driving Eccentric Regulating Bracket Stop Screw Nut	03
200429c	10246	Feed Driving Eccentric Regulating Screw	08
200383c	10246	Feed Driving Eccentric Regulating Screw Check Screw	02
202304	10940	Feed Driving Rock Shaft	40
203122	—	" " " " " 202304 with 200641c, 201522E and 202275	1 65
202305c	10245	Feed Driving Rock Shaft Center (2)	06

No.	Plate	Name	Each
200043c	10246	Feed Driving Rock Shaft Center Set Screw (2)	\$ 04
202306	10667	Feed Lifting Connection with 200054E and 202277	75
202307	10246	Feed Lifting Connection Eccentric with 200382c and 200437c	60
200437c	10246	Feed Lifting Connection Eccentric Position Screw	06
200382c	10359	Feed Lifting Connection Eccentric Set Screw	02
200545c	10245	Feed Lifting Connection Hinge Screw	12
201518E	10245	" " " " " Nut	04
202277	—	" " " " " Oil Packing (wick)	01
200054E	10246	Feed Lifting Connection Pinch Screw	03
202654	10940	" " Rock Shaft	35
202305c	10245	" " " " " Center (2)	06
200043c	10246	" " " " " Set Screw (2)	04
202310	10938	Feed Regulating Spindle with 202311, 202443 and 202619	1 25
*202311	—	Feed Regulating Spindle Head	—
202443	10244	" " " " " Pin	02
202619	10668	" " " " " Position Pin, per 100	25
*206850	—	Hook (sewing) with 203101	—
206858	10964	" 206850 with 200145u, 200596F, 200614c, 202064, 202319, 206852 and 206853	2 50
206870	—	Hook and Bobbin Case complete, Nos. 202796 and 206858	3 50
206852	10964	Hook Gib	60
200614c	10964	" " Hinge Screw	02
200596F	10964	" " Screw	02
203101	—	" Oil Wick	01
*202319	—	" Shaft, 13 $\frac{3}{4}$ in. long	—
202321	10245	" " Bushing (back)	45
200346c	10245	" " " " " Set Screw	03
202322	10245	" " " " " (front)	45
200346c	10245	" " " " " Set Screw	03
202323	10244	" " Connection Belt Pulley with 202324 and two 200378c	60
200378c	10668	Hook Shaft Connection Belt Pulley Set Screw	02
202324	10244	Hook Shaft Connection Belt Pulley Spring Flange	08
202260	—	Hook Shaft Oil Packing (wick) (2)	01
202064	10964	" " Pin	01

No.	Plate	Name	Each
206853	10964	Hook Washer Needle Guard .....	\$ 20
200145H	10964	" " " " Screw .....	02
202445	10936	Knee Lifter Connection Lever with 202446 .....	07
202732	—	Knee Lifter Connection Lever 202445 with 200224H, 200262H, 202447 and 202448 .....	50
200224H	10248	Knee Lifter Connection Lever Hinge Screw .....	12
202447	10936	Knee Lifter Connection Lever Lifting Rod with 202302 .....	06
202302	10248	Knee Lifter Connection Lever Lifting Rod Cotter Pin .....	01
202446	10246	Knee Lifter Connection Lever Pin .....	03
202448	10936	" " Lifting Lever .....	12
200262H	10248	" " " " Hinge Screw .....	10
202326	10248	Needle Bar with 200141F .....	80
202550	10283	" " Bushing .....	50
206880	—	" " " 202550 with 202326 .....	1 30
200352c	10248	" " " Set Screw .....	03
202552	10283	" " Connecting Link .....	1 25
202332	10668	" " " " Oil Guard .....	10
200161D	10247	" " " " " " Screw .....	04
202333	10248	Needle Bar Connecting Link Stud with 202254 .....	25
202254	—	Needle Bar Connecting Link Stud Oil Packing (wick) .....	01
200374c	10668	Needle Bar Connecting Link Stud Set Screw .....	02
200383c	10246	Needle Bar Connecting Link Stud Set Screw .....	02
*206891	—	Needle Bar Connecting Stud .....	—
202329	10248	" " " " 206891 with 200086c and 202330 .....	35
202330	—	Needle Bar Connecting Stud Oil Packing (wick) .....	01
200086c	10248	Needle Bar Connecting Stud Pinch Screw .....	03
202551	10938	" " Crank with 200335c, 200374c, 200383c and 200428c .....	75
206920	—	Needle Bar Crank 202551 with 202333 .....	1 00
203771	—	" " " 206920 with 202329, 202398 to 202400 and 202552 .....	4 30
203172	10248	Needle Bar Crank Friction Washer .....	05
200428c	10248	" " " Position Screw .....	08
200335c	10244	" " " Set Screw .....	04
200141F	10248	" Set Screw .....	02
202335	10667	Presser Bar (hollow) with 200074F .....	80

No.	Plate	Name	Each
202336	10249	Presser Bar Bushing .....	\$ 35
200352c	10248	" " " Set Screw .....	03
202554	10283	" " Lifter .....	25
200653c	10249	" " " Hinge Screw .....	06
202553	10283	" " Lifting Releasing Lever Bracket .....	1 10
200260D	10249	Presser Bar Lifting Releasing Lever Bracket Guide Screw .....	12
202342	10249	Presser Bar Lifting Releasing Lever Bracket Spring (spiral) .....	02
202337	10249	Presser Bar Position Guide .....	30
202338	10249	" " " " Lever with 200086c .....	30
200086c	10248	Presser Bar Position Guide Lever Pinch Screw .....	03
200352c	10248	Presser Bar Position Guide Set Screw .....	03
202378	10938	" " Spring (heavy) .....	05
202346	10249	" " " Stop Rod .....	05
200492B	10249	" " Thumb Screw (pressure regulating) .....	25
200475B	10668	Presser Bar Thumb Screw Thumb Set Screw .....	08
202355	10668	Presser Bar Thumb Screw Thumb Set Screw Packing (brass) .....	01
202090	10288	Presser Foot Hinge Pin .....	01
203011	—	" " Plate .....	65
202924	—	" " Shank .....	60
229867	10927	Presser Foot (hinged) complete, Nos. 202090, 202924 and 203011 .....	1 25
200074F	10249	Presser Foot Screw .....	03
226057	10939	Quilter Bracket with 200481B .....	15
200118E	10939	" " Screw .....	02
200481B	10939	" Thumb Screw .....	06
202068	12153	Spool Holder Base .....	15
200575H	10668	" " " Screw .....	05
204296	12153	" " Wire .....	10
200079H	10668	" " " Hinge Screw .....	02
204297	12153	Spool Holder complete, Nos. 200079H, 202068 and 204296 .....	25
202397	10668	Take-up (auxiliary) .....	15
200842E	10668	" " Screw .....	10
202398	10247	" Lever .....	1 20
202399	10247	" " Driving Stud with 202277 .....	25
202277	—	" " " " Oil Packing (wick) .....	01
202100	10247	Take-up Lever Hinge Stud with 202423 .....	25
202423	—	" " " " Oil Packing (wick) .....	01

No.	Plate	Name	Each
200383c	10246	Take-up Lever Hinge Stud Set Screw...	\$ 02
202401	10247	" " Oiling Felt .....	02
200132E	10247	" " " " Screw .....	02
202402	10247	Tension Disc (back) .....	05
202403	10247	" " (front) .....	10
202404	10247	" Release Plunger .....	05
202405	10247	" " Washer .....	15
202407	10247	" Spring .....	05
200625B	10247	" Stud with 204925 .....	15
200081c	10247	" " Set Screw .....	02
204925	10668	" " Washer .....	01
201572B	10247	" Thumb Nut .....	04
202409	10961	Tension complete, Nos. 200625B, 201572B, 202402, 202403, 202405, 202407 and 202410 .....	55
202410	10961	Thread Controller Spring .....	03
202411	10961	" " " Stop .....	10
200132E	10247	" " " " Screw...	02
202413	10961	" Guide .....	05
202414	10961	" " .....	03
202415	10961	" " .....	10
202417	10961	" " .....	02
200582H	10961	" " Screw .....	02
200355H	10961	" " Set Screw .....	03
200368H	10668	" " " " .....	02
202091	10961	" Retainer Sleeve .....	05
202092	10961	" " Spring .....	01
204058B	10961	" " Stud .....	07
200368H	10668	" " " Set Screw .....	02
204059	10668	Thread Retainer complete, Nos. 202091, 202092 and 204058B .....	15
202826	10390	Throat Plate, 46 elongated needle hole, for needle sizes 6 to 8, with 202534, 202619 and two 200583H .....	75
202534	10668	Throat Plate Bobbin Case Stop .....	25
202619	10668	" " " " " Position Pin, per 100 .....	25
200583H	10668	Throat Plate Bobbin Case Stop Screw...	02
202872	10668	" " Position Pin, per 100 .....	25
200577H	10245	" " Screw (2) .....	02

## LIST OF PARTS COMPLETE

FOR

## MACHINE NO. 61 w 108

For Shirts, Corsets, Underwear, Shirt Waists, Flannels and  
Other Medium Goods.

No.	Plate	Name	Each
*202241	---	Arm .....	\$ ---
*206898	---	" " 202241 and Bed 206897 with two 204235, three each 200010E and 202005 .....	---
202247	10667	Arm Cap .....	35
200278H	10244	" " Screw .....	05
202248H	10244	" " " Washer .....	05
204235	10668	" Position Pin .....	02
200010E	10245	" Screw .....	06
202005	10245	" " Washer .....	01
202250	10910	" Shaft with 200357E and 203100 .....	1 50
202243	10938	" " Bushing (back) with 202244 .....	75
202244	---	" " " " Oil Packing (wick) .....	02
200338c	10244	Arm Shaft Bushing (back) Set Screw...	04
202245	10667	" " " (front) with 202036 and 202260 .....	55
202260	---	Arm Shaft Bushing (front) Oil Packing (wick) .....	01
200502B	10246	Arm Shaft Bushing (front) Oil Packing Thumb Screw .....	25
202036	10668	Arm Shaft Bushing (front) Position Pin..	01
200338c	10244	" " " " Set Screw...	04
202530	10938	" " Connection Belt .....	60
202252	10244	" " " " Pulley with 200327c, 200602E and two 202253 .....	1 00
200602E	10244	Arm Shaft Connection Belt Pulley Position Screw .....	10
200327c	10244	Arm Shaft Connection Belt Pulley Set Screw .....	04
202253	10244	Arm Shaft Connection Belt Pulley Spring Flange .....	15
203100	---	Arm Shaft Oil Packing (wick) .....	01
200357E	10244	" " " " Stop Screw .....	03
202255	10940	Balance Wheel with 200328c and 200335c	85
200328c	10244	" " Position Screw .....	04
200335c	10244	" " Set Screw .....	04



No.	Plate	Name	Each
*206897	—	Bed with 202872 .....	\$ --
202258	12153	" Hinge Connection (2) .....	08
200570E	10245	" " " Screw (4) .....	05
206879	10938	" Plate (back) .....	25
200577H	10245	" " " Screw .....	02
210616	10667	" Slide (front) with 210617 .....	30
*210617	—	" " " Spring .....	—
202265	10964	Bobbin .....	08
*202806	—	" Case .....	—
202267	10964	" " Latch .....	10
202056	10964	" " " Pin .....	01
202269	10964	" " " Plunger .....	05
202270	10964	" " " Spring .....	01
202716	10964	" " Tension Spring .....	15
200984F	10964	" " " " Regulating Screw .....	04
200594F	10964	Bobbin Case Tension Spring Screw .....	02
202533	10964	Bobbin Case complete, Nos. 200594F, 200984F, 202056, 202267, 202269, 202270, 202716 and 202806 .....	1 00
200459D	10939	Cloth Guide Thumb Screw .....	10
202274	10667	Face Plate .....	60
202135	10245	" " Position Pin .....	01
200462B	10245	" " Thumb Screw .....	10
202275	10667	Feed Bar .....	50
200641C	10246	" " Hinge Screw (driving) .....	25
201522E	10246	" " " Nut .....	03
202276	10245	" " Slide Block .....	15
202298	10245	" " " Crank with 200038C .....	25
203124	—	" " " " " 202298 with 200205F, 201518E and 202276 .....	55
200038C	10245	Feed Bar Slide Block Crank Pinch Screw .....	05
200205F	10245	" " " " Hinge Screw .....	10
201518E	10245	" " " " " Nut .....	04
202282	10913	" Dog .....	40
200106E	10245	" " Screw (2) .....	02
202297	10667	" Driving Connection with 200054E and 202277 .....	75
202298	10245	Feed Driving Connection Crank with 200038C .....	25
200038C	10245	Feed Driving Connection Crank Pinch Screw .....	05
200545C	10245	Feed Driving Connection Hinge Screw .....	12
201518E	10245	" " " " " Nut .....	04
202277	—	Feed Driving Connection Oil Packing (wick) .....	01

No.	Plate	Name	Each
200054E	10246	Feed Driving Connection Pinch Screw ..	\$ 03
202300	10246	" " Eccentric Regulating Bracket .....	1 50
203134	—	Feed Driving Eccentric Regulating Bracket 202300 with 202252, two each 201014C and 201525E .....	2 75
201014C	10245	Feed Driving Eccentric Regulating Bracket Hinge Screw .....	12
201525E	10245	Feed Driving Eccentric Regulating Bracket Hinge Screw Nut .....	03
202301	10246	Feed Driving Eccentric Regulating Bracket Plunger .....	05
202595	10246	Feed Driving Eccentric Regulating Bracket Plunger Spring .....	02
200607C	10246	Feed Driving Eccentric Regulating Bracket Plunger Spring Stop Screw ..	05
201014C	10245	Feed Driving Eccentric Regulating Bracket Stop Screw .....	12
201525E	10245	Feed Driving Eccentric Regulating Bracket Stop Screw Nut .....	03
200429C	10246	Feed Driving Eccentric Regulating Screw .....	08
200383C	10246	Feed Driving Eccentric Regulating Screw Check Screw .....	02
202304	10940	Feed Driving Rock Shaft .....	40
203122	—	" " " " 202304 with 200641C, 201522E and 202275 .....	1 65
202305C	10245	Feed Driving Rock Shaft Center (2) ...	06
200043C	10246	" " " " " Set Screw (2) .....	04
202306	10667	Feed Lifting Connection with 200054E and 202277 .....	75
202307	10246	Feed Lifting Connection Eccentric with 200382C and 200437C .....	60
200437C	10246	Feed Lifting Connection Eccentric Position Screw .....	06
200382C	10359	Feed Lifting Connection Eccentric Set Screw .....	02
200545C	10245	Feed Lifting Connection Hinge Screw ..	12
201518E	10245	" " " " " Nut .....	04
202277	—	Feed Lifting Connection Oil Packing (wick) .....	01
200054E	10246	Feed Lifting Connection Pinch Screw ..	03
202654	10940	" " Rock Shaft .....	35
202305C	10245	" " " " Center (2) ...	06
200043C	10246	" " " " " Set Screw (2) .....	04

No.	Plate	Name	Each
202310	10938	Feed Regulating Spindle with 202311, 202443 and 202619 .....	\$1 25
*202311	---	Feed Regulating Spindle Head .....	--
202443	10244	" " " " Pin .....	02
202619	10668	" " " " Position Pin, per 100 .....	25
*206850	---	Hook (sewing) with 203101 .....	--
206858	10964	" 206850 with 200145n, 200596g, 200614c, 202064, 202319, 206852 and 206853 .....	2 50
206859	---	Hook and Bobbin Case complete, Nos. 202533 and 206858 .....	3 50
206852	10964	Hook Gib .....	60
200614c	10964	" " Hinge Screw .....	02
200596g	10964	" " Screw .....	02
203101	---	" Oil Wick .....	01
*202319	---	" Shaft, 13 $\frac{3}{4}$ in. long .....	--
202321	10245	" " Bushing (back) .....	45
200346c	10245	" " " " Set Screw .....	03
202322	10245	" " " (front) .....	45
200346c	10245	" " " " Set Screw .....	03
202323	10244	" " Connection Belt Pulley with 202324 and two 200378c .....	60
200378c	10668	Hook Shaft Connection Belt Pulley Set Screw .....	02
202324	10244	Hook Shaft Connection Belt Pulley Spring Flange .....	08
202260	---	Hook Shaft Oil Packing (wick) (2) .....	01
202064	10964	" " Pin .....	01
206853	10964	" Washer Needle Guard .....	20
200145n	10964	" " " " Screw .....	02
202445	10936	Knee Lifter Connection Lever with 202446 .....	07
202732	---	Knee Lifter Connection Lever 202445 with 200224n, 200262n, 202447 and 202448 .....	50
200224n	10248	Knee Lifter Connection Lever Hinge Screw .....	12
202447	10936	Knee Lifter Connection Lever Lifting Rod with 202302 .....	06
202302	10248	Knee Lifter Connection Lever Lifting Rod Cotter Pin .....	01
202446	10246	Knee Lifter Connection Lever Pin .....	03
202448	10936	" " Lifting Lever .....	12
200262n	10248	" " " " Hinge Screw .....	10
202326	10248	Needle Bar with 200141f .....	80
202327	10248	" " Bushing .....	50

No.	Plate	Name	Each
203123	---	Needle Bar Bushing 202327 with 202326 .....	\$1 30
200352c	10248	" " " " Set Screw .....	03
202331	10248	" " Connecting Link .....	1 25
202332	10668	" " " " Oil Guard .....	10
200161D	10247	" " " " " " " " Screw .....	01
202333	10248	Needle Bar Connecting Link Stud with 202254 .....	25
202254	---	Needle Bar Connecting Link Stud Oil Packing (wick) .....	01
200374c	10668	Needle Bar Connecting Link Stud Set Screw .....	02
*206891	---	Needle Bar Connecting Stud .....	--
202329	10248	" " " " 206891 with 200086c and 202330 .....	35
202330	---	Needle Bar Connecting Stud Oil Packing (wick) .....	01
200086c	10248	Needle Bar Connecting Stud Pinch Screw .....	03
202328	10938	" " Crank with 200335c, 200128c and two 200374c .....	75
206919	---	Needle Bar Crank 202328 with 202333 .....	1 00
203117	---	" " " " 206919 with 202329, 202331 and 202398 to 202400 .....	4 30
203172	10248	Needle Bar Crank Friction Washer .....	05
200428c	10248	" " " " Position Screw .....	08
200335c	10244	" " " " Set Screw .....	04
200141f	10248	" Set Screw .....	02
202335	10667	Presser Bar (hollow) with 200074e .....	80
202336	10249	" " Bushing .....	35
200352c	10248	" " " " Set Screw .....	03
202339	10249	" " Lifter .....	25
200653c	10249	" " " " Hinge Screw .....	06
202340	10249	" " Lifting Releasing Lever Bracket .....	1 10
200260D	10249	Presser Bar Lifting Releasing Lever Bracket Guide Screw .....	12
202342	10249	Presser Bar Lifting Releasing Lever Bracket Spring (spiral) .....	02
202337	10249	Presser Bar Position Guide .....	30
202338	10249	" " " " Lever with 200086c .....	30
200086c	10248	Presser Bar Position Guide Lever Pinch Screw .....	03
200352c	10248	Presser Bar Position Guide Set Screw .....	03
202343	10938	" " Spring (light) .....	05
202346	10249	" " " " Stop Rod .....	05
200492B	10249	" " Thumb Screw (pressure regulating) .....	25

No.	Plate	Name	Each
200475B	10668	Presser Bar Thumb Screw Thumb Set Screw .....	\$ 08
202355	10668	Presser Bar Thumb Screw Thumb Set Screw Packing (brass) .....	01
202418	10929	Presser Foot .....	50
200074F	10249	" " Screw .....	03
202068	12153	Spool Holder Base .....	15
200575H	10668	" " " Screw .....	05
204296	12153	" " Wire .....	10
200079H	10668	" " " Hinge Screw .....	02
204297	12153	Spool Holder complete, Nos. 200079H, 202068 and 204296 .....	25
202397	10668	Take-up (auxiliary) .....	15
200842E	10668	" " Screw .....	10
202398	10247	" Lever .....	1 20
202399	10247	" " Driving Stud with 202277 .....	25
202277	—	" " " " Oil Packing (wick) .....	01
202400	10247	Take-up Lever Hinge Stud with 202423 .....	25
202423	—	" " " " Oil Packing (wick) .....	01
200383C	10246	Take-up Lever Hinge Stud Set Screw .....	02
202401	10247	" " Oiling Felt .....	02
200132E	10247	" " " Screw .....	02
202402	10247	Tension Disc (back) .....	05
202403	10247	" " (front) .....	10
202404	10247	" Release Plunger .....	05
202405	10247	" " Washer .....	15
202407	10247	" Spring .....	05
200625B	10247	" Stud with 204925 .....	15
200081C	10247	" " Set Screw .....	02
204925	10668	" " Washer .....	01
201572B	10247	" Thumb Nut .....	01
202409	10961	Tension complete, Nos. 200625B, 201572B, 202402, 202403, 202405, 202407 and 202410 .....	55
202410	10961	Thread Controller Spring .....	03
202411	10961	" " " Stop .....	10
200132E	10247	" " " Screw .....	02
202413	10961	" Guide .....	05
202414	10961	" " .....	03
202415	10961	" " .....	10
202417	10961	" " .....	02
200582H	10961	" " Screw .....	02
200355H	10961	" " Set Screw .....	03
200368H	10668	" " " " .....	02
202091	10961	" Retainer Sleeve .....	05
202092	10961	" " Spring .....	01

No.	Plate	Name	Each
204058B	10961	Thread Retainer Stud .....	\$ 07
200368H	10668	" " " Set Screw .....	02
204059	10668	Thread Retainer complete, Nos. 202091, 202092 and 204058B .....	15
202818	10389	Throat Plate, 50 needle hole, for needle sizes 3 to 5, with 202534, 202619 and two 200583H .....	75
202534	10668	Throat Plate Bobbin Case Stop .....	25
202619	10668	" " " " " Position Pin, per 100 .....	25
200583H	10668	Throat Plate Bobbin Case Stop Screw .....	02
202872	10668	" " Position Pin, per 100 .....	25
200577H	10245	" " Screw (2) .....	02

**LIST OF PARTS COMPLETE**  
FOR  
**MACHINE NO. 62 w 1**

HAS RAISED BED

Especially adapted for stitching small skirts, knit underwear and  
similar tubular goods.

No.	Plate	Name	Each
*202242	—	Arm .....	\$ —
*206913	—	" 202242 and Bed 202617 with two 204235, three each 200010E and 202005	—
202247	10667	Arm Cap .....	35
200278H	10244	" " Screw .....	05
202248H	10244	" " Washer .....	05
204235	10668	" Position Pin .....	02
200010E	10245	" Screw .....	06
202005	10245	" " Washer .....	01
202249	10940	" Shaft with 200357E and 203100... 1	50
202243	10938	" " Bushing (back) with 202244	75
202244	—	" " " " Oil Packing (wick) .....	02
200338C	10244	Arm Shaft Bushing (back) Set Screw ...	04
202245	10667	" " " (front) with 202036 and 202260 .....	55
202260	—	Arm Shaft Bushing (front) Oil Packing (wick) .....	01
200502B	10246	Arm Shaft Bushing (front) Oil Packing Thumb Screw .....	25
202036	10668	Arm Shaft Bushing (front) Position Pin	01
200338C	10244	" " " " Set Screw...	04
202530	10938	" " Connection Belt .....	60
202252	10244	" " " " Pulley with 200327C, 200602E and two 202253.....	1 00
200602E	10244	Arm Shaft Connection Belt Pulley Position Screw .....	10
200327C	10244	Arm Shaft Connection Belt Pulley Set Screw .....	04
202253	10244	Arm Shaft Connection Belt Pulley Spring Flange .....	15
203100	—	Arm Shaft Oil Packing (wick) .....	01
200357E	10244	" " " " Stop Screw ....	03
202255	10940	Balance Wheel with 200328C and 200335C	85
200328C	10244	" " Position Screw .....	04
200335C	10244	" " Set Screw .....	04
*202617	—	Bed with 202872 .....	—
202618	10937	" Hinge .....	1 50
200030H	10907	" " Screw (6) .....	05

No.	Plate	Name	Each
206879	10938	Bed Plate (back) .....	\$ 25
200577H	10245	" " " Screw .....	02
210616	10667	" Slide (front) with 210617 .....	30
*210617	—	" " " Spring .....	—
202265	10964	Bobbin .....	08
*202806	—	" Case .....	—
202267	10964	" " Latch .....	10
202056	10964	" " " Pin .....	01
202269	10964	" " " Plunger .....	05
202270	10964	" " " Spring .....	01
202716	10964	" " Tension Spring .....	15
200984F	10964	" " " " " Regulating Screw .....	01
200594F	10964	Bobbin Case Tension Spring Screw ....	02
202533	10964	Bobbin Case complete, Nos. 200594F, 200984F, 202056, 202267, 202269, 202270, 202716 and 202806 .....	1 00
200459D	10939	Cloth Guide Thumb Screw .....	10
202620	10937	Cylinder Base .....	2 50
203184	10910	" " Clamp .....	50
200262H	10248	" " " Hinge Screw .....	10
202622	10910	" " " Packing Washer...	01
200728B	10907	" " " Thumb Screw ....	12
203185	10910	" " " " " Washer	10
202274	10667	Face Plate .....	60
202135	10245	" " Position Pin .....	01
200462B	10245	" " Thumb Screw .....	10
202275	10667	Feed Bar .....	50
200641C	10246	" " Hinge Screw (driving).....	25
201522E	10246	" " " " Nut .....	03
202276	10245	" " Slide Block .....	15
202298	10245	" " " " Crank with 200038C	25
203124	—	" " " " " 202298 with 200205F, 201518E and 202276 .....	55
200038C	10245	Feed Bar Slide Block Crank Pinch Screw .....	05
200205F	10245	Feed Bar Slide Block Hinge Screw ....	10
201518E	10245	" " " " " " Nut..	04
202282	10913	" Dog .....	40
200106E	10245	" " Screw (2).....	02
202297	10667	" Driving Connection with 200054E and 202277 .....	75
202624	10911	Feed Driving Connection Crank with 200038C .....	40
200038C	10245	Feed Driving Connection Crank Pinch Screw .....	05

No.	Plate	Name	Each
200545c	10245	Feed Driving Connection Hinge Screw	\$ 12
201518E	10245	" " " " "	
		Nut .....	04
202277	---	Feed Driving Connection Oil Packing (wick) .....	01
200054E	10246	Feed Driving Connection Pinch Screw..	03
202300	10246	" " Eccentric Regulating Bracket .....	1 50
203134	---	Feed Driving Eccentric Regulating Bracket 202300 with 202252, two each 201014c and 201525E .....	2 75
201014c	10245	Feed Driving Eccentric Regulating Bracket Hinge Screw .....	12
201525E	10245	Feed Driving Eccentric Regulating Bracket Hinge Screw Nut .....	03
202301	10246	Feed Driving Eccentric Regulating Bracket Plunger .....	05
202595	10246	Feed Driving Eccentric Regulating Bracket Plunger Spring .....	02
200607c	10246	Feed Driving Eccentric Regulating Bracket Plunger Spring Stop Screw..	05
201014c	10245	Feed Driving Eccentric Regulating Bracket Stop Screw .....	12
201525E	10245	Feed Driving Eccentric Regulating Bracket Stop Screw Nut .....	03
200429c	10246	Feed Driving Eccentric Regulating Screw .....	08
200383c	10246	Feed Driving Eccentric Regulating Screw Cheek Screw .....	02
202623	10932	Feed Driving Rock Shaft .....	75
206914	---	" " " " 202623 with 200641c, 201522E and 202275 .....	1 50
202625	10908	Feed Driving Rock Shaft Stop Collar with two 200383c (2) .....	20
200383c	10246	Feed Driving Rock Shaft Stop Collar Set Screw .....	02
202306	10667	Feed Lifting Connection with 200054E and 202277 .....	75
202307	10246	Feed Lifting Connection Eccentric with 200382c and 200437c .....	60
200437c	10246	Feed Lifting Connection Eccentric Position Screw .....	06
200382c	10359	Feed Lifting Connection Eccentric Set Screw .....	02
200545c	10245	Feed Lifting Connection Hinge Screw	12
201518E	10245	" " " " "	
		Nut .....	04

No.	Plate	Name	Each
202277	---	Feed Lifting Connection Oil Packing (wick) .....	\$ 01
200054E	10246	Feed Lifting Connection Pinch Screw..	03
202308	10940	" " Rock Shaft .....	35
202305c	10245	" " " " Center (2) ..	06
200043c	10246	" " " " " Set Screw (2) .....	04
202310	10938	Feed Regulating Spindle with 202311, 202443 and 202619 .....	1 25
*202311	---	Feed Regulating Spindle Head .....	--
202143	10244	" " " " Pin .....	02
202619	10668	" " " " Position Pin, per 100 .....	25
*206850	---	Hook (sewing) with 203101 .....	--
206851	10964	" 206850 with 200145H, 200596 <sup>F</sup> , 200614c, 202064, 202320, 206852 and 206853 .....	2 50
206854	---	Hook and Robbin Case complete, Nos. 202533 and 206851 .....	3 50
206852	10964	Hook Gib .....	60
200614c	10964	" " Hinge Screw .....	02
200596 <sup>F</sup>	10964	" " Screw .....	02
203101	---	" Oil Wick .....	01
*202320	---	" Shaft, 1 1/2 in. long .....	--
202321	10245	" " Bushing (back) .....	45
200346c	10245	" " " " Set Screw .....	03
202322	10245	" " " (front) .....	45
200346c	10245	" " " " Set Screw .....	03
202323	10244	" " Connection Belt Pulley with 202324 and two 200378c .....	60
200378c	10668	Hook Shaft Connection Belt Pulley Set Screw .....	02
202324	10244	Hook Shaft Connection Belt Pulley Spring Flange .....	08
202260	---	Hook Shaft Oil Packing (wick) (2) .....	01
202064	10964	" " Pin .....	01
206853	10964	" Washer Needle Guard .....	20
200145H	10964	" " " " Screw .....	02
202445	10936	Knee Lifter Connection Lever with 202446 .....	07
202786	---	Knee Lifter Connection Lever 202445 with 200224H, 200262H, 202447 and 202449 .....	45
200224H	10248	Knee Lifter Connection Lever Hinge Screw .....	12
202447	10936	Knee Lifter Connection Lever Lifting Rod with 202302 .....	06

No.	Plate	Name	Each
202302	10248	Knee Lifter Connection Lever Lifting Rod Cotter Pin .....	\$ 01
202446	10246	Knee Lifter Connection Lever Pin .....	03
202449	10936	" " Lifting Lever .....	10
200262H	10248	" " " " Hinge Screw .....	10
202326	10248	Needle Bar with 200141r .....	80
202327	10248	" " Bushing .....	50
203123	—	" " " 202327 with 202326 .....	1 30
200352C	10248	" " " Set Screw .....	03
202331	10248	" " Connecting Link .....	1 25
202332	10668	" " " " Oil Guard .....	10
200161D	10247	" " " " " " Screw .....	04
202333	10248	Needle Bar Connecting Link Stud with 202254 .....	25
202254	—	Needle Bar Connecting Link Stud Oil Packing (wick) .....	01
200374c	10668	Needle Bar Connecting Link Stud Set Screw .....	02
*206891	—	Needle Bar Connecting Stud .....	—
202329	10248	" " " " 206891 with 200086c and 202330 .....	35
202330	—	Needle Bar Connecting Stud Oil Packing (wick) .....	01
200086c	10248	Needle Bar Connecting Stud Pinch Screw .....	03
202328	10938	" " Crank with 200335c, 200428c and two 200374c .....	75
206919	—	Needle Bar Crank 202328 with 202333 .....	1 00
203117	—	" " " 206919 with 202329, 202331 and 202338 to 202400 .....	4 30
203172	10248	Needle Bar Crank Friction Washer .....	05
200428c	10248	" " " Position Screw .....	08
200335c	10244	" " " Set Screw .....	04
200141r	10248	" Set Screw .....	02
202335	10667	Presser Bar (hollow) with 200074e .....	80
202336	10249	" " Bushing .....	35
200352c	10248	" " " Set Screw .....	03
202339	10249	" " Lifter .....	25
200653c	10249	" " " Hinge Screw .....	06
202340	10249	" " Lifting Releasing Lever Bracket .....	1 10
200260D	10249	Presser Bar Lifting Releasing Lever Bracket Guide Screw .....	12
202342	10249	Presser Bar Lifting Releasing Lever Bracket Spring (spiral) .....	02
202337	10249	Presser Bar Position Guide .....	30
202338	10249	" " " " Lever with 200086c .....	30

No.	Plate	Name	Each
200086c	10248	Presser Bar Position Guide Lever Pinch Screw .....	\$ 03
200352c	10248	Presser Bar Position Guide Set Screw .....	03
202343	10938	" " Spring (light) .....	05
202346	10249	" " " Stop Rod .....	05
200492B	10249	" " Thumb Screw (pressure regulating) .....	25
200475B	10668	Presser Bar Thumb Screw Thumb Set Screw .....	08
202355	10668	Presser Bar Thumb Screw Thumb Set Screw Packing (brass) .....	01
202418	10929	Presser Foot .....	50
200074e	10249	" " Screw .....	03
202068	12153	Spool Holder Base .....	15
200575H	10668	" " " Screw .....	05
204296	12153	" " Wire .....	10
200079H	10668	" " " Hinge Screw .....	02
204297	12153	Spool Holder complete, Nos. 200079H, 202068 and 204296 .....	25
202397	10668	Take-up (auxiliary) .....	15
200842r	10668	" " " Screw .....	10
202398	10247	" " Lever .....	1 20
202399	10247	" " Driving Stud with 202277 .....	25
202277	—	" " " " Oil Packing (wick) .....	01
202400	10247	Take-up Lever Hinge Stud with 204223 .....	25
202423	—	" " " " Oil Packing (wick) .....	01
200383c	10246	Take-up Lever Hinge Stud Set Screw .....	02
202401	10247	" " Oiling Felt .....	02
200132E	10247	" " " " Screw .....	02
202402	10247	Tension Disc (back) .....	05
202403	10247	" " (front) .....	10
202404	10247	" Release Plunger .....	05
202405	10247	" " Washer .....	15
202407	10247	" Spring .....	05
200625B	10247	" Stud with 204925 .....	15
200081c	10247	" " Set Screw .....	02
204925	10668	" " Washer .....	01
201572B	10247	" Thumb Nut .....	04
202409	10961	Tension complete, Nos. 200625B, 201572B, 202402, 202403, 202405, 202407 and 202410 .....	55
202410	10961	Thread Controller Spring .....	03
202411	10961	" " " Stop .....	10
200132E	10247	" " " " Screw .....	02
202413	10961	" Guide .....	05
202414	10961	" " .....	03

No.	Plate	Name	Each
202415	10961	Thread Guide .....	\$ 10
202417	10961	" " .....	02
200582H	10961	" " Screw .....	02
200355H	10961	" " Set Screw .....	03
200368H	10668	" " " " .....	02
202091	10961	" Retainer Sleeve .....	05
202092	10961	" " Spring .....	01
204058B	10961	" " Stud .....	07
200368H	10668	" " " Set Screw .....	02
204059	10668	Thread Retainer complete. Nos. 202091, 202092 and 204058B .....	15
202818	10389	Throat Plate, 50 needle hole. for needle sizes 3 to 5, with 202534, 202619 and two 200583H .....	75
202534	10668	Throat Plate Bobbin Case Stop .....	25
202619	10668	" " " " " Position Pin, per 100 .....	25
200583H	10668	Throat Plate Bobbin Case Stop Screw..	02
202872	10668	" " Position Pin, per 100 ....	25
200577H	10245	" " Screw (2) .....	02

## ACCESSORIES

### FOR MACHINES NOS. 61 W 2 AND 61 W 34

No.	Plate	Name	Each
200157B	10939	Attachment Screw .....	\$ 05
202265	10964	Bobbin (5) .....	08
225497	12153	" Case Screw Driver .....	10
231337	10939	Cloth Guide .....	10
61 N 1	---	Needles, three each, sizes 3 and 4, per dozen .....	20
227493	12153	Bed Hinge Plate 202259 with two wood screws $\frac{7}{8}$ in., No. 13H (2) .....	08
225180	---	Drip Pan (short) with four wood screws $\frac{1}{2}$ in., No. 5 .....	25
200748H	10939	Machine Clamp Screw .....	10
225585H	10939	" " " Washer .....	02
201582B	10939	" " " Wing Nut .....	08
227488	12153	Machine Clamp complete Nos. 200748H, 201582B and 225585H .....	20
41400	12153	Machine Rest Pin (wood) .....	04
225500	12153	Oilier with 225499 .....	10
225499	12153	" Spout $2\frac{3}{4}$ in. long .....	02
225498	12153	Screw Driver $7\frac{1}{4}$ in. long .....	15
225554	12153	Wrench (steel) .....	10

### BOBBIN WINDER

#### Swing Automatic, Right Hand

202470	10941	Bobbin Winder Base .....	15
202471	10941	" " Frame .....	15
200221E	10783	" " " Hinge Screw ....	12
202472	10941	" " " Spring .....	05
200161E	10783	" " " " Screw ....	04
202473	10941	" " Pulley with 200380c ...	20
200380C	10783	" " " Set Screw .....	02
202474	10941	" " Spindle .....	15
202475	10783	" " Stop Latch .....	10
200056E	10783	" " " Screw .....	03
202477	10783	" " " " Thumb Lever	15
200299H	10783	" " " " " " "	
		Hinge Screw .....	05
200299H	10783	Bobbin Winder Stop Latch Thumb Lever Joint Screw .....	05
201537H	10783	Bobbin Winder Stop Latch Thumb Lever Joint Screw Nut .....	03
202478	10783	Bobbin Winder Stop Latch Trip Lever	10
200299H	10783	" " " " " " "	
		Hinge Screw .....	05

## FOR MACHINES NOS. 61 w 2 TO 61 w 34 (Continued)

No.	Plate	Name	Each
202479	10941	Bobbin Winder complete, Nos. 200056E, 200161E, 200221E, 201537H, 202470 to 202475, 202477, 202478, three 200299H and two round head wood screws, 1½ in., No. 14 .....	\$1 35
202480	10941	Bobbin Winder Spool Holder Base with 200355H and 202484 .....	15
202481	10941	Bobbin Winder Spool Holder Base Spool Pin .....	05
202482	10783	Bobbin Winder Spool Holder Tension Disc (lower or upper) .....	02
200011E	10783	Bobbin Winder Spool Holder Tension Disc Screw .....	05
200355H	10783	Bobbin Winder Spool Holder Tension Disc Screw Set Screw .....	03
202483	10783	Bobbin Winder Spool Holder Tension Disc Spring (brass) .....	01
202484	10783	Bobbin Winder Spool Holder Tension Disc Thread Guide .....	01
202485	10941	Bobbin Winder Spool Holder complete, Nos. 200011E, 202480, 202481, 202483, two 202482 and one wood screw 1 in., No. 13H .....	35
202264	—	Bobbin Winder and Spool Holder complete, Nos. 202479 and 202485 .....	1 65
<b>KNEE LIFTER PARTS</b>			
227781	10936	Knee Lifter Rock Lever with 200522c and 200529c .....	35
227782	—	Knee Lifter Rock Lever 227781 with two each 202451 and 202452 .....	50
227783	—	Knee Lifter Rock Lever 227782 with 202985 and 227784 .....	85
202453	10936	Knee Lifter Rock Lever Knee Plate with 200526c .....	17
202985	—	Knee Lifter Rock Lever Knee Plate 202453 with 202455 .....	25
202455	10936	Knee Lifter Rock Lever Knee Plate Arm (short) .....	10
200522c	10939	Knee Lifter Rock Lever Knee Plate Arm Set Screw .....	06
200526c	12321	Knee Lifter Rock Lever Knee Plate Set Screw .....	05
202451	10936	Knee Lifter Rock Lever Lug with two wood screws ¾ in., No. 13H .....	05

## FOR MACHINES NOS. 61 w 2 AND 61 w 34 (Continued)

No.	Plate	Name	Each
202452	10939	Knee Lifter Rock Lever Lug Hinge Pin	\$ 02
227784	10936	" " " " Rod 3 in. long with 227785 .....	06
*227785	—	Knee Lifter Rock Lever Rod Cap or Oil Guard .....	—
200529c	10939	Knee Lifter Rock Lever Rod Set Screw	05

(For Knee Lifter Parts on Machines, see pages 10, 17, 26, 32, 39, 48, 57, 58, 65 and 73.)

## FOR MACHINES NOS. 61 W 12 AND 61 W 13

200157B	10939	Attachment Screw .....	05
202265	10964	Bobbin (5) .....	08
225497	12153	" Case Screw Driver .....	10
225745	10338	Guide (combination) .....	25
202511	10274	Presser Bar Auxiliary Bar Foot Screw Wrench .....	06
202516	10275	Presser Foot .....	60
202517	10275	" " .....	40
202518	10275	" " .....	40
202519	10275	" " .....	40
61 N 1	—	Needles, three each, sizes 2 and 3, per dozen .....	20
227493	12153	Bed Hinge Plate 202259 with two wood screws ¾ in., No. 13H (2) .....	08
225180	—	Drip Pan (short) with four wood screws ½ in., No. 5 .....	25
200748H	10939	Machine Clamp Screw .....	10
225585H	10939	" " " Washer .....	02
201582B	10939	" " " Wing Nut .....	08
227488	12153	Machine Clamp complete Nos. 200748H, 201582B and 225585H .....	20
41400	12153	Machine Rest Pin (wood) .....	04
225500	12153	Oiler with 225499 .....	10
225499	12153	" Spout 2¾ in. long .....	02
225498	12153	Screw Driver 7¼ in. long .....	15
225554	12153	Wrench (steel) .....	10

## GUIDE

## For Collar and Cuff Work

225732	10335	Guide with 226236 .....	15
225733	10335	" Bracket with 200855E .....	40
225735	10335	Guide Bracket Base .....	40
200158D	10335	" " " Hinge Screw .....	04
201526E	10335	" " " " " Nut .....	03
226071	10335	" " " " " Spring Washer .....	05



## FOR MACHINES NOS. 61 w 12 and 61 w 13 (Continued)

No.	Plate	Name	Each
200855E	—	Guide Bracket Screw Stud .....	\$ 02
201563B	10335	" " " " Thumb Nut..	10
225734	10335	" " " " Washer .....	01
226236	10335	" Pin .....	01
225738	—	Guide with Swing Bracket complete, Nos. 200158D, 201526E, 201563B, 225732 to 225735 and 226071 .....	1 20

## FOR MACHINES NOS. 61 W 16 AND 61 W 18

Same as No. 61 w 2 with the following exceptions:

226056	10939	Quilter .....	12
61 N 5	—	Needles, six, size 7, in place of 61 N 1, per dozen .....	20

## FOR MACHINE NO. 61 W 22

Same as No. 61 w 2 with the following exceptions:

203187	10922	Presser Foot .....	50
206992	10928	" " .....	50

## FOR MACHINE NO. 61 W 24

Same as No. 61 w 2 with the following exception:

202857	10371	Ruffling Blade Driving Lever Cam Shaft (12 to 1) .....	5 00
--------	-------	---	------

## FOR MACHINE NO. 61 W 26

Same as No. 61 w 2 with the following exception:

231337	10939	Cloth Guide (not used).	
--------	-------	-------------------------	--

## FOR MACHINE NO. 61 W 28

Same as No. 61 w 2 with the following exception:

61 N 1	—	Needles, six, size 5, in place of three each, sizes 3 and 4, per dozen .....	20
--------	---	---	----

## FOR MACHINE NO. 61 W 30

Same as No. 61 w 2 with the following exceptions:

61 x 4	—	Needles, three each, sizes 4 and 5, in place of 61 x 1, per dozen .....	20
231337	10939	Cloth Guide (not used).	

## FOR MACHINES NOS. 61 W 104 AND 61 W 108

Same as No. 61 w 2 with the following exceptions:

No.	Plate	Name	Each
225181	—	Drip Pan (long) with four wood screws $\frac{1}{2}$ in., No. 5, in place of 225180 .....	\$ 35
<b>KNEE LIFTER PARTS</b>			
227781	10936	Knee Lifter Rock Lever with 200522c and 200529c .....	35
227782	—	Knee Lifter Rock Lever 227781 with two each 202451 and 202452 .....	50
227787	—	Knee Lifter Rock Lever 227782 with 202203 and 227784 .....	90
202453	10936	Knee Lifter Rock Lever Knee Plate with 200526c .....	17
202203	—	Knee Lifter Rock Lever Knee Plate 202453 with 202454 .....	30
202454	10936	Knee Lifter Rock Lever Knee Plate Arm (long) .....	12
200522c	10939	Knee Lifter Rock Lever Knee Plate Arm Set Screw .....	06
200526c	12321	Knee Lifter Rock Lever Knee Plate Set Screw .....	05
202451	10936	Knee Lifter Rock Lever Lug with two wood screws $\frac{7}{8}$ in., No. 13H .....	05
202452	10939	Knee Lifter Rock Lever Lug Hinge Pin	02
227784	10936	" " " " Rod 3 in. long with 227785 .....	06
*227785	—	Knee Lifter Rock Lever Rod Cap or Oil Guard .....	—
200529c	10939	Knee Lifter Rock Lever Rod Set Screw	05

(For Knee Lifter Parts on Machines, see pages 80, 86, 94 and 100)

## FOR MACHINES NOS. 61 W 106 AND 61 W 107

Same as No. 61 w 104 with the following exceptions:

226056	10939	Quilter .....	12
61 N 5	—	Needles, three each, sizes 5 and 6, in place of 61 N 1, per dozen .....	20

## FOR MACHINE NO. 62 W 1

200157B	10939	Attachment Screw .....	05
202265	10964	Bobbin (5) .....	08
225497	12153	" Case Screw Driver .....	10
231337	10939	Cloth Guide .....	10
61 x 1	—	Needles, three each, sizes 3 and 4, per dozen .....	20

## FOR MACHINE NO. 62 w 1 (Continued)

No.	Plate	Name	Each
41400	12153	Machine Rest Pin (wood) .....	\$ 04
225500	12153	Oiler with 225499 .....	10
225499	12153	" Spout, 2 $\frac{3}{4}$ in. long .....	02
225498	12153	Screw Driver 7 $\frac{1}{4}$ in. long .....	15
225554	12153	Wrench .....	10
		Four wood Screws 1 $\frac{1}{4}$ in., No. 14 (flat head bright) .....	—
<b>KNEE LIFTER PARTS</b>			
227781	10936	Knee Lifter Rock Lever with 200522c and 200529c .....	35
227782	—	Knee Lifter Rock Lever 227781 with two each 202451 and 202452 .....	50
227951	—	Knee Lifter Rock Lever 227782 with 202985 and 227800 .....	85
202453	10936	Knee Lifter Rock Lever Knee Plate with 200526c .....	17
202985	—	Knee Lifter Rock Lever Knee Plate 202453 with 202455 .....	25
202455	10936	Knee Lifter Rock Lever Knee Plate Arm (short) .....	10
200522c	10939	Knee Lifter Rock Lever Knee Plate Arm Set Screw .....	06
200526c	12321	Knee Lifter Rock Lever Knee Plate Set Screw .....	05
202451	10936	Knee Lifter Rock Lever Lug with two wood screws $\frac{3}{4}$ in., No. 13u .....	05
202452	10939	Knee Lifter Rock Lever Lug Hinge Pin .....	02
227800	10936	" " " " Rod 8 in. long with 227785 .....	06
*227785	—	Knee Lifter Rock Lever Rod Cap or Oil Guard .....	—
200529c	10939	Knee Lifter Rock Lever Rod Set Screw .....	05

(For Knee Lifter Parts on Machine, see pages 107 and 108.)

## FEED DOGS

No.	Plate	Name	Each
202279	10913	Feed Dog, for collar and cuff work, for 202814 .....	\$ 50
202281	10913	Feed Dog, for 202815 .....	50
202287	10913	" " " muslin work and gathering, for 202822 .....	50
202289	10913	Feed Dog, for collar and cuff work, for 202817 and 202948 .....	50
202290	10912	Feed Dog, for special work, for 202824 .....	50
202295	10912	" " " tucking work, for 202829 .....	50
202970	10912	" " " 202969 .....	50
203071	10912	" " " 203056 .....	50
203072	10912	" " " 203053 .....	50
203083	10912	" " " for ruffling, for 203063 .....	50
203115	10914	" " " 203105 .....	50
203138	10914	" " " 202820 and 206798 .....	50
203150	10914	" " " 202818 .....	50
203417	10914	" " " 203111 .....	50
206976	10915	" " " 206975 .....	1 00
206994	10914	" " short stitch, for 203106 .....	50
230625	10914	" " for 230749, 230751 and 230833 .....	50
230374	10914	" " " 230373 .....	75
230598	10914	" " " 203102 .....	50
231005	10914	" " " 231003 .....	50
226171	10914	" " " 226175 and 226190 .....	50
202293	10912	" " " 202827, 225979 and 226210 .....	50
202282	10913	" " " general muslin work, for 202818, 203073 and 203113 .....	40
202280	10913	Feed Dog, long stitch, for 202814 and 206876 .....	50
202288	10913	Feed Dog, for 202823, 202826 and 203193 .....	50
202294	10912	" " " 202828, 202830 and 226193 .....	50
202555	10912	" " " 202811 and 206876 .....	50
202283	10913	" " " 202819 .....	50
202285	10913	" " " leather work, for 202820 and 206798 .....	50
203136	10914	Feed Dog, for 202816 and 231002 .....	50
203173	10914	" " " top and bottom cording, for 226000 and 226010 .....	50
225977	10310	Feed Dog, for 225622 .....	50
202286	10913	" " " 202821 .....	50
206802	10314	" " " 206804 and 226024 .....	50
202813	10312	" " " 202820, 206798 and 225633 .....	50
202284	10913	" " " 202812, 226197, 226215 and 226230 .....	50
202278	10913	Feed Dog, for 202811 and 225996 .....	50
202296	10912	" " " 202831 and 226100 .....	50

## PRESSER FEET

No.	Plate	Name	Each
229856	10929	Presser Foot .....	\$ 50
229857	10929	" " .....	50
229858	10929	" " .....	50
202516	10275	" " .....	60
202517	10275	" " .....	40
202518	10275	" " .....	40
202519	10275	" " .....	40
202846	10275	" " .....	40
202952	-----	" " 202846 with 202521 to 202525 and 206845 .....	1 45
202520	10275	Presser Foot, for 202526 .....	40
202526	-----	" " 202520 with 202521 to 202525 and 206845 .....	1 45
204037	10911	Presser Foot (glass), for 202762 .....	10
202762	10355	" " Cleft Holder .....	40
206787	10922	" " .....	50
225723	10926	" " .....	50
206788	10929	" " .....	50
206832	10925	" " .....	50
206785	10929	" " .....	60
202361	10926	" " for binding .....	60
206791	10925	" " " use with English Binder .....	60
203767	10921	Presser Foot, for clamping tailoring guide, for 203768 .....	60
202803	10920	Presser Foot, used in place of Roller Presser .....	80
202354	10926	Presser Foot, in gauges $\frac{1}{16}$ , $\frac{1}{8}$ and $\frac{3}{16}$ in., for collar and cuff work .....	50
226029	10923	Presser Foot, for darning .....	50
202390	10263	" " " front steel stitching in corset work .....	60
202373	10930	Presser Foot, for gathering .....	60
202529	10926	" " (split), for gathering .....	65
206786	10929	" " .....	45
225508	10923	" " for puckering and gathering .....	25
206849	10928	" " " shirt work (New York) .....	60
207180	10928	" " " sleeve facing .....	1 00
225964	10386	" " " stitching butter trays .....	75
206993	10928	" " .....	60
206789	10922	" " for stitching and gathering shoe stays .....	1 50
202391	10263	Presser Foot, for welt cord .....	3 00
202616	10920	" " " shoe linings, used in place of Roller Presser .....	80

## Presser Feet

No.	Plate	Name	Each
206830	10929	Presser Foot, for tailoring work	\$ 50
206794	10929	" " " " "	45
206790	10927	" " in gauges from $\frac{1}{8}$ in. to $\frac{1}{2}$ in., in steps of $\frac{1}{16}$ in., with 200901c and 202809, for tailoring	1 50
202369	10259	Presser Foot (grooved to the left of needle hole), for corset and skirt cording	75
202370	10259	Presser Foot (grooved to the right of needle hole), for corset and skirt cording	75
227202	10924	Presser Foot (grooved to the left of needle hole), for welt or edge cording Note: For 227202 send sample with cord sewed in.	1 00
206528	10925	Presser Foot, in gauges $\frac{1}{8}$ , $\frac{1}{4}$ and $\frac{3}{8}$ in.	60
203180	10926	" " for $\frac{1}{2}$ in. gauge	60
206792	10925	" " in gauges from $\frac{1}{8}$ in. to $\frac{1}{2}$ in., in steps of $\frac{1}{16}$ in., for collar and cuff work	50
229871	10925	Presser Foot, in gauges from $\frac{1}{8}$ in. to $\frac{1}{2}$ in., in steps of $\frac{1}{16}$ in., with 200175u and 202807	80
202366	10926	Presser Foot, for stitching margins $\frac{1}{8}$ , $\frac{1}{4}$ , $\frac{3}{8}$ , $\frac{1}{2}$ and $\frac{3}{4}$ in., with 200175u and 202810	80
225862	10924	Presser Foot, in gauges from $\frac{1}{8}$ in. to $\frac{1}{2}$ in., in steps of $\frac{1}{16}$ in., for collar and cuff work	60
203179	10926	Presser Foot, for collar and cuff work, for stitching $\frac{1}{8}$ in. from seam	50
207023	10922	Presser Foot, for close gauge work	60
229890	10930	" " close gauge, for collar and cuff work	50
202395	10921	Presser Foot Guide, for 203768	10
202392	10921	" " " (auxiliary foot), for 203768	10
202393	10921	Presser Foot Guide, for thick goods, for 203768	10
202394	10921	Presser Foot Guide, for tucks, for 203768	10
202396	10921	" " " at left for tucks, for 203768	10
202379	10921	Presser Foot Guide, for 203768	10
202808	10921	" " " Clamp, for 203768	20
202799	10921	" " " " Hinge Pin, for 203768	01
202763	10921	Presser Foot Guide Clamp Hinge Spring, for 203768	01

## Presser Feet

No.	Plate	Name	Each
202108	10921	Presser Foot Hinge Pin, for 203768	\$ 01
202809	10927	" " Adjustable Spring Guide, for 206790	45
200904c	10907	Presser Foot Adjustable Spring Guide, Screw, for 206790	02
206998	10274	Presser Foot Holder with 200543u, for Presser Bar 202335 as a substitute for Compound Presser Bar 202514	80
203009	---	Presser Foot Plate, for 229864	65
*231006	---	" " " " 225961	---
203010	---	" " " " 229863	65
203012	---	" " " " 229868	65
203023	---	" " " " 203153	65
203024	---	" " " " 229865	65
203322	---	" " " " 203323	65
203034	---	" " " " 202372	65
203035	---	" " " " 202371	65
229622	---	" " " " 229603	2 75
229055	---	" " " " 202351	65
203037	---	" " " " with 231235 to 231237 and six 200175u, for 231238	5 40
202924	---	Presser Foot Shank, for 225961 and 229865	60
202935	---	Presser Foot Shank, for 203153	60
202807	10925	" " Spring Guide, for 229871	40
202810	10926	" " " " " 202366	40
231235	---	" " Strip Guide with 200488c	1 00
200488c	---	" " " " Thumb Screw	06
200175u	10360	" " " " Screw, for 202366, 225969 and 229871	02
200175u	10360	Presser Foot Strip Guide Bar Plate Screw	02
*231236	---	Presser Foot Strip Guide Bar, for 203037	---
*231237	---	" " " " " Plate, for 203037	---
206845	10928	Presser Foot Yielding Extension, for 202526 and 202952	30
202521	10275	Presser Foot Yielding Extension, for 202526 and 202952	25
202522	10275	Presser Foot Yielding Extension, for 202526 and 202952	20
202523	10275	Presser Foot Yielding Extension, for 202526 and 202952	20
202524	10275	Presser Foot Yielding Extension, for 202526 and 202952	20
202525	10275	Presser Foot Yielding Extension, for 202526 and 202952	20

No.	Plate	Name	Each
231224	10930	Presser Folder, for corded welt	\$4 00
225969	10392	" " with 200175u and 225971, for back staying in shoe work	4 00
225971	10392	Presser Folder Spring Guide, for 225969	40
203187	10922	Presser Foot, for tuck marking or creasing	50
206992	10928	Presser Foot, for tuck marking or creasing	50
225621	10310	Presser Foot, for 225623	50
202375	10926	" " for mattress binding	50
206843	10921	" " "	50
202356	10263	" " for binding	70
229880	10924	" " " " suspenders	70
206841	10921	" " " " "	60
207024	10922	" " " " cardigan jackets	1 25
202376	10926	" " " " mattress binding	70
225690	10923	" " from 4 to 16 cords to the inch, as ordered, for top and bottom cording	75
229569	10924	Presser Foot, for cord covering	75
230745	10924	" " " " " "	2 00
203198	10922	" " " " laying tucks	50
203199	10922	" " " " narrow tucks	50
203200	10922	" " " " tucks toward the needle	50
225792	10350	Presser Foot	1 00
202368	10259	" " (grooved to left of needle hole), from 4 to 16 cords to the in., as ordered, deep groove for top cording	75
225798	10353	Presser Foot	75
225866	10923	Folder on Presser Foot, for milliner's folds with piping	3 50
229597	10925	Folder Presser Foot, $\frac{1}{4}$ to $\frac{3}{8}$ in. gauge	70
229864	10927	Presser Foot (hinged) complete, Nos. 202090, 202924 and 203009	1 25
229865	10927	Presser Foot (hinged) complete, Nos. 202090, 202924 and 203024, for tailoring	1 25
229868	10927	Presser Foot (hinged) complete, Nos. 202090, 202924 and 203012	1 25
202351	10927	Presser Foot (hinged) complete, Nos. 202090, 202924 and 229055, for knit goods	1 25
229863	10927	Presser Foot (hinged) complete, Nos. 202090, 202924 and 203010, for overall and tailoring	1 25
202372	10928	Presser Foot (hinged) complete, Nos. 202090, 202924 and 203034, for handker- chief hemming	1 25

No.	Plate	Name	Each
203768	10921	Presser Foot (hinged) complete, Nos. 202108, 202379, 202392 to 202396, 202763, 202799, 202808 and 203767	\$1 20
203153	10927	Presser Foot (hinged) complete, Nos. 202090, 202935 and 203033	1 25
203323	10928	Presser Foot (hinged) complete, Nos. 202090, 202924 and 203322	1 25
229603	10923	Presser Foot (hinged) complete, Nos. 202090, 202924 and 229622, for top facing on shoes	3 50
231238	10921	Presser Foot (hinged) complete, for strips $\frac{11}{16}$ in. to $1\frac{1}{4}$ in., Nos. 202572, 202924 and 203037	6 00
202418	10929	Presser Foot	50
202515	10275	" "	40
203177	10922	" "	50
202584	10286	" " with 202578	1 50
229867	10927	Presser Foot (hinged) complete, Nos. 202090, 202924 and 203011, for overalls	1 25
203020	10928	Presser Foot (hinged) complete, Nos. 202090, 202924 and 203019	1 25
202966	10928	Presser Foot (hinged) complete, Nos. 202572, 202936 and 203003	1 25
202371	10340	Presser Foot (hinged) complete, Nos. 202090, 202924 and 203035	1 25
225961	10386	Presser Folder (hinged) complete, Nos. 202090, 202924 and 231006, for band folding	3 50

## THROAT PLATES

No.	Plate	Name	Each
202815	10391	Throat Plate, 53 needle hole, for needle sizes 1 to 3½, with 202534, 202619 and two 200583H, for tucking work, for 202281 .....	\$ 75
202817	10391	Throat Plate, 60 needle hole, for needle sizes 0 to 1 with 202534, 202619 and two 200583H, for fine shirt work, for 202289 .....	75
202822	10391	Throat Plate, 50 needle hole, for needle sizes 3 to 5, with 202534, 202619 and two 200583H, for muslin work and gathering, for 202287 .....	75
202823	10390	Throat Plate, 50 needle hole, for needle sizes 3 to 5, with 202534, 202619 and two 200583H, for overall and tailoring work, for 202288 .....	75
202824	10390	Throat Plate, 50 needle hole, for needle sizes 3 to 5, with 202534, 202619 and two 200583H, for special work, for 202290 .....	75
202828	10389	Throat Plate, 53 needle hole, for needle sizes 1 to 3½, with 202534, 202619 and two 200583H, for tucking with Tuck Folder, for 202294 .....	75
202829	10390	Throat Plate, 53 needle hole, for needle sizes 1 to 3½, with 202534, 202619 and two 200583H, for special tucking, for 202295 .....	75
202969	10917	Throat Plate, 50 needle hole, for needle sizes 3 to 5, with 202534, 202619 and two 200583H, for fine shirt work, for 202970 .....	75
203053	10917	Throat Plate, 53 needle hole, for needle sizes 1 to 3½, with 202534, 202619 and two 200583H, for 203072 .....	75
203056	10917	Throat Plate, 50 needle hole, for needle sizes 3 to 5, with 202534, 202619 and two 200583H, for tucking, for 203071 .....	75
203063	10917	Throat Plate, 50 needle hole, for needle sizes 3 to 5, with 202534, 202619 and two 200583H, for special work, for 203082 .....	75
203102	10919	Throat Plate, 50 needle hole, for needle sizes 3 to 5, with 202534, 202619 and two 200583H, for mattress binding and similar work, for 230598 .....	75

No.	Plate	Name	Each
203105	10918	Throat Plate, 50 needle hole, for needle sizes 3 to 5, with 202534, 202619 and two 200583u, for tucking, for 203115..	\$ 75
203106	10918	Throat Plate, 50 needle hole, for needle sizes 3 to 5, with 202534, 202619 and two 200583u, short stitch, for collar and cuff work, for 206994 .....	75
203111	10918	Throat Plate, 50 needle hole, for needle sizes 3 to 5, with 202534, 202619 and two 200583u, for regular cloth work, for 203417 .....	75
203113	10918	Throat Plate, 40 needle hole, for needle sizes 7 to 9, with 202534, 202619 and two 200583u, for general muslin work, for 202282 .....	75
203193	10918	Throat Plate, 40 needle hole, for needle sizes 7 to 9, with 202534, 202619 and two 200583u, for 202288 .....	75
206975	10919	Throat Plate, 50 needle hole, for needle sizes 3 to 5, with 202534, 202619 and two 200583u, for 206976 .....	75
226040	10916	Throat Plate, 50 needle hole, for needle sizes 3 to 5, with 202534, 202619 and two 200583u, for tuck creasing with Tuck Creaser, for 203173 .....	75
226210	—	Throat Plate, 53 needle hole, for needle sizes 1 to 3½ with 202534, 202619 and two 200583u, for tuck creasing with Tuck Creaser, for 202293 .....	75
230373	10916	Throat Plate, 50 needle hole, for needle sizes 3 to 5, with 202534, 202619 and two 200583u, for binding, for 230374..	1 00
230833	10919	Throat Plate, 50 needle hole, for needle sizes 3 to 5, with 201566b, 202534, 202619 and two 200583u. Used with Cord Covering Attachment, for 230625	1 50
231002	10916	Throat Plate, 50 needle hole, for needle sizes 3 to 5, with 202534, 202619 and two 200583u, for top cording, for 203136	85
231003	10916	Throat Plate, 50 needle hole, for needle sizes 3 to 5, with 202534, 202619 and two 200583u, for binding corsets and similar work, for 231005 .....	75
225622	10310	Throat Plate, 53 needle hole, for needle sizes 1 to 3½, with 202534, 202619 and two 200583u, for 225977 .....	90

No.	Plate	Name	Each
202821	10389	Throat Plate, 50 needle hole for needle sizes 3 to 5, with 202534, 202619 and two 200583u, for 202286 .....	\$ 85
206804	10314	Throat Plate, 50 needle hole, for needle sizes 3 to 5 with 202534, 202619 and two 200583u, for 206802 and 226021..	1 00
202812	10390	Throat Plate, 50 needle hole, for needle sizes 3 to 5, with 202534, 202619 and two 200583u, for 202284, 226197, 226215 and 226239 .....	75
202811	10389	Throat Plate, 50 needle hole, for needle sizes 3 to 5, with 202534, 202619 and two 200583u, for 202278 and 225996..	85
226190	10919	Throat Plate, 50 needle hole, for needle sizes 3 to 5, with 202534, 202619 and two 200583u, for 226171 and 226175..	1 00
202816	10391	Throat Plate, 50 needle hole, for needle sizes 3 to 5, with 202534, 202619 and two 200583u, for 203136 .....	85
226000	10919	Throat Plate, for top and bottom cording, 53 needle hole, for needle sizes 1 to 3½ with 202534, 202619 and two 200583u, for 203173 .....	85
230749	10916	Throat Plate, 50 needle hole, for needle sizes 3 to 5, with 202534, 202619 and two 200583u, for 230625 and 230751..	1 50
202831	10391	Throat Plate, 50 needle hole, for needle sizes 3 to 5 with 202534, 202619 and two 200583u, for 202296 and 226100....	75
202818	10389	Throat Plate, 50 needle hole, for needle sizes 3 to 5, with 202534, 202619 and two 200583u, for 202282 and 203150 ..	75
202814	10389	Throat Plate, 50 needle hole, for needle sizes 3 to 5, with 202534, 202619 and two 200583u, for 202279, 202280 and 202555 .....	75
202826	10390	Throat Plate, 46 elongated needle hole, for needle sizes 6 to 8, with 202534, 202619 and two 200583u, for tacking, for 202288 .....	75
202830	10389	Throat Plate, 53 needle hole, for needle sizes 1 to 3½, with 202534, 202619 and two 200583u, for 202294 and 226193 ..	85
206876	10919	Throat Plate, 50 needle hole, for needle sizes 3 to 5, grooved for thread back of needle, with 202534, 202619 and two 200583u, for 202280 and 202555....	75

No.	Plate	Name	Each
202819	10391	Throat Plate, 50 needle hole, for needle sizes 3 to 5, with 202534, 202619 and two 200583H, for 202283	\$ 75
202820	10391	Throat Plate, 50 needle hole, for needle sizes 3 to 5, with 202534, 202619 and two 200583H, for 202285, 202813 and 203138	75
206798	10391	Throat Plate, 46 needle hole, for needle sizes 5 to 7, with 202534, 202619 and two 200583H, for 202285, 202813 and 203138	75
202948	10917	Throat Plate, 56 needle hole, for needle sizes 1 to 2, with 202534, 202619 and two 200583H, for 202289	75
203073	10917	Throat Plate, 46 needle hole, for needle sizes 5 to 7, with 202534, 202619 and two 200583H, for 202282	75
201566B	10908	Throat Plate Stud Thumb Nut	05

**BINDERS**

No.	Plate	Name	Each
225646	10316	Binder on Shank, for tapes $\frac{1}{2}$ , $\frac{3}{8}$ , $\frac{1}{2}$ and 1 in.	\$3 50
Note: State width required, send samples of material to be bound and sufficient tape to test Binder.			
225659	10316	Bias Binder on Shank for binding $\frac{3}{8}$ , $\frac{1}{2}$ , $\frac{3}{4}$ and 1 in.	1 50
Note: State width required, send samples of material to be bound and sufficient binding to test Binder.			

**BINDER**

Folds the Top Edge Only

225626	10311	Binder on Shank 226035, folds top edge only for binding of the following widths: $\frac{1}{2}$ , 1 and $1\frac{1}{4}$ inches	1 00
Note: Specify width wanted on order.			
202283	10913	Feed Dog	50
206843	10921	Presser Foot	50
202819	10391	Throat Plate, 50 needle hole, for needle sizes 3 to 5, with 202534, 202619 and two 200583H	75

**BINDER**

For Skirts

225636	10312	Bias Binder on Shank 226035, folds binding of the following widths: $\frac{3}{8}$ , $\frac{1}{2}$ , $\frac{3}{4}$ and 1 inch	80
Note: Specify width wanted on order.			
225651	10395	Bias Binder on Shank 226035, folds binding of the following widths: $\frac{1}{2}$ in. to 2 $\frac{1}{2}$ in. in steps of $\frac{1}{8}$ in.	1 50
Note: Specify width wanted on order.			

**BINDERS**

For Tapes or Folded Strips Without Seams

225624	10311	Binder on Shank 226035, made for tapes $\frac{3}{8}$ , $\frac{1}{2}$ , $\frac{3}{4}$ , $\frac{1}{2}$ , $\frac{1}{2}$ , $\frac{3}{4}$ , $\frac{1}{2}$ , $\frac{1}{2}$ and 1 in.	1 00
Note: State width required, send samples of material to be bound and sufficient tape to test Binder.			
225730	10395	Binder on Shank 226035, made for tapes $1\frac{1}{2}$ , $1\frac{1}{4}$ , $1\frac{3}{4}$ and $1\frac{1}{2}$ in.	1 50
Note: State width required, send samples of material to be bound and sufficient tape to test Binder.			





## Binders

No.	Plate	Name	Each
226197	—	Dress Shield Binder complete, Nos. 202284, 202812, 206841, 225628, 225976 and 226170 .....	\$ 4 00
226215	—	Dress Shield Binder complete, Nos. 200861B, 202284, 202812, 206841, 225628, 226170 and 226211 .....	3 50
226239	—	Dress Shield Binder complete, Nos. 200861B, 202284, 202812, 206841, 225628, 226170 and 226238 .....	3 50

## BINDER

## For Mattress Work

202278	10913	Feed Dog .....	50
225660	10318	Folder, made in sizes $\frac{3}{4}$ , $\frac{7}{8}$ and 1 in. ....	4 80
225661	10320	" Base Plate with 200838E, 225662, 225672 and four 225671B .....	3 20
200577H	10319	Folder Base Plate Slide Screw (back) ..	02
200203D	10319	" " " " " (front) ..	05
200462B	10319	" " " Thumb Set Screw ..	10
*225662	—	" " " " " " " Bushing .....	—
200190D	10319	Folder Screw .....	02
202376	10926	Presser Foot .....	70
225663	10321	Ribbon Reel (9 in. diam.) with 225666 and three 225667 .....	50
225664	10908	Ribbon Reel Supporting Spindle .....	10
225665	10320	" " " " " Base with 225664 and two wood screws $\frac{3}{4}$ in., No. 7 .....	20
230471	—	Ribbon Reel Supporting Spindle Hub .....	25
225666	10320	" " " " " " 230471 with 225980 .....	35
225980	—	Ribbon Reel Supporting Spindle Hub Base .....	10
225667	10319	Ribbon Reel Supporting Spindle Hub Base Rivet .....	01
225976	—	Ribbon Reel (9 in. diam.) complete, Nos. 225663 and 225685 .....	70
225668B	10320	Ribbon Tension Adjusting Slide with 225680B and three 225669B .....	75
225978	—	Ribbon Tension Adjusting Slide 225668B with 200465c and 201601 .....	85
225669B	10319	Ribbon Tension Adjusting Slide Pin .....	05
225680B	10319	" " " " " (guard) .....	07

## Binders

No.	Plate	Name	Each
200465c	10319	Ribbon Tension Adjusting Slide Thumb Screw .....	\$ 08
201601	10319	Ribbon Tension Adjusting Slide Thumb Screw Wing Nut .....	02
201557B	10319	Ribbon Tension Adjusting Thumb Nut .....	15
200838E	10319	" " " " " " Screw Stud .....	04
225671B	10319	Ribbon Tension Pin .....	05
225672	10319	" " " (guard) .....	07
225673	10321	Binder complete, Nos. 200203D, 200462B, 200577H, 201557B, 225660, 225661, 225976, 225978 and two 200190D .....	10 00
202811	10389	Throat Plate, 50 needle hole, for needle sizes 3 to 5, with 202534, 202619 and two 200583H .....	85

## BINDER (ADJUSTABLE)

## For Mattress Work

202286	10913	Feed Dog .....	50
225675	10318	Folder Adjustable Guide .....	1 75
200580c	10318	" " " Adjusting Screw .....	03
200118B	10318	" " " Set Screw .....	02
225676	10320	" Base Plate with 200838E, 225662, 225681B and four 225671B .....	3 20
200577H	10319	Folder Base Plate Slide Screw (back) ..	02
200203D	10319	" " " " " (front) ..	05
200462B	10319	" " " Thumb Set Screw ..	10
*225662	—	" " " " " " " Bushing .....	—
225677	10318	Folder Center .....	1 75
200287c	10318	" " Hinge Screw .....	05
200125c	10318	" " Stop Screw .....	02
200190D	10319	" Screw .....	02
225674	10318	" Shell .....	3 50
225678	—	Folder complete (adjustable), from $\frac{3}{4}$ in. to 1 in., Nos. 200118B, 200125c, 200287c, 200580c, 225671, 225675 and 225677 .....	7 25
202375	10926	Presser Foot .....	50
225663	10321	Ribbon Reel (9 in. diam.), with 225666 and three 225667 .....	50
225664	10908	Ribbon Reel Supporting Spindle .....	10
225665	10320	" " " " " Base with 225664 and two wood screws $\frac{3}{4}$ in., No. 7 .....	20
230471	—	Ribbon Reel Supporting Spindle Hub .....	25
225666	10320	" " " " " " 230471 with 225980 .....	35

## Binders

No.	Plate	Name	Each
225980	—	Ribbon Reel Supporting Spindle Hub Base	\$ 10
225667	10319	" " " " " "	
		Rivet	01
225976	—	Ribbon Reel (9 in. diam.) complete, Nos. 225663 and 225665	70
225679B	10320	Ribbon Tension Adjusting Slide with two each 225669 and 225680B	75
225669B	10319	Ribbon Tension Adjusting Slide Pin	05
225680B	10319	Ribbon Tension Adjusting Slide Pin (guard)	07
200465C	10319	Ribbon Tension Adjusting Slide Thumb Screw	08
201601	10319	Ribbon Tension Adjusting Slide Thumb Screw Wing Nut	02
226030	—	Ribbon Tension Adjusting Slide complete, Nos. 200465c, 201601, 225679B and 225682	1 20
201557B	10319	Ribbon Tension Adjusting Thumb Nut	15
200838E	10319	" " " " " "	
		Screw Stud	04
225671B	10319	Ribbon Tension Pin	05
225681B	10319	" " " (guard)	07
225682	10320	" " Spring	25
225683	10321	Binder complete, Nos. 200203B, 200462B, 200577H, 201557B, 225676, 225678, 225976, 226030 and two 200190B	12 00
202821	10389	Throat Plate, 50 needle hole, for needle sizes 3 to 5, with 202534, 202619 and two 200583H	85

**BINDER (ADJUSTABLE)**

## For Hats

225610	10309	Bed	1 25
225612	10309	Folder with 225610	1 75
225613	10309	" Slide with 200768c	75
200768c	10309	" " Adjusting Screw	10
225614	10309	" " " Thumb Nut Guide	07
226077	—	" " " " " "	
		225614 with 226112	25
200164B	10309	Folder Slide Adjusting Thumb Nut Guide Screw	02
226112	10309	Folder Slide Adjusting Thumb Nut Sleeve with 225998	18
225998	10309	Folder Slide Adjusting Thumb Nut Sleeve Screw Center	08
225615	10309	Folder Slide Cap	10
200164B	10309	" " " Screw	02
225616	10309	Guide (front)	30

## Binders

135

No.	Plate	Name	Each
200893D	10907	Guide (front) Thumb Screw	\$ 05
225618	10309	" (back, lower)	25
225619	10309	" (back, upper)	25
200893D	10907	" " Thumb Screw	05
225620	10309	Pressure Spring	15
200176D	10907	" " Screw	02
225623	10310	Binder complete, Nos. 200176D, 225612, 225613, 225615, 225616, 225618 to 225620, 226077, two each 200164B and 200893D	5 50
225977	10310	Feed Dog	50
225621	10310	Presser Foot	50
225622	10310	Throat Plate, 53 needle hole, for needle sizes 1 to 3½, with 202534, 202619 and two 200583H	90
		Note: Nos. 225621, 225622 and 225977 should be used with but not included in No. 225623.	

**BINDER**

## For Suspender Tabs

225633	10312	Binder on Shank 226037 made in sizes ½ and ¾ in.	1 00
202813	10312	Feed Dog	50
229880	10924	Presser Foot	70
202820	10391	Throat Plate, 50 needle hole, for needle sizes 3 to 5, with 202534, 202619 and two 200583H	75

**BINDER (BIAS)**

## For Suspender Ends

225634	10312	Bias Binder on Shank 226035, for ½, ¾ and 1 in.	1 00
--------	-------	---	------

**BINDER FOR CIRCULAR BINDING**

## (BIAS BINDING)

## For Suspender Ends and Tabs, with Movable Folder for Finishing Off

225637	10314	Binder on Shank made for strips of different widths from ½ to 1 inch	3 75
		Note: State width required, send samples of material to be bound and sufficient strip to test Binder.	
225645	10313	Binder 225637 with 200462B, 200472B, 201527E, 206053, 225638, 225640, 225641, two each 200313c and 202104	5 60
200313c	10313	Binder Hinge Screw	04
202104	10313	" " " Washer	01

No.	Plate	Name	Each
225638	10314	Binder Plate with 225706	\$ 40
200462B	10313	" " Thumb Screw	10
201527E	10313	" " " Nut	03
206053	10313	" Spring	03
225640	10314	" " Hook	40
200313C	10313	" " " Adjusting Screw	04
202104	10313	" " " " "	
		Washer	01
200472B	10313	Binder Spring Thumb Screw	06
225641	10314	" Stop	70
225706	10313	" " Position Stud	01
206802	10314	Feed Dog	50
229880	10924	Presser Foot	70
206804	10314	Throat Plate, 50 needle hole, for needle sizes 3 to 5, with 202534, 202619 and two 200583n	1 00
226024	---	Binder complete, Nos. 206802, 206804, 225645 and 229880	7 25

**BINDER**

For Folding Both Edges of a Straight or Bias Strip

230154	14575	Binder on Shank, made for strips from $\frac{1}{2}$ in. to 2 in. in width Note: State width of strip and fold wanted.	10 50
203075	10935	Binder Base Plate with 225706	40
230000	---	Binder Base Plate, 203075 with 200216g, 201525E, 225708B, 226663 and two 200160n	70
200246B	10907	Binder Base Plate Hinge Screw	08
201525E	10245	" " " " Nut	03
225706	10313	" " " Position Pin	01
225708B	10344	" " " Spring	10
226663	10911	" Clamp Washer	05
200160B	10344	" Screw	04
230155	---	Binder complete, Nos. 230000 and 230154	11 00

**BINDER (BIAS)**

225627	10311	Binder on Shank made for strips $\frac{3}{4}$ , $\frac{7}{8}$ and 1 in. Note: State width required, send samples of material to be bound and sufficient strip to test Binder.	1 25
202283	10913	Feed Dog	50
206843	10921	Presser Foot	50
202819	10391	Throat Plate, 50 needle hole, for needle sizes 3 to 5, with 202534, 202619 and two 200583n	75

**CORDERS**

WHEN ORDERING SEND SAMPLES OF CORD

**CORDER**

For Top Cording

For 8, 9, 10, 12, 14 or 16 cords to the inch, as ordered.

No.	Plate	Name	Each
225684	10322	Arm with 200344c, 201532E and three 225686	\$1 50
200344c	10322	Arm Adjusting Screw	03
201532E	10322	" " " Nut	03
225685	10322	" Bracket with 200851B	40
225687	10322	" " Hinge Pin	01
200851B	10322	" " Locking Thumb Screw	08
200035E	---	" " Screw	05
225689	10322	" " " Clamp Washer	05
225686	10322	" Cord Guide	02
225688	10932	Arm and Bracket complete, Nos. 200035E, 225684, 225685, 225687 and 225689	2 00
203136	10914	Feed Dog	50
202368	10259	Presser Foot (grooved to the left of needle hole)	75
202816	10391	Throat Plate, 50 needle hole, for needle sizes 3 to 5, with 202534, 202619 and two 200583n	85

**CORDER**

For Top and Bottom Cording

For 8, 9, 10, 12, 14 or 16 cords to the inch, as ordered.

225684	10322	Arm with 200344c, 201532E and three 225686	1 50
200344c	10322	Arm Adjusting Screw	03
201532E	10322	" " " Nut	03
225685	10322	" Bracket with 200851B	40
225687	10322	" " Hinge Pin	01
200851B	10322	" " Locking Thumb Screw	08
200035E	---	" " Screw	05
225689	10322	" " " Clamp Washer	05
225686	10322	" Cord Guide	02
225688	10932	Arm and Bracket complete, Nos. 200035E, 225684, 225685, 225687 and 225689	2 00
225690	10923	Presser Foot	75
203173	10914	Feed Dog	50
226000	10919	Throat Plate, 53 needle hole, for needle sizes 1 to 3, with 202534, 202619 and two 200583n	85

**BOW CORDER**

For Sunbonnets, Etc.

No.	Plate	Name	Each
225693	10325	Presser Foot and Bracket .....	\$1 25
Note: When ordering 225693 send sample cord.			
225695	—	Presser Foot Bracket Bow, 8 in. long with 225698 and 231149 .....	1 25
225698	10325	Presser Foot Bracket Bow Cord Tube (order size wanted) .....	05
200185D	10325	Presser Foot Bracket Bow Screw .....	02
206482	10933	" " " " Washer .....	01
231149	—	" " " " Tube (short) .....	05
225699	10325	Bow Corder complete (8 in.), Nos. 225693, 225695, two each 200185D and 206482 .....	2 50

**BOW CORDER**

For Infants' Caps, Etc.

225696	10325	Presser Foot Bracket Bow, 6 in. long with 225698 and 231149 .....	1 00
225930	10325	Bow Corder complete (6 in.), Nos. 225693, 225696, two each 200185D and 206482 .....	2 25

**BOW CORDER**

For Extra Fine Work

225697	—	Presser Foot Bracket Bow, 4 in. long with 225698 and 231149 .....	75
225940	10325	Bow Corder complete (4 in.), Nos. 225693, 225697, two each 200185D and 206482 .....	2 00
Note: When ordering 225699, 225930 or 225940 send sample of cord on material to be used.			

**CORD COVERING ATTACHMENT**

No.	Plate	Name	Each
230744	10931	Cord Guide and Strip Folder .....	\$6 75
200190D	10319	" " " " " Screw(back) .....	02
200137D	10359	" " " " " " (front) .....	02
230625	10914	Feed Dog .....	50
230745	10924	Presser Foot .....	2 00
35983	10911	Strip Wire .....	10
230746	10931	Tape Tension Frame with six 226015 ...	2 75
226015	10933	" " Pin .....	05
230749	10916	Throat Plate, 50 needle hole, for needle sizes 3 to 5, with 202534, 202619 and two 200583H .....	1 50
230751	—	Cord Covering Attachment complete, Nos. 35983, 200137D, 200190D, 230625, 230744 to 230746 and 230749 .....	14 00

**CORD COVERING ATTACHMENT**

For Leather Suspender Ends

225596	10931	Cord Guide on Shank .....	35
201920	10931	" " Roller Presser with 200551F and 201534H .....	1 25
225897	10931	Cord Guide Roller Presser Hanger .....	1 00
200551F	10907	" " " " Hinge Screw .....	10
201534H	10908	" " " " " " " " Nut .....	03
225898	10931	Cord Guide Roller Presser complete, Nos. 201920 and 225897 .....	2 25
226078	—	Cord Guide Attachment complete, Nos. 225596 and 225898 .....	2 60

**CORD COVERING GUIDE AND FOLDER**

202285	10913	Feed Dog .....	50
225700	10931	Folder and Cord Tube 225698 on Shank .....	2 50
225698	10325	" Cord Tube .....	05
229569	10924	" Presser Foot .....	75
202820	10391	Throat Plate, 50 needle hole, for needle sizes 3 to 5, with 202534, 202619 and two 200583H .....	75

**GUIDES**

No.	Plate	Name	Each
226237	10909	Guide, for collar and cuff work.....	\$ 15
231337	10939	“ “ cloth .....	10
225731	10909	“ “ collar and cuff work .....	10
225742	10909	“ (combination), for collar and cuff work .....	15
225743	10909	Guide (combination), for collar and cuff work .....	15
225745	10338	Guide (combination), for collar and cuff work .....	25
225746	10338	Guide Adjustable (combination) with 200187B and 225985, for narrow gauge collar and cuff work .....	40
225985	10338	Guide Adjustable Guide .....	15
200187B	10338	“ “ “ Screw .....	04

**GUIDE****For Collar and Cuff Work**

225732	10335	Guide with 226236 .....	15
225733	10335	“ Bracket with 200855E .....	40
225735	10335	“ “ Base .....	40
200158D	10335	“ “ “ Hinge Screw .....	01
201526E	10335	“ “ “ “ “ Nut..	03
226071	10335	“ “ “ “ “ Spring Washer .....	05
200855E	—	Guide Bracket Screw Stud .....	02
201563B	10335	“ “ “ “ Thumb Nut..	10
225734	10335	“ “ “ “ Washer .....	01
226236	10335	“ Pin .....	01
225738	—	Guide and Swing Bracket complete, Nos. 200158D, 201526E, 201563B, 225732 to 225735 and 226071 .....	1 20

**GUIDE****For Shoe Lining Work**

202283	10913	Feed Dog .....	50
225960	10386	Guide .....	40
226184	—	Guide .....	10
200157B	10939	“ Screw .....	05
225961	10386	Presser Folder (hinged) complete, Nos. 202090, 202924 and 231006, for band folding .....	2 50
*231006	—	Presser Foot Plate and Folder .....	—
202090	10288	“ “ “ Hinge Pin .....	01

No.	Plate	Name	Each
202924	—	Presser Foot Shank .....	\$ 60
202819	10391	Throat Plate, 50 needle hole, for needle sizes 3 to 5, with 202534, 202619 and two 200583U, for shoe lining and similar work .....	75

**GUIDE (ADJUSTABLE)****For Narrow Flat Leather Welts**

226042	10933	Guide with 200179D and 226043 .....	4 25
226041	10931	“ Presser Foot .....	75
200313C	10313	“ Screw .....	04
226043	10933	“ Slide (adjustable) .....	75
200179D	10361	“ “ Screw .....	02
226044	10933	“ and Guide Plate with 200126D, 200313C, 226042 and 226047 .....	7 15
226045	10235	Guide and Guide Plate Bracket (swing) with 200158D, 200459D, 201525E and 226046 .....	1 60
226046	10235	Guide and Guide Plate Bracket Base with 200048B and 201525E .....	60
200048B	10341	Guide and Guide Plate Bracket Base Screw .....	04
201525E	10245	Guide and Guide Plate Bracket Base Screw Nut .....	03
200158D	10335	Guide and Guide Plate Bracket Hinge Screw .....	04
201525E	10245	Guide and Guide Plate Bracket Hinge Screw Nut .....	03
200459D	10939	Guide and Guide Plate Bracket Thumb Screw .....	10
200126D	10361	Guide and Guide Plate Screw .....	02
226047	10933	Welt Guide .....	1 25
200126D	10361	“ “ Screw .....	02
226048	10934	Welt Guide (adjustable) complete, Nos. 226041, 226044, 226045 and two 200126D .....	9 50

**FOLDERS****For Open Shirt Fronts**

No.	Plate	Name	Each
225725	10934	Folder on Shank, folds from $\frac{1}{4}$ in. to $\frac{5}{8}$ in., for shirt bosom work .....	\$3 50
229597	10925	Folder Presser Foot, $\frac{1}{2}$ to $\frac{5}{8}$ in. gauge..	70
226165	10923	Presser Folder, for folding a $\frac{1}{4}$ in. fold from the left, which is to be stitched near the edge .....	2 50
226166	10928	Presser Folder, for folding a $\frac{1}{4}$ in. fold from the left, which is to be stitched near the edge .....	2 50

**FOLDERS (DOUBLE)****For Shirt Work**

225729	10334	Folder, turns the upper edge under and the under edge over, size fitted to sample goods .....	4 50
225962	10511	Folder on Shank, folds the top goods under and the under goods over and guides a piece of goods between them from the left .....	3 00

Note: Send sample of goods to be folded.

**FOLDERS****For Umbrella Work**

202296	10912	Feed Dog .....	50
225726	10333	Folder on Shank, for seaming umbrellas	1 50
225727	10333	" " " for selvage edge umbrella work .....	1 50
202371	10340	Presser Foot (hinged) complete, Nos. 202090, 202924 and 203035 .....	1 25
202831	10391	Throat Plate, 50 needle hole, for needle sizes 3 to 5, with 202534, 202619 and two 200583n, for umbrella hemming..	75

**FOLDERS****For Dress Stays**

225728	10327	Dress Stay Folder, for folding a strip of cloth over two reeds .....	4 00
225703	10327	Dress Stay Folder Presser Foot .....	1 50
225866	10923	Folder on Presser Foot, for milliner's folds with piping .....	3 50

**FOLDERS****For Tobacco Pouches and Other Similar Work**

No.	Plate	Name	Each
230835	10934	Folder on Shank .....	\$5 00
203075	10935	" Base Plate with 225706 .....	40
230000	—	" " " 203075 with 200246n, 201525E, 225708n, 226663 and two 200160n .....	70
200246B	10907	Folder Base Plate Hinge Screw .....	08
201525E	10215	" " " " " Nut ...	03
225706	10313	" " " Position Pin .....	01
225708B	10344	" " " Spring .....	10
226663	10911	" Clamp Washer .....	05
200160B	10311	" Screw .....	01
230836	—	Folder complete, Nos. 230000 and 230835	5 70

**BENCH TUCK FOLDER**

202293	10912	Feed Dog .....	50
203198	10922	Presser Foot, for laying tucks .....	50
203199	10922	" " " narrow tucks ..	50
203200	10922	" " " tucks towards the needle .....	50
225873	10363	Space Gauge .....	15
200460B	10365	" " Adjusting Thumb Screw	10
225874	10363	" " Base Plate with 225983 and two 200843E .....	50
225876	10365	Space Gauge Index Plate .....	10
225983	10365	" " " Pin .....	03
225877	10365	" " Stop (back) for cluster tucking .....	15
200843E	10365	Space Gauge Stop Screw Stud .....	02
201562B	10365	" " " " " Thumb Nut	03
202603B	10365	" " " " " " " Washer .....	01
225878	10365	Space Gauge Stop (front) for cluster tucking .....	15
225879	—	Space Gauge complete, Nos. 200460B, 225873, 225874, 225876 to 225878, two each 201562B and 202603B .....	1 35
225880	10363	Swivel .....	1 00
200727	10364	" Adjusting Stop Screw .....	15
201517D	10364	" " " " Nut .....	05
225867	10363	" Base with three wood screws $1\frac{1}{2}$ in., No. 13 .....	75
200753E	10361	Swivel Screw Stud .....	12
201508E	10364	" " " Nut .....	05

**Folders**

No.	Plate	Name	Each
225881	10365	Swivel Screw Stud Spring (spiral) ....	\$ 15
225882	10364	" " " " Washer .....	02
226256	—	Attachment Holding Swivel complete, Nos. 200224H, 200753E, 201508E, 225867, 225876, 225880 to 225882, 225884 to 225888, two each 200043C, 200048B, 200093B, 200727, 201517D and 225023...	35
202827	10390	Throat Plate, 53 needle hole, for needle sizes 1 to 31, with 202534, 202619 and two 200583H .....	75
225883	10363	Tuck Guide .....	80
225884	10363	" " Arm .....	75
225885	10363	" " " Bracket .....	60
225023	10364	" " " " Center .....	06
200043C	10364	" " " " Set Screw....	04
225886	10364	" " " " Spring (plate)	10
225887	10364	" " " " " Position Pin .....	03
225888	10364	Tuck Guide Arm Bracket Spring (spiral)	03
200224H	10364	" " " " " Screw..	12
200727	10364	" " " " Stop Thumb Screw .....	15
201517D	10364	Tuck Guide Arm Bracket Stop Thumb Screw Nut .....	05
225876	10365	Tuck Guide Arm Index Plate .....	10
200093B	10365	" " " " " Adjusting Screw .....	03
200048B	10365	Tuck Guide Arm Screw .....	04
225900	—	Tuck Guide and Swivel complete, Nos. 225883 and 226256 .....	5 10
226235	—	Tucker (long Arm) complete, Nos. 225879 and 225900 .....	6 50
225979	—	Adjustable Bench Tuck Folder complete, Nos. 202293, 202827, 203198 to 203200 and 226235 .....	9 00

**TUCK FOLDER**

**For Small Pieces of Goods**

225923	10321	Folder .....	40
200090C	10907	" Adjusting Screw .....	02
225924	10321	" Arm .....	75
200836E	10907	Folder Screw Stud .....	15
200318H	10907	" " " Adjusting Screw	04
206840	10911	" " " " " " Spring Washer .....	05
201564B	10908	Folder Screw Stud Thumb Nut .....	04
202600	10910	" " " " " Washer..	01

**Folders**

No.	Plate	Name	Each
203198	10922	Presser Foot, for laying tucks .....	\$ 50
203199	10922	" " " " narrow tucks..	50
203200	10922	" " " " tucks toward the needle .....	50
225926	10321	Space Gauge .....	30
200843E	10365	" " Stop Screw Stud .....	02
201562B	10365	" " " " " Thumb Nut .....	03
202603B	10365	Space Gauge Stop Screw Stud Thumb Nut Washer .....	01
225927	10321	Tuck Folder complete, Nos. 200090C, 200318H, 200836E, 200843E, 201562B, 201564B, 202600, 202603B, 206840, 225923, 225924 and 225926 .....	1 50

**WELT FOLDERS**

225963	10334	Folder for Welts (right hand), made for tapes of various widths .....	5 00
225702	10327	Presser Foot, for Welts .....	1 00

Note: State width required and send sufficient material to test Folder.

**CORD WELT FOLDERS**

**Folds Welt and Inserts Cord at One Operation**

225946	10334	Folder, for Welts .....	3 50
225949	10334	Presser Foot, for Welts .....	1 75

**PRESSER FOLDER**

**For Covering Two Cords**

225704	10392	Folder Foot (strip folding, grooved) with two cord tubes for making double corded strip .....	4 50
--------	-------	---	------



# HEMMERS

## AUTOMATIC GUIDE AND HEMMER

For Hemming Long Strips of Cloth

No.	Plate	Name	Each
225747	10339	Base Plate with 225748 and 225749	\$3 00
*225748	----	" " Bushing (large)	----
*225749	----	" " " (small)	----
200048B	10341	" " Screw	01
201524E	10341	" " " Nut	03
225750	10339	Cloth Guide Bracket	2 00
225751	10340	" " " Cloth Guide	75
200140B	10341	" " " " " Screw	02
202603B	10341	" " " " " " Washer	01
200160B	10341	Cloth Guide Bracket Screw	01
228043B	10341	" " " " " Washer	01
225752	10339	" " Plate (lower)	2 00
225753	10339	" " " (upper)	3 00
225754	10340	" " " Adjusting Slide	75
200860E	10341	" " " " " " Screw	15
201581B	10341	" " " " " " " Wing Nut	12
202104	10341	Cloth Guide Plate Adjusting Slide Screw	----
		Wing Nut Washer	01
200160B	10341	Cloth Guide Plate Screw	01
228043B	10341	" " " " " Washer	01
225755	10339	" Rod Guide	50
225756	10340	" " " Bracket	1 75
200160B	10341	" " " " " Screw	01
228043B	10341	" " " " " " Washer	01
200731B	10341	" " " " " " Wing Screw	12
225757	10340	Hemmer on Shank, for hem from $\frac{1}{8}$ to $\frac{3}{8}$ in.	2 40
*225758	----	Hemmer Shank	----
200160B	10341	" " " Screw	01
228043B	10341	" " " " " Washer	01
202371	10340	Presser Foot (hinged) complete, Nos. 202090, 202924 and 203035	1 25
225759	10340	Pressure Spring	40
200465C	10341	" " " Adjusting Thumb Screw	08
225854	10360	" " " " " " Bushing	05
201599C	10341	Pressure Spring Adjusting Thumb Screw	----
		Nut	02

No.	Plate	Name	Each
225761	10340	Pressure Spring Bracket	\$1 25
200048B	10341	" " " " " Screw	01
201524E	10341	" " " " " Nut	03
228043B	10341	" " " " " Washer	01
200140B	10341	" " " " " Screw	02
225762	10342	Hemmer complete, Nos. 200465C, 200731B, 200860E, 201581B, 201599C, 202104, 202371, 225747, 225750 to 225757, 225759, 225761, 225854, two each 200048B, 200140B, 201524E, 202603B, five 200160B and seven 228043B	20 00

Note: Presser Foot No. 206785 can be used in place of 202371 if so desired.

### HEMMER FEET

225800	10354	Hemmer Foot, for lace for $\frac{1}{8}$ in. hem	40
225502	10354	" " " " $\frac{1}{8}$ in. hem	35
225805	10354	" " " " lace for $\frac{1}{8}$ in. hem	40
225504	10354	" " " " $\frac{1}{8}$ in. hem	35
225806	10354	" " " " $\frac{3}{8}$ in. hem	35
225503	10354	" " " " lace for $\frac{3}{8}$ in. hem	35
225801	10393	" " " " thick soft woolsens and felling corset seams	75
225740	10393	Hemmer Foot, for $\frac{1}{2}$ in. hem	2 00
225802	10393	" " " " $\frac{3}{8}$ and $\frac{1}{2}$ in. hem, for cord guiding, sews a cord within the hem	1 75
229843	10930	Hemmer Foot, for $\frac{3}{8}$ and $\frac{1}{2}$ in. hem, for cord guiding, sews a cord within the hem	1 75

Note: Specify width wanted on order.

### PRESSER FOOT CLEFT HOLDER

202762	10355	Presser Foot Cleft Holder, for Hemmers	10
225865	10355	" " " " " Compound Presser Bar 202509 and 206998, for Hemmers	45

### HEMMERS

225807	10355	Hemmer, for $\frac{1}{8}$ in. hem	35
225808	10355	" " " " $\frac{1}{4}$ in. hem, for felling	35
225809	10355	" " " " $\frac{1}{4}$ in. hem	35
225810	10355	" " " " $\frac{3}{8}$ in. hem	35
225811	10355	" " " " $\frac{3}{8}$ in. hem	35
225812	10355	Hemmer, for $\frac{3}{8}$ in. hem, for "L" shaped Feed Dog 202283 only	35

No.	Plate	Name	Each
225813	10355	Hemmer, for $\frac{1}{8}$ in. hem (Troy, long) . . . .	\$ 40
225814	10355	" " $\frac{1}{8}$ in. hem (Troy, short) . . . .	40
225815	10355	" " $\frac{3}{16}$ in. hem . . . . .	40
231168	—	" " $\frac{1}{4}$ in. hem . . . . .	35
225816	10355	" " $\frac{1}{2}$ in. hem . . . . .	40
225817	10355	" " $\frac{3}{8}$ in. hem . . . . .	40

**HEMMERS ON SHANK**

225803	10353	Hemmer on Shank, is made for each of the following hems: $\frac{1}{8}$ , $\frac{3}{16}$ , $\frac{1}{4}$ , $\frac{5}{16}$ , $\frac{3}{8}$ , $\frac{7}{16}$ and $\frac{1}{2}$ in. wide . . . . .	50
Note: Specify width wanted on order.			
225804	10353	Hemmer on Shank, is made for each of the following hems: $\frac{5}{8}$ , $\frac{3}{4}$ , $\frac{7}{8}$ and 1 in. wide . . . . .	75
Note: Specify width wanted on order.			
225770	10345	Hemmer on Shank, is made for each of the following hems: $1\frac{1}{8}$ , $1\frac{1}{4}$ , $1\frac{3}{8}$ , $1\frac{1}{2}$ , $1\frac{5}{8}$ , $1\frac{3}{4}$ and $1\frac{7}{8}$ in. wide . . . . .	1 25
Note: Specify width wanted on order.			
225771	10345	Hemmer Plate . . . . .	40
225981	10345	" Shank . . . . .	—
225772B	10345	" " Clamp Washer . . . . .	05
200184B	10345	" " Screw . . . . .	04
225773	10379	Hemmer complete, Nos. 225770 to 225772B and two 200184B . . . . .	1 80
225957	10935	Hemmer on Shank, is made for each of the following hems: 2, 2 $\frac{1}{2}$ and 2 $\frac{1}{2}$ in. wide . . . . .	1 35
Note: Specify width wanted on order.			
225987	10379	Hemmer complete, Nos. 225771, 225772B, 225957 and two 200184B . . . . .	1 90
225958	10935	Hemmer on Shank, is made for each of the following hems: 2 $\frac{1}{2}$ , 2 $\frac{3}{4}$ , 2 $\frac{7}{8}$ , and 3 in. wide . . . . .	1 50
Note: Specify width wanted on order.			
225988	10379	Hemmer complete, Nos. 225771, 225772B, 225958 and two 200184B . . . . .	2 00

**HEMMER ON SHANK**

For Heavy Material

230156	14575	Hemmer on Shank . . . . .	3 75
203075	10935	" Base Plate with 225706 . . . . .	40
225706	10313	" " " Position Pin . . . . .	01
200246B	10907	" " " Screw . . . . .	08
201525E	10245	" " " " Nut . . . . .	03
225708B	10344	" " " Spring . . . . .	10

No.	Plate	Name	Each
225768B	10344	Hemmer Clamp Washer . . . . .	\$ 05
200093B	10365	" Screw . . . . .	03
230157	—	Hemmer complete, Nos. 200246B, 201525E, 203075, 225708B, 225768, 230156 and two 200093B . . . . .	4 50

**HEMMER**

For Sheets, Etc., Sizes from  $\frac{1}{2}$  inch to 4 inch.

Note: Specify width wanted on order.

225794	10934	Hemmer on Shank . . . . .	4 50
200160B	10341	" Adjusting Screw . . . . .	04
226663	10911	" " " Washer . . . . .	05
203075	10935	" Base Plate with 225706 . . . . .	40
230000	—	" " " 203075 with 200246B, 201525E, 225708B, 226663 and two 200160B . . . . .	70
225706	10313	Hemmer Base Plate Position Pin . . . . .	01
200246B	10907	" " " Screw . . . . .	08
201525E	10245	" " " " Nut . . . . .	03
225708B	10344	" " " Spring . . . . .	10
225796	10321	Hemmer complete, for hems $\frac{1}{2}$ in. to 4 in., Nos. 225794 and 230000 . . . . .	5 25

**HEMMERS**

For Hemming Pillow Cases or Other Tubular Work

For hems from  $\frac{1}{2}$  inch to 4 inches.

Note: Specify width wanted on order.

203075	10935	Base Plate with 225706 . . . . .	40
230000	—	Base Plate 203075 with 200246B, 201525E, 225708B, 226663 and two 200160B . . . . .	70
225706	10313	Base Plate Position Pin . . . . .	01
200246B	10907	" " Screw . . . . .	08
201525E	10245	" " " Nut . . . . .	03
225708B	10344	" " Spring . . . . .	10
225764	10935	Hemmer on Shank . . . . .	7 50
225767	10344	" Plate with 200857E and 225586 . . . . .	1 25
226663	10911	" " Clamp Washer . . . . .	05
200160B	10341	" " " Screw . . . . .	04
225586	10911	" Shank Position Pin . . . . .	01
200857E	10907	" " Screw Stud . . . . .	04
225765	10344	" " Switch Handle with 200385C and 201609 . . . . .	1 00
*201609	—	Hemmer Shank Switch Handle Stud . . . . .	—
200385C	10344	" " " " " Set Screw . . . . .	02

**HEMMER ON SWING BRACKET**

No.	Plate	Name	Each
204004B	10910	Hemmer Shank Switch Handle Washer	\$ .02
225769	10321	Hemmer complete, for hems $\frac{1}{2}$ inch to 4 inches, Nos. 204004B, 225764, 225765, 225767 and 230000	10 50
225970	10386	Hemmer on Shank, is made for each of the following hems: $\frac{1}{8}$ , $\frac{3}{8}$ , $\frac{1}{2}$ , $\frac{5}{8}$ , $\frac{3}{4}$ and $\frac{7}{8}$ in. wide	1 20
Note: Specify width wanted on order.			
226110	10386	Hemmer Swing Bracket with 200369D and 200855E	10
226977	---	Hemmer Swing Bracket 226110 with 200158D, 201526E, 201563B, 225734, 225735 and 226071	1 00
200369D	10386	Hemmer Swing Bracket Adjusting Screw	02
225735	10335	" " " Base	40
200158B	10335	" " " " Hinge Screw	04
201526E	10335	" " " " " "	
		Nut	03
226071	10335	Hemmer Swing Bracket Base Hinge Screw Spring Washer	05
200855E	---	Hemmer Swing Bracket Base Screw Stud	02
201563B	10335	" " " " " "	
		Thumb Nut	10
225734	10335	Hemmer Swing Bracket Base Screw Stud Washer	01
225973	---	Hemmer on Swing Bracket complete, Nos. 225970 and 226977	2 25

**REVERSE HEMMER**

For Turning the Hem Under

225776	10346	Hemmer, for $\frac{3}{8}$ in. hem	80
225777	10346	" Shank	25
200142B	10346	" " Screw	02
202603B	10346	" " " Washer	01
225778	10346	Hemmer complete, Nos. 200142B, 202603B, 225776 and 225777	1 00

**REVERSE HEMMER**

For Hemming and Stitching on Lace

225779	10347	Hemmer on Shank, for $\frac{3}{8}$ in. hem	1 25
225780	10347	" Lace Guide	1 25
*225692	10347	" Shank	---
200142B	10347	" " Screw	02
202603B	10347	" " " Washer	01

No.	Plate	Name	Each
225781	10347	Hemmer (reverse) complete, Nos. 225779, 225780, two each 200142B and 202603B	\$2 50
225782	10348	Hemmer with 225783, for $\frac{3}{8}$ in. hem	3 75
*225783	---	" Bracket	---
200142B	10348	" " Screw	02
225785	10348	" Lace Guide	1 25
200142B	10348	" " " Screw	02
202603B	10348	" " " " Washer	01
225784	10348	" Shank	25
225786	10348	Hemmer (reverse) complete, Nos. 225782, 225784, 225785, two each 200142B and 202603B	5 00

**HEMMER**

For Hemming Tubular Articles with Movable Folder for Finishing off. State Gauge Required.

Made for hems from  $\frac{1}{2}$  in. to  $1\frac{1}{2}$  in., in steps of  $\frac{1}{8}$  inch.

225787	10349	Hemmer on Shank	2 50
200460B	10349	" Adjusting Thumb Screw	10
228043B	10349	" " " " Washer	01
225788	10349	" Base Plate	2 50
*225787	10349	" Shank	---
225789	10349	Hemmer complete, Nos. 200460B, 225787, 225788 and 228043B	5 25

**HEMMER**

For Hemming Tubular Articles with Movable Folder for Finishing off. State Gauge required.

Made for hems from  $\frac{1}{4}$  in. to 1 in., in steps of  $\frac{1}{8}$  inch.

225790	10350	Hemmer on Shank	2 25
225791	10350	" Base Plate with 200838E	2 00
200838E	10350	" " " Screw Stud	04
201557B	10350	" " " " " Thumb Nut	15
*226111	---	Hemmer Shank	---
225792	10350	Presser Foot	1 00
225793	10350	Hemmer complete, Nos. 201557B and 225790 to 225792	5 25

**HEMMER**

For Hemming Towels

No.	Plate	Name	Each
225797	10353	Hemmer on Shank, for $\frac{3}{8}$ in. hem	\$1 50
225798	10353	Presser Foot	75
225799	—	Hemmer complete, for $\frac{3}{8}$ in. hem, Nos. 225797 and 225798	2 25

**UMBRELLA HEMMER**

202296	10912	Feed Dog	50
225774	10333	Hemmer on Shank, for $\frac{1}{4}$ in. hem	1 50
203035	—	Presser Foot Plate	65
202371	10340	Presser Foot (hinged) complete, Nos. 202090, 202924 and 203035	1 25
202831	10391	Throat Plate, 50 needle hole, for needle sizes 3 to 5, with 202534, 202619 and two 200583H	75
226100	—	Hemmer complete, Nos. 202296, 202371, 202831 and 225774	4 00

**PLAITER**

FOLDS TUCK PLAITS

No.	Plate	Name	Each
225827	10357	Base Plate	\$3 00
225828	10357	" " Arm Bracket with two 200383c	1 25
225829	10358	" " " Shaft	75
200383c	10359	" " " " Set Screw	02
200579E	10359	" " Set Screw	01
225830	10358	Folder Guide	1 25
200110B	10359	" " Set Screw	02
225831	10358	" Bracket	1 25
225919	—	" " 225831 with 225830, 225833, two each 200110B and 200137c	2 55
225909	10358	Folder Bracket Guide Stop with 200382c	50
200382c	10359	" " " " Set Screw	02
215610	—	" " Stop Collar	10
225832B	10359	" " " " 215610 with 200113F	15
200113F	10359	Folder Bracket Stop Collar Set Screw	03
225833	10358	" " " Spring	75
200137c	10359	" " " " Screw	02
225835	10358	Guide	2 75
225836	10358	" Adjustable Stop	50
200169B	10359	" " " Screw	04
200845B	10359	" Screw Stud	20
200651B	10359	" " " Handle Screw	05
226163B	10359	" " " Washer	01
225839	10358	Space Guide	1 25
225840	10358	" " Bracket	70
200417c	10359	" " " Position Screw	04
201532E	10359	" " " " " Nut	03
215610	—	" " " Stop Collar	10
225832B	10359	" " " " " 215610 with 200113F	15
200113F	10359	Space Guide Bracket Stop Collar Set Screw	03
200462B	10359	Space Guide Bracket Thumb Screw	10
200110B	10359	" " Set Screw	02
225841	—	Space Guide complete, Nos. 200417c, 200462B, 201532E, 225839, 225840 and two 200110B	2 15
225842	10324	Plaiter complete, Nos. 200169B, 200651B, 200845B, 225827 to 225829, 225835, 225836, 225841, 225909, 225919, 226163, two 225832B and three 200579E	12 00

## RUFFLER

With Separating Blade and Disengaging Lever to Switch the  
Ruffling Blade Out of or In to Action for Intermittent  
Ruffling Such as Yoking Shirts, Etc.

No.	Plate	Name	Each
225843	10360	Driving Lever .....	\$ 30
200255D	10360	" " Hinge Screw .....	06
225844	10360	" " Spring .....	10
201554D	10360	" " Adjusting Nut .....	15
225845	10360	Frame with 225959 .....	1 00
225846	10361	Guide (left) with 225856 and two 200178n	25
225847	10361	" (right) with 225856 and two 200178n .....	25
Note: Nos. 225846 and 225847 are sent only on order.			
200126D	10361	Guide Screw .....	02
225848	10360	Needle Bar Collar (for driving 225843) .....	25
201823	10360	" " " Roller .....	12
200615C	10360	" " " " Screw .....	04
225850	10360	Needle Bar Collar complete, Nos. 200615c, 201823 and 225848 .....	40
225851	10360	Ruffling Blade .....	05
225852	10360	" " Clamp .....	02
200175H	10360	" " " Screw .....	02
225853	10360	" " Lever with 225852, 225854 and two 200175n .....	60
200465C	10360	Ruffling Blade Lever Adjusting Thumb Screw .....	08
225854	10360	Ruffling Blade Lever Adjusting Thumb Screw Bushing .....	05
201583C	10360	Ruffling Blade Lever Adjusting Thumb Screw Wing Nut .....	02
225855	10360	Ruffling Blade Switching Lever .....	25
200310C	10360	" " " " Hinge Screw .....	04
225959	10360	Ruffling Blade Switching Lever Stop Pin .....	01
225856	10361	Separating Blade .....	05
200178H	10907	" " Screw .....	02
225857	10361	Ruffler complete, Nos. 200126D, 200255D, 200310C, 200465C, 201554D, 201583C, 225843 to 225845, 225850, 225851, 225853, and 225855 .....	3 50

## TUCK MARKER

No.	Plate	Name	Each
202294	10912	Feed Dog .....	\$ 50
225928	10382	Guide .....	30
226073	---	" 225928 with 200179n and 225929 .....	45
225929	10381	" Tuck Smoothing Spring .....	15
200179H	10381	" " " Screw .....	02
200861B	10381	" Thumb Screw .....	10
206992	10928	Presser Foot .....	50
203187	10922	" " .....	50
203177	10922	" " .....	50
202830	10389	Throat Plate, 53 needle hole, for needle sizes 1 to 31, with 202534, 202619 and two 200583n .....	85
225931	10381	Tuck Creaser .....	15
*225932	10382	" " Plate .....	---
225707	---	" " " 225932 with 202115, 225931, 225933, 225934, two each 200142E and 200172n .....	1 10
202115	10931	Tuck Creaser Plate Spring .....	05
200142E	10381	" " " Screw .....	02
225933	10381	" " Slide .....	15
225934	10381	" " " Spring .....	10
200172H	10381	" " " " Screw .....	02
225935	10381	" Marker .....	25
200861B	10381	" " Guide Thumb Screw .....	10
225936	10382	" " Shaft with 200125c .....	25
225937	10382	" " " Bracket with two 200579E .....	60
225938	10382	Tuck Marker Shaft Bracket Base Plate	50
200121C	10381	" " " " " " " Screw .....	03
201525E	10245	Tuck Marker Shaft Bracket Base Plate Screw Nut .....	03
200579E	10381	Tuck Marker Shaft Bracket Screw .....	04
225945	10908	" " " Driving Crank with 201813 .....	45
225896	10908	Tuck Marker Shaft Driving Crank Cap .....	10
200047C	10381	" " " " " Pinch Screw .....	03
201829	10381	Tuck Marker Shaft Driving Crank Roller	12
201813	---	" " " " " " 201829 with 200274c .....	25
200274C	10381	Tuck Marker Shaft Driving Crank Roller Screw Stud .....	06

No.	Plate	Name	Each
225939	10382	Tuck Marker Shaft Driving Crank complete, Nos. 200047c, 225896 and 225945 .....	\$ 60
225941	10382	Tuck Marker Shaft Rock Lever .....	60
225997	—	“ “ “ “ “ 225941 with 225942 .....	75
200852B	10381	Tuck Marker Shaft Rock Lever Pinch Screw .....	10
225942	10381	Tuck Marker Shaft Rock Lever Pinch Screw Handle with 200852B .....	25
225943	10381	Tuck Marker Shaft Stop Collar with 200481B .....	25
200481B	10381	Tuck Marker Shaft Stop Collar Thumb Screw .....	06
200125C	10381	Tuck Marker Set Screw .....	02
225944	10962	Tuck Marker with 200121c, 200861c, 201525e, 225707, 225935 to 225939, 225997, 226073 and two 225943 .....	5 15
226193	—	Tuck Marker complete, Nos. 202294, 202830, 203177, 203187, 206992 and 225944 .....	8 00

## IRON BASE

FOR MACHINES USING BENCH TUCK FOLDER

No.	Plate	Name	Each
227338	—	Bed Frame with four 227731 and four wood screws 1 in., No. 13 .....	\$1 25
227731	—	Bed Frame Cushion (leather) .....	01
225590	10937	“ “ Plate Spring .....	15
200157B	10939	“ “ “ “ Screw .....	05
225591	10937	“ “ Stop Chain with two 225592 .....	10
225592	10937	“ “ “ “ Hook .....	02
200724C	10907	“ “ Wing Screw .....	15
228165	—	Drip Pan .....	30
225693	—	Bed Frame (iron) complete, Nos. 200724c, 225590, 225591, 227338 and two 200157B .....	1 50
227256	—	Drip Pan .....	25
227089	—	Bed Frame (iron) complete, Nos. 200724c, 225591, 227256 and 227338 .....	1 50

## WOOD BASE

FOR SHORT ARM MACHINES USING BENCH TUCK FOLDER

No.	Plate	Name	Each
225968	10307	Bench Stand Section (back) with 225491, 225872, two each 225870, 227493 and three wood screws 2½ in., No. 16 .....	\$1 00
225984	10307	Bench Stand Section (front) with two 225870 and two wood screws 2½ in., No. 16 .....	—
228170	—	Drip Pan .....	25
225870	—	Machine Cushion (felt) .....	02
227493	12153	“ Hinge Plate 202259 with two wood screws ¾ in., No. 13 .....	08
225491	10512	Machine Rest Pin (wood) 2¾ in. long .....	04
225872	10932	“ Spring with three round head wood screws 1½ in., No. 10 .....	25
202730	10937	Rock Lever Rod 8 in. long with 202456 .....	06
*202456	—	“ “ “ Cap or Oil Guard .....	—
225895	—	Bench Stand (sectional, wood) complete, Nos. 225968 and 225984 .....	1 25

## BED SLIDE FRONT CLAMP

FOR HOLDING ATTACHMENTS AT THE LEFT OF THE NEEDLE

No.	Plate	Name	Each
226090	10395	Bed Slide (front) with 200872E and two 200675c .....	\$ 40
226091	10395	Bed Slide (front) Clamp .....	30
200872E	10395	“ “ “ “ Screw Stud .....	05
201559B	10395	“ “ “ “ “ “ “ “ Thumb Nut .....	16
226092	10395	Bed Slide (front) Clamp Spring .....	01
200675c	10395	“ “ “ Guide Screw Stud .....	05
226093	10962	Bed Slide (front) Clamp complete, Nos. 201559B, 226090, 226091 and two 226092 .....	1 00

## RIBBON REELS

No.	Plate	Name	Each
226200	—	Ribbon Reel (6 in. diam.), with 225666 and three 225667 .....	\$ 45
226211	—	Ribbon Reel (holding projection, 6¾ in. diam.) with 226212 and 226213 .....	30
225663	10321	Ribbon Reel (9 in. diam.), with 225666 and three 225667 .....	50

No.	Plate	Name	Each
226212	10911	Ribbon Reel Center Pin .....	\$ 02
226213	10911	" " " " Washer .....	05
225664	10908	" " Supporting Spindle .....	10
225665	10320	" " " " Base with 225664 and two wood screws 3/4 in., No. 7 .....	20
230471	---	Ribbon Reel Supporting Spindle Hub .....	25
225666	10320	" " " " " 230471 with 225980 .....	35
225980	---	Ribbon Reel Supporting Spindle Hub Base .....	10
225667	10319	" " " " " " " Rivet .....	01
226201	---	Ribbon Reel (6 in. diam.) complete, Nos. 225665 and 226200 .....	65
225976	---	Ribbon Reel (9 in. diam.) complete, Nos. 225663 and 225665 .....	70

### THREAD UNWINDER

FOR MACHINE NO. 61 w 26

No.	Plate	Name	Each
202486	---	Spool Pin .....	\$ 03
202487	---	" Rest .....	25
202488	10278	" " 202487 with 200363c, 200383c and two 202486 .....	35
202489	10278	Spool Rest Rod .....	05
200383c	10246	" " " Set Screw .....	02
200383c	10246	" " " Set Screw .....	02
202490	10278	" Stand with 200383c .....	20
202491	10278	" Washer (steel) .....	02
202492	10278	" Weight with 202493 .....	25
202493	---	" " Center with 202793 and 203163 .....	10
203163	---	Spool Weight Center Bushing .....	03
202793	10278	" " Thread Guide .....	05
202794	10278	Thread Eyelet Rod .....	15
200363c	10248	" " " Set Screw .....	03
202795	10278	Thread Unwinder complete, Nos. 202488 to 202490, 202794, two each 202491, 202492 and three wood screws 1 in., No. 13 .....	1 25

### UNDER DRIVER

No.	Plate	Name	Each
202457	10959	Cone Pulley (grooved), two speed, 3 3/4 in. and 4 1/4 in. diam., with 227553 .....	\$1 35
25362	12321	Cone Pulley Ball, size 5/16 in. ....	02
204100	12321	" " " Bearing Cup .....	12
204101	12321	" " " Cap .....	02
204102	12321	" " " Retaining Spring ....	05
227553	12322	Cone Pulley Ball Cup complete, Nos. 204100 to 204102 and thirteen 25362 ...	15
202459	10959	Driving Pulley, 7 1/4 in. diam., with 202460 and 204105 .....	75
202460	10959	Driving Pulley Friction Ring (leather)...	05
204105	12321	" " " Stop Pin...	01
227743	---	" " Shaft (hollow) with 204109, 204110, 204112 and two 204111 .....	60
202461	10959	Driving Pulley Shaft 227743 with 204107, 204108 and eleven 25363 .....	1 00
25363	12321	Driving Pulley Shaft Ball, size 3/8 in. ....	03
204107	12321	" " " " Cup .....	10
204108	12321	" " " " " Cap ....	02
204109	---	" " " Oil Plug .....	01
204110	---	" " " Oiling Leather ....	02
204111	---	" " " " " Pin (leather) .....	01
204112	12322	Driving Pulley Shaft Oiling Wick .....	01
200524c	12321	" " " Set Screw .....	06
204113	12321	" " " Thimble .....	10
227734	10959	Frame with 200524c .....	80
227735	10959	Lever Brake with 200524c, 204122 and two 200374c .....	25
227736	10959	Lever Brake 227735 with 2000820 and 227737 .....	60
227737	10959	Lever Brake Belt Guard .....	20
2000820	12321	" " " " Screw .....	03
204122	12322	" " Leather .....	05
200374c	10668	" " " Set Screw .....	02
200524c	12321	" " Set Screw .....	06
204123	12322	" " Spring .....	05
202463	10959	" (compression) with 204117, two each 200524c and 202845 .....	45
204117	12321	Lever Compression Plate .....	10
202845	12321	" " " Rivet .....	01

## Under Driver

No.	Plate	Name	Each
202464	10959	Lever Compression Shaft with 202302..	\$ 20
202302	10248	" " " Cotter Pin ..	01
200524c	12321	" " " Set Screw ...	06
27070	10959	Shaft Pulley (sectional grooved), 10 in. diam., 1 $\frac{3}{8}$ in. bore, with two 597c .....	45
597c	10907	Shaft Pulley Clamping Screw .....	08
227976	10959	Treadle with 200540b .....	45
227977	10959	" 227976 with 227978 .....	60
227978	10959	" Adjustable Connecting Slide ...	15
200540d	10907	" " " " Set Screw .....	10
202468	10959	Treadle Pitman Rod (lower or upper)..	05
204126	12321	" " " Clamp with two 200530c .....	20
200530c	12321	Treadle Pitman Rod Clamp Set Screw..	05
227980	10959	Treadle Pitman complete, Nos. 204126 and two 202468 .....	30
204127	10959	Treadle Stand (left) with two wood screws 1 in., No. 13 .....	08
204128	10959	Treadle Stand (right) with two wood screws 1 in., No. 13 .....	08
227981	—	Treadle and Stand complete, Nos. 204127, 204128 and 227977 .....	75
227982	—	Treadle and Pitman complete, Nos. 227980 and 227981 .....	90
227738	—	Transmitter complete, Nos. 202457, 202459, 202461, 202463, 202464, 204113, 204123, 227734, 227736 and three wood screws 1 $\frac{3}{4}$ in., No. 15 .....	3 00
227984	—	Under Driver (ball bearing) lever pressure, right hand, two speed com- plete, Nos. 27070, 227738 and 227982..	4 00

## PLATE 10235—ONE-HALF SIZE

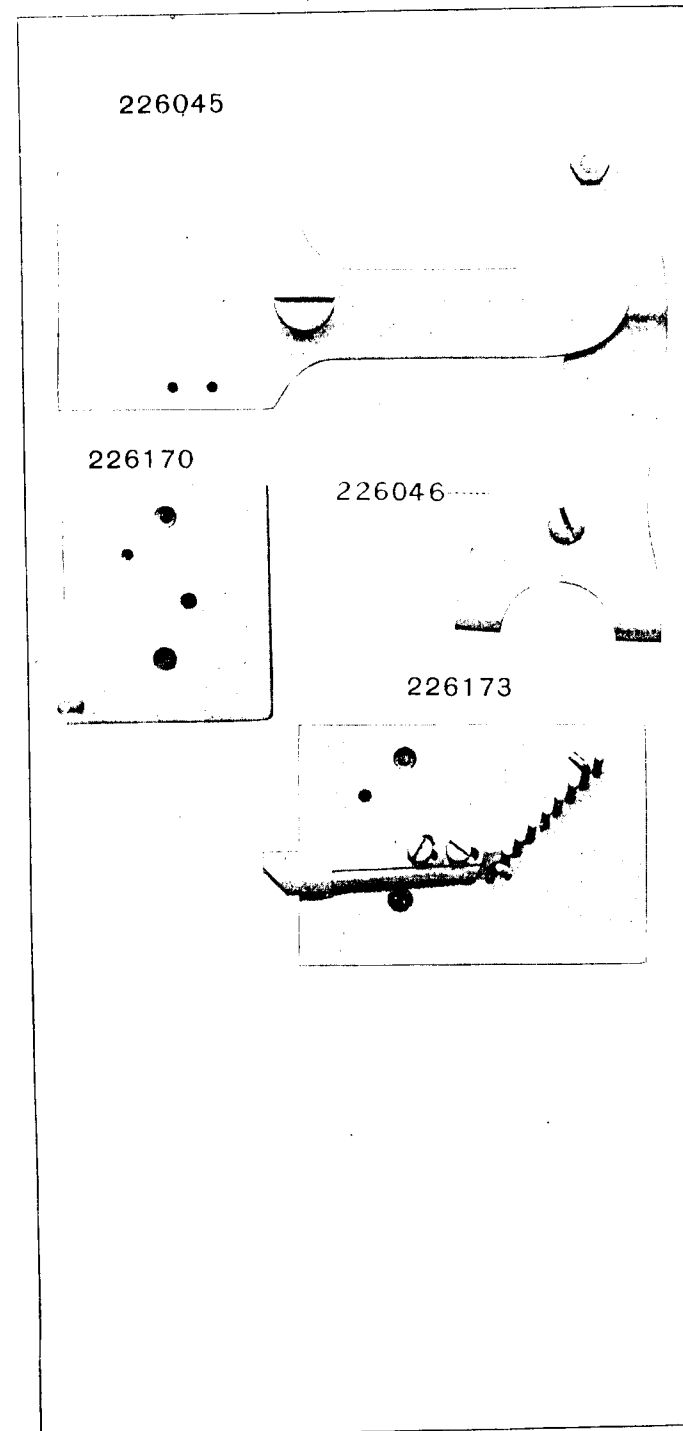




PLATE 10244-FULL SIZE

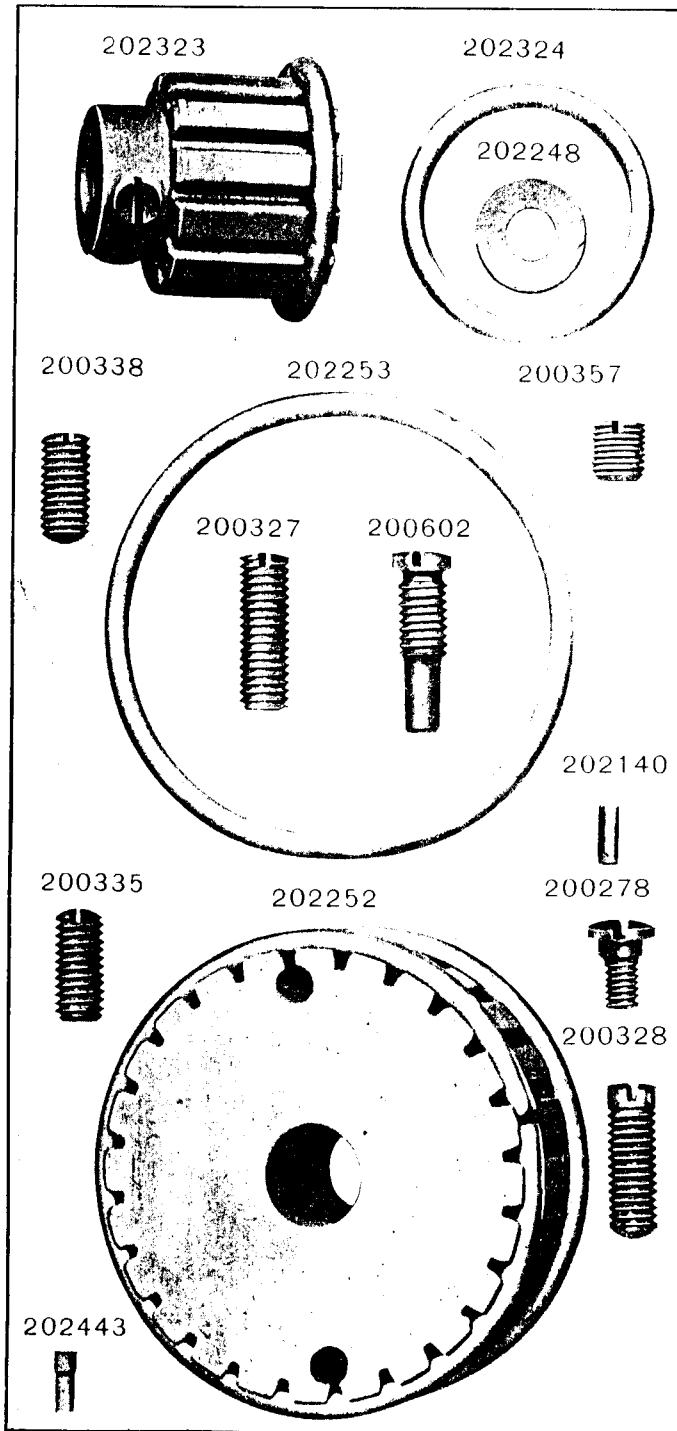


PLATE 10245-FULL SIZE

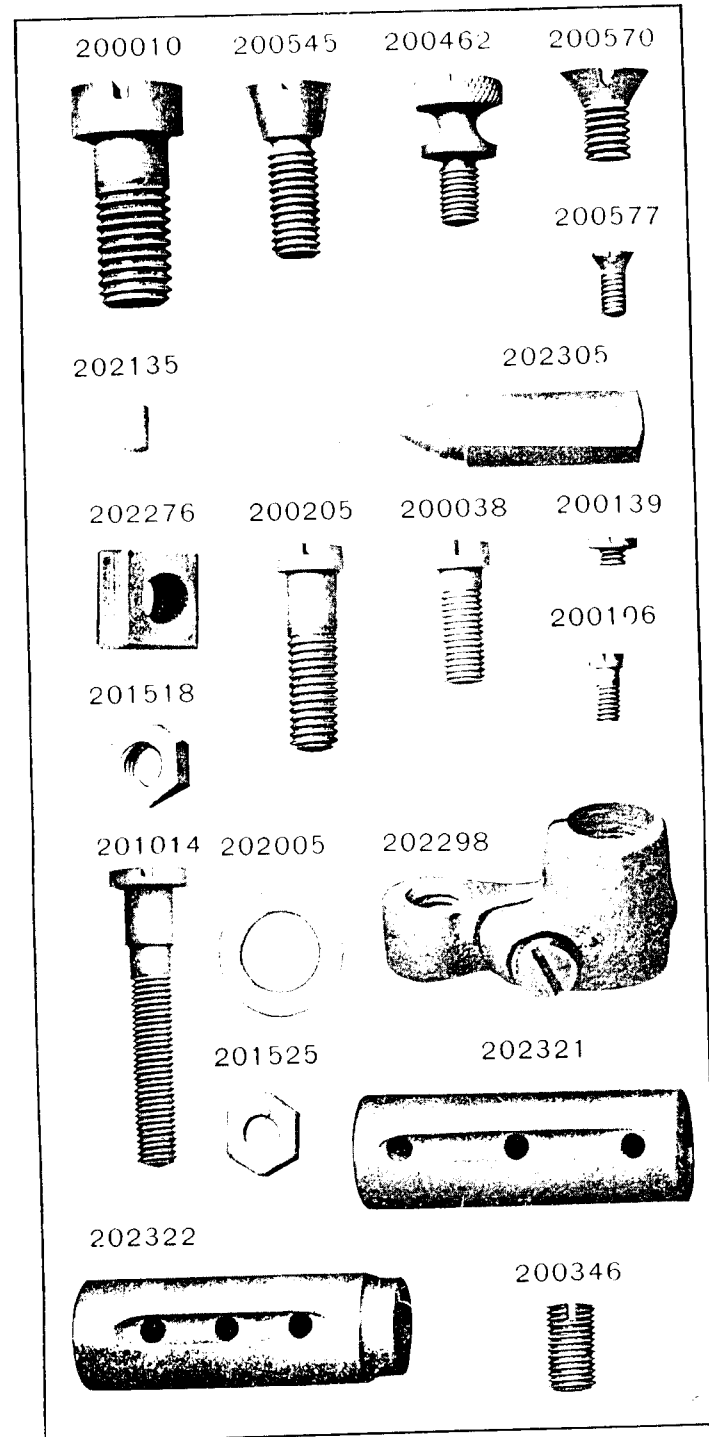


PLATE 10246-FULL SIZE

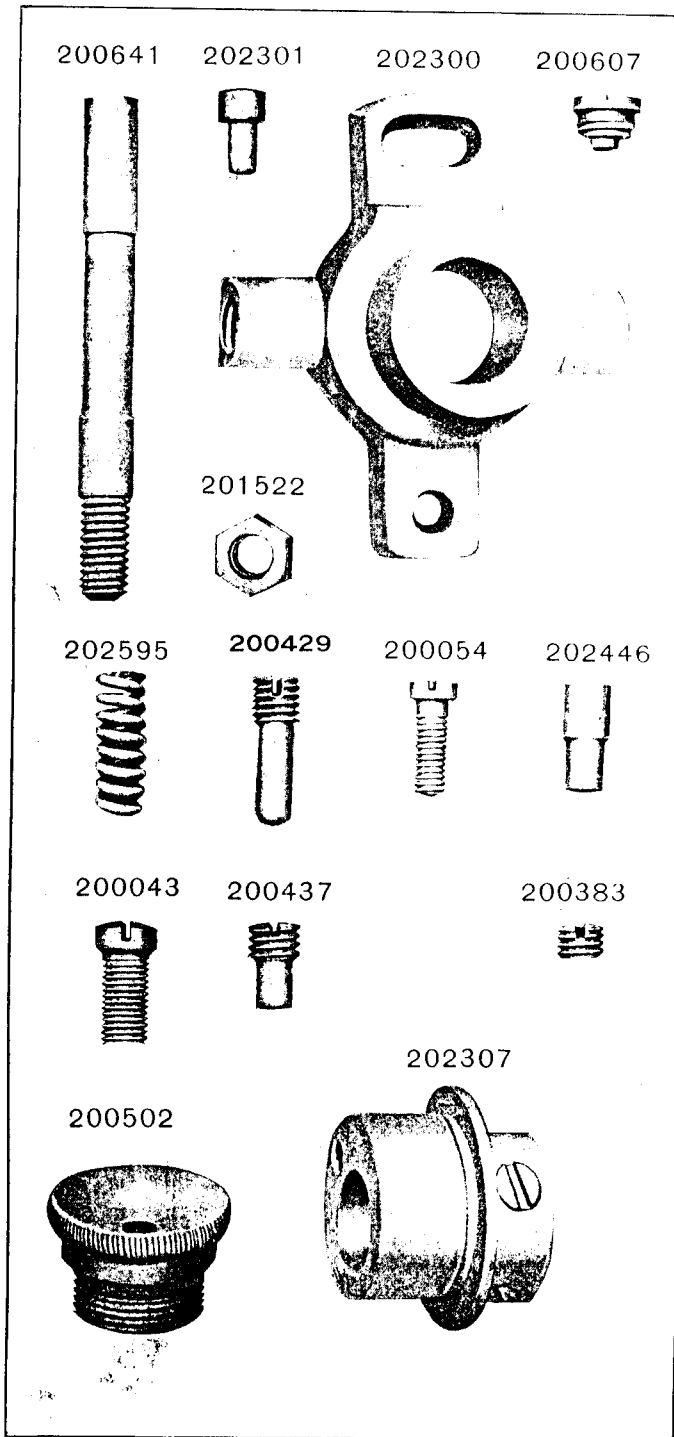


PLATE 10247-FULL SIZE

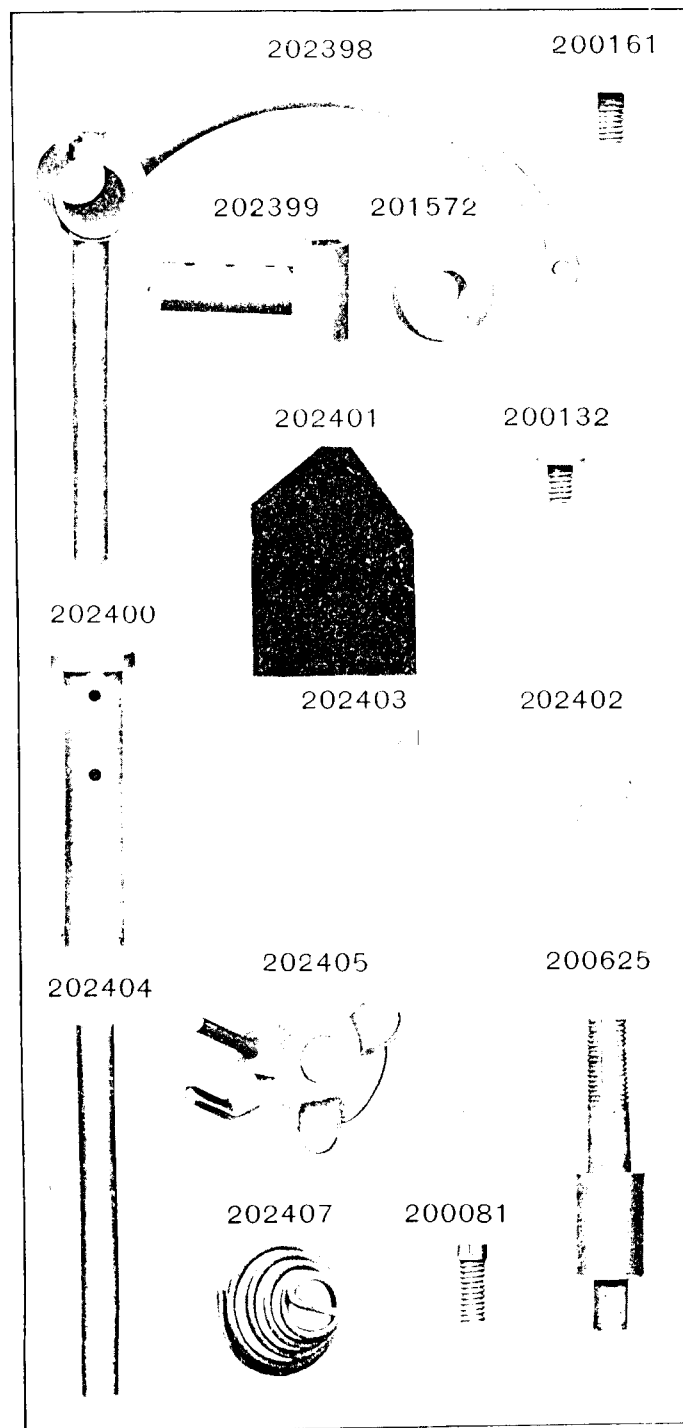


PLATE 10248—FULL SIZE

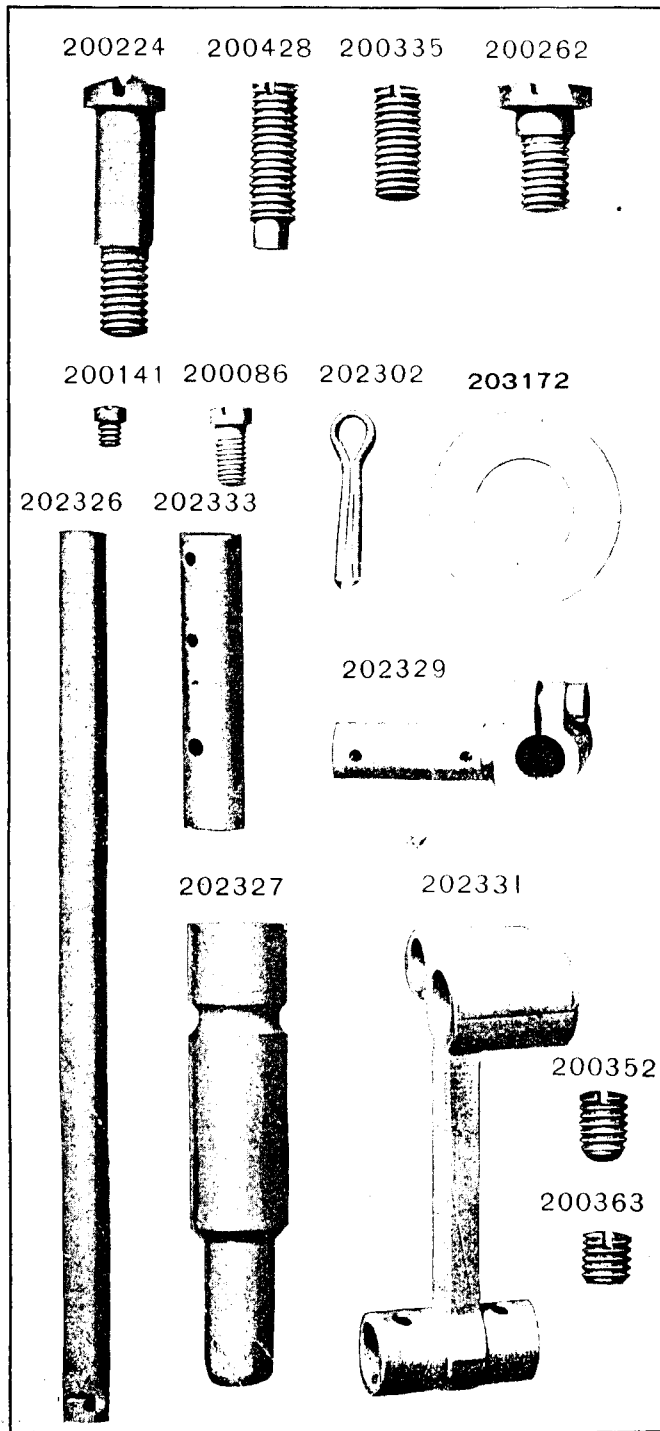


PLATE 10249—FULL SIZE

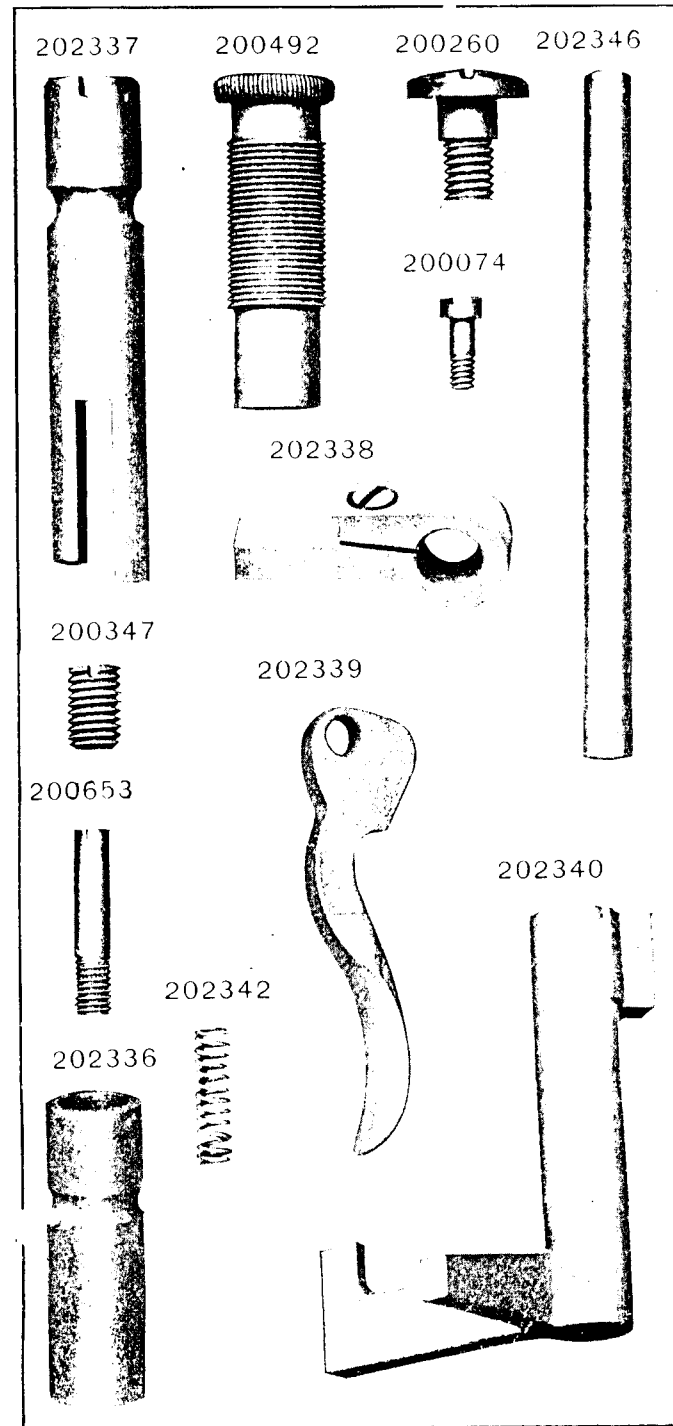


PLATE 10259-FULL SIZE

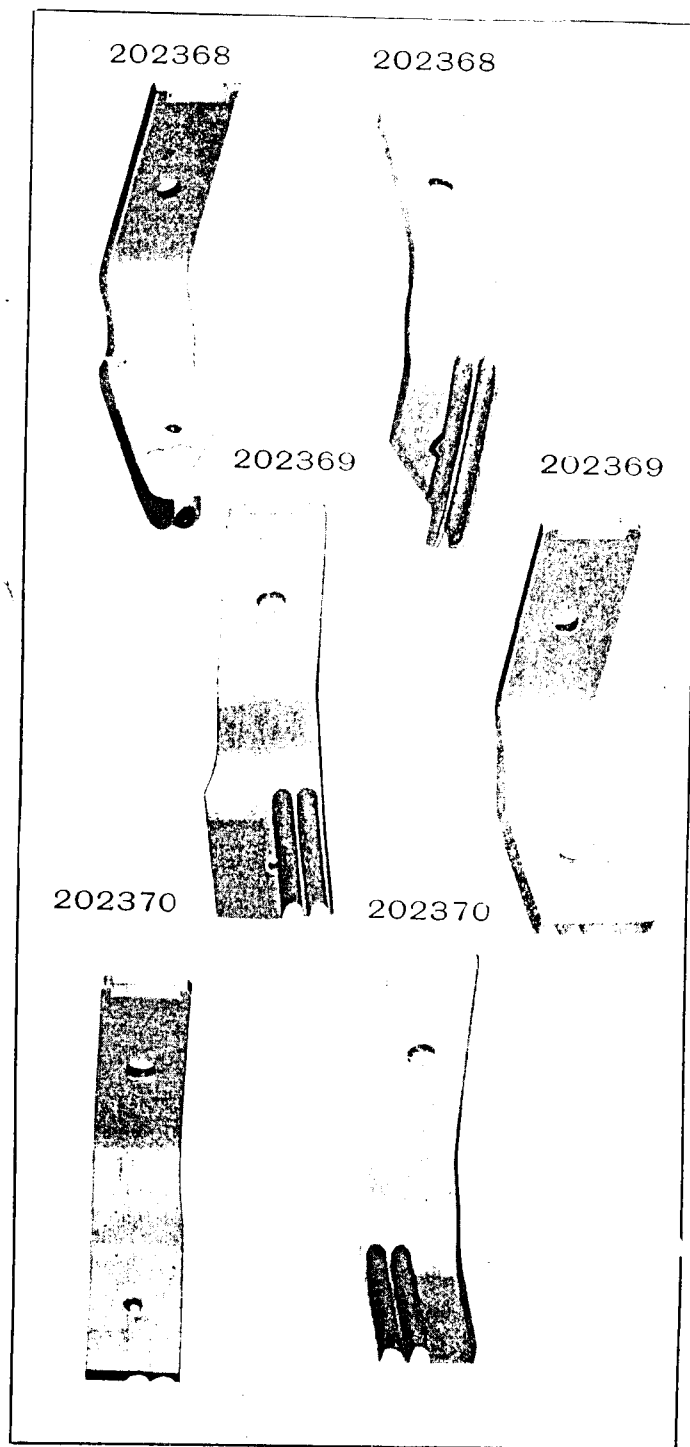


PLATE 10263-FULL SIZE

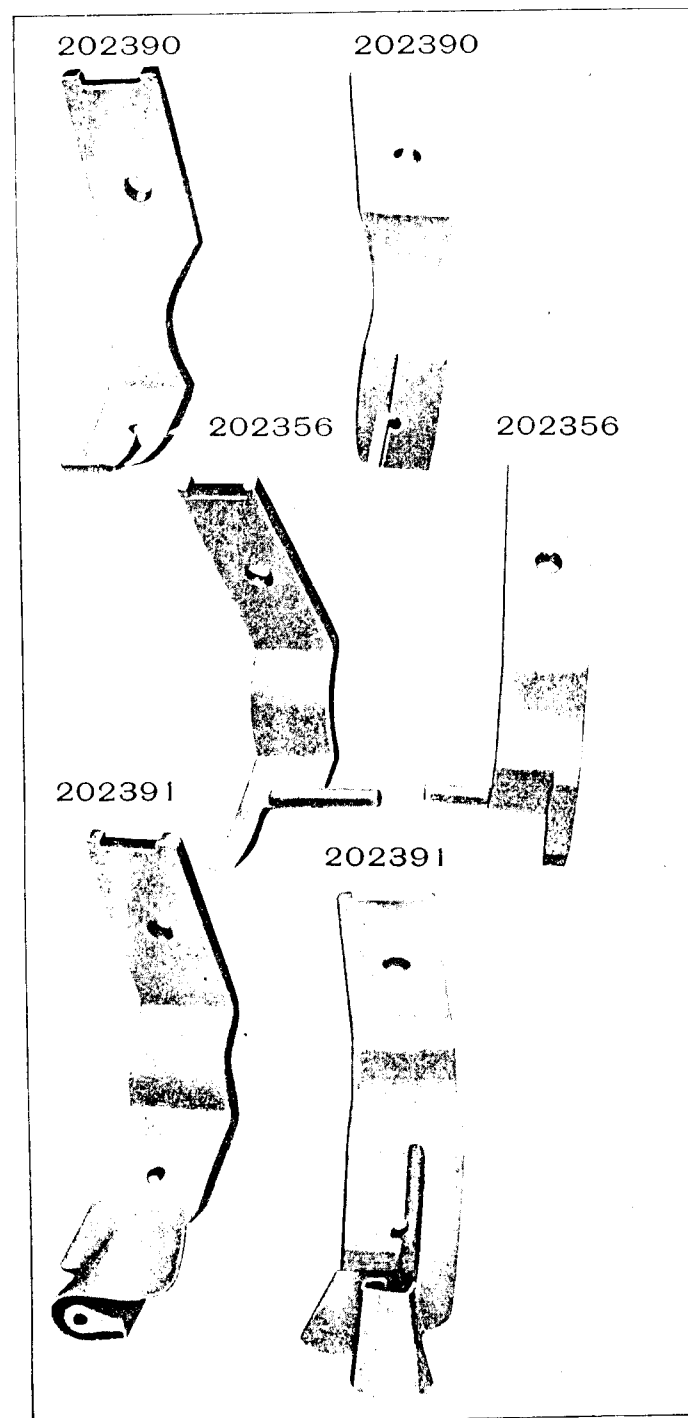


PLATE 10274-FULL SIZE

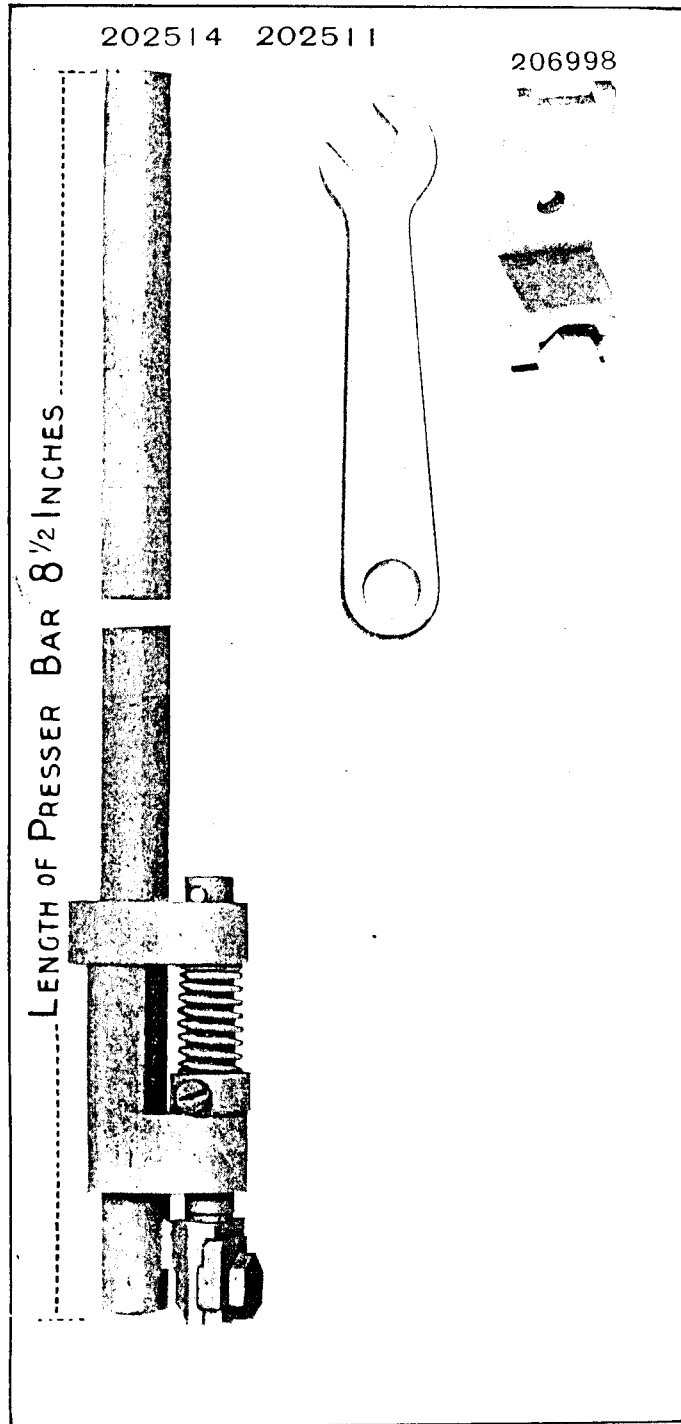


PLATE 10275-FULL SIZE

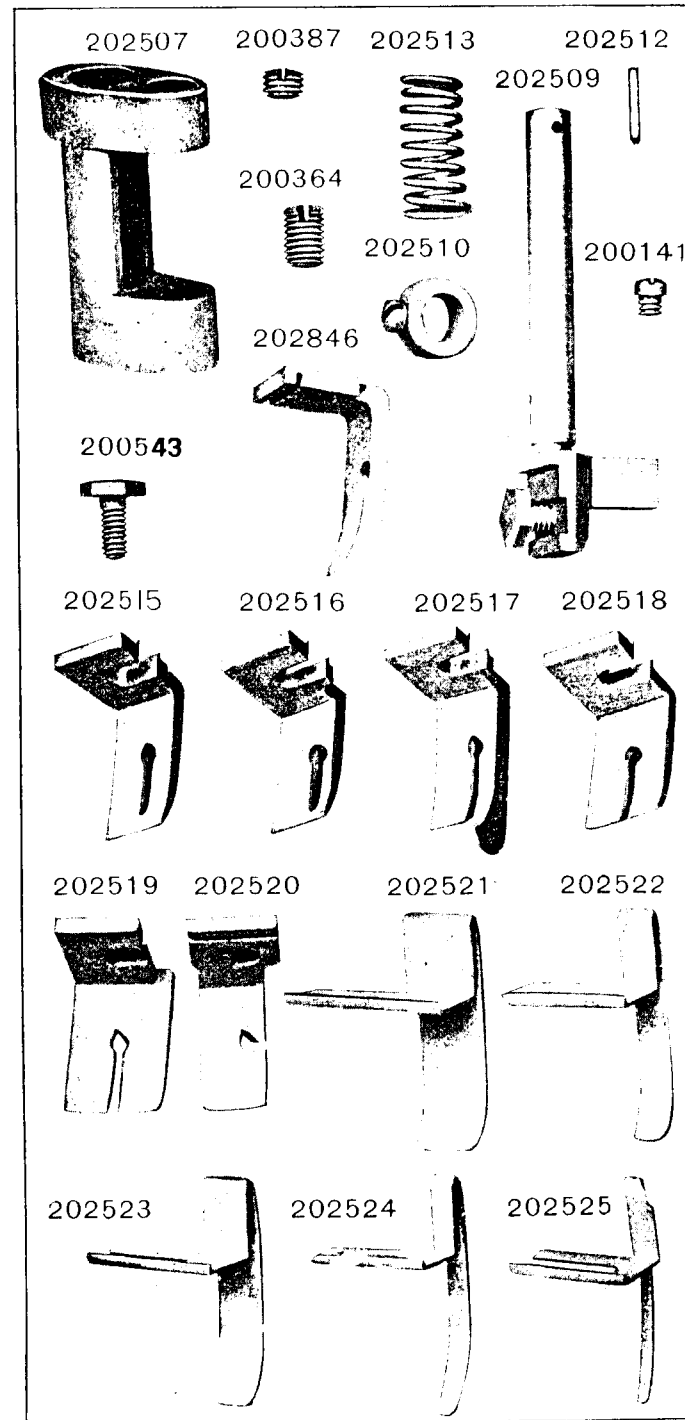


PLATE 10278—ONE-FOURTH SIZE

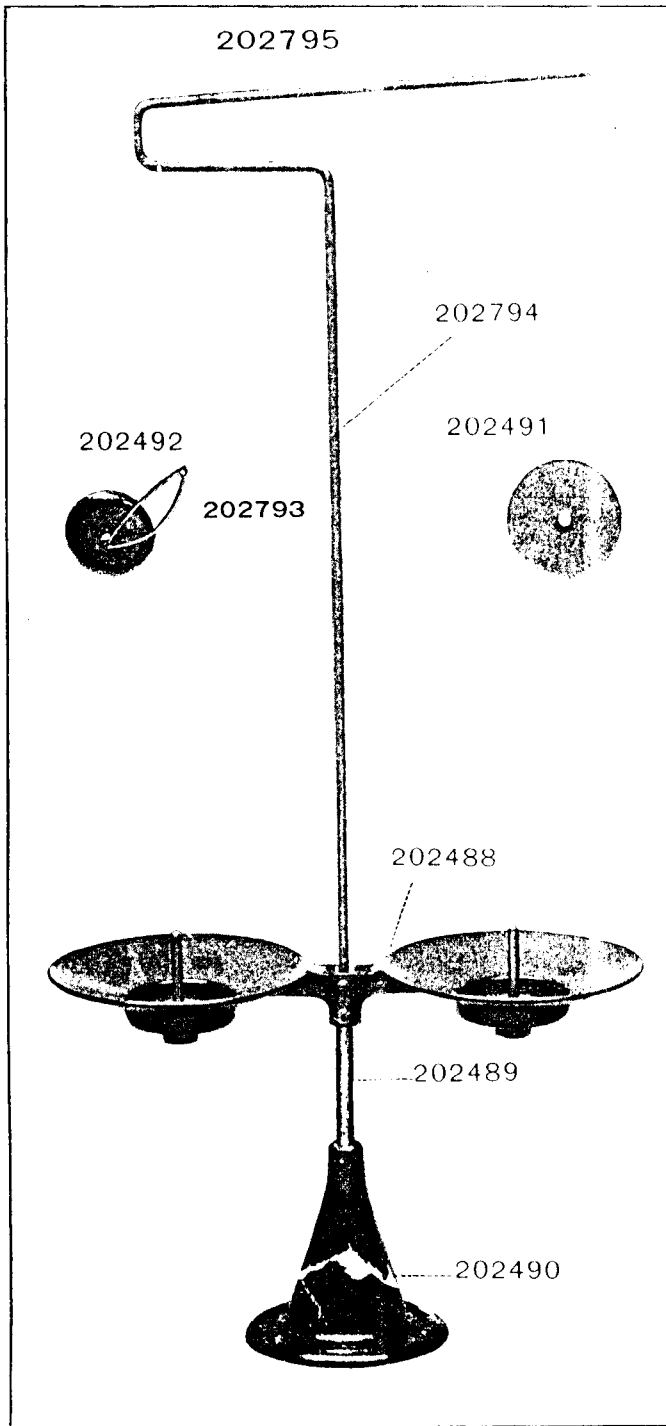


PLATE 10283—FULL SIZE

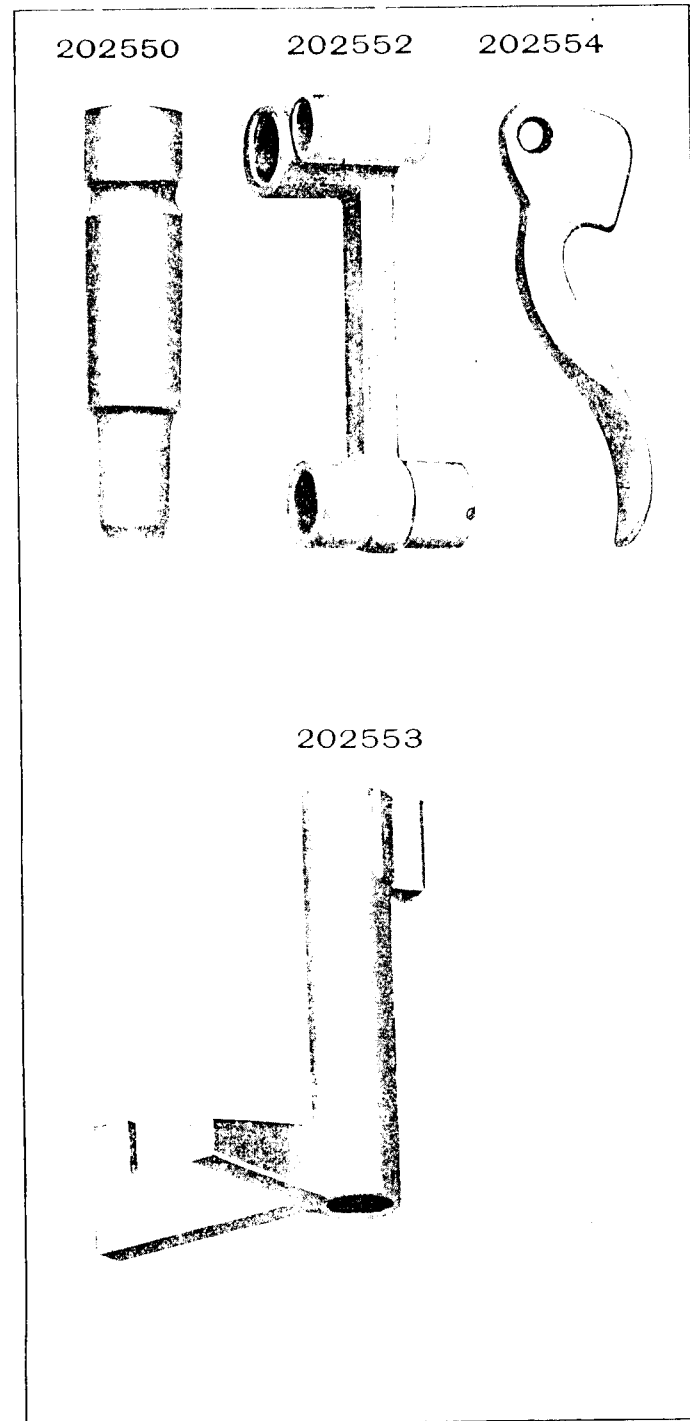


PLATE 10285-FULL SIZE

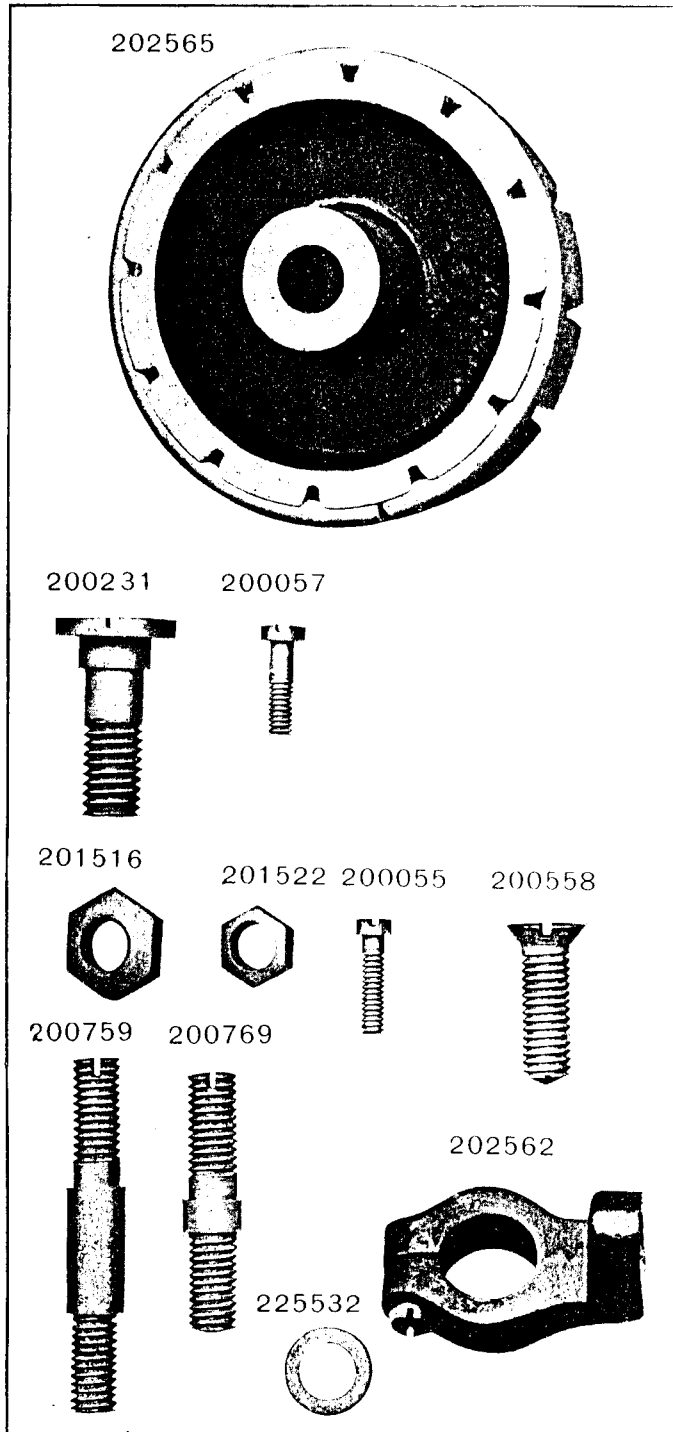


PLATE 10286-FULL SIZE

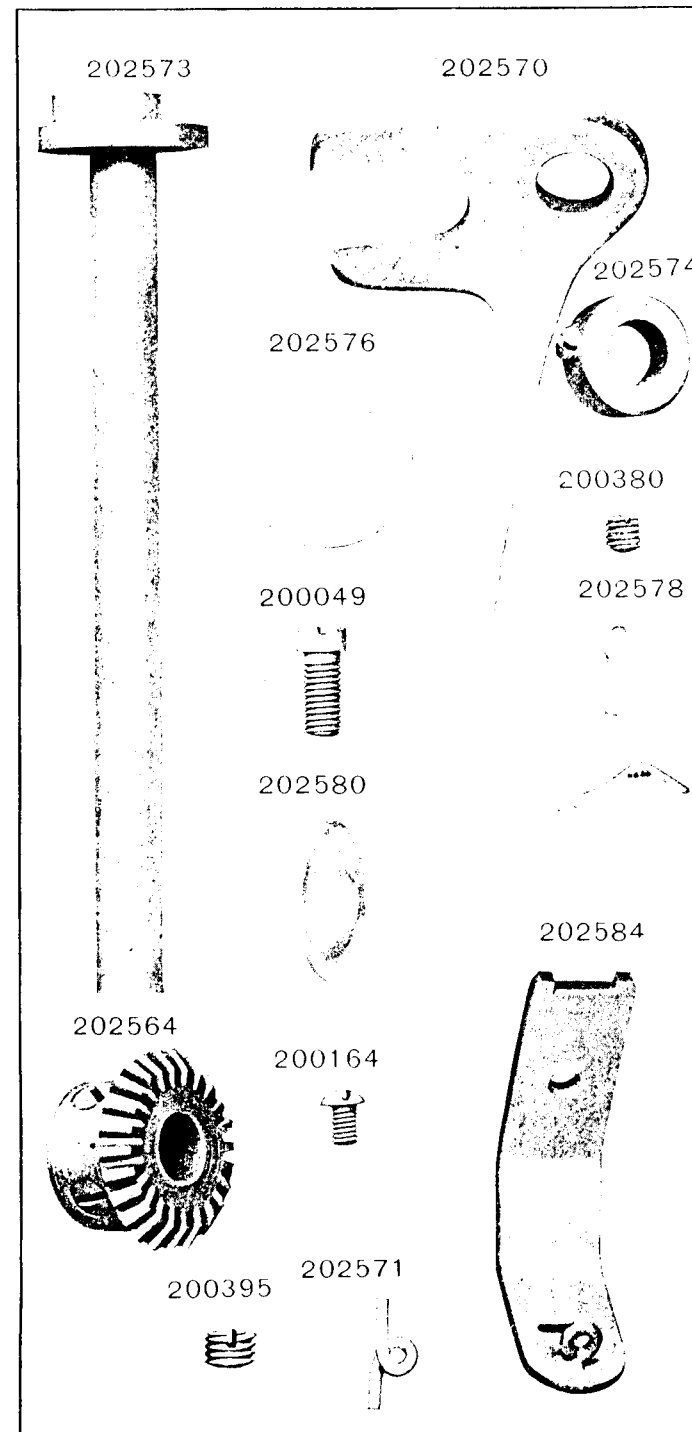


PLATE 10288—FULL SIZE

202609




202668



200364



202607



202556



202608



202090



202862



202562



PLATE 10307—ONE-EIGHTH SIZE

225984



225968






PLATE 10309-FULL SIZE

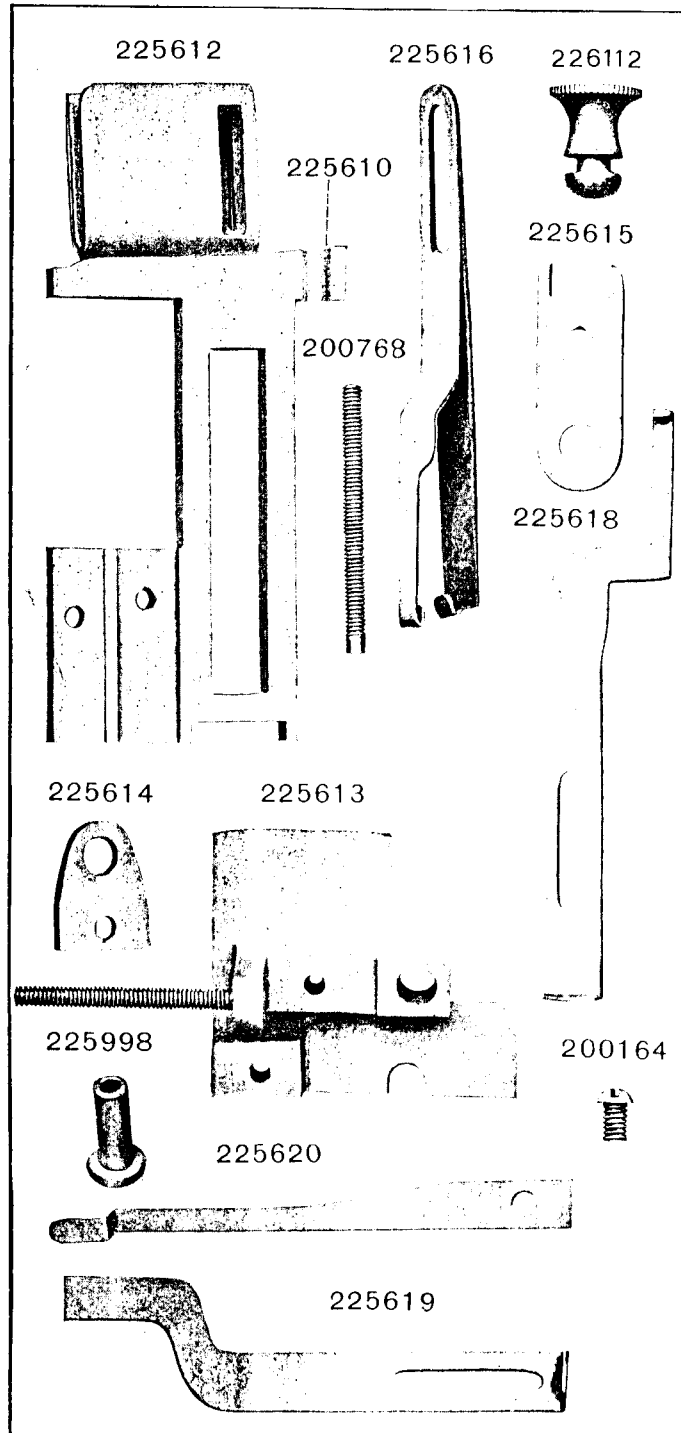


PLATE 10310-FULL SIZE

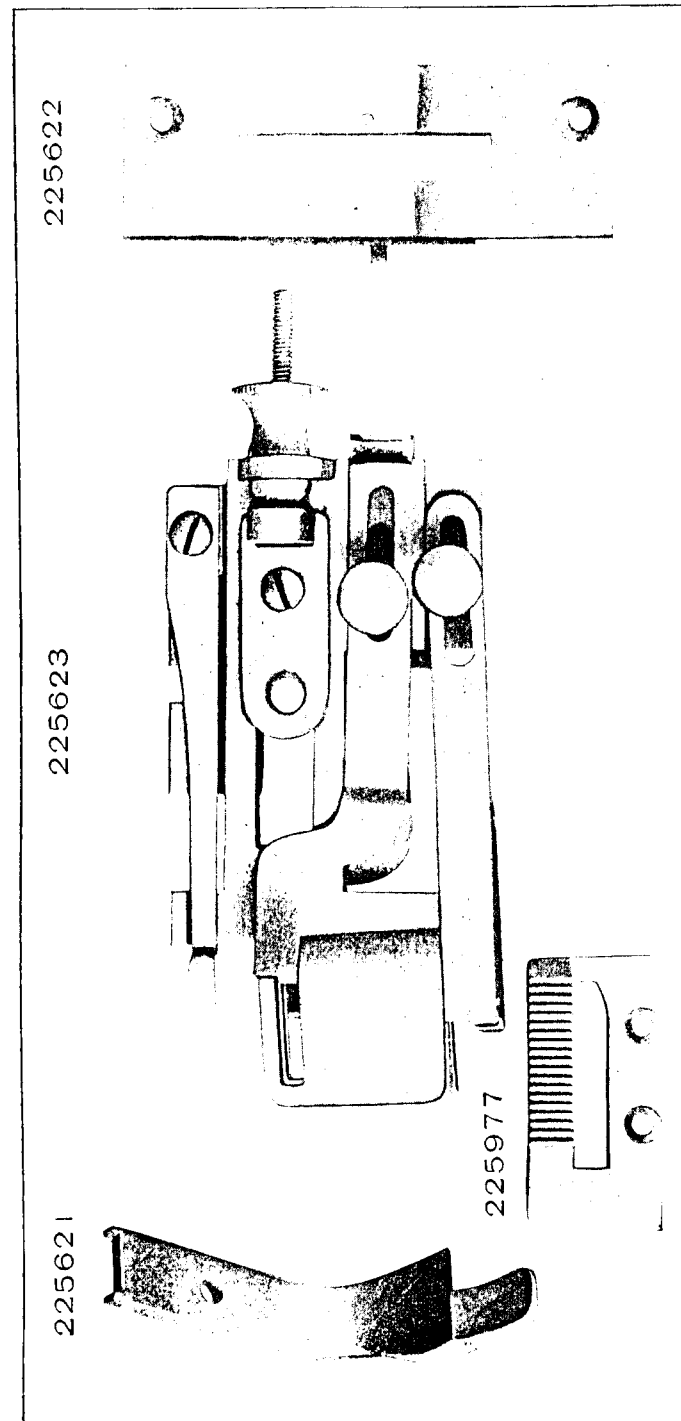


PLATE 10311-FULL SIZE

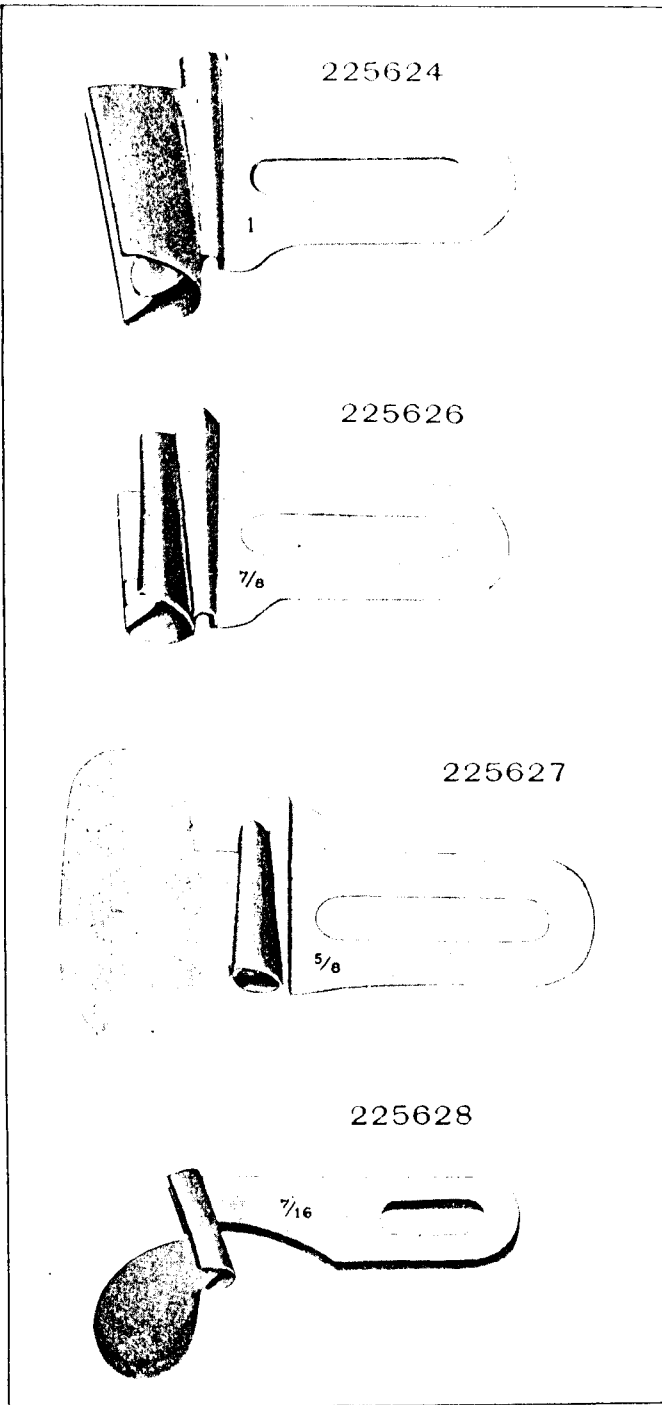


PLATE 10312-FULL SIZE

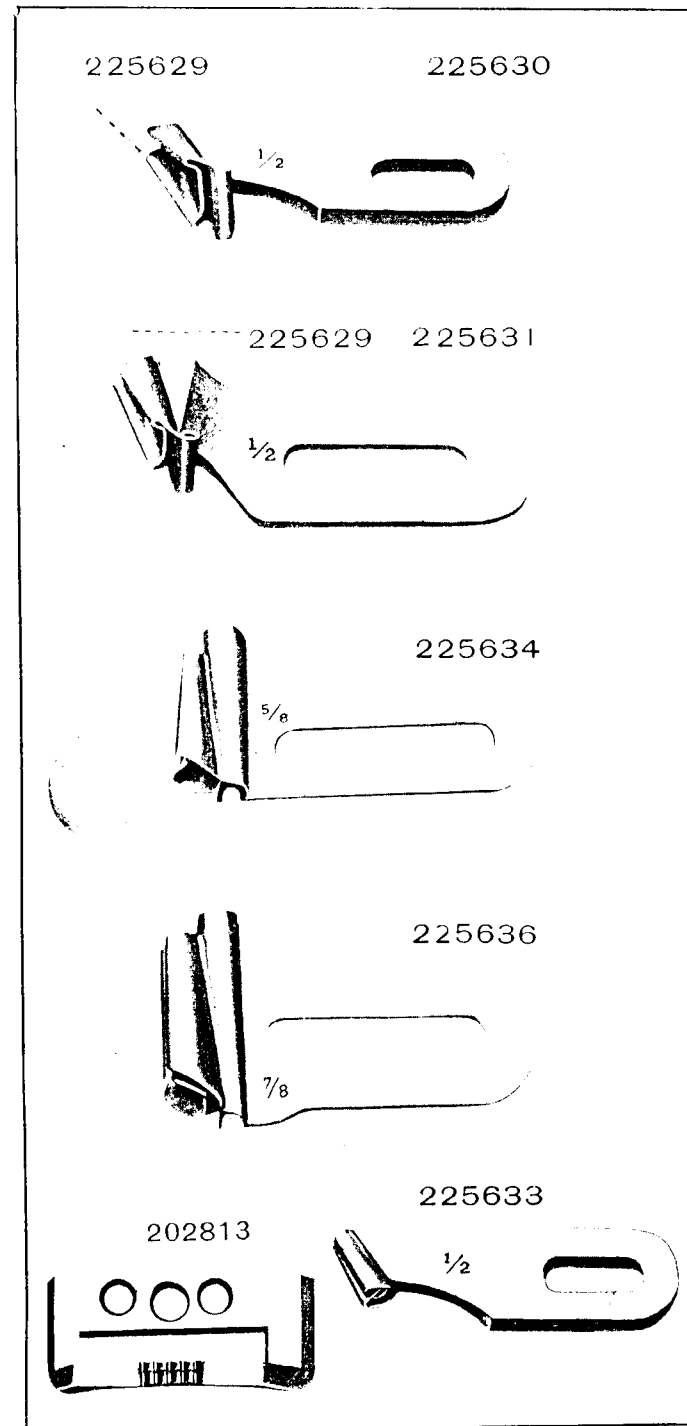


PLATE 10313-FULL SIZE

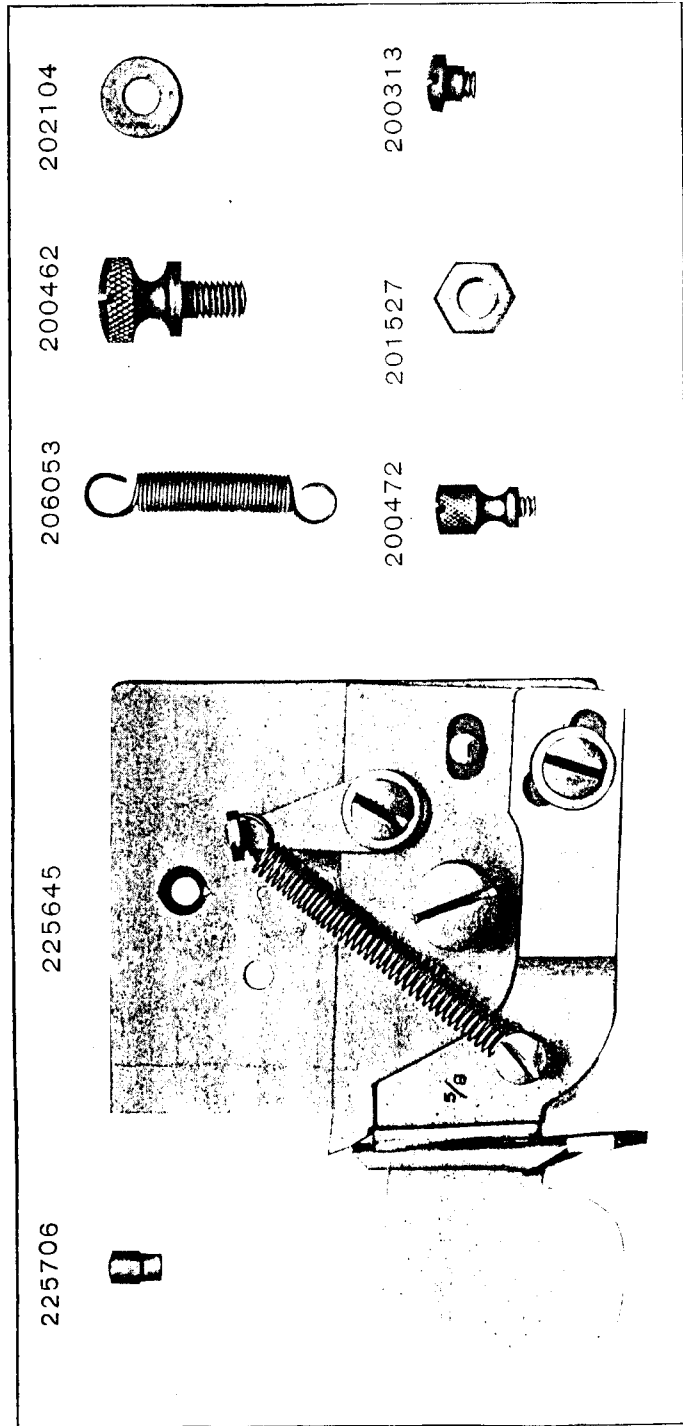


PLATE 10314-FULL SIZE

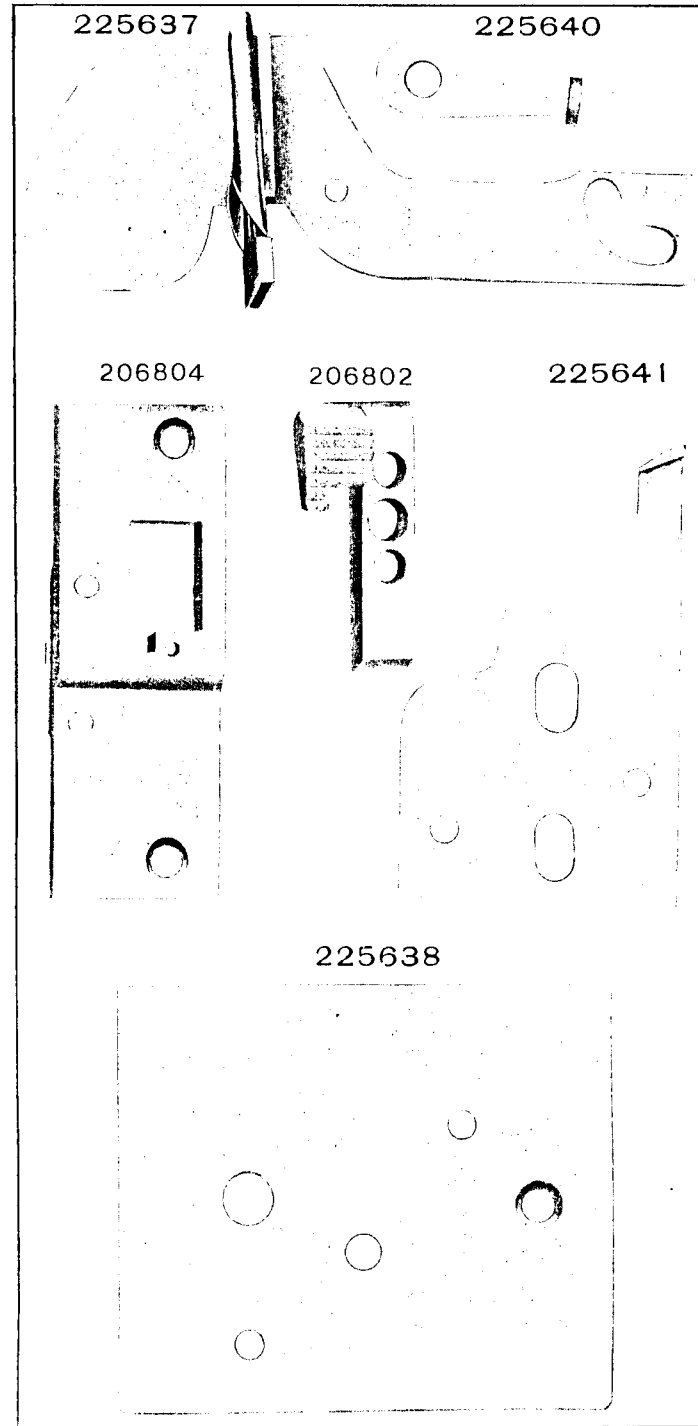
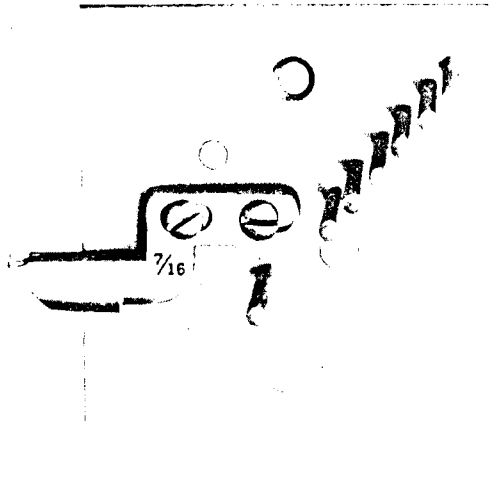



PLATE 10315-FULL SIZE

225650



225647



225648



200155



225649


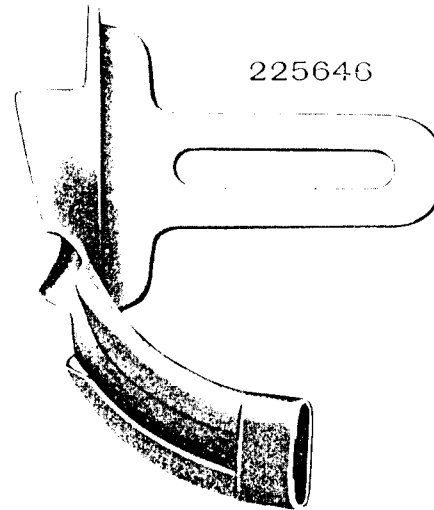


PLATE 10316-FULL SIZE

225646



225659



PLATE 10318—FULL SIZE

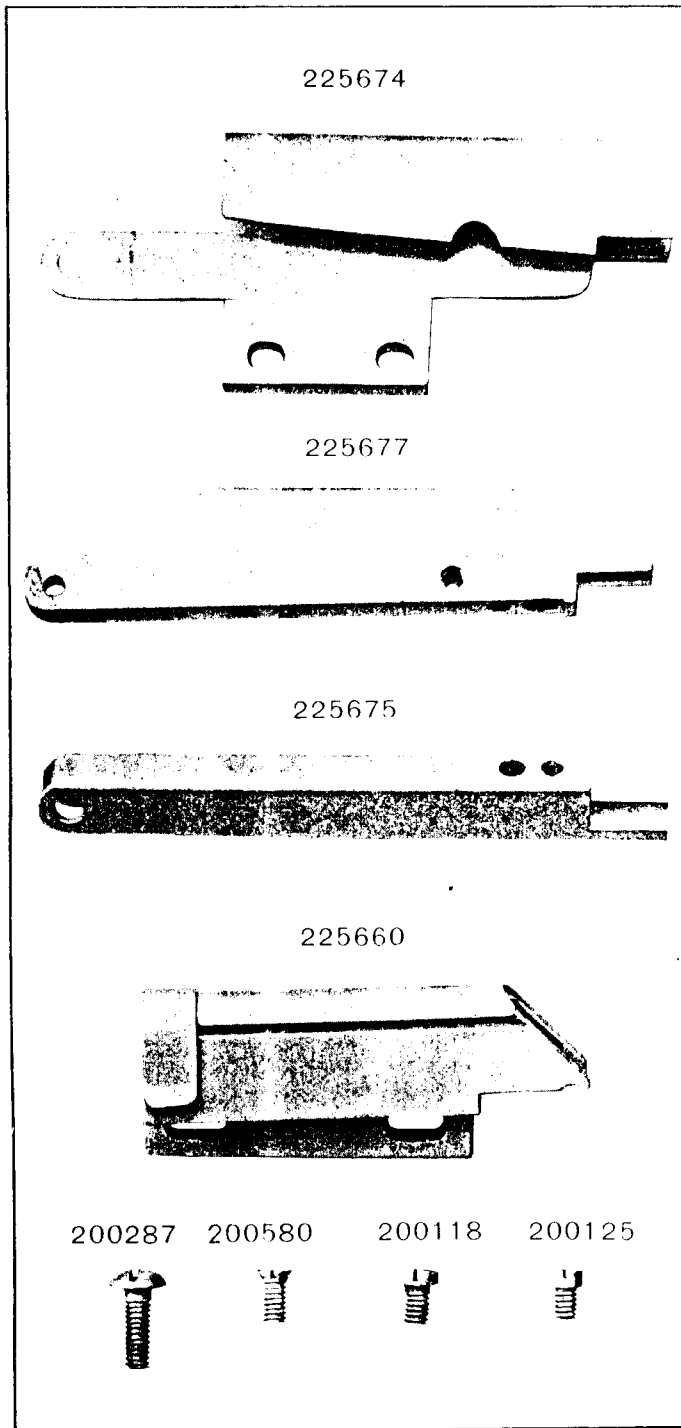


PLATE 10319—FULL SIZE

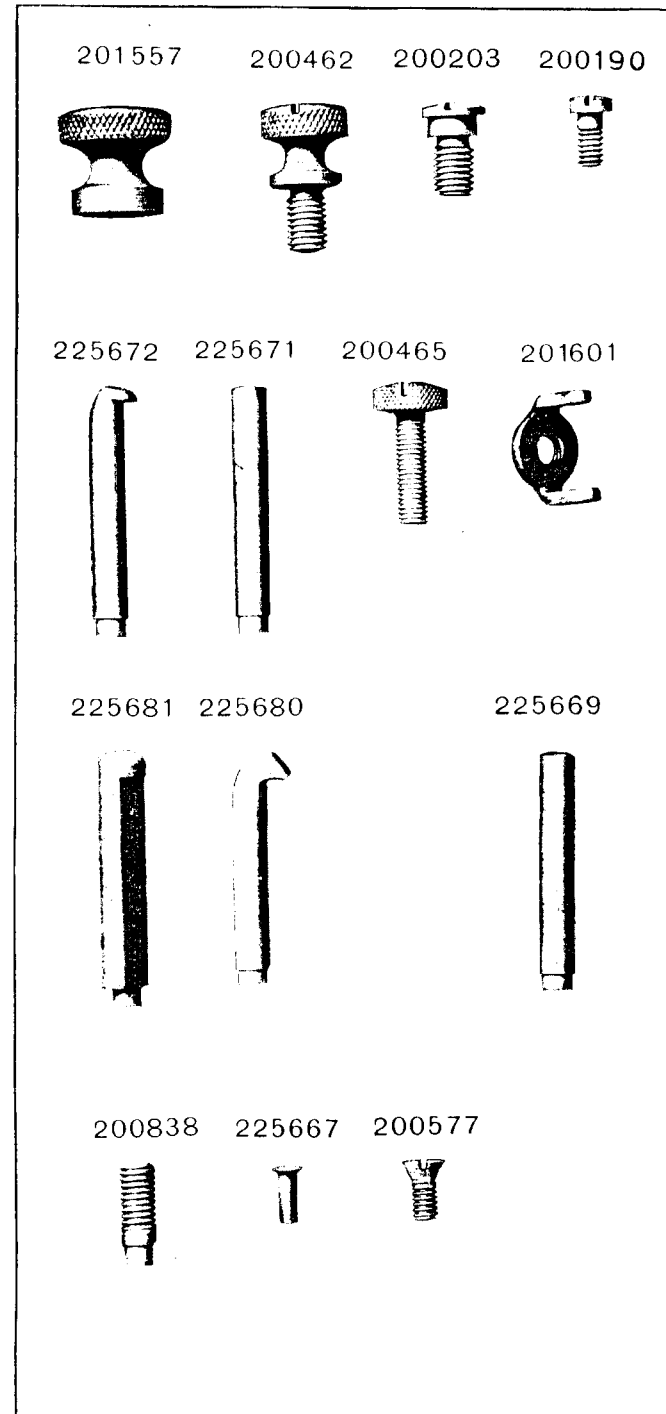


PLATE 10320—ONE-HALF SIZE

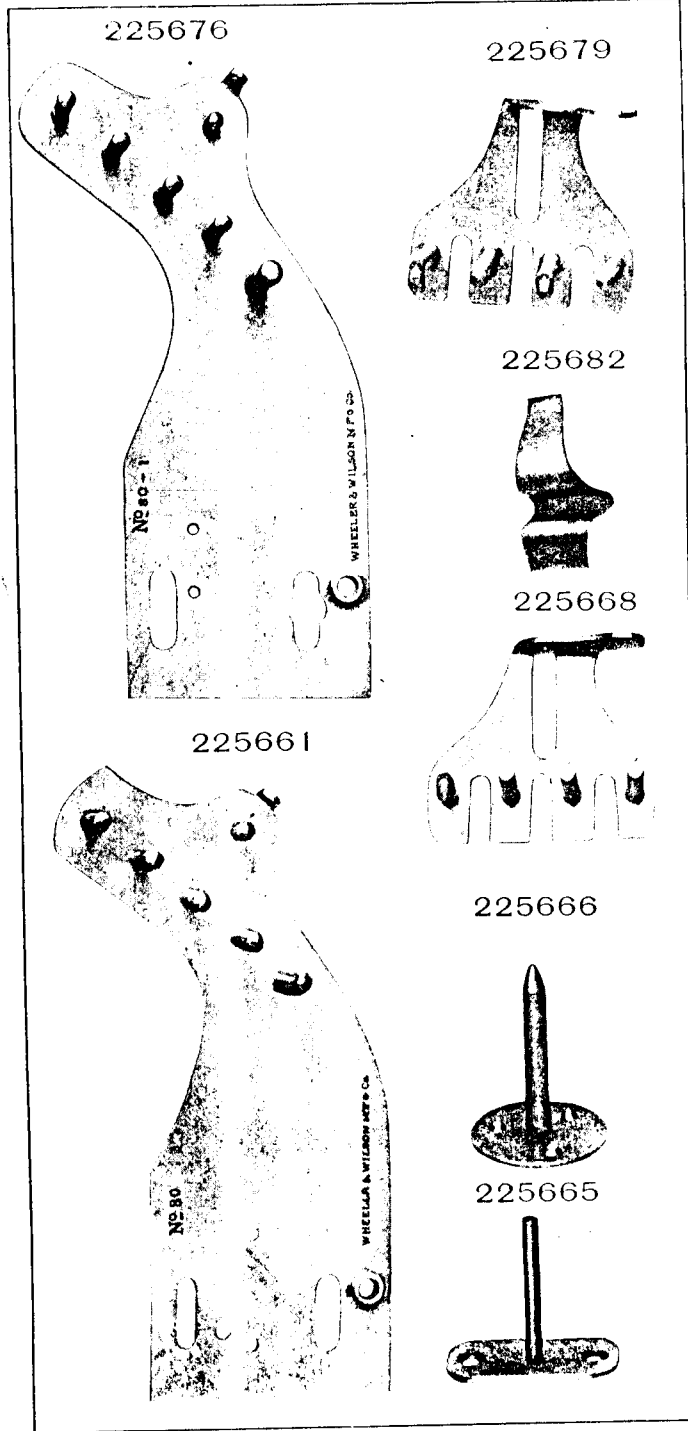


PLATE 10321—ONE-FOURTH SIZE

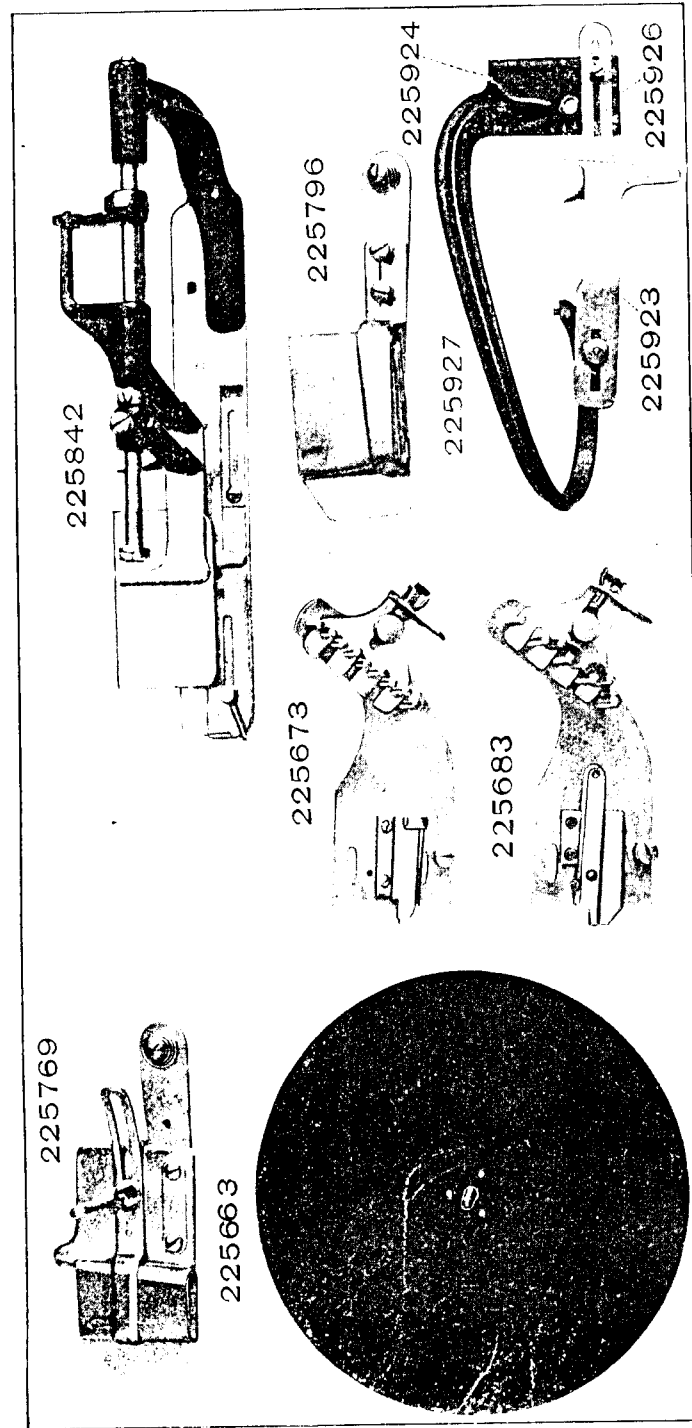


PLATE 10322-FULL SIZE

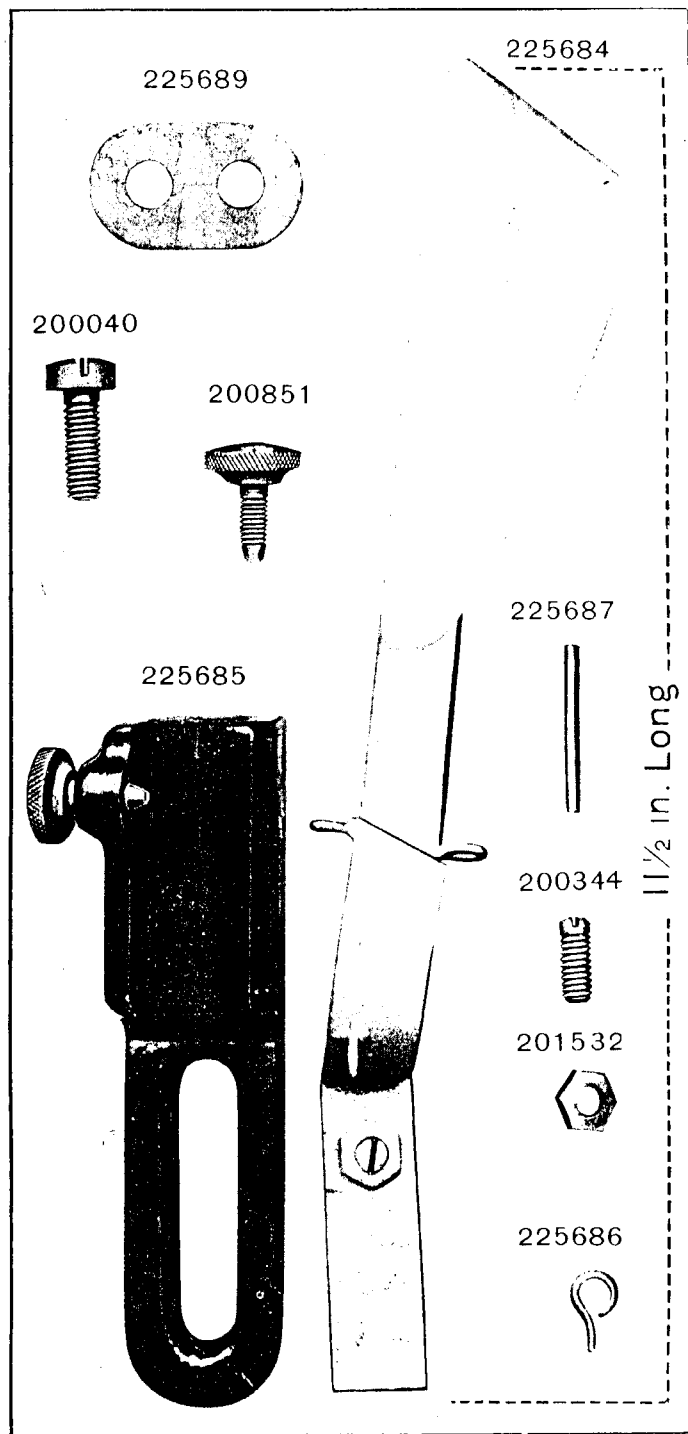


PLATE 10325-FULL SIZE



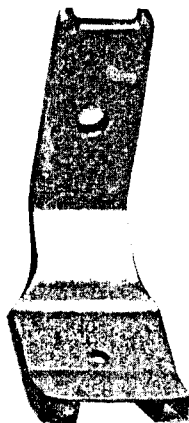
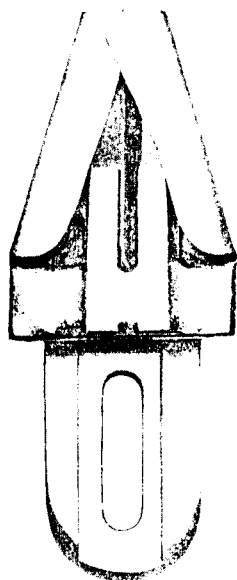


PLATE 10327-FULL SIZE

225703



225728

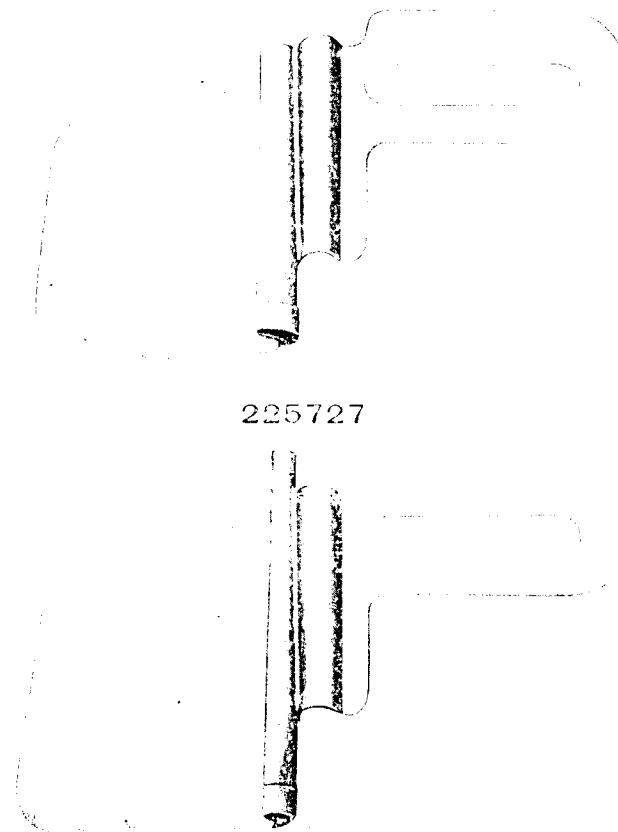


225702




PLATE 10333-FULL SIZE

225726



225727



225774

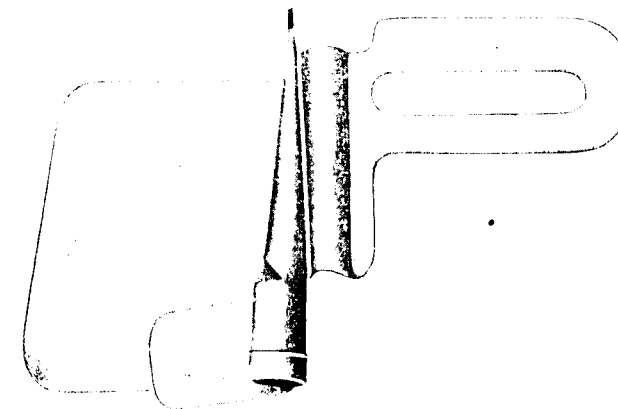




PLATE 10334-FULL SIZE

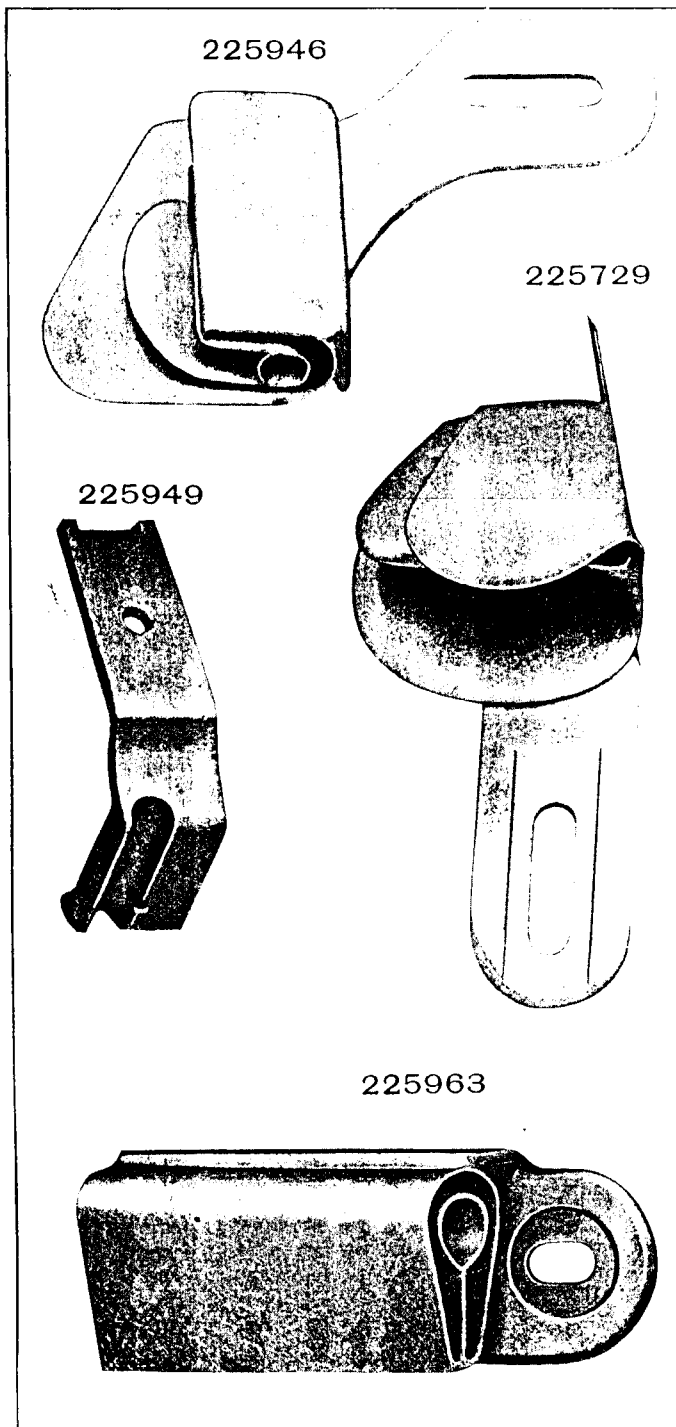


PLATE 10335-FULL SIZE

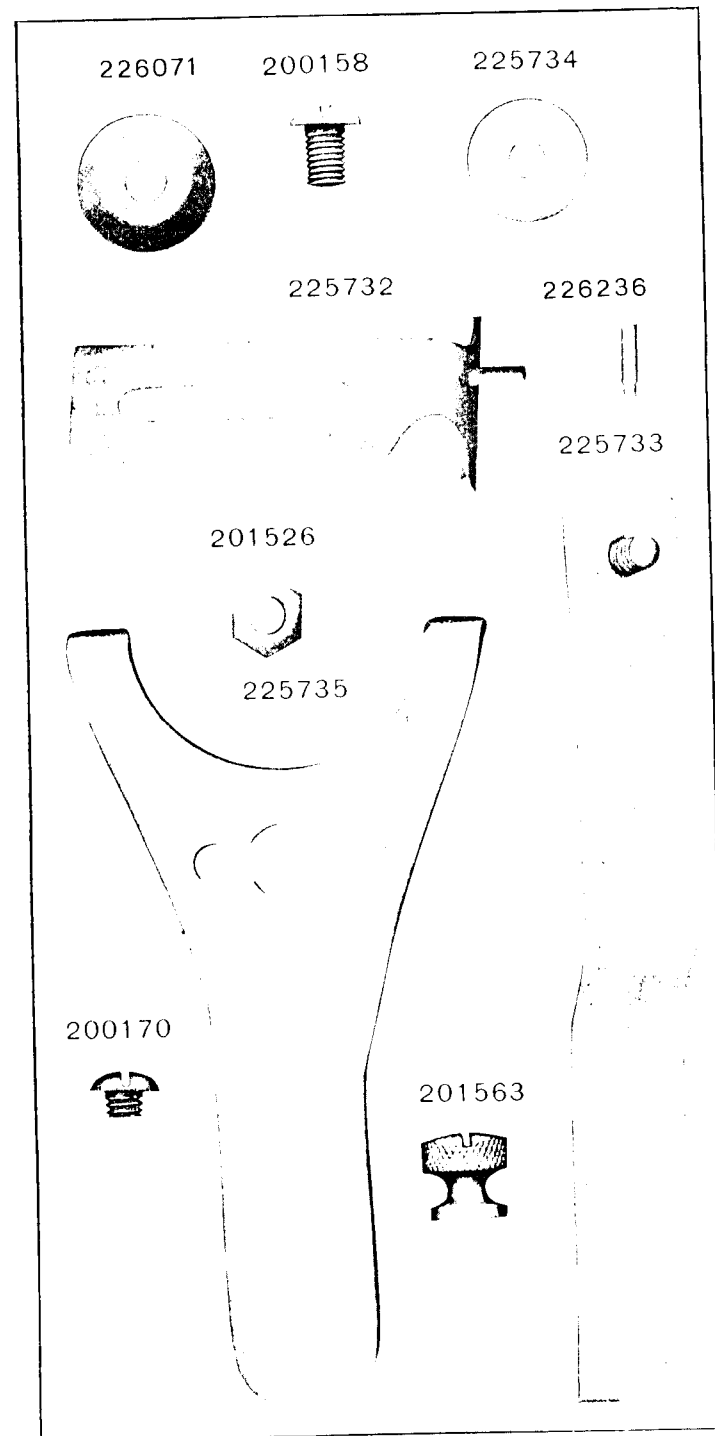


PLATE 10338—FULL SIZE

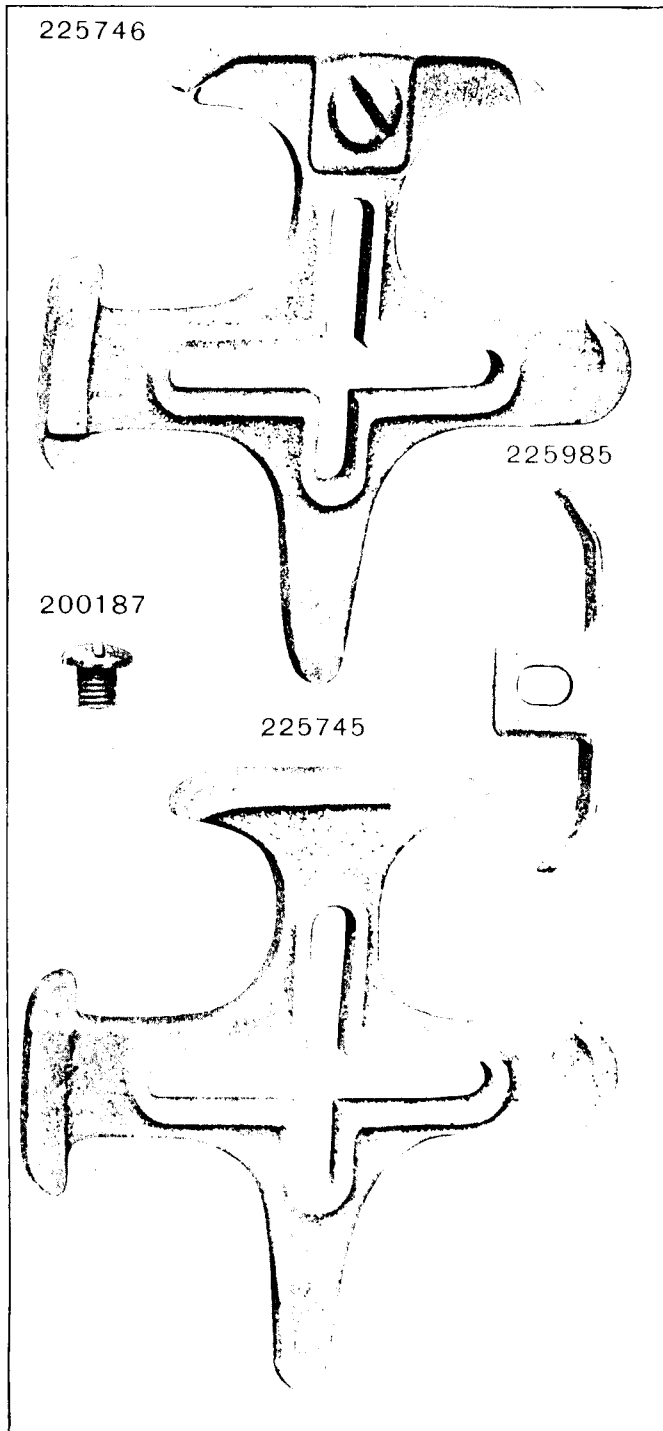


PLATE 10339—ONE-HALF SIZE

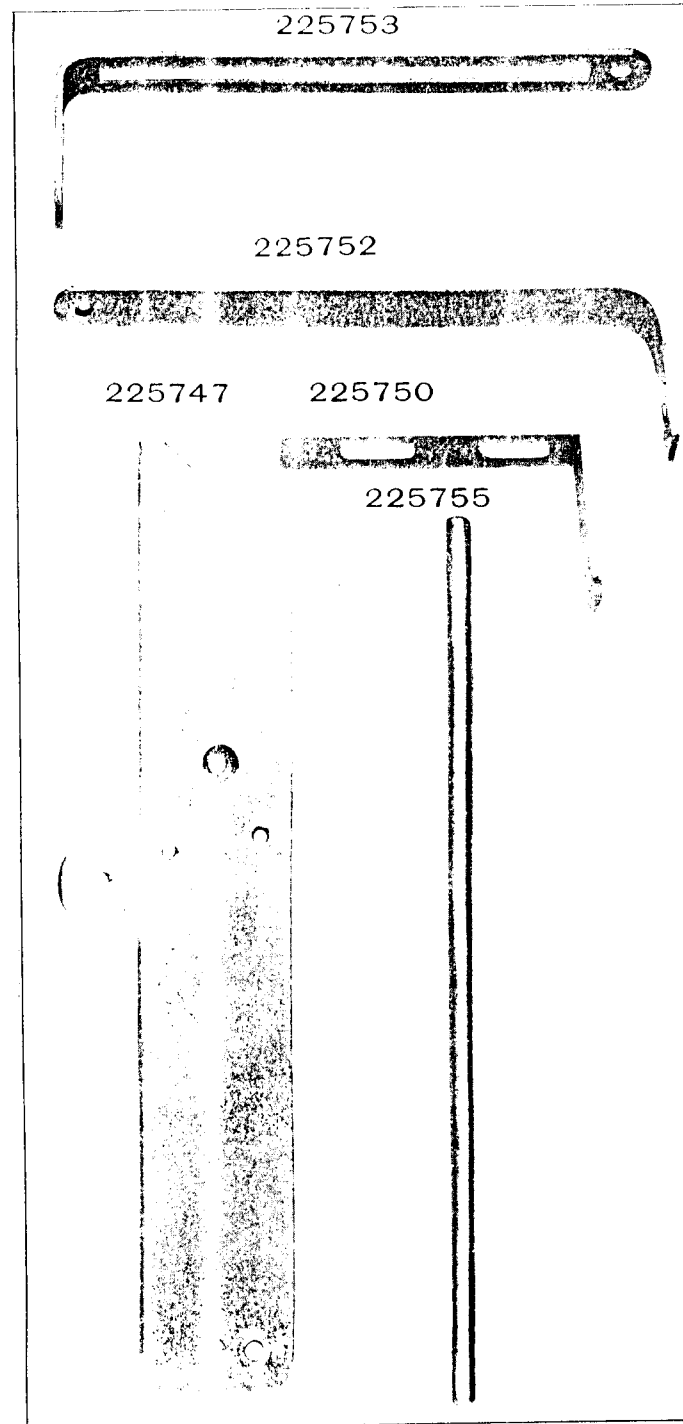


PLATE 10340-FULL SIZE

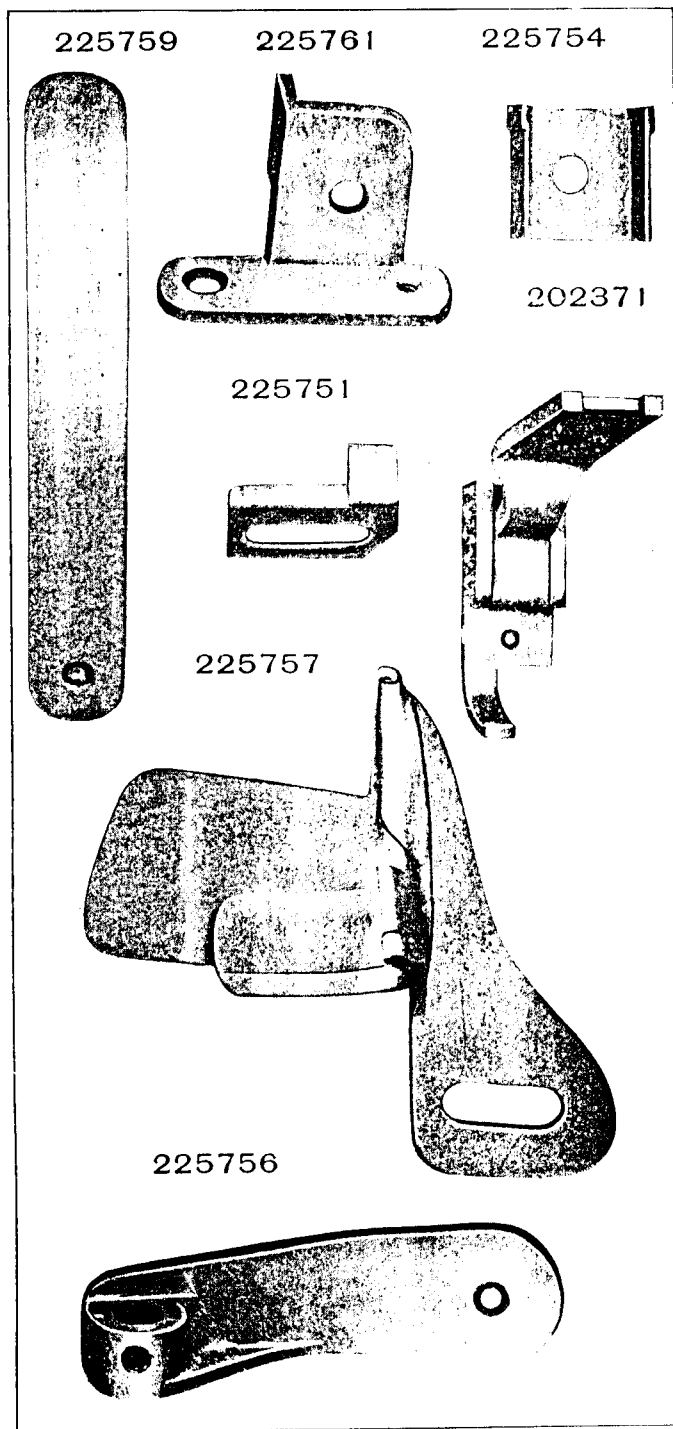


PLATE 10341-FULL SIZE

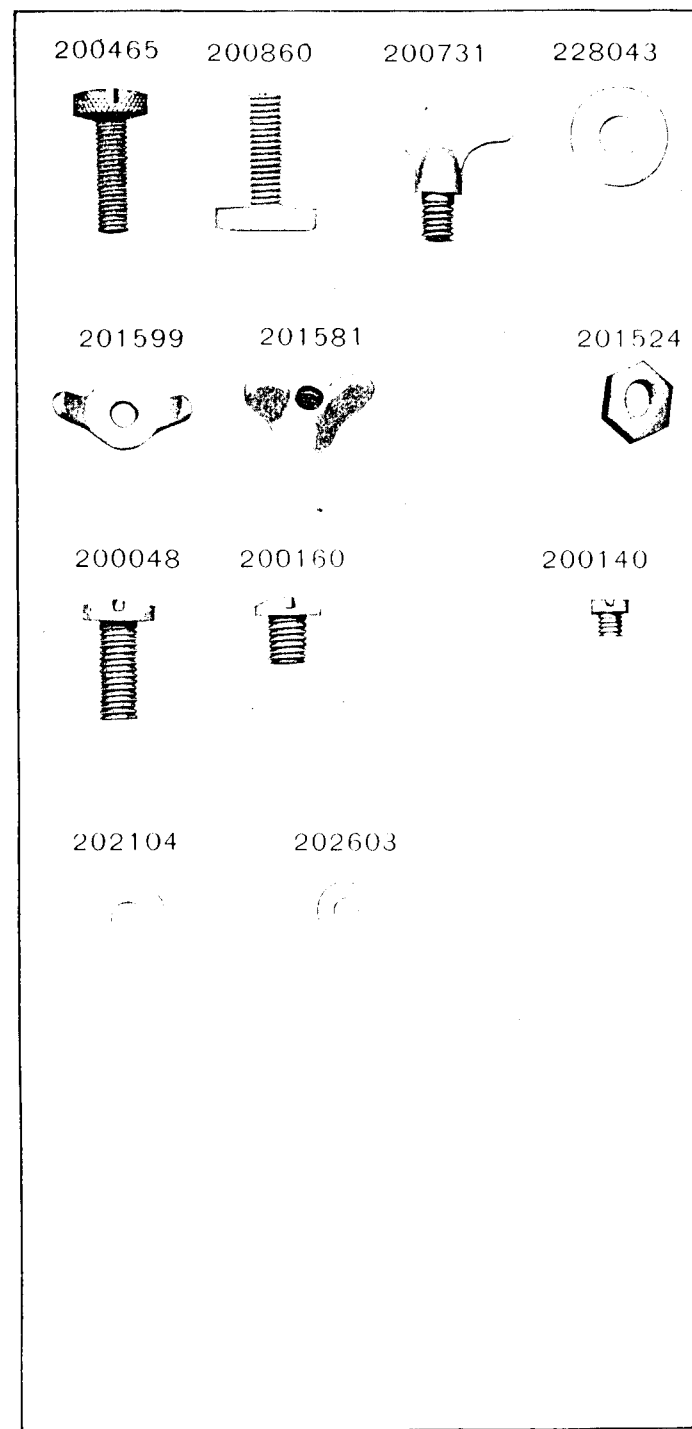


PLATE 10342—ONE-HALF SIZE

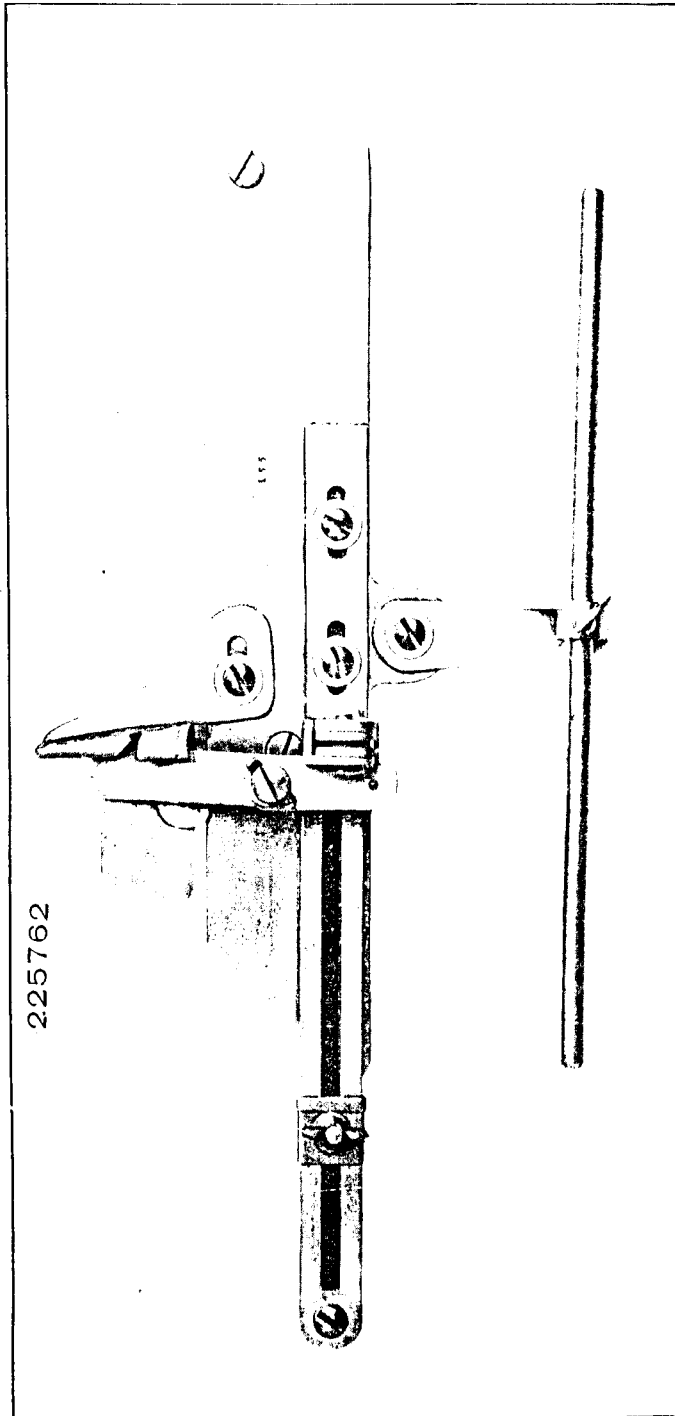


PLATE 10344—FULL SIZE




PLATE 10345-FULL SIZE

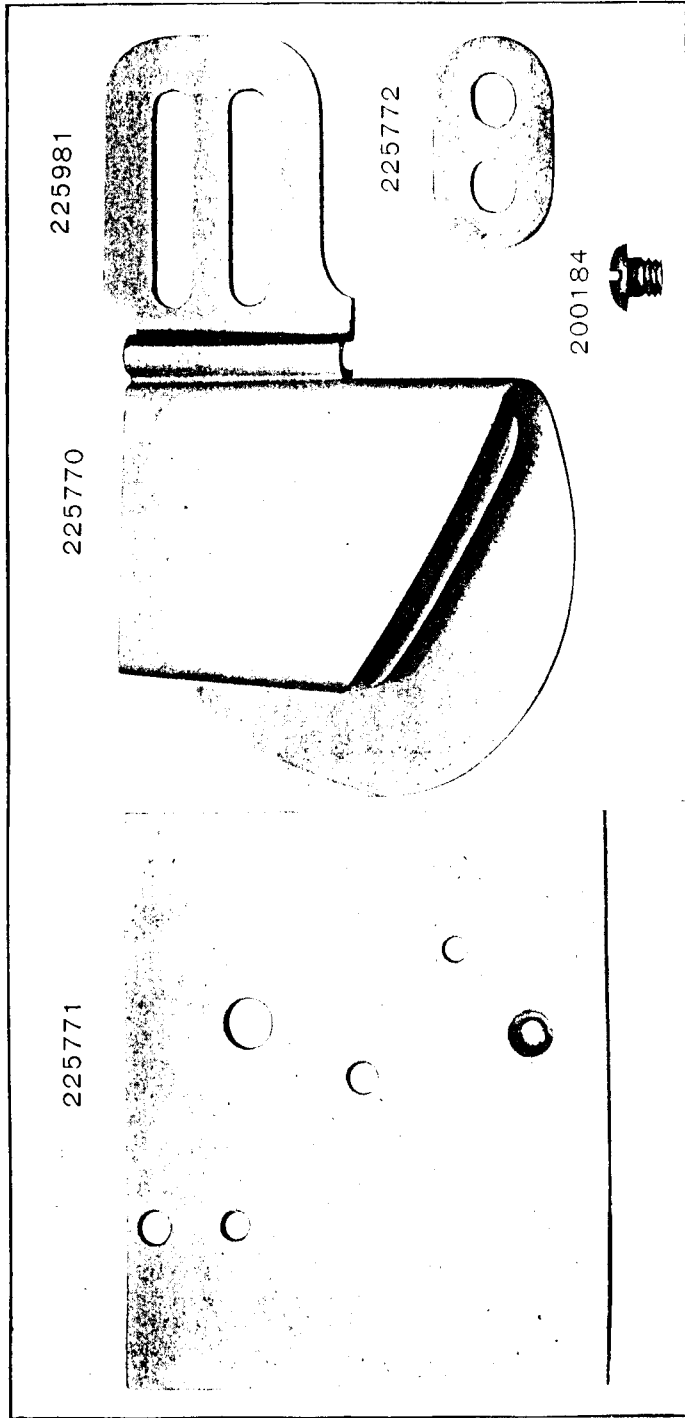


PLATE 10346-FULL SIZE

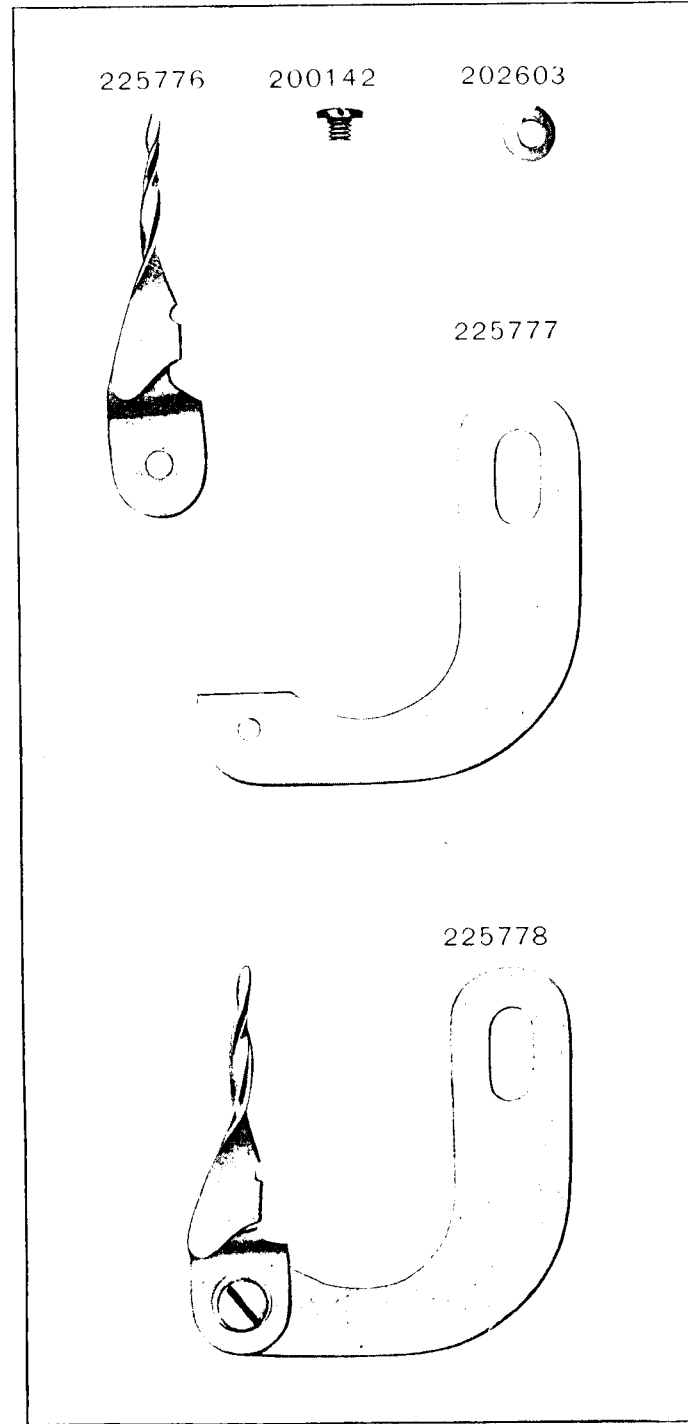


PLATE 10347—FULL SIZE

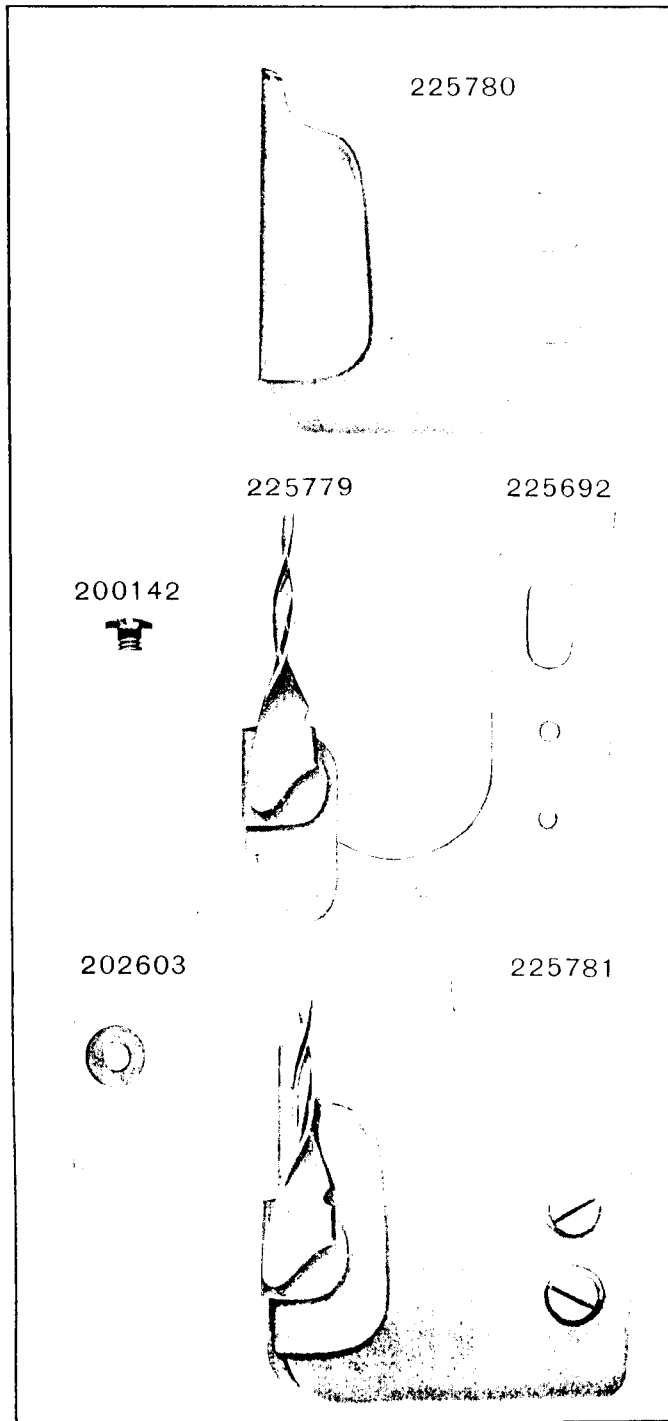


PLATE 10348—FULL SIZE

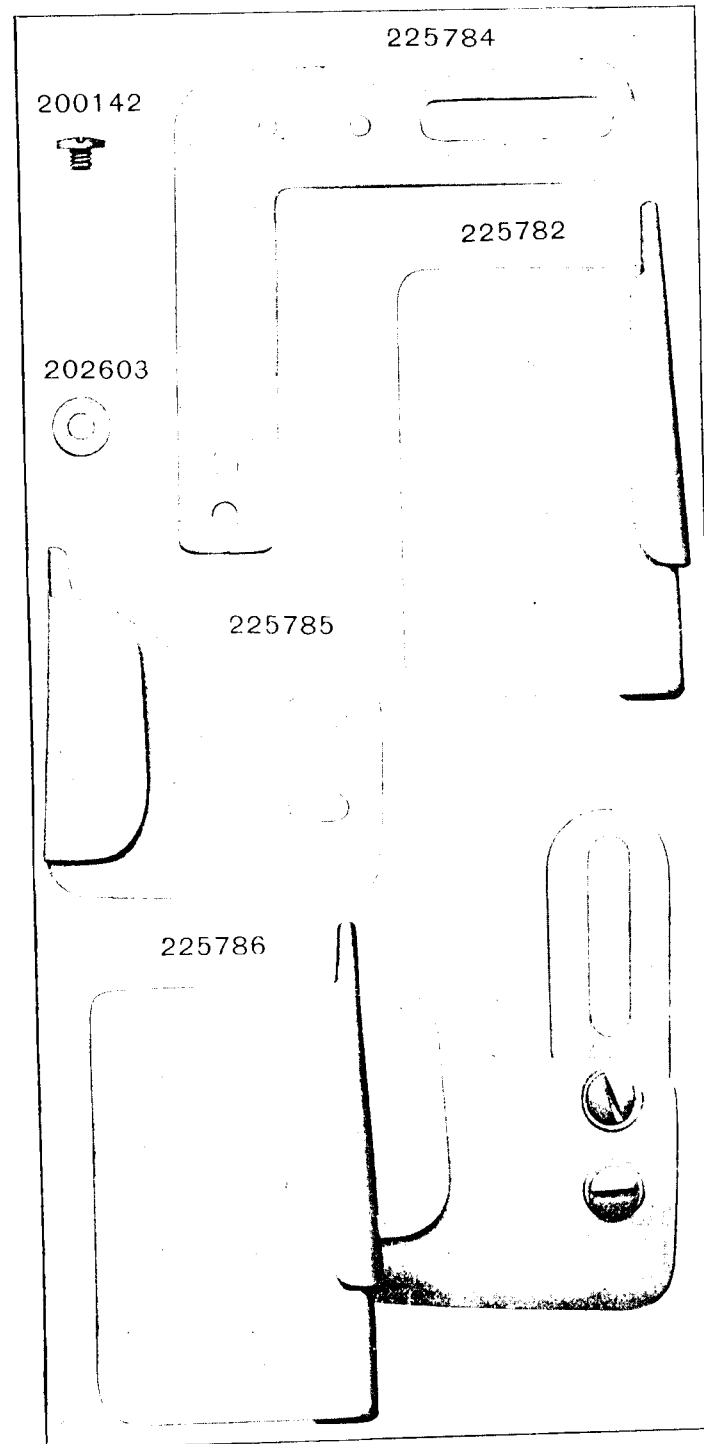


PLATE 10347—FULL SIZE

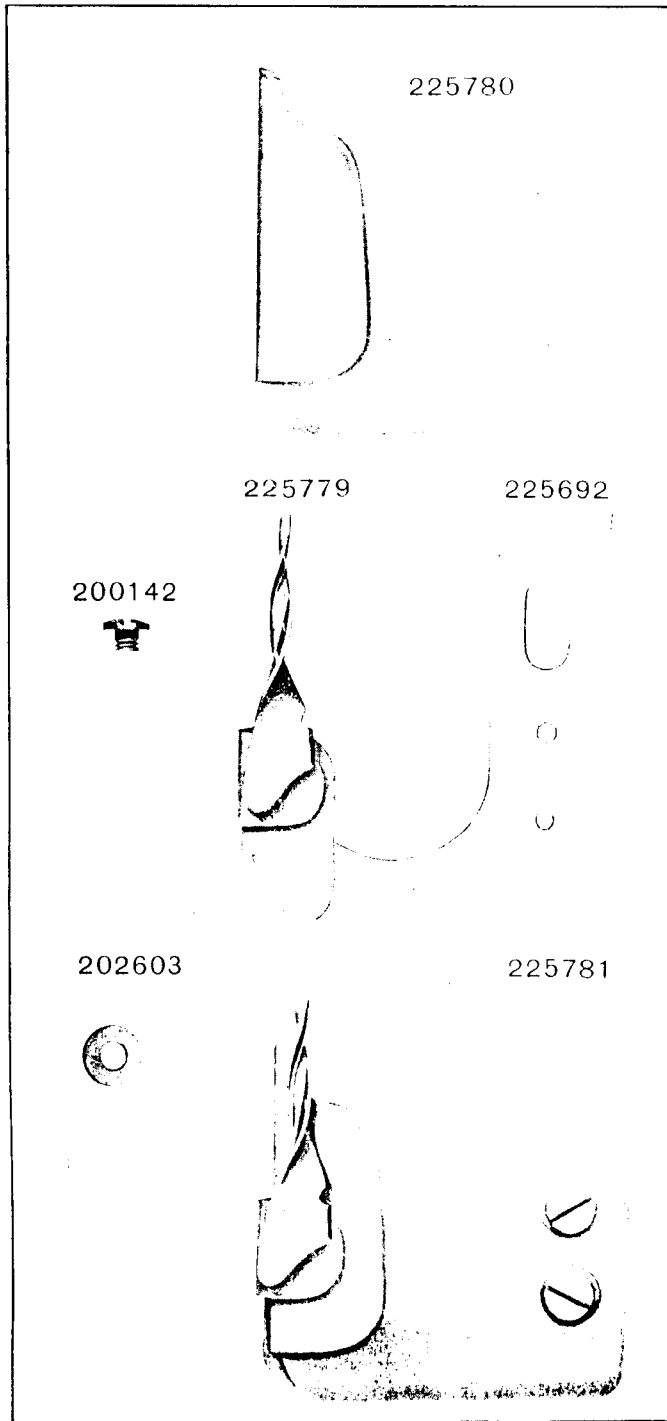


PLATE 10348—FULL SIZE

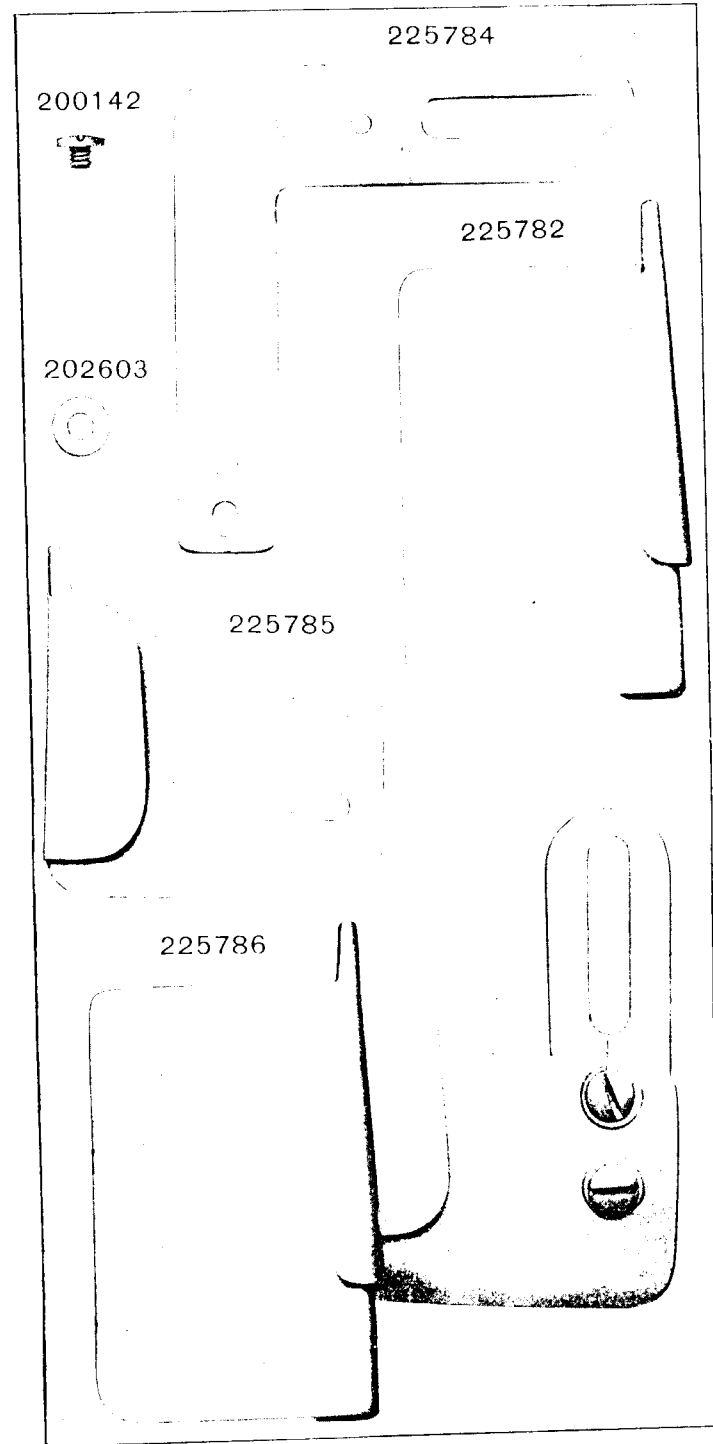


PLATE 10349 FULL SIZE

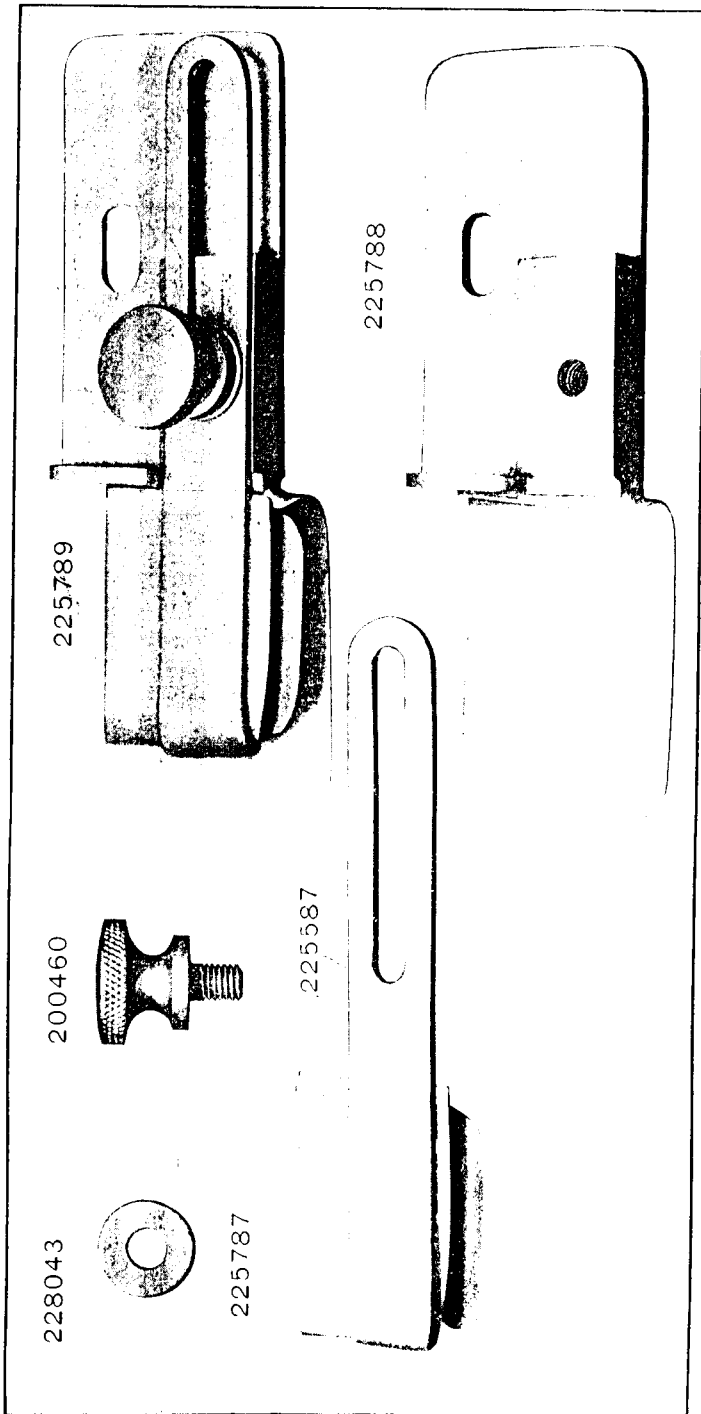


PLATE 10350-FULL SIZE

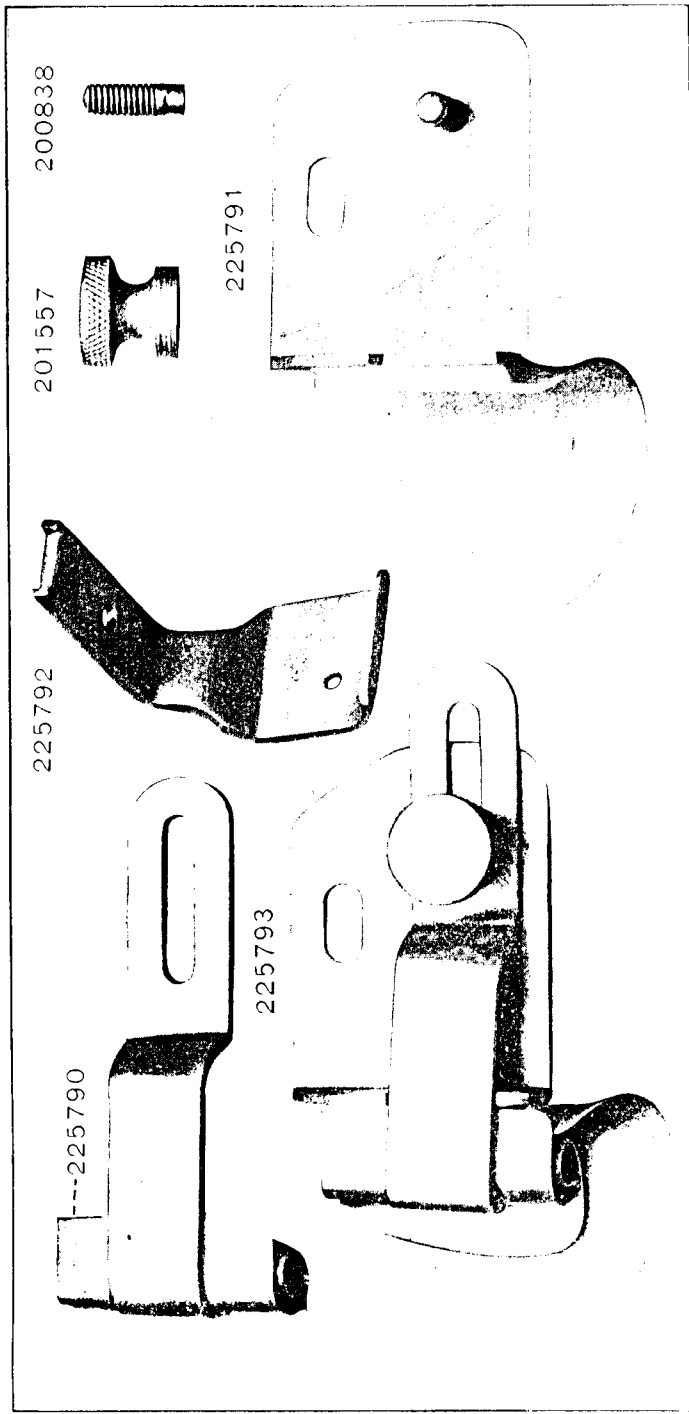




PLATE 10353-FULL SIZE

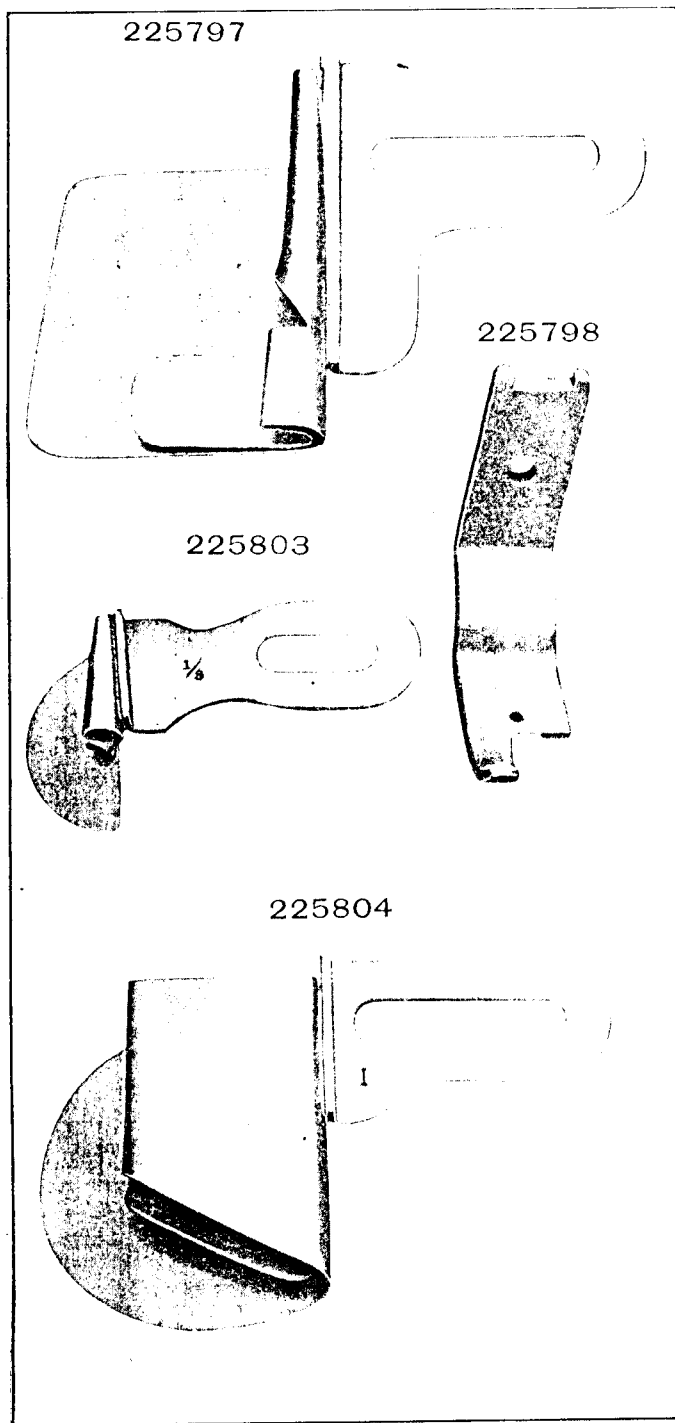


PLATE 10354-FULL SIZE

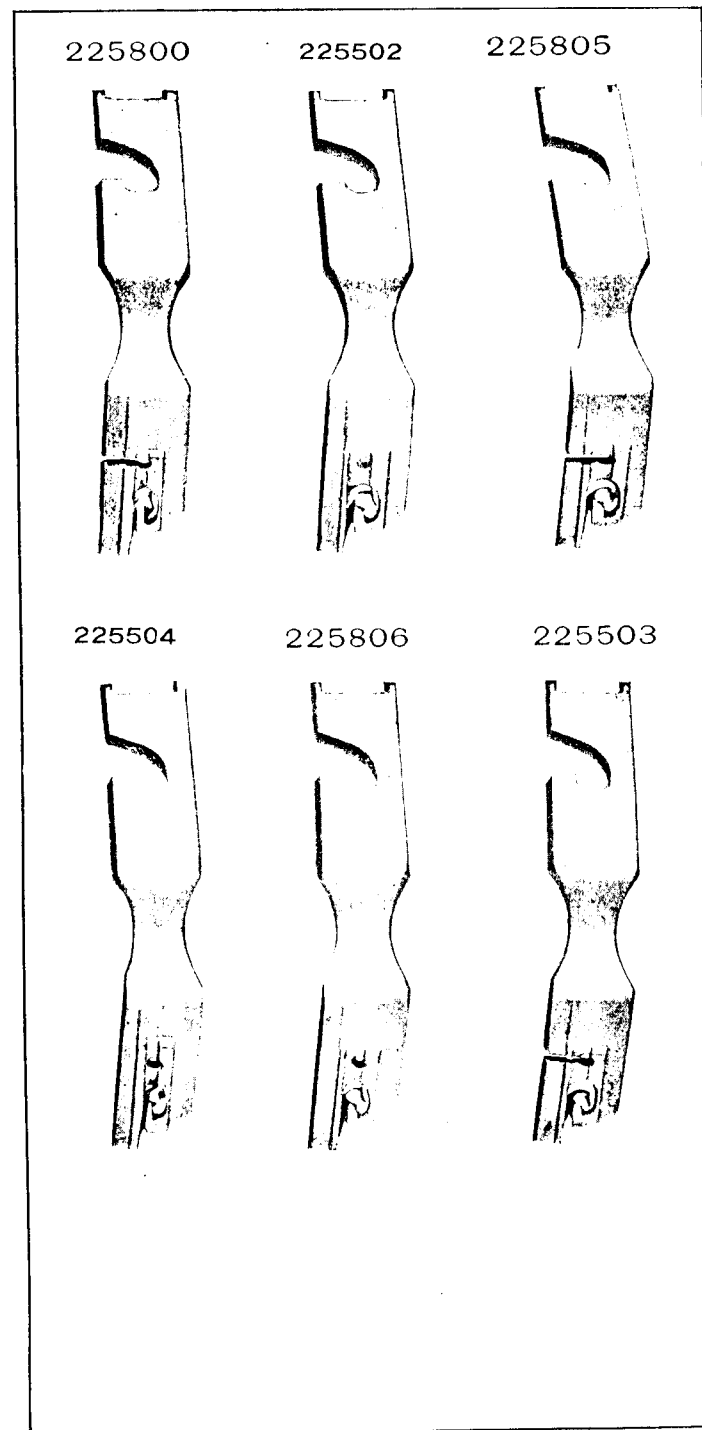



PLATE 10355—FULL SIZE

202762



225865



225807



225808




225809



225810



225811



225812



225815



225816




225817




225505



225813



225814




225575



PLATE 10357—ONE-HALF SIZE

225827



225828

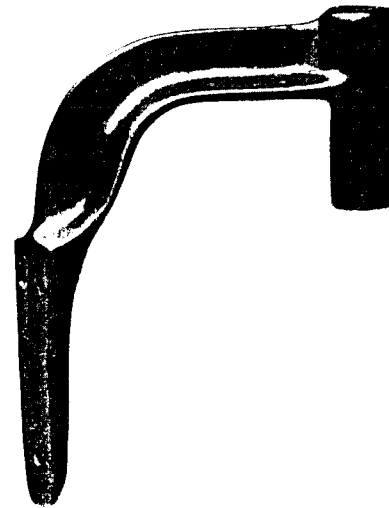


PLATE 10358—ONE-HALF SIZE




PLATE 10359—FULL SIZE

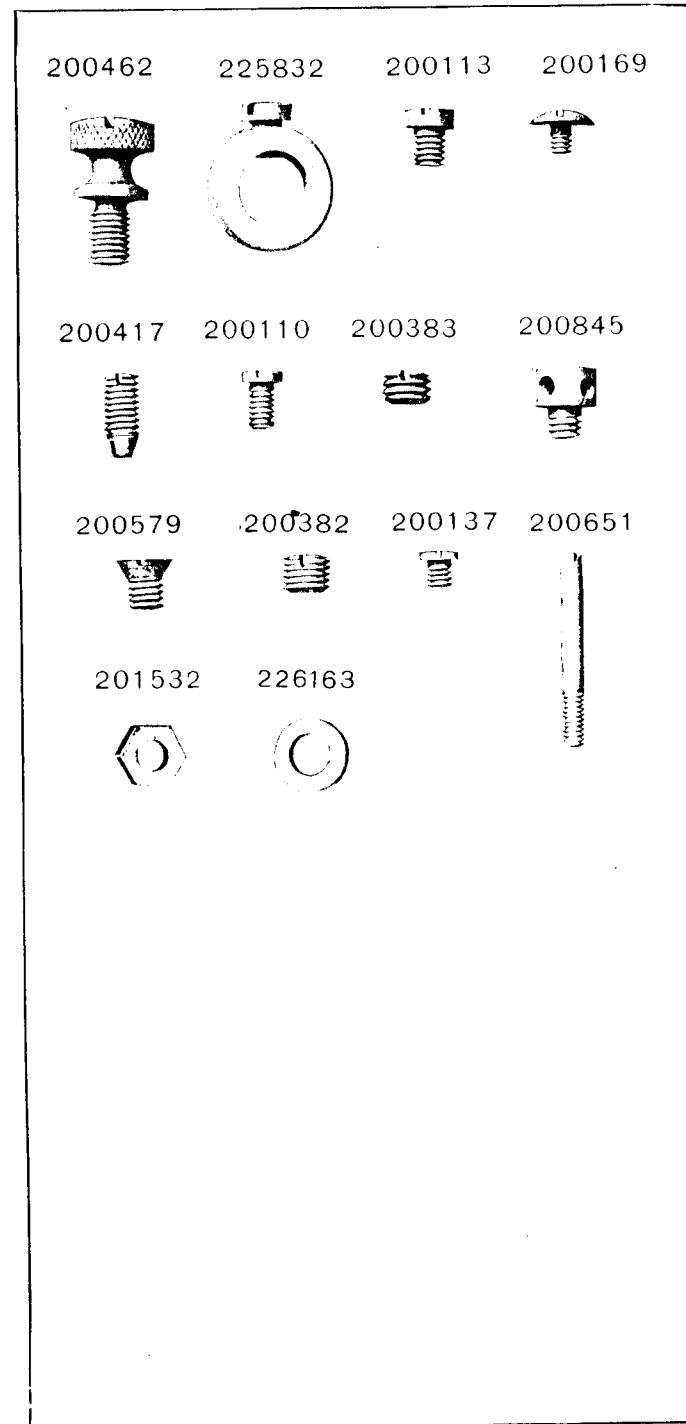


PLATE 10360-FULL SIZE

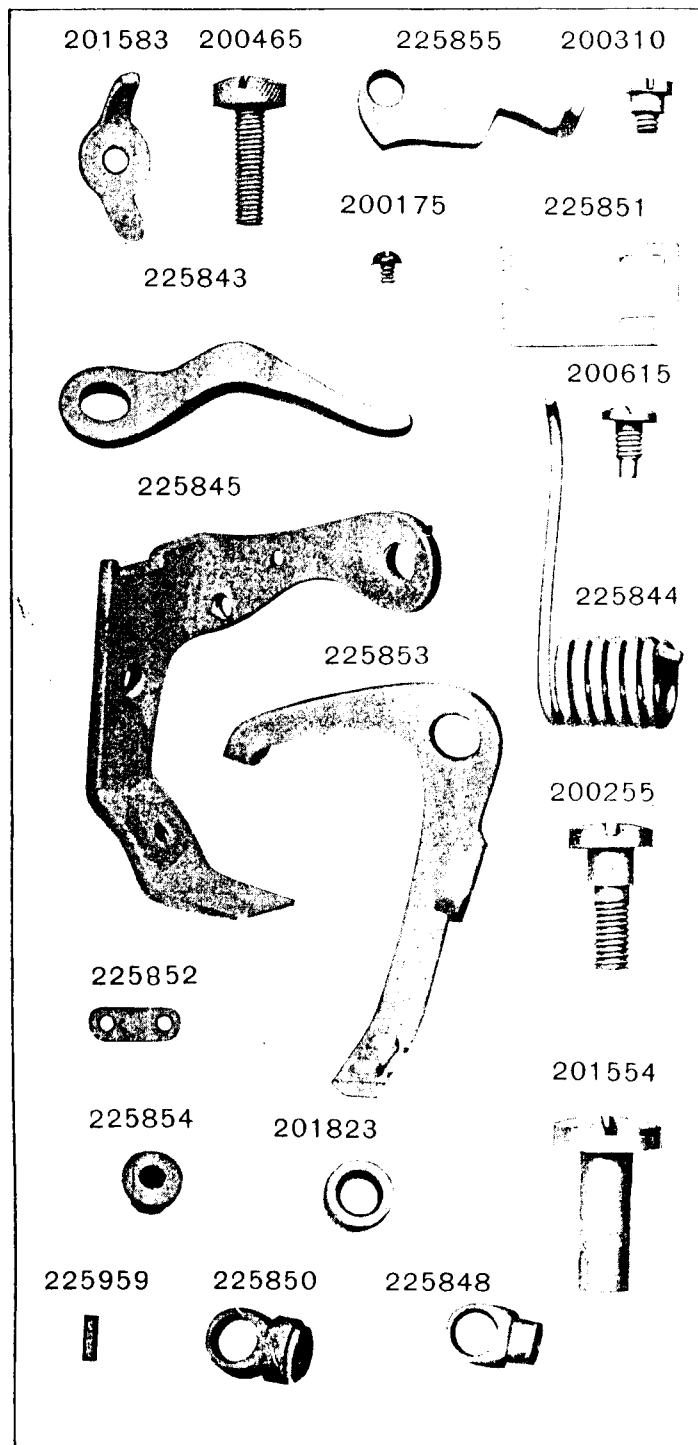


PLATE 10361-FULL SIZE

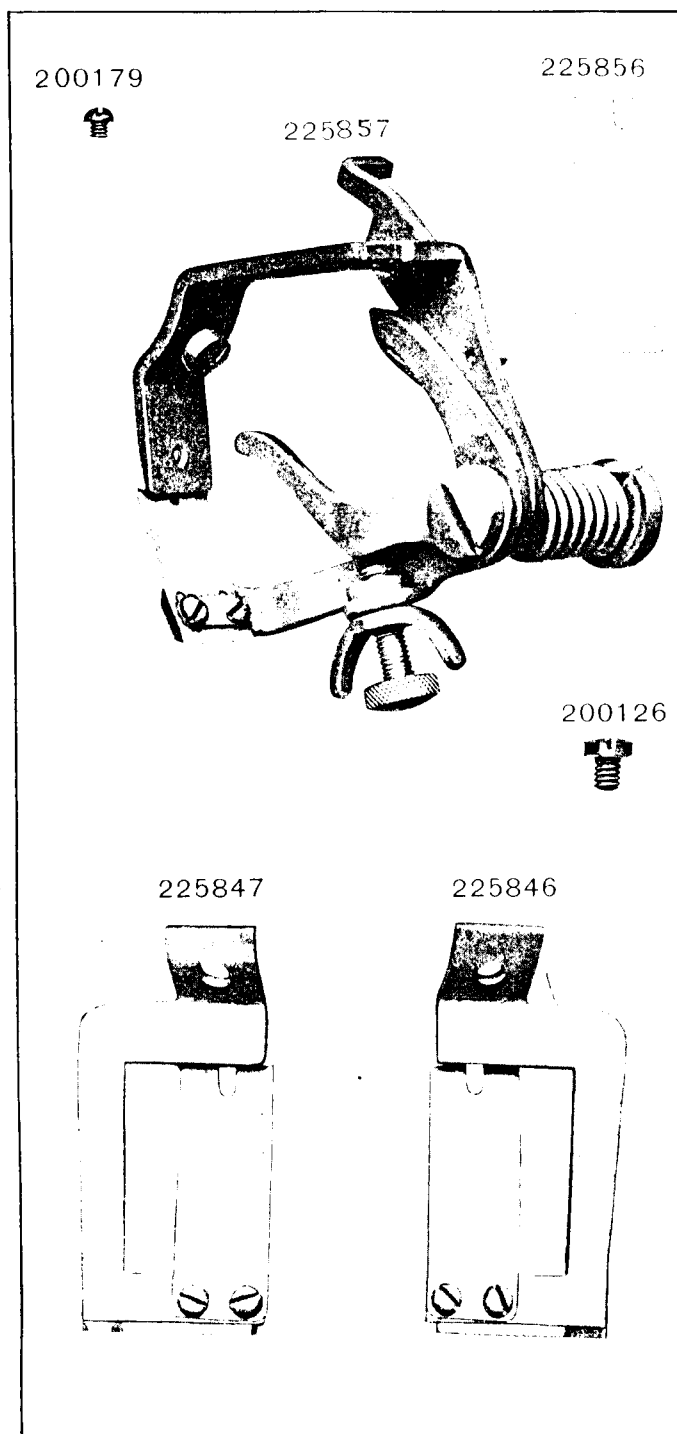


PLATE 10363-ONE-FOURTH SIZE

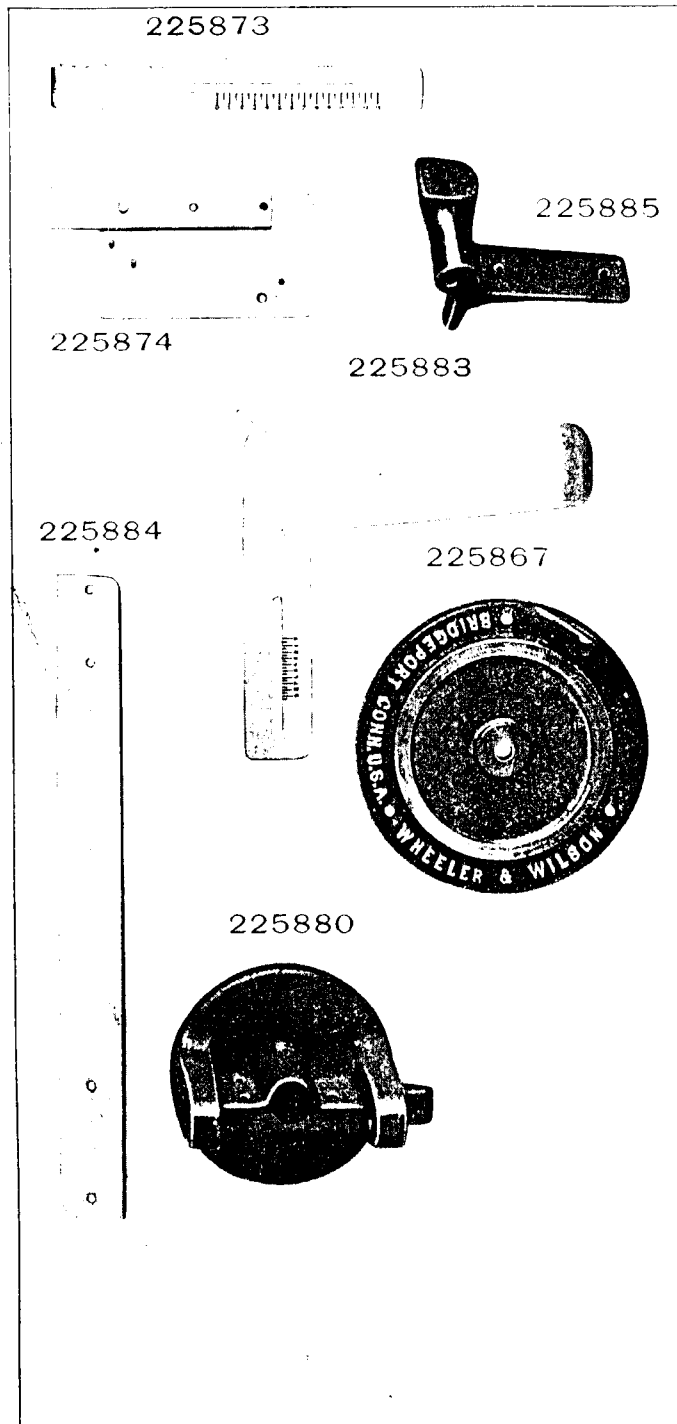


PLATE 10364-FULL SIZE

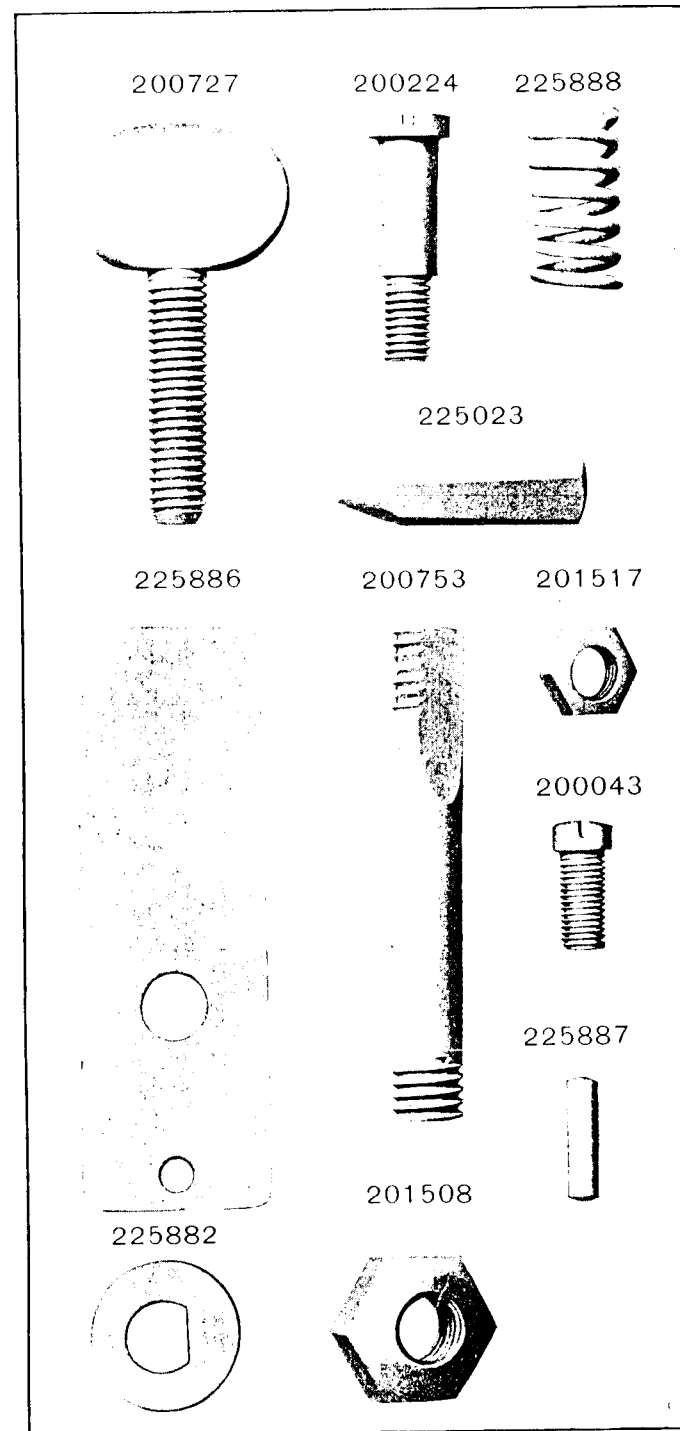


PLATE 10365—FULL SIZE

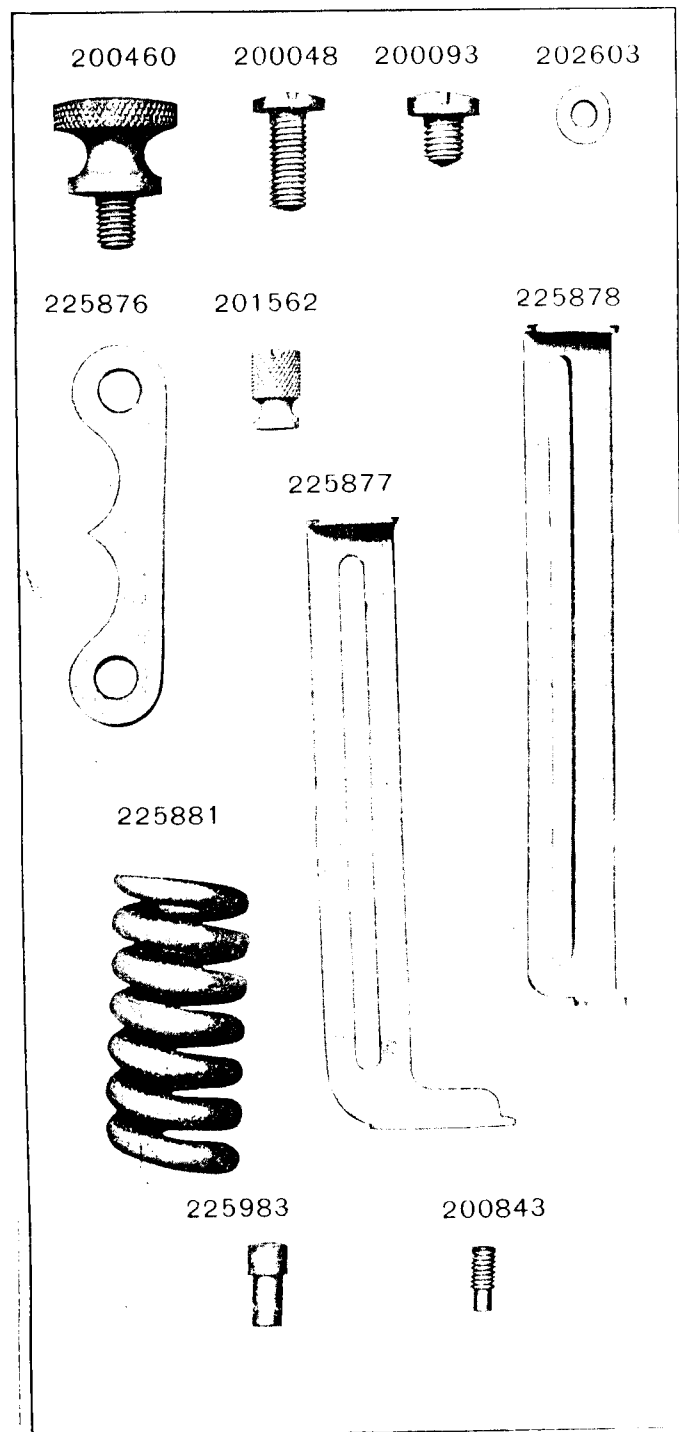


PLATE 10370—ONE-HALF SIZE

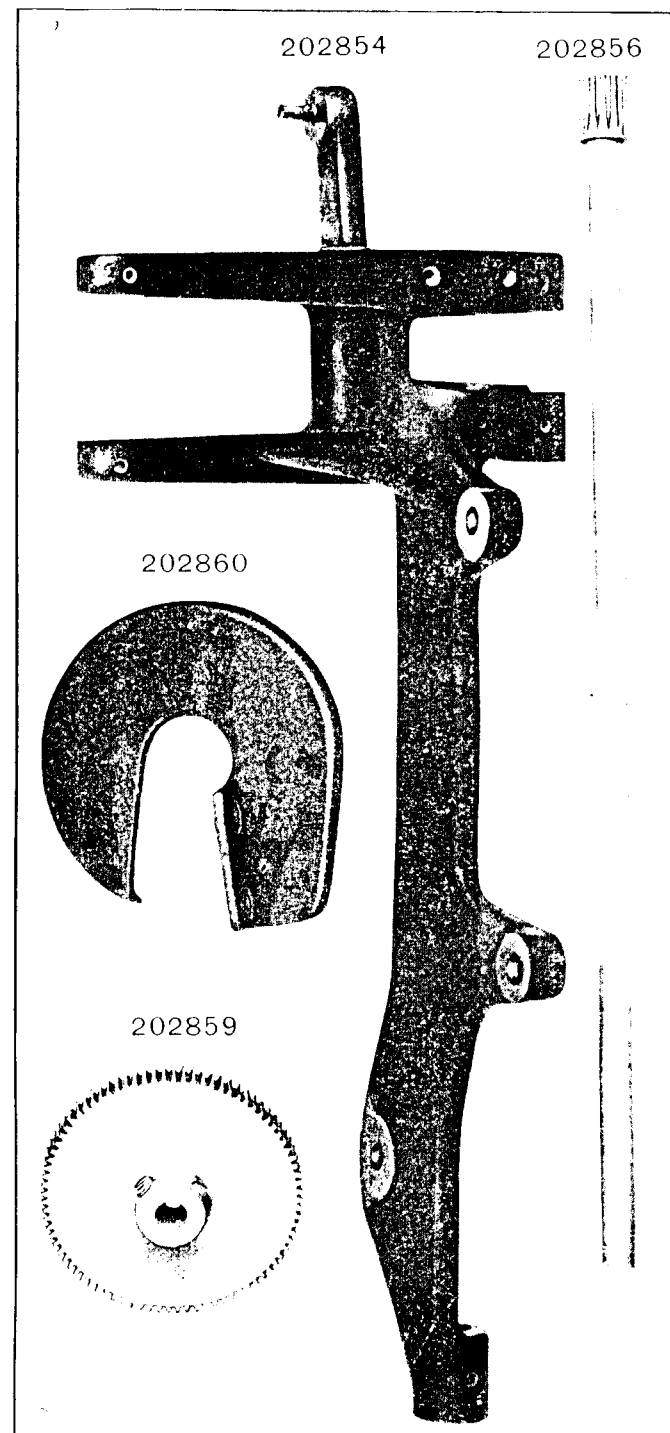



PLATE 10371—FULL SIZE

202857



202858

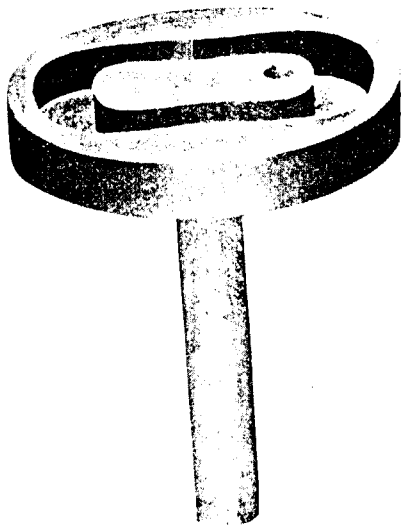
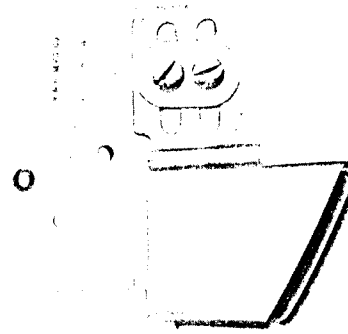



PLATE 10379—ONE-HALF SIZE

225773



225987



225988




PLATE 10381—FULL SIZE

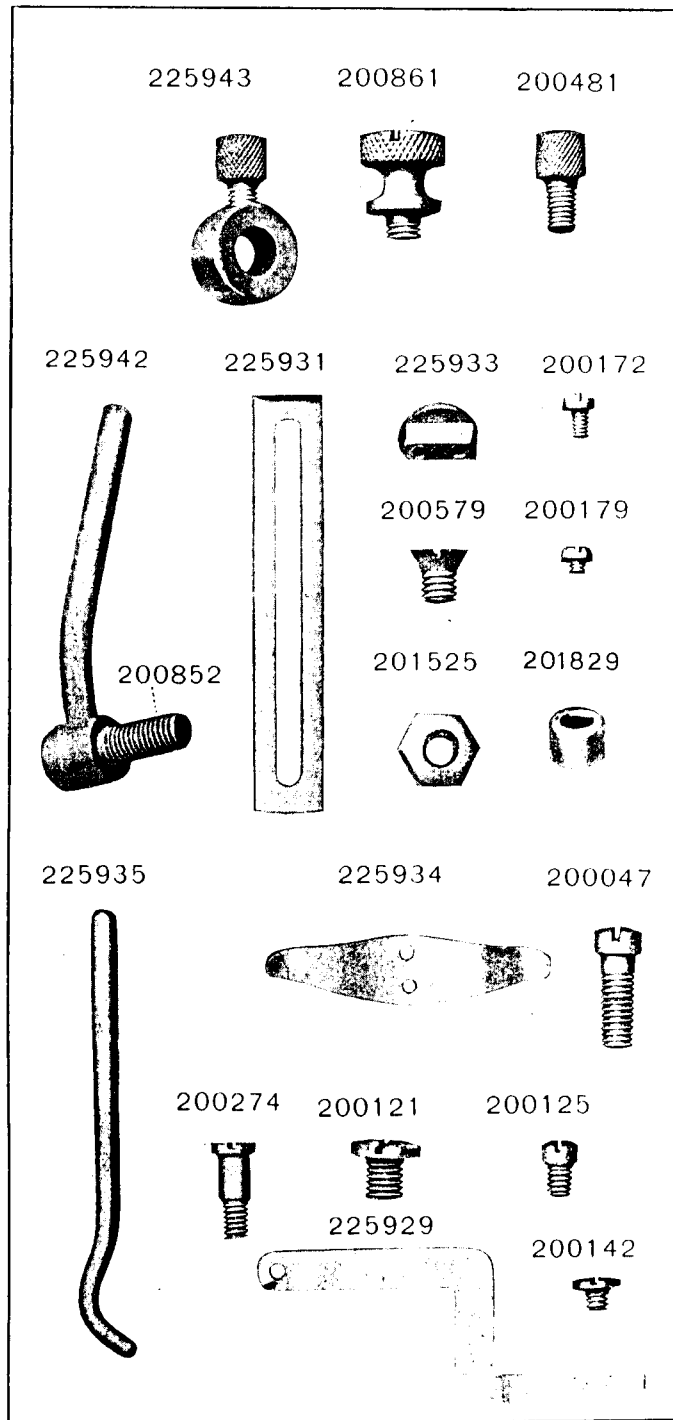


PLATE 10382—ONE-HALF SIZE

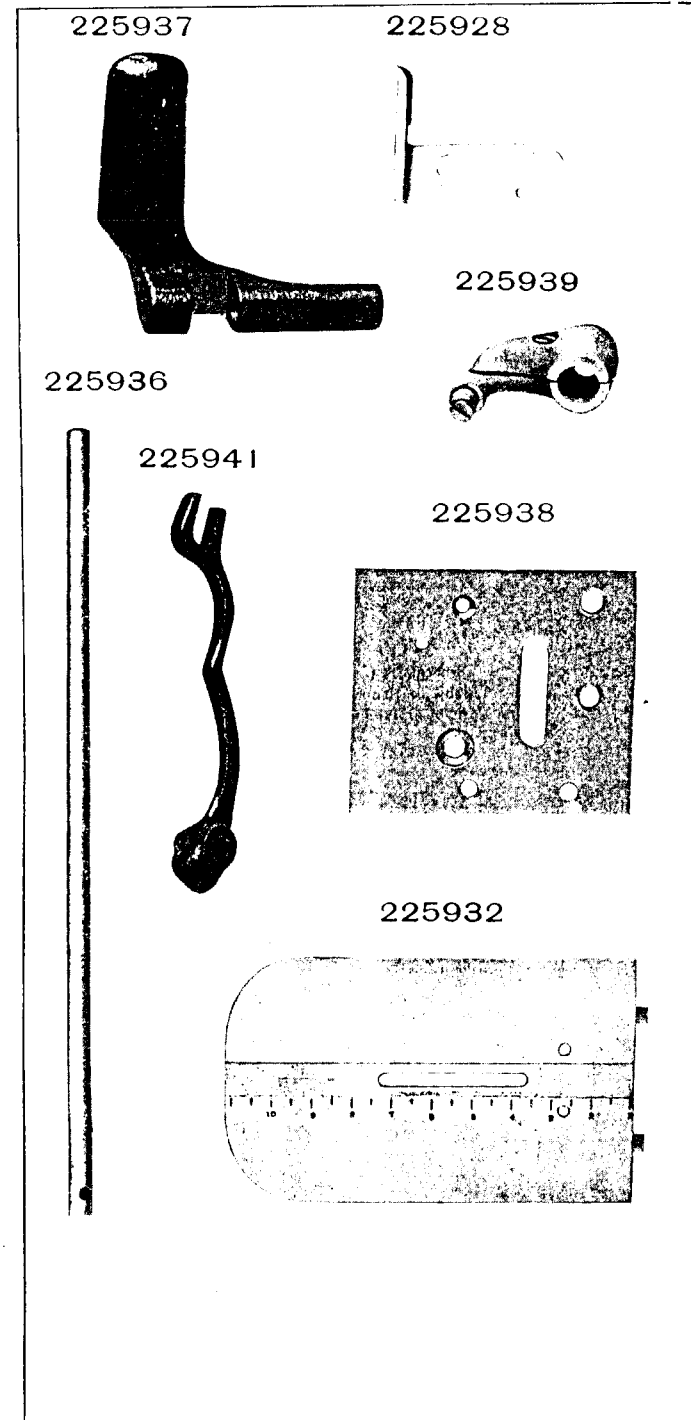




PLATE 10384-FULL SIZE




PLATE 10386-FULL SIZE

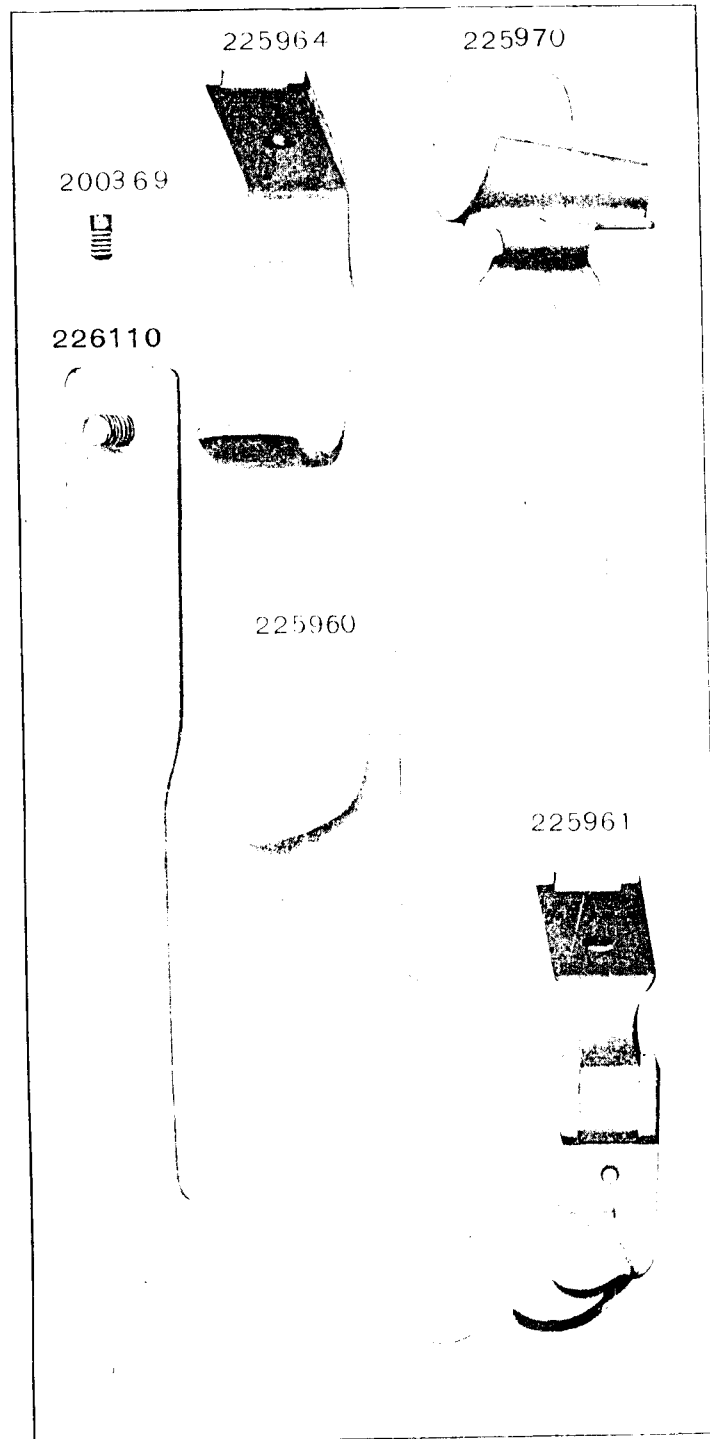


PLATE 10389-FULL SIZE

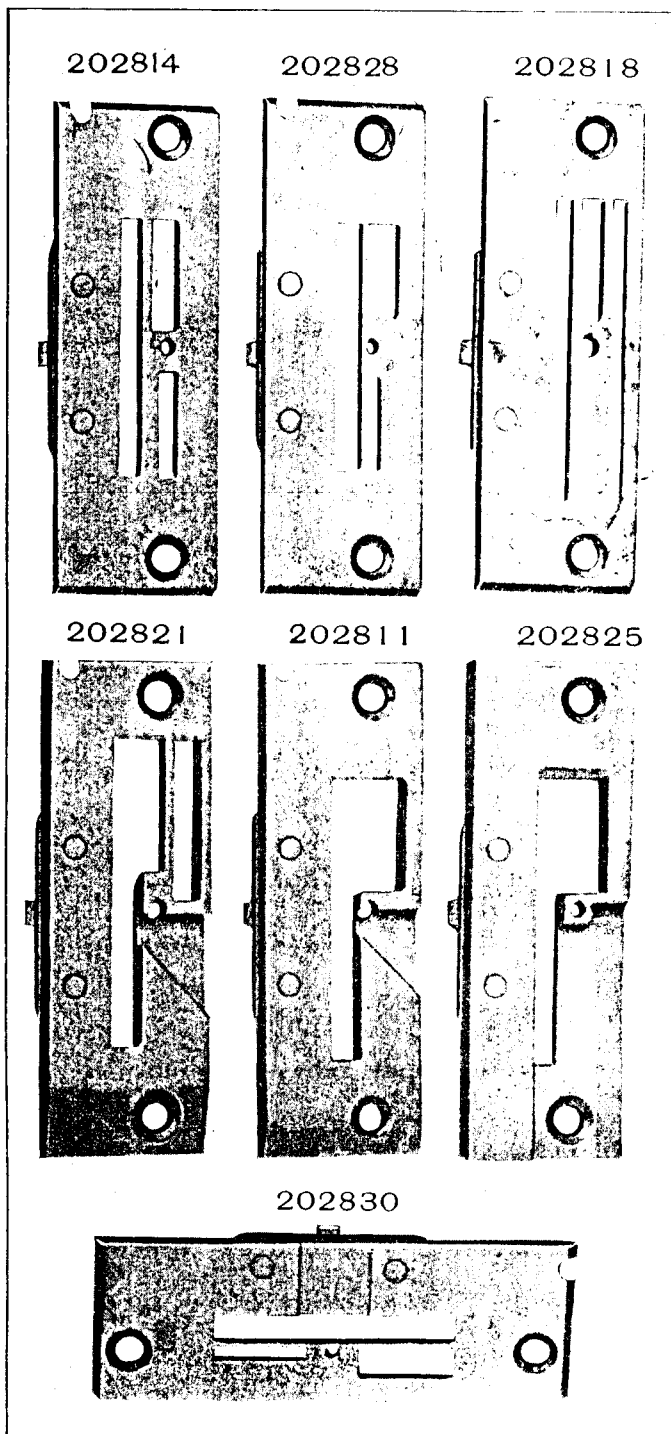


PLATE 10390-FULL SIZE

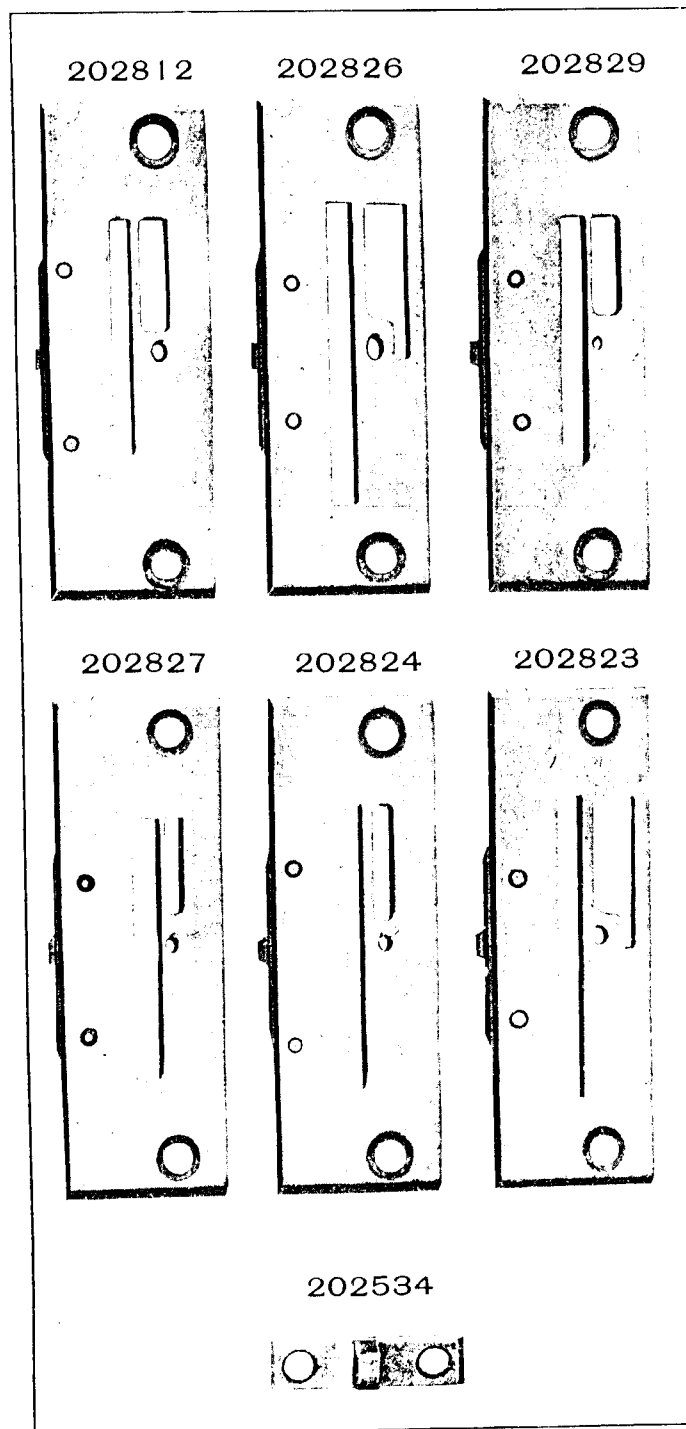


PLATE 10391—FULL SIZE

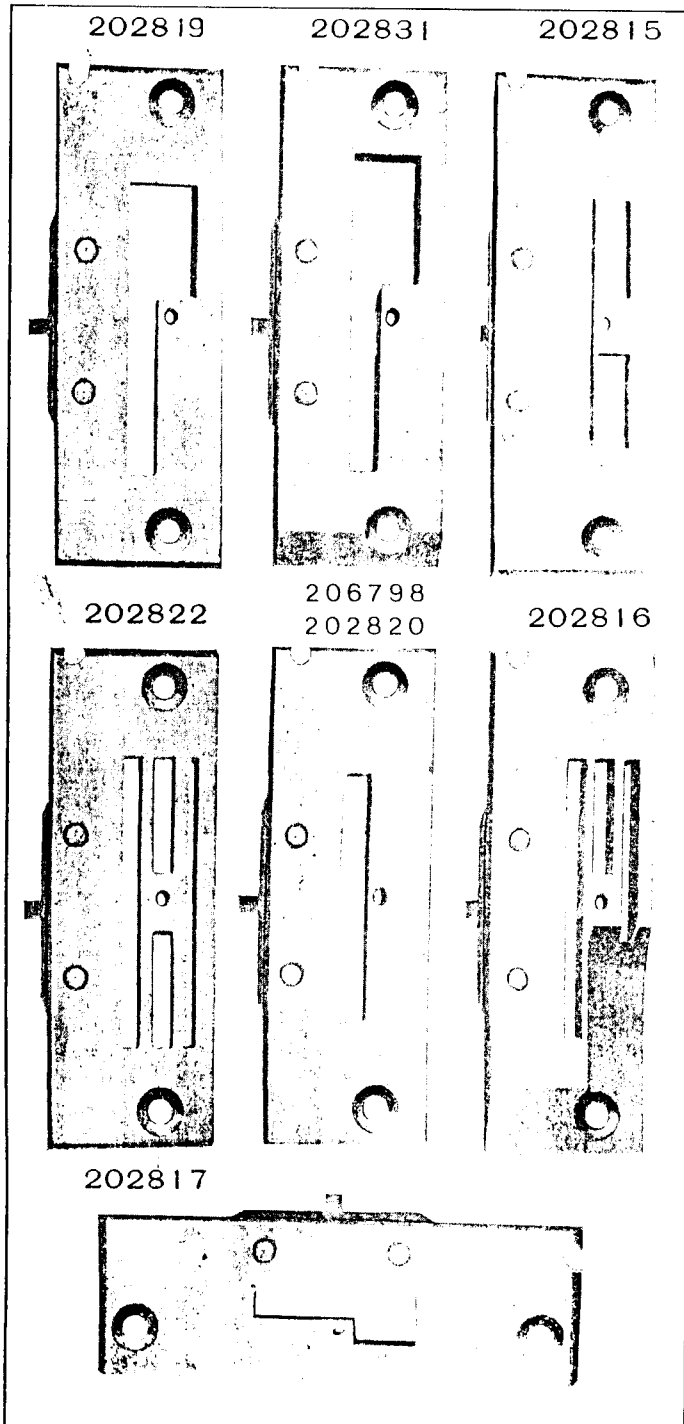


PLATE 10392—FULL SIZE

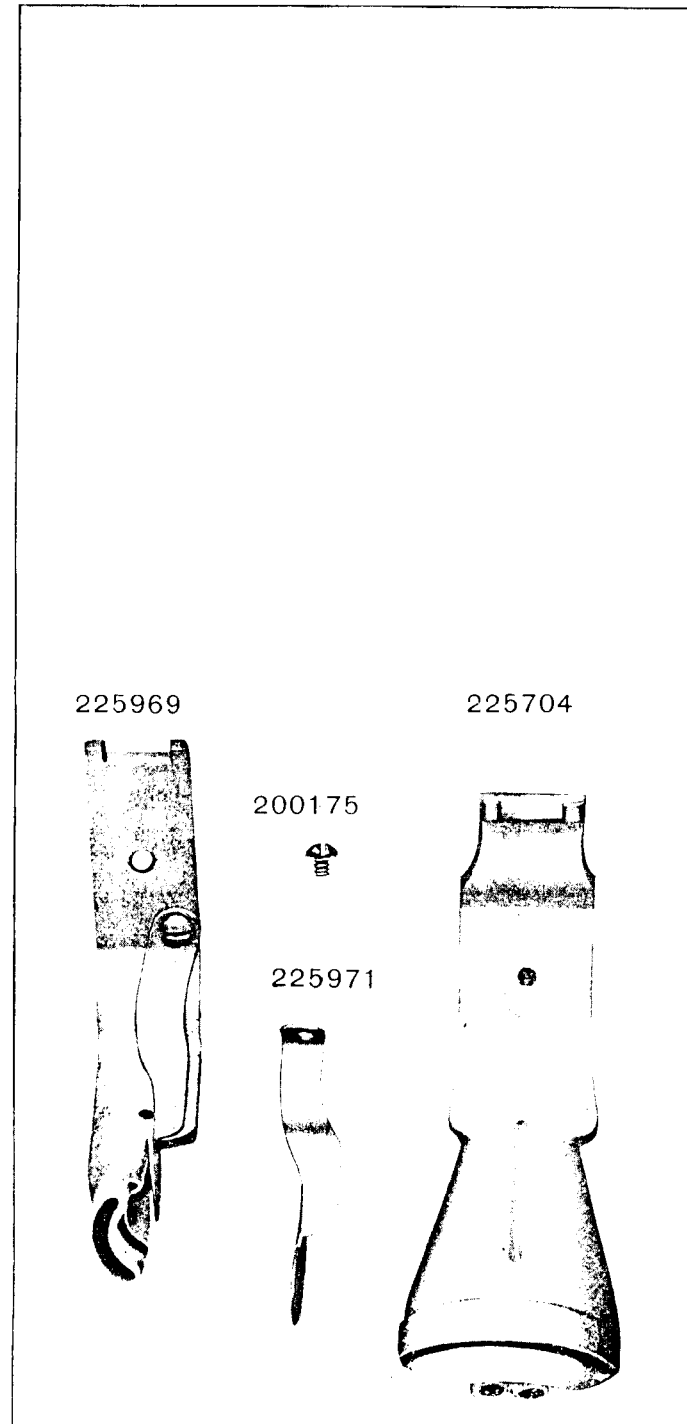


PLATE 10393-FULL SIZE

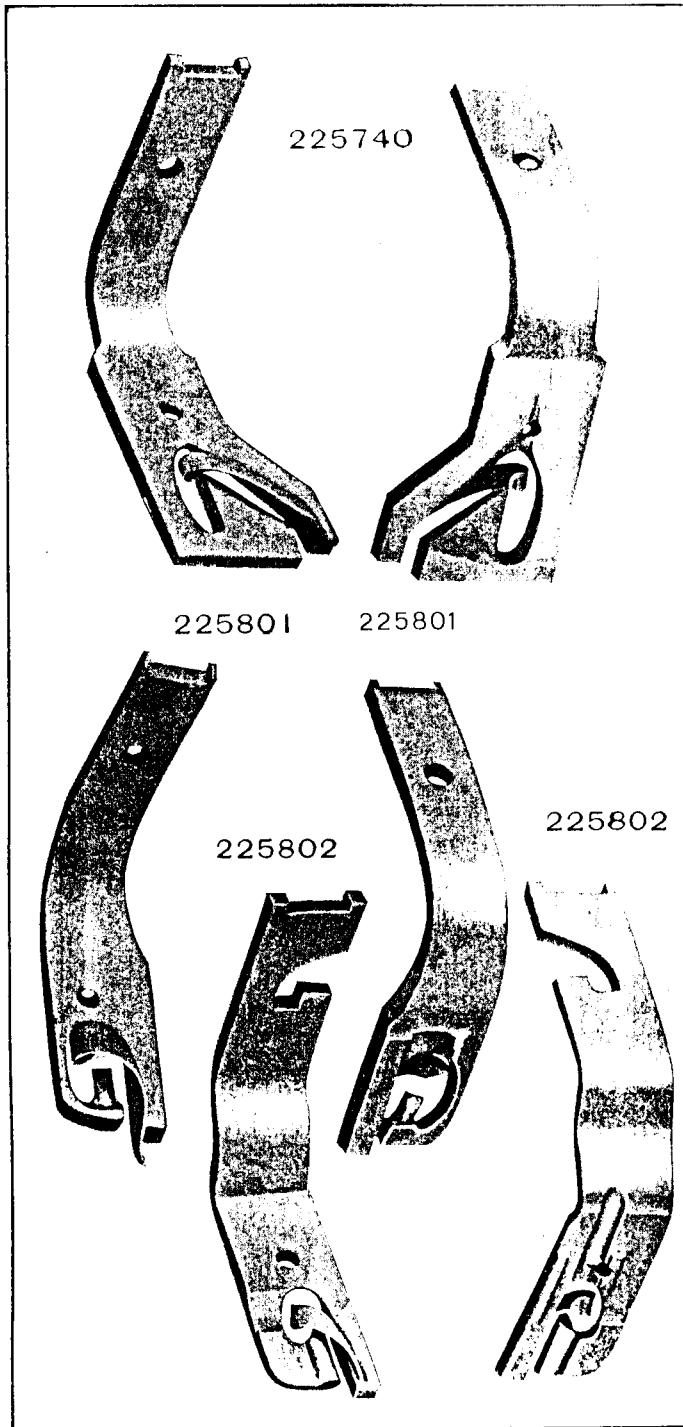


PLATE 10395-FULL SIZE

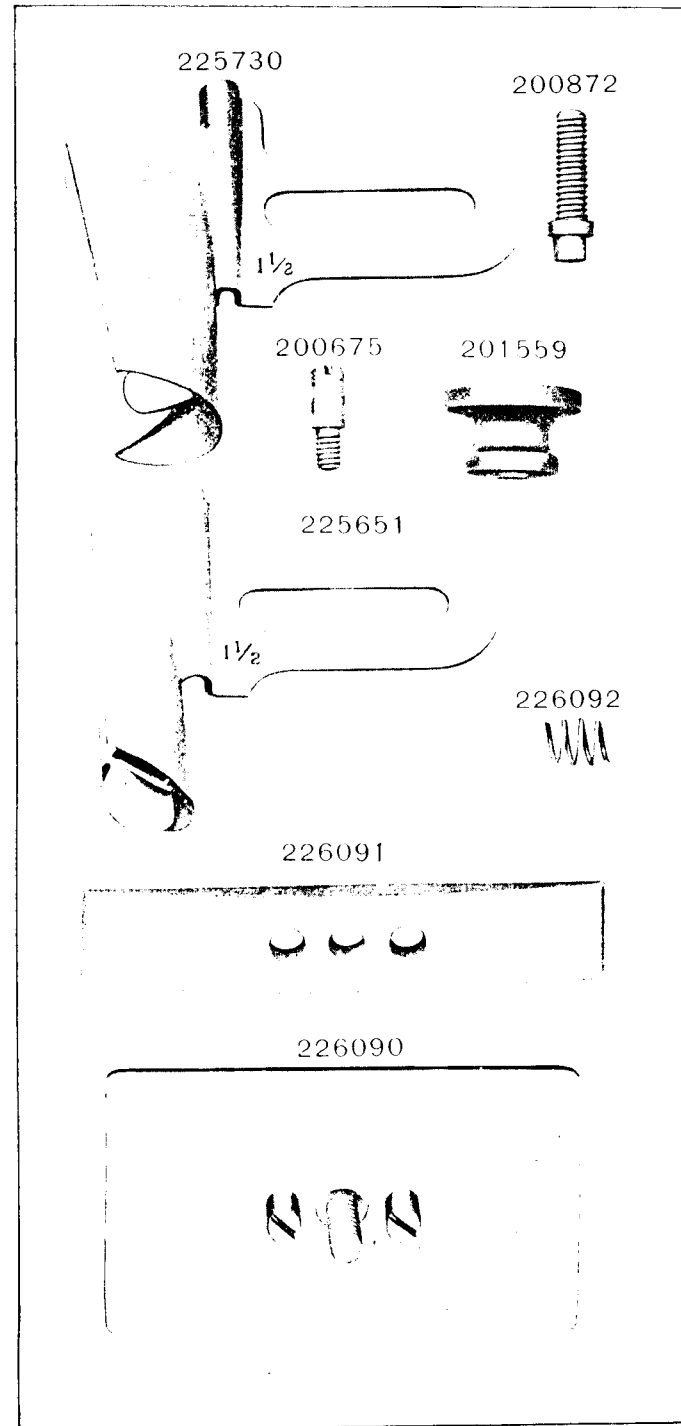


PLATE 10398—FULL SIZE

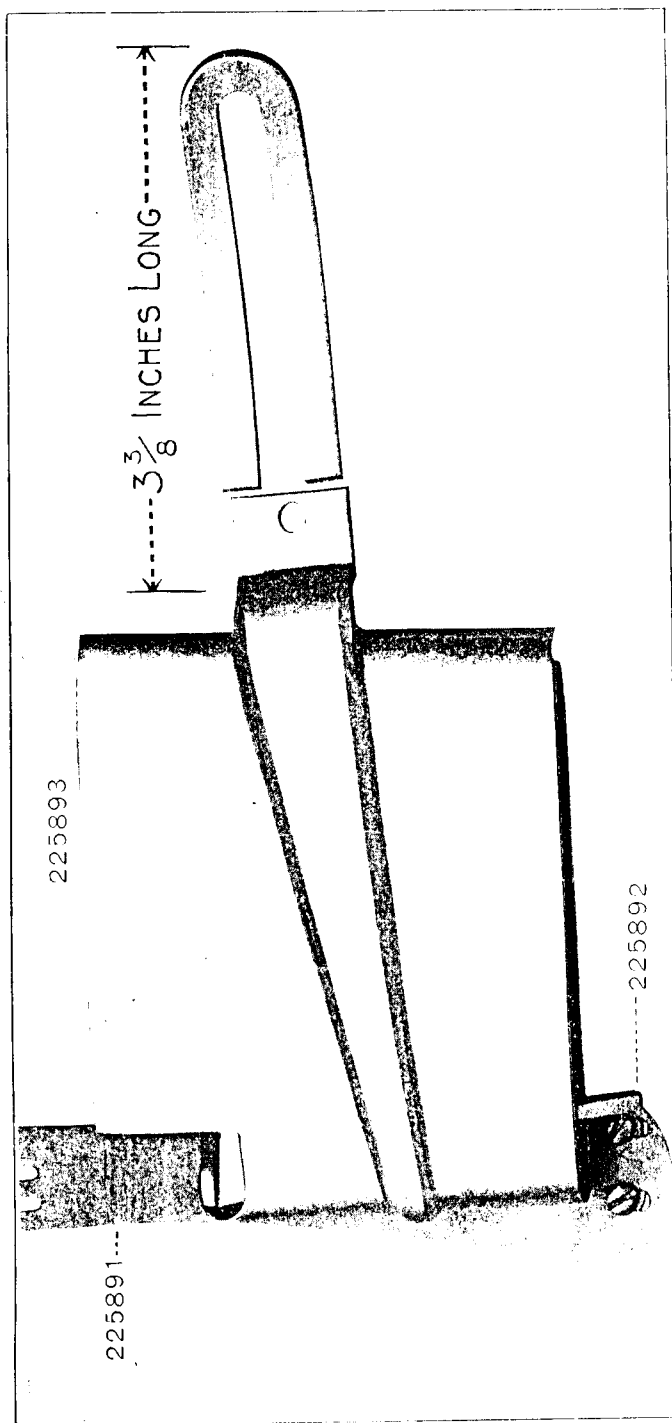


PLATE 10511 —FULL SIZE

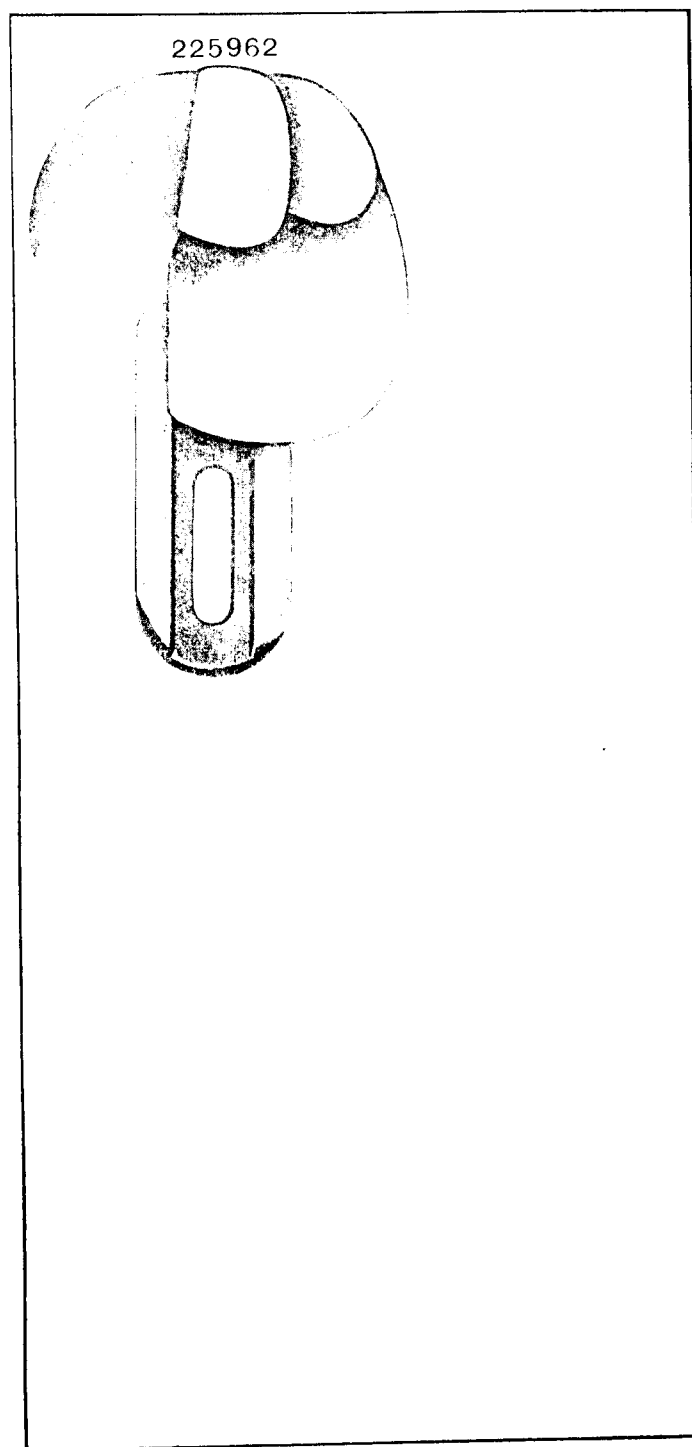


PLATE 10512 -FULL SIZE

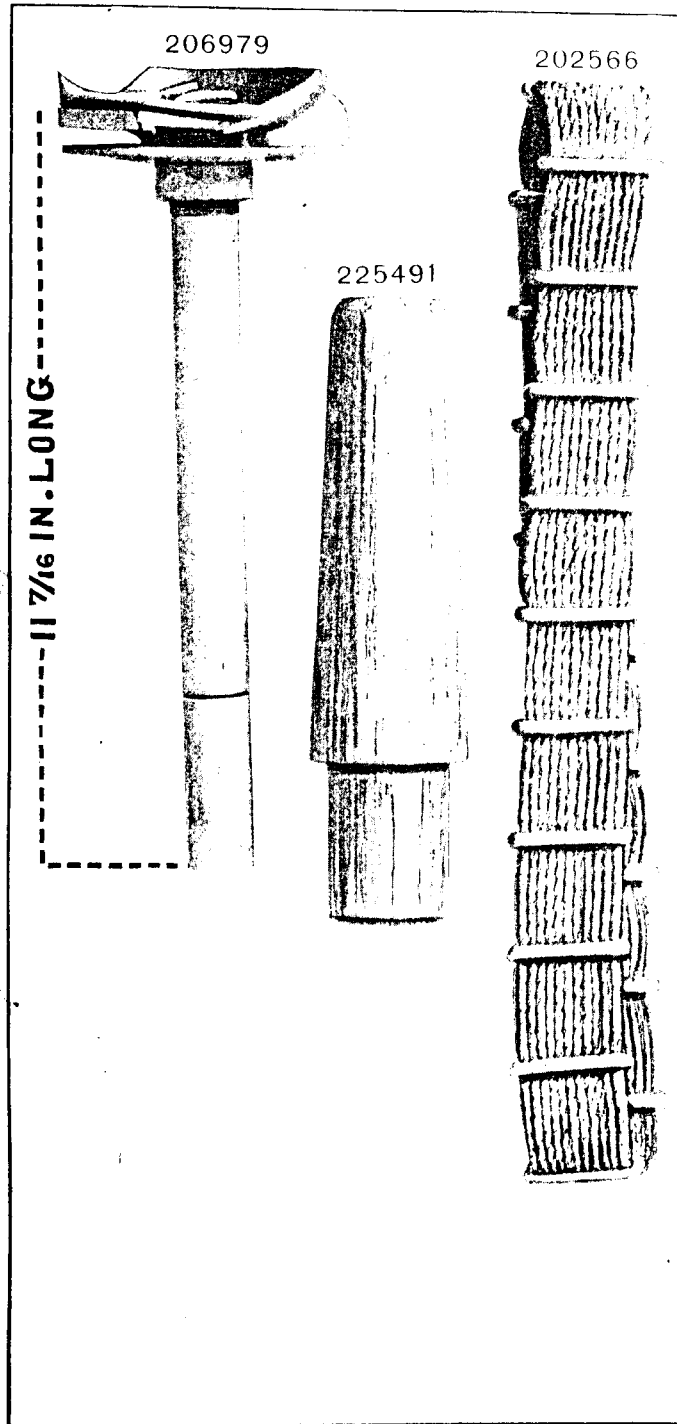


PLATE 10667 -ONE - HALF SIZE

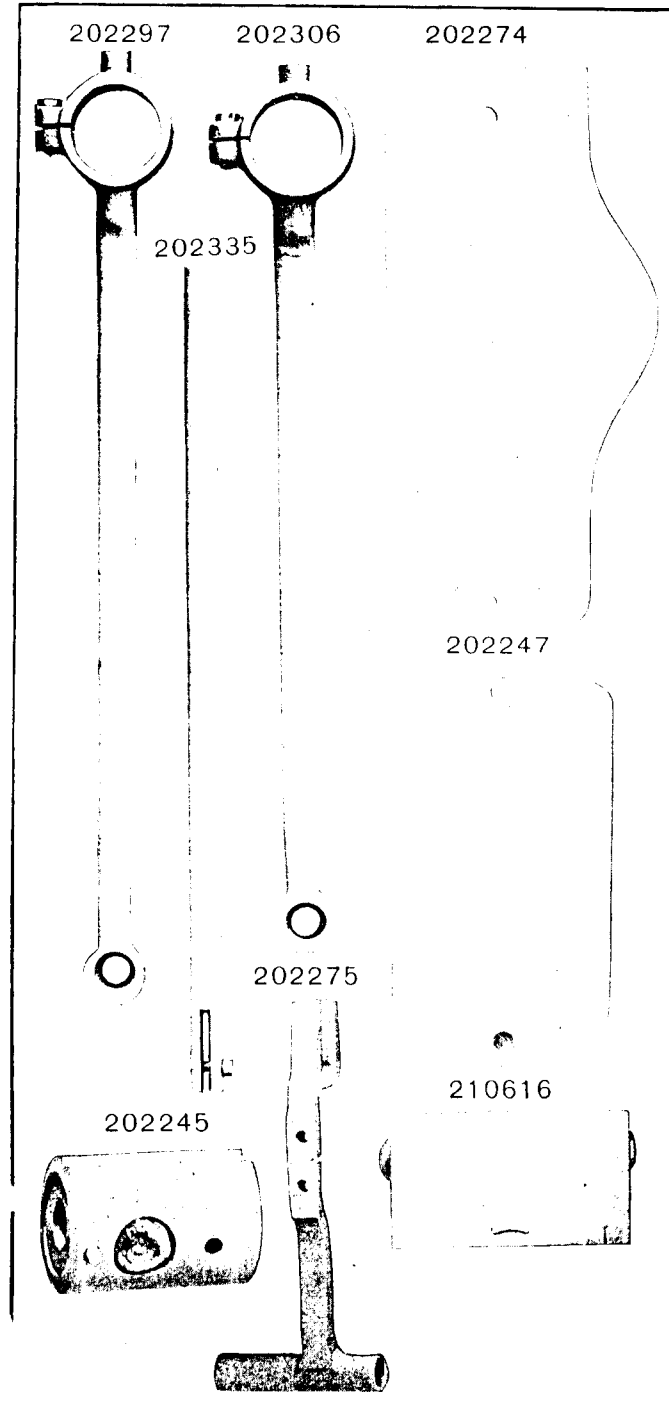


PLATE 10668-FULL SIZE

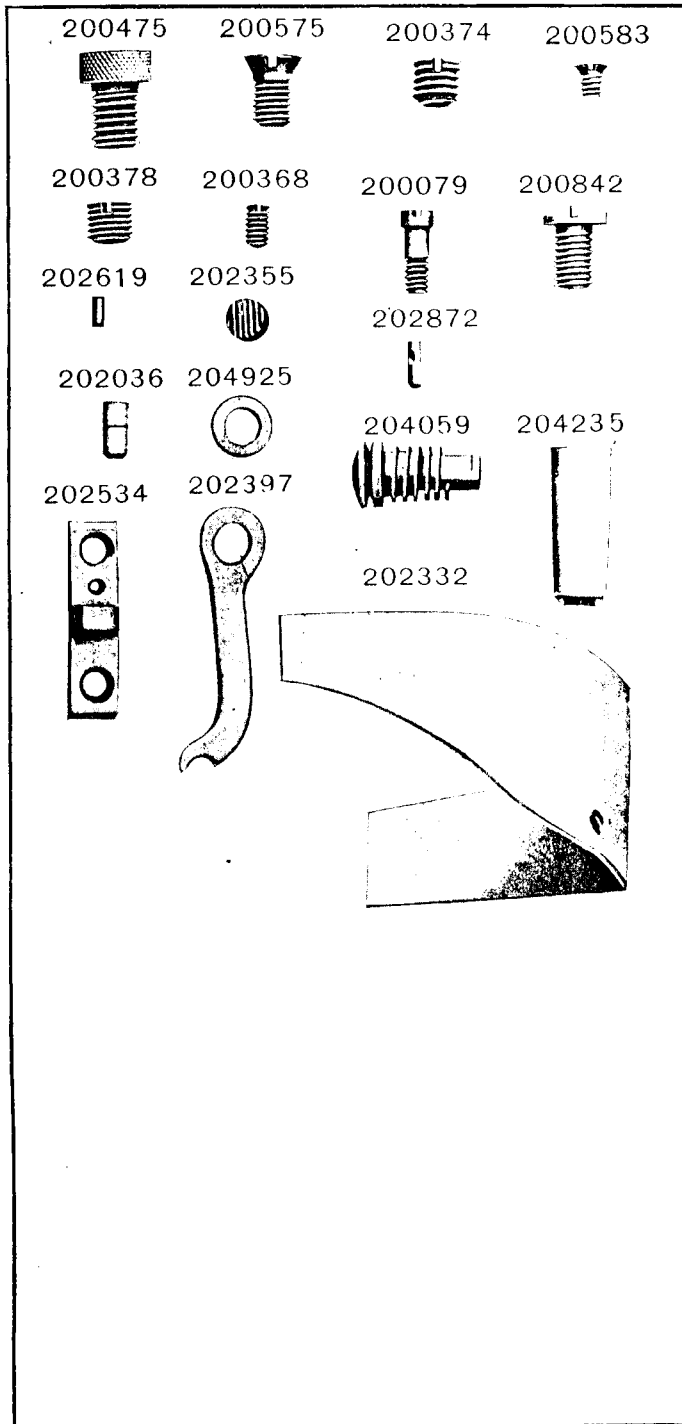


PLATE 10783-FULL SIZE

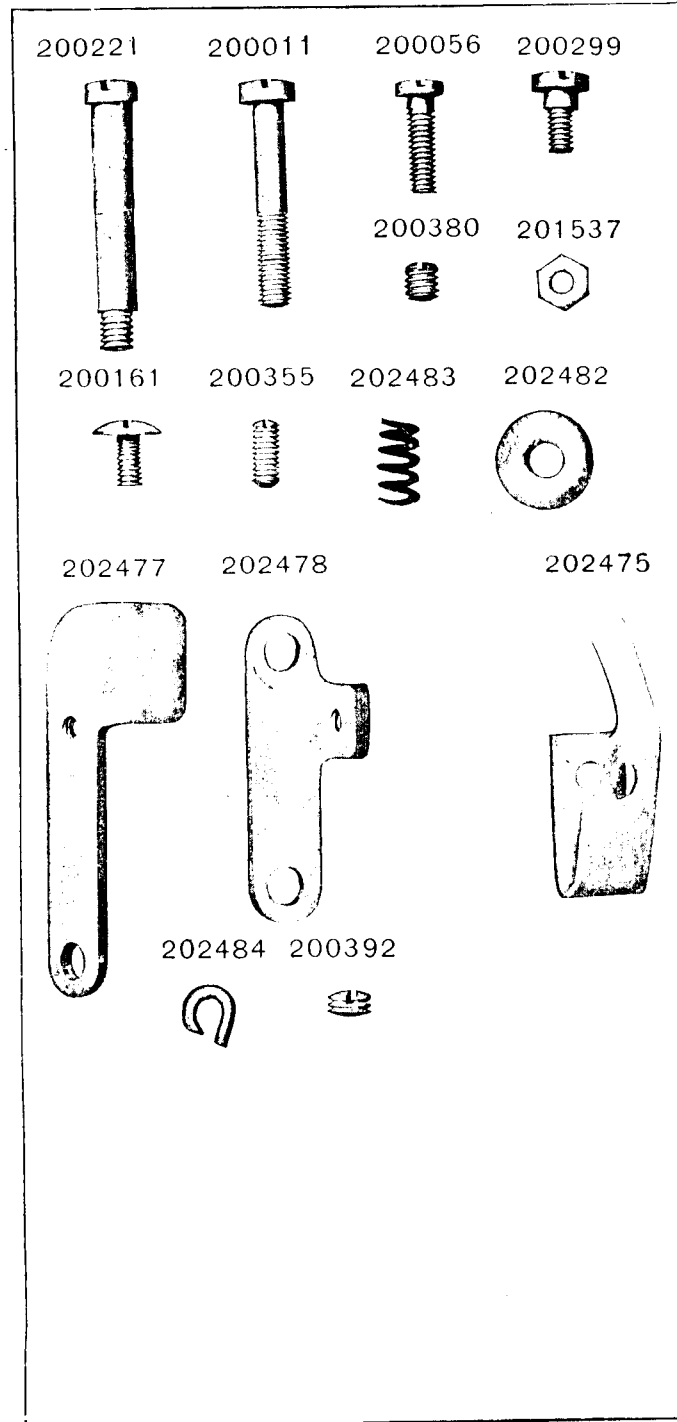


PLATE 10907 - FULL SIZE

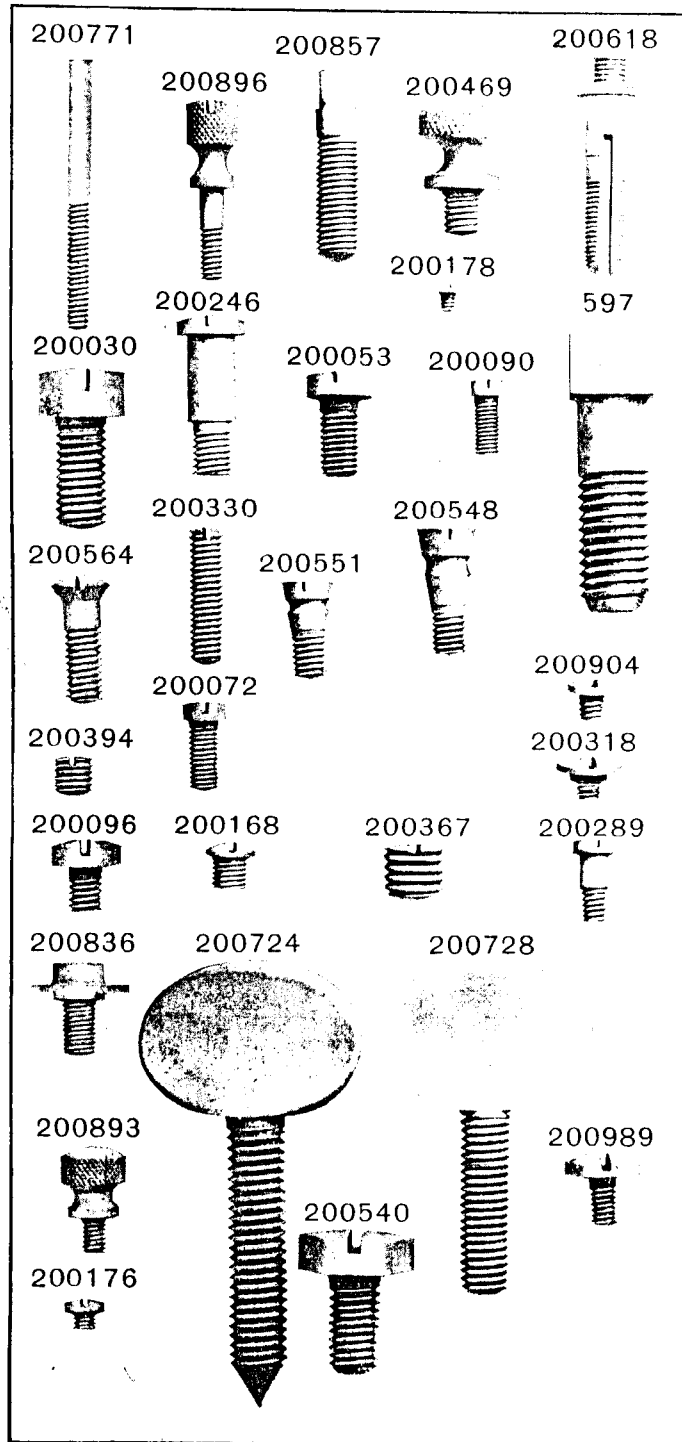


PLATE 10908 - FULL SIZE

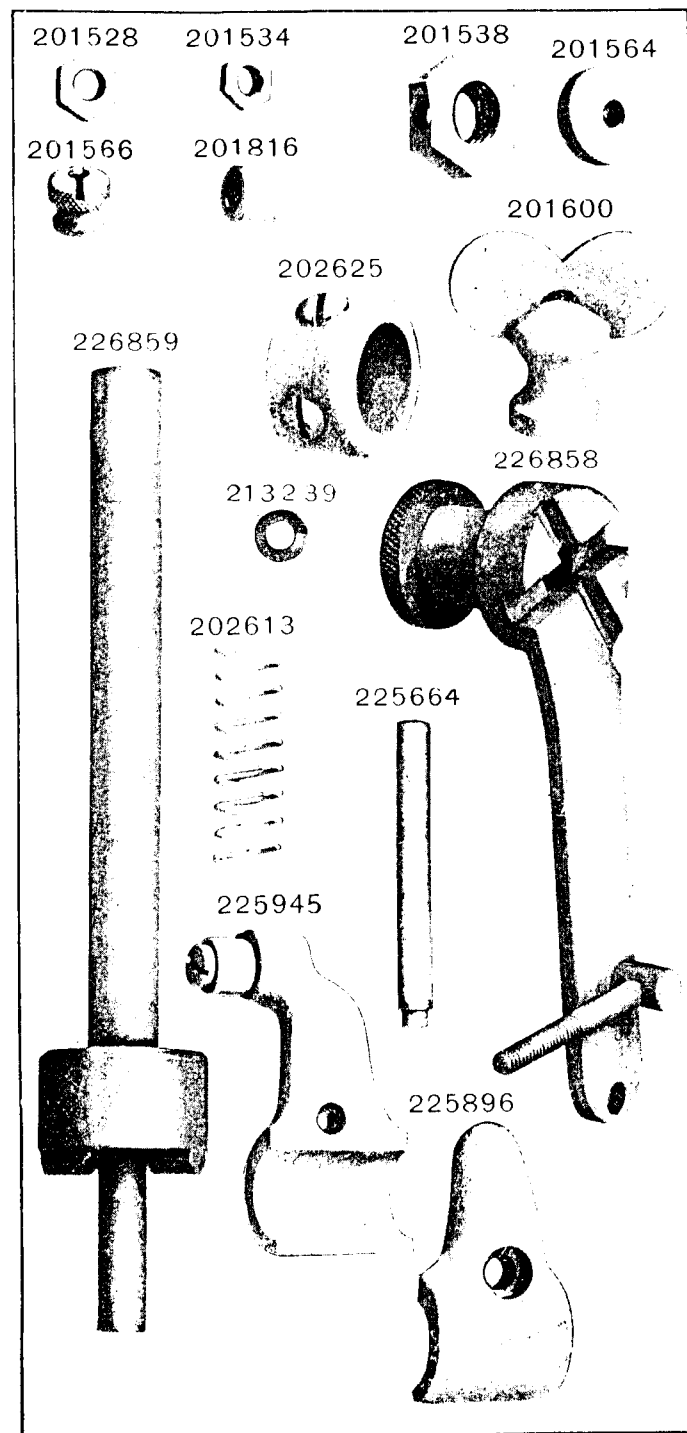




PLATE 10909 -FULL SIZE

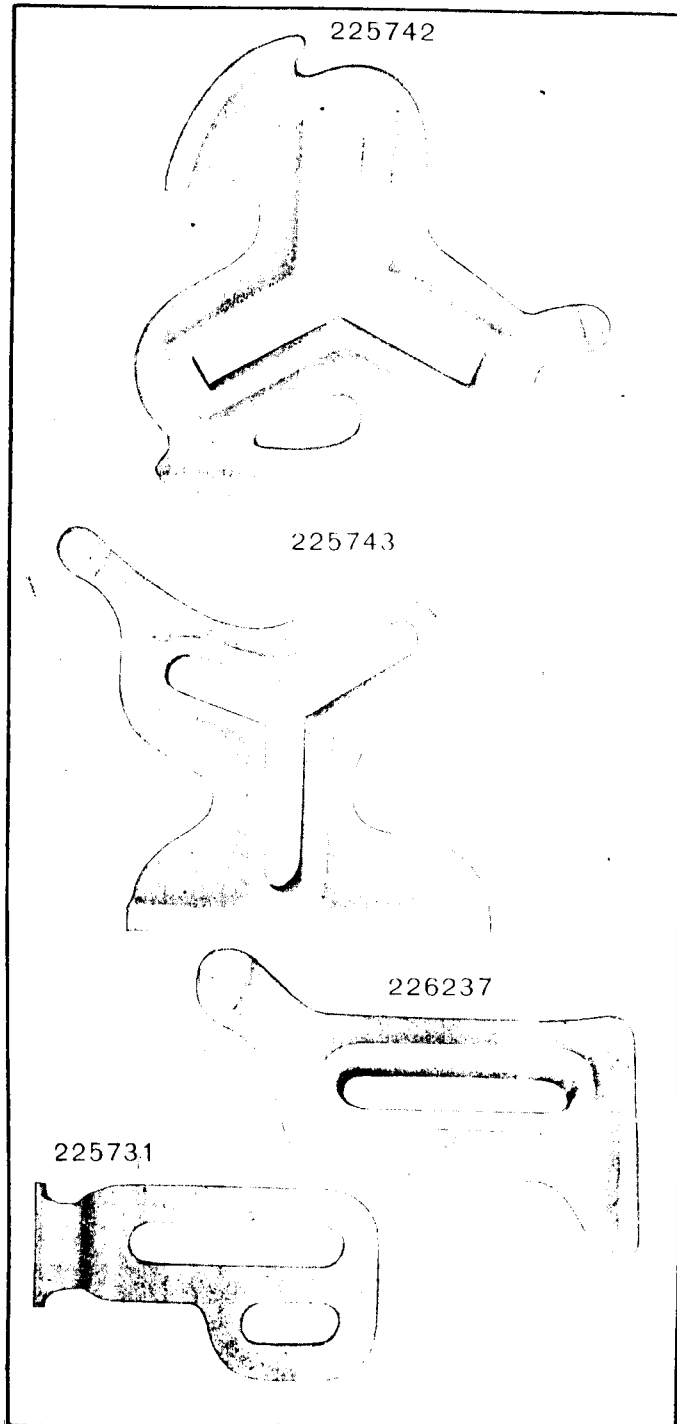


PLATE 10910 -FULL SIZE

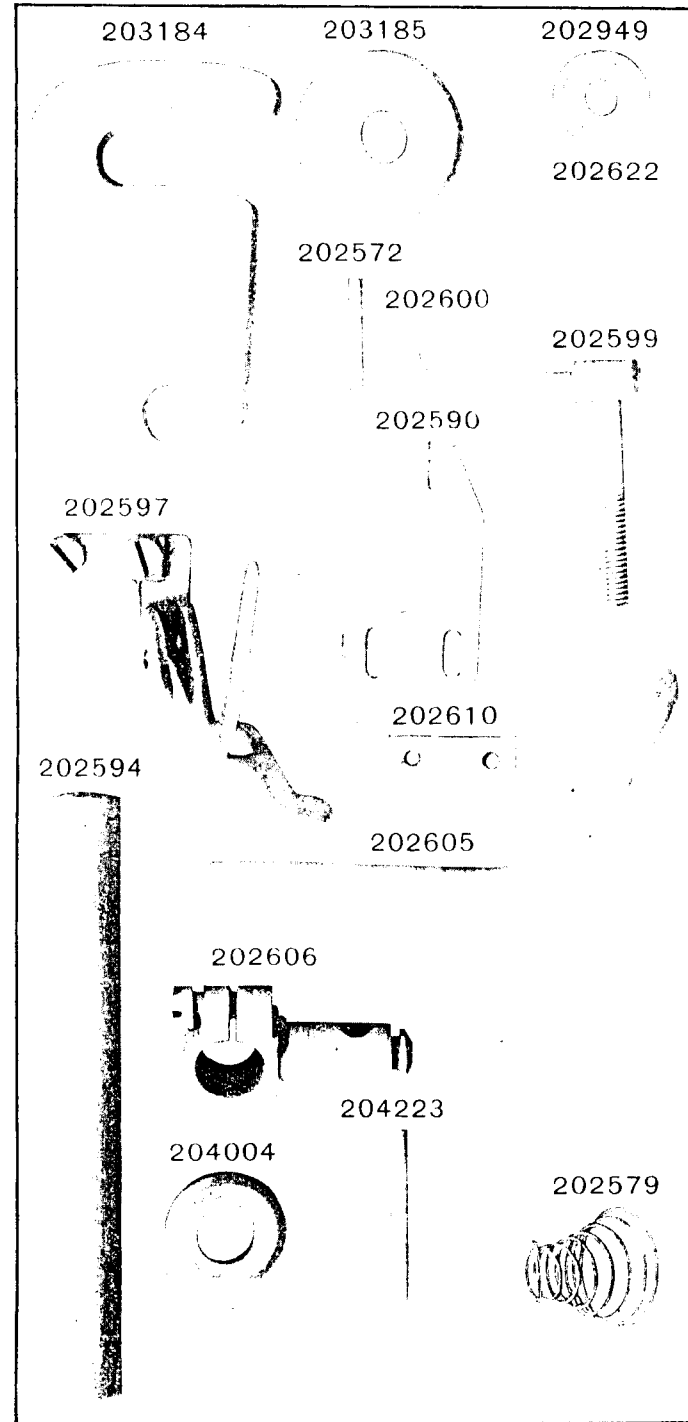


PLATE 10911 -FULL SIZE

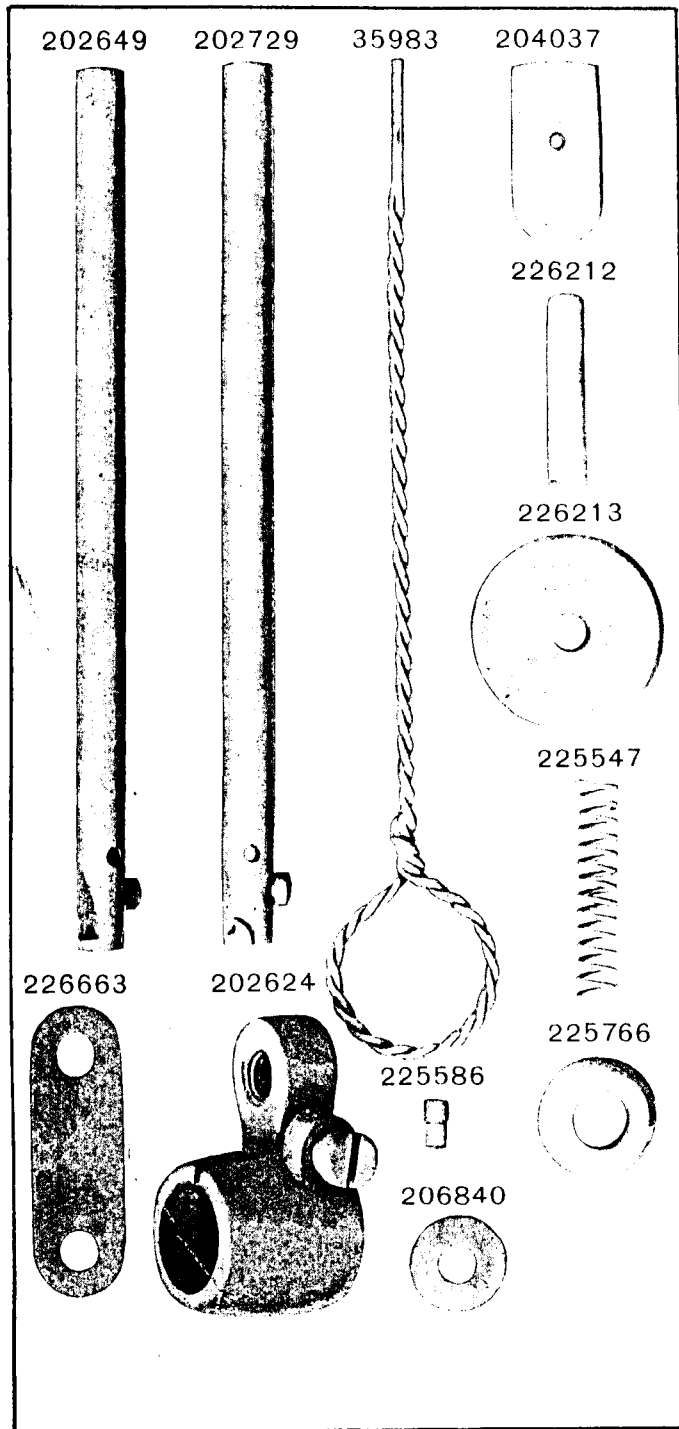


PLATE 10912 -FULL SIZE

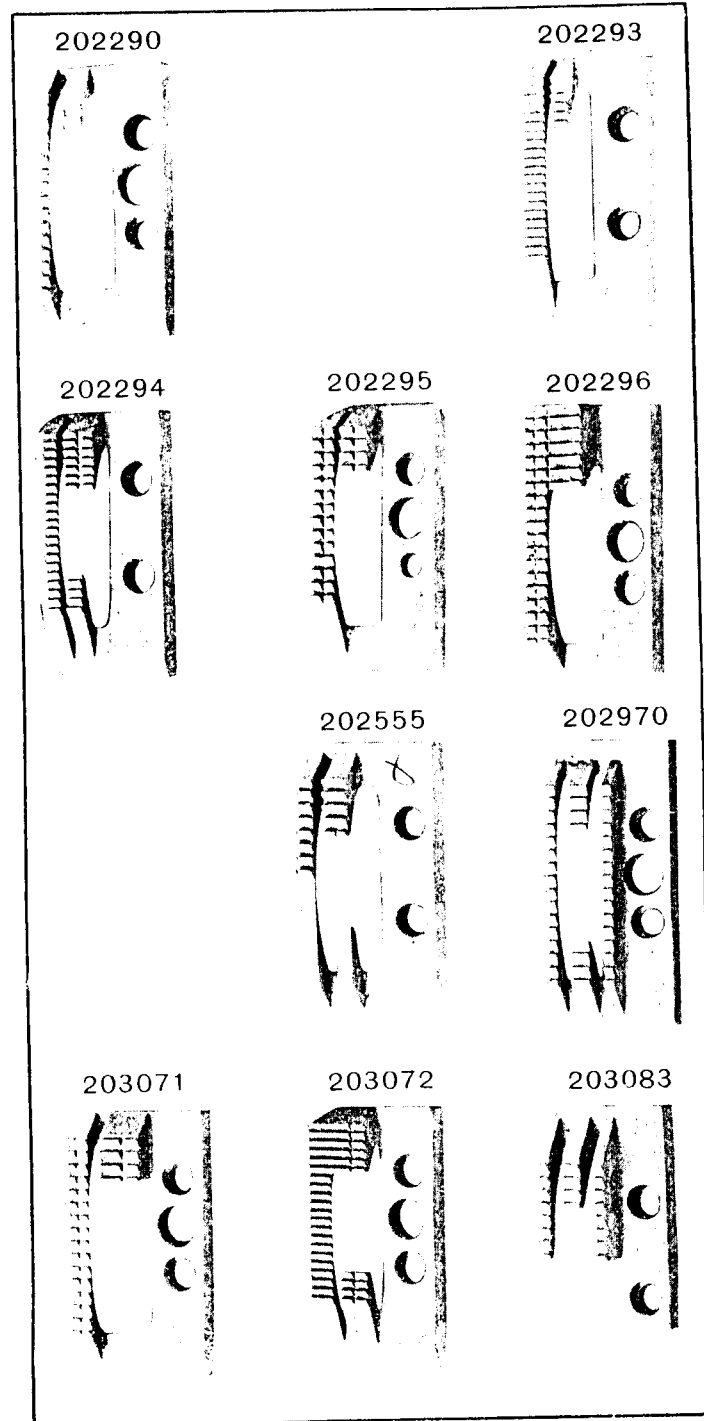


PLATE 10913 -FULL SIZE

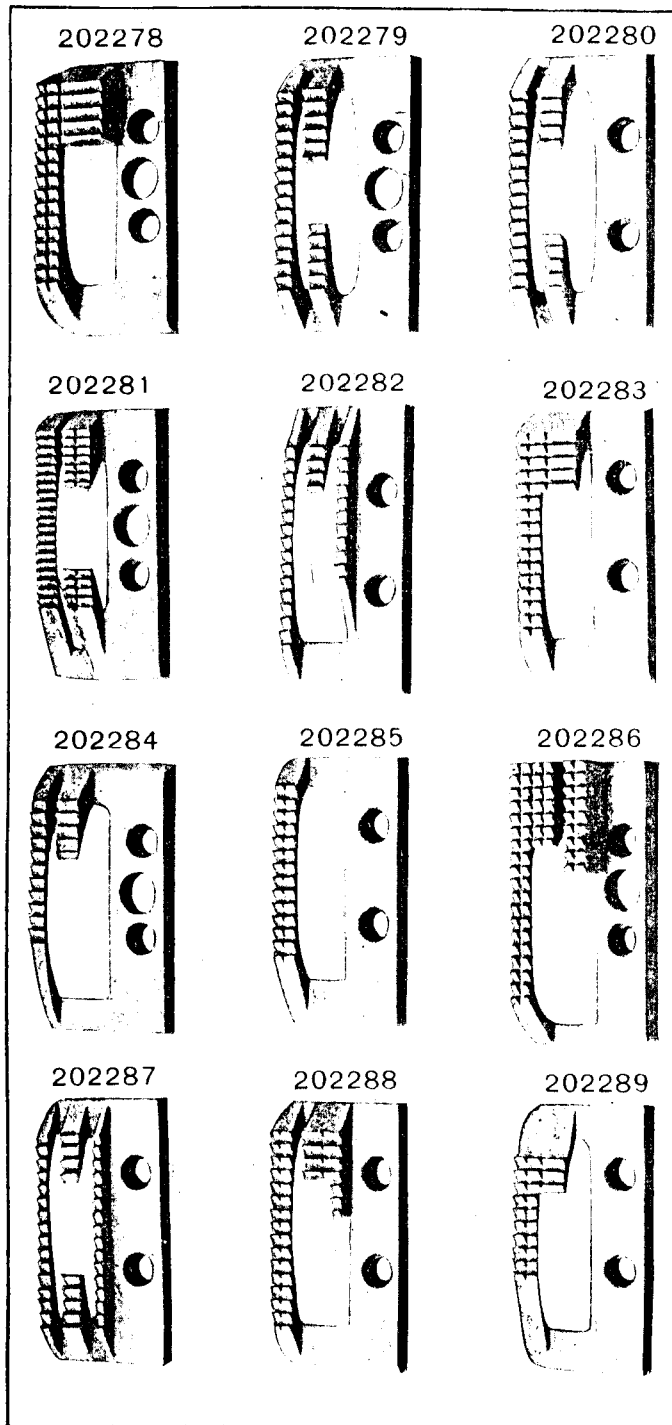


PLATE 10914 -FULL SIZE

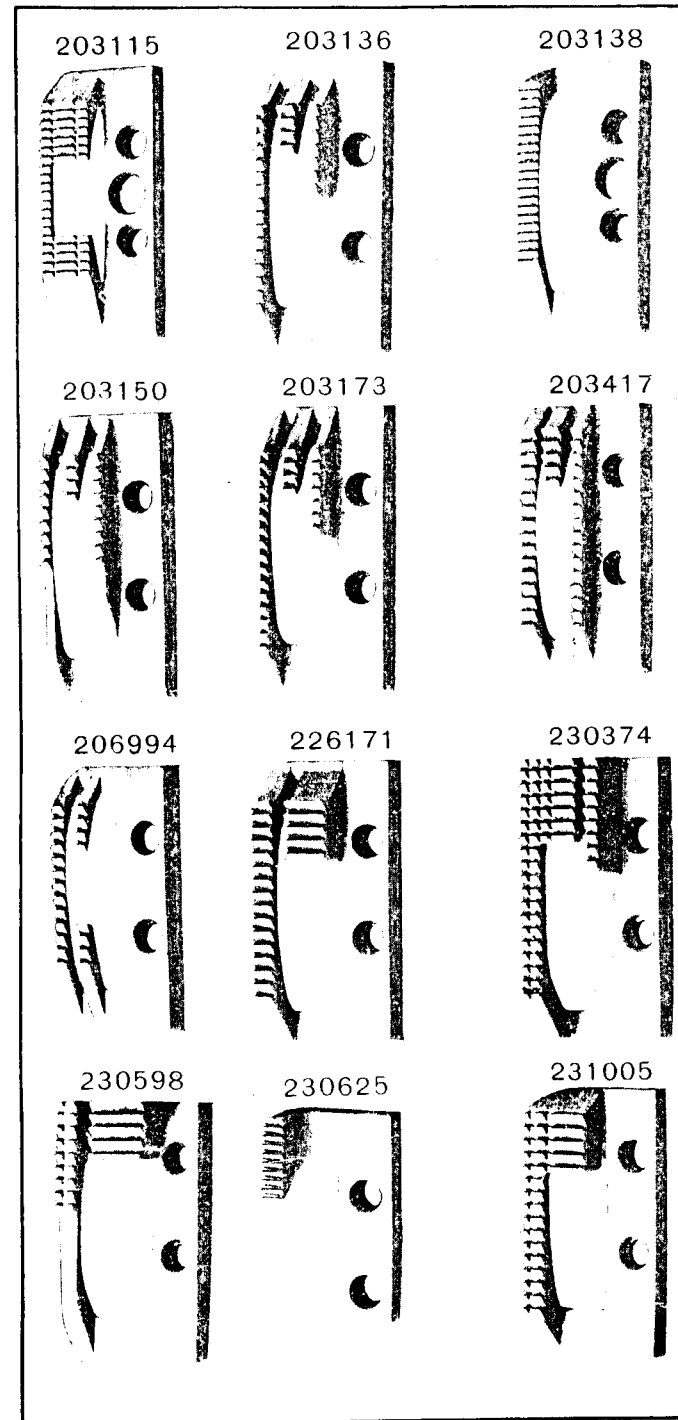


PLATE 10915 -FULL SIZE




PLATE 10916 -FULL SIZE




PLATE 10917 -FULL SIZE

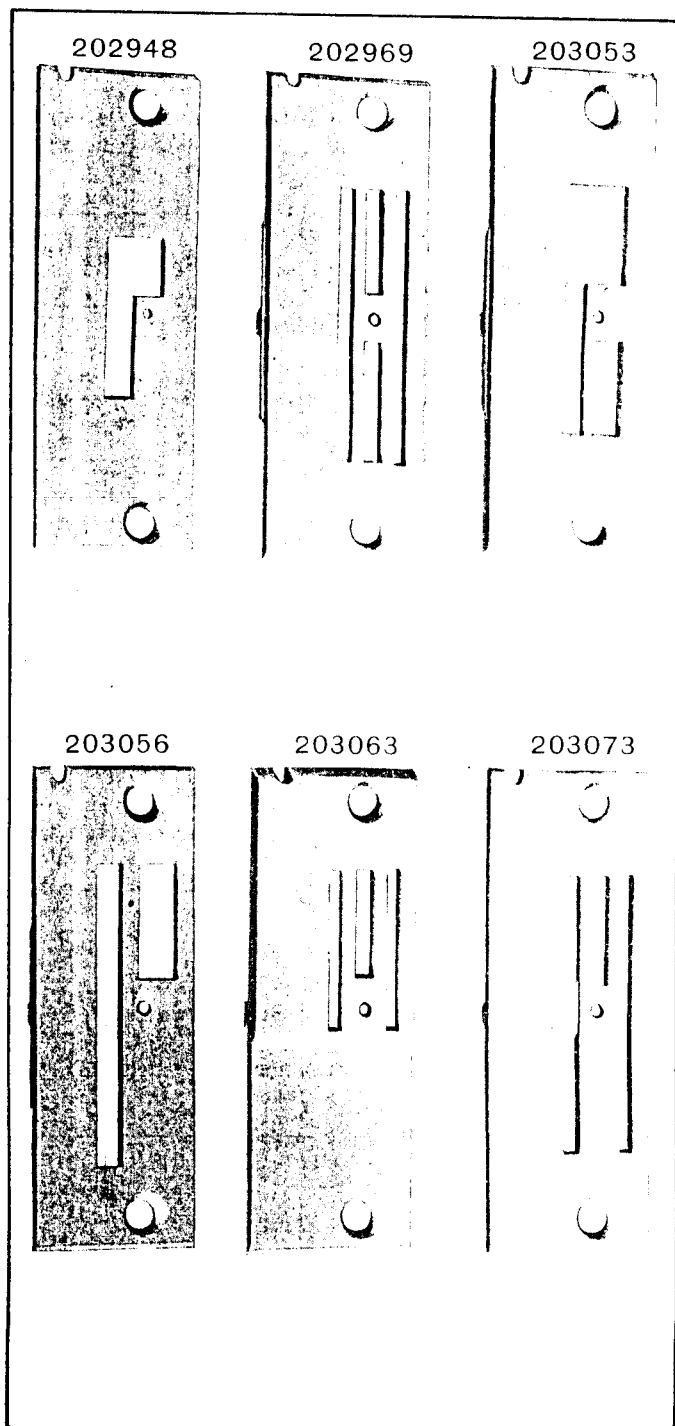


PLATE 10918 -FULL SIZE

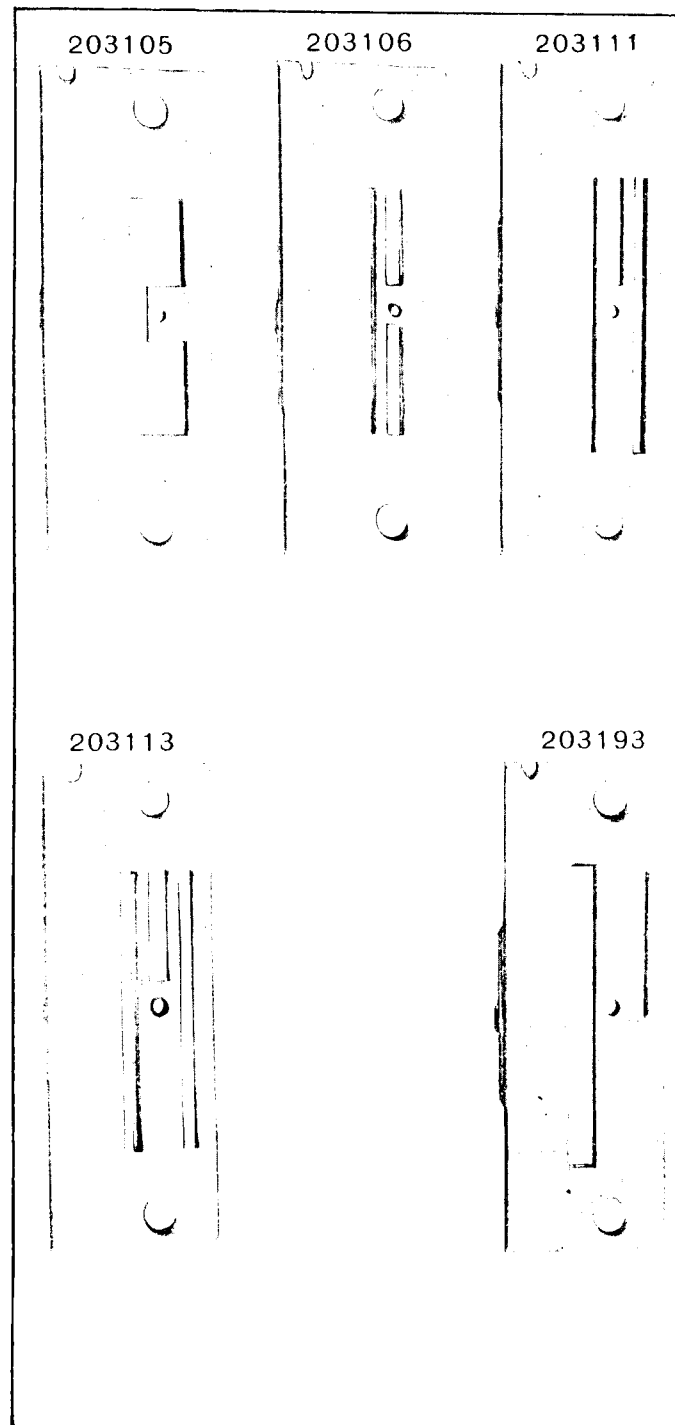


PLATE 10919 -FULL SIZE

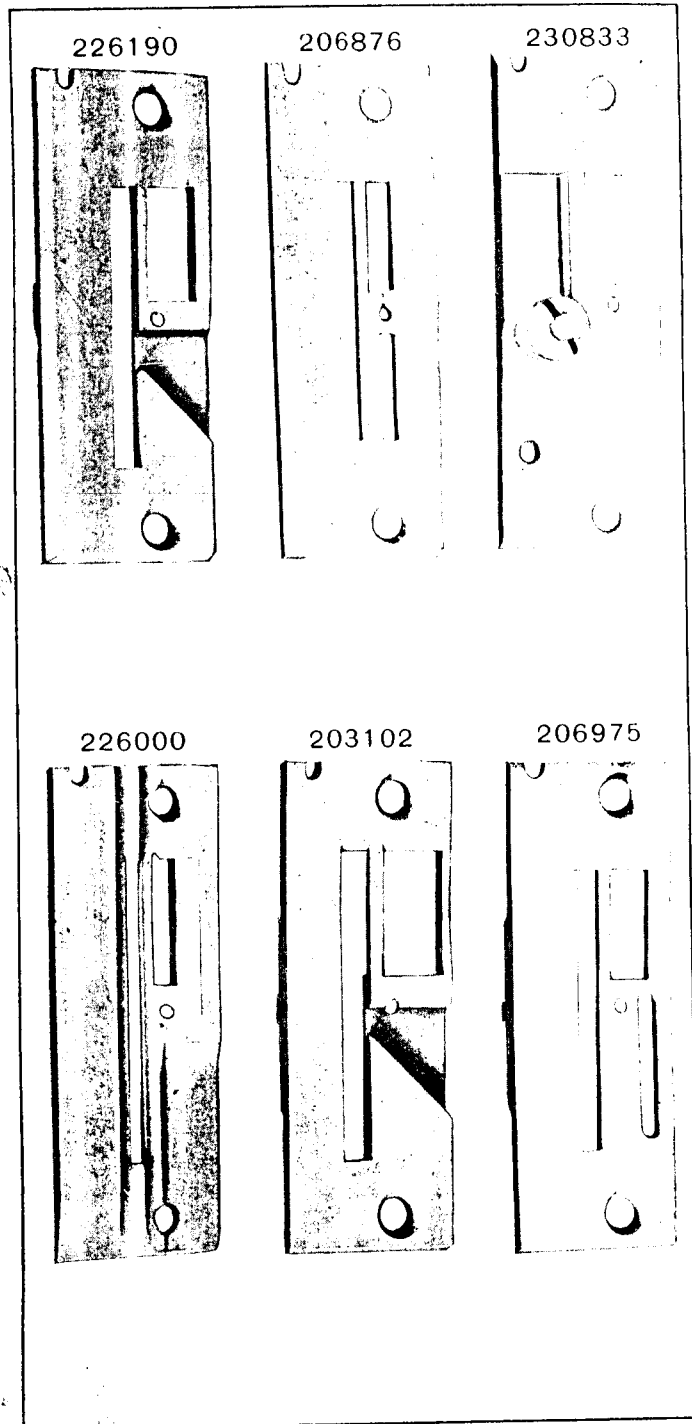


PLATE 10920 -FULL SIZE

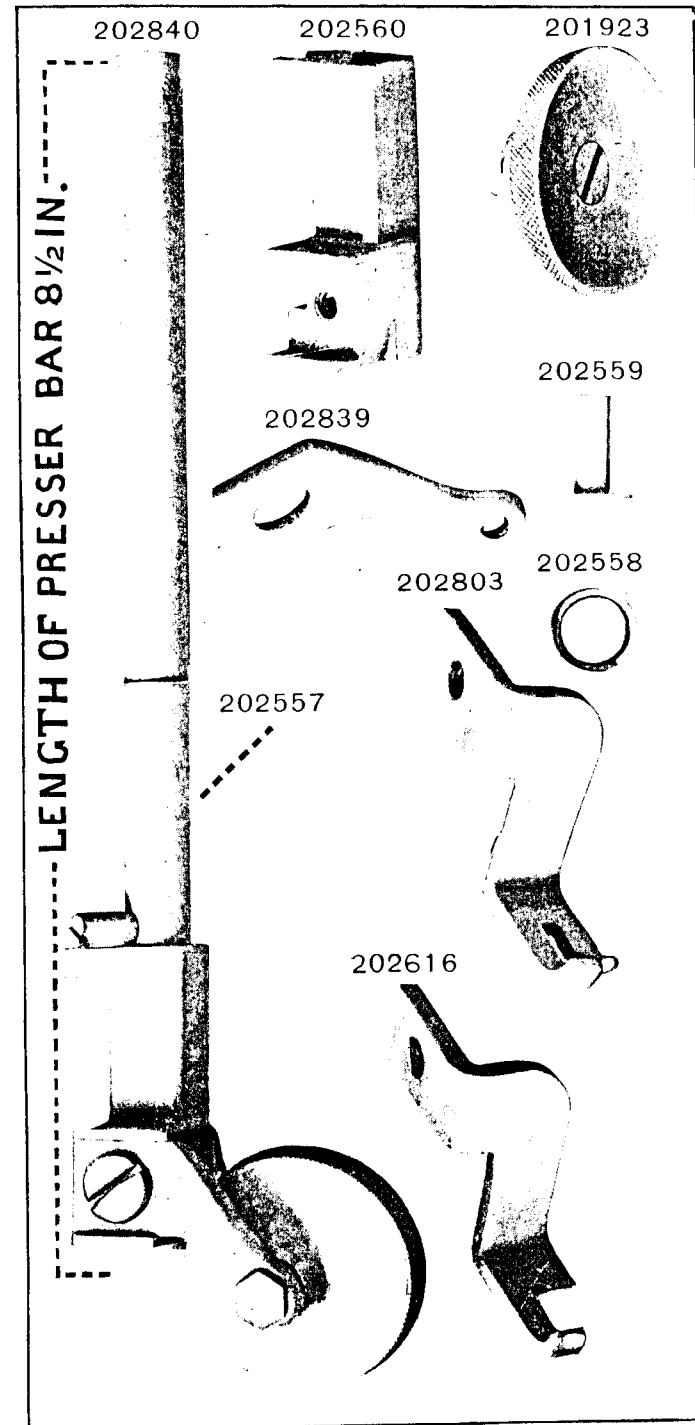


PLATE 10921 -FULL SIZE

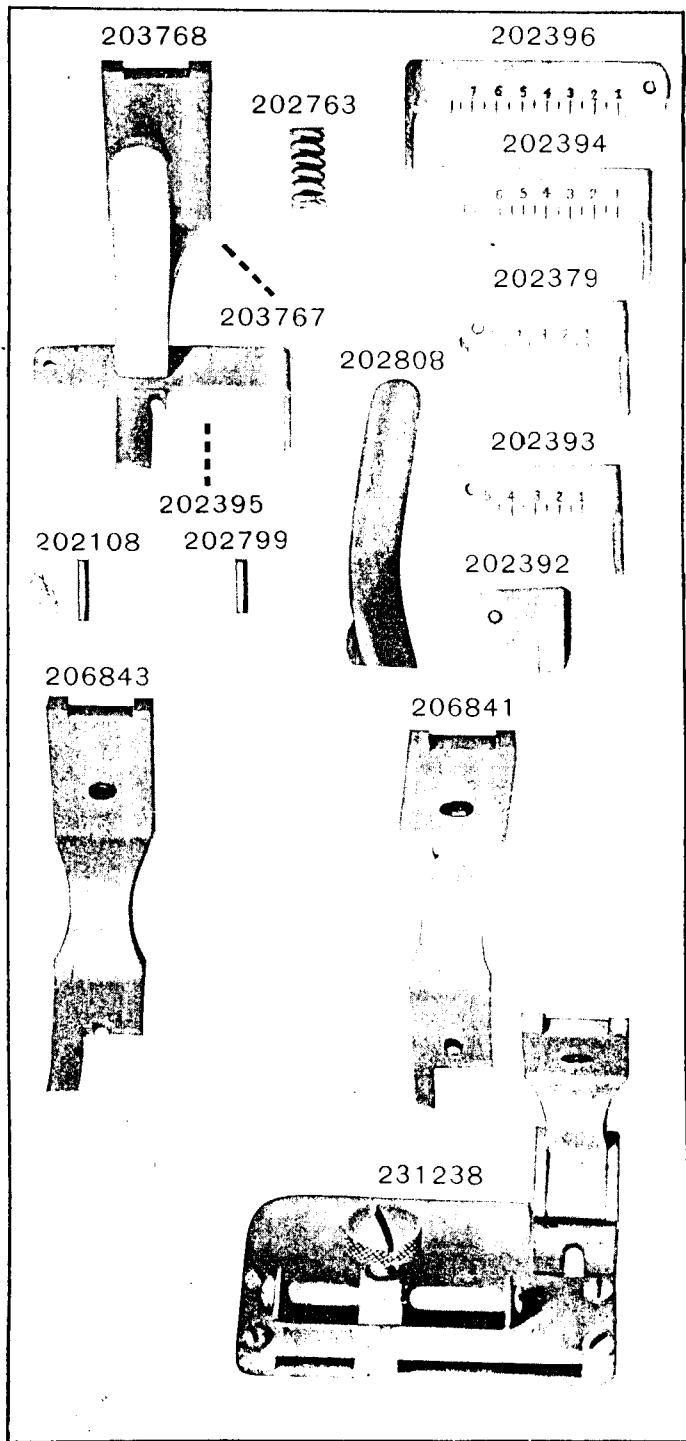


PLATE 10922 -FULL SIZE

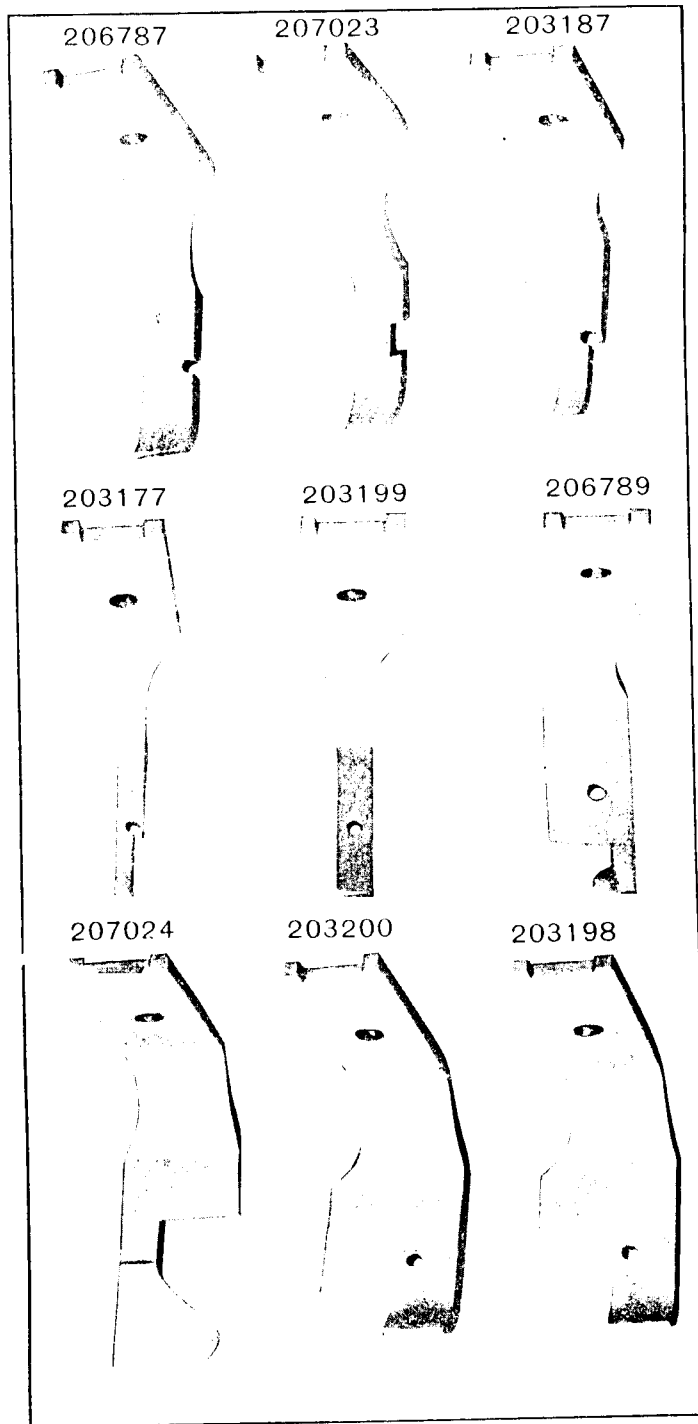


PLATE 10923 -FULL SIZE




PLATE 10924 -FULL SIZE

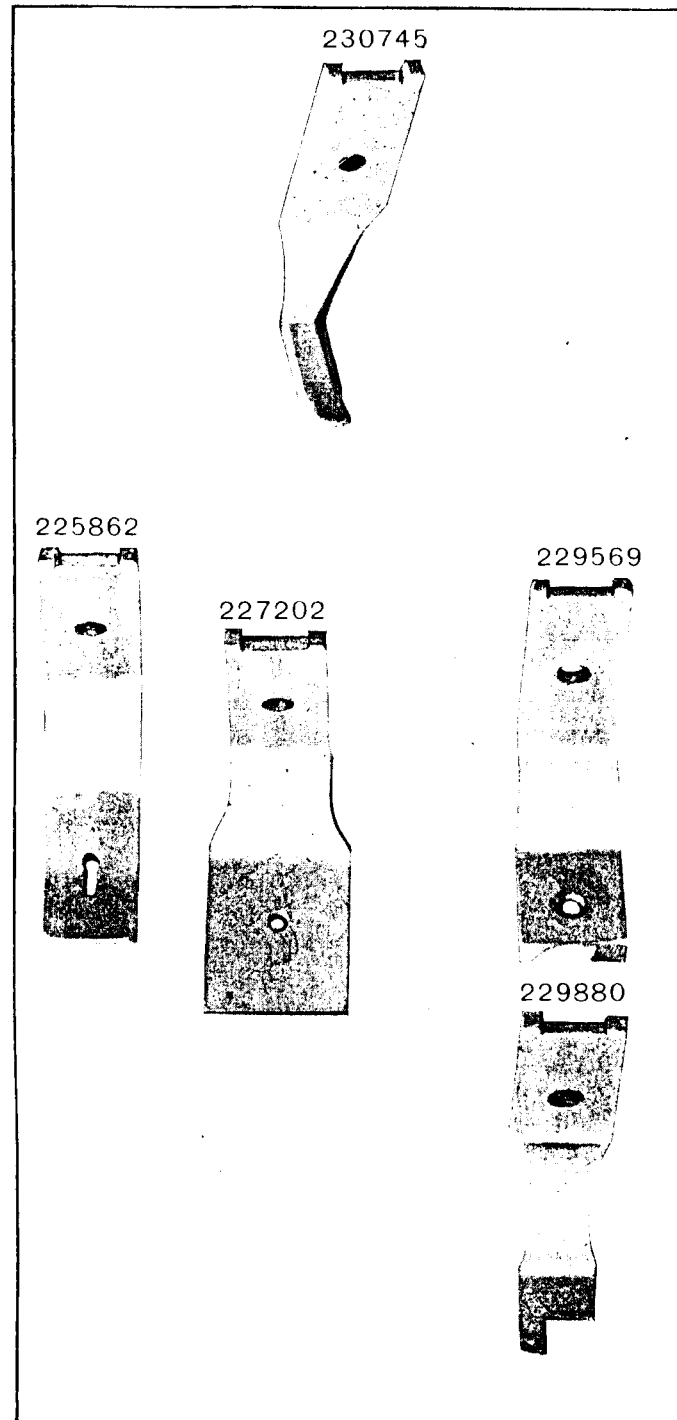




PLATE 10925 -FULL SIZE

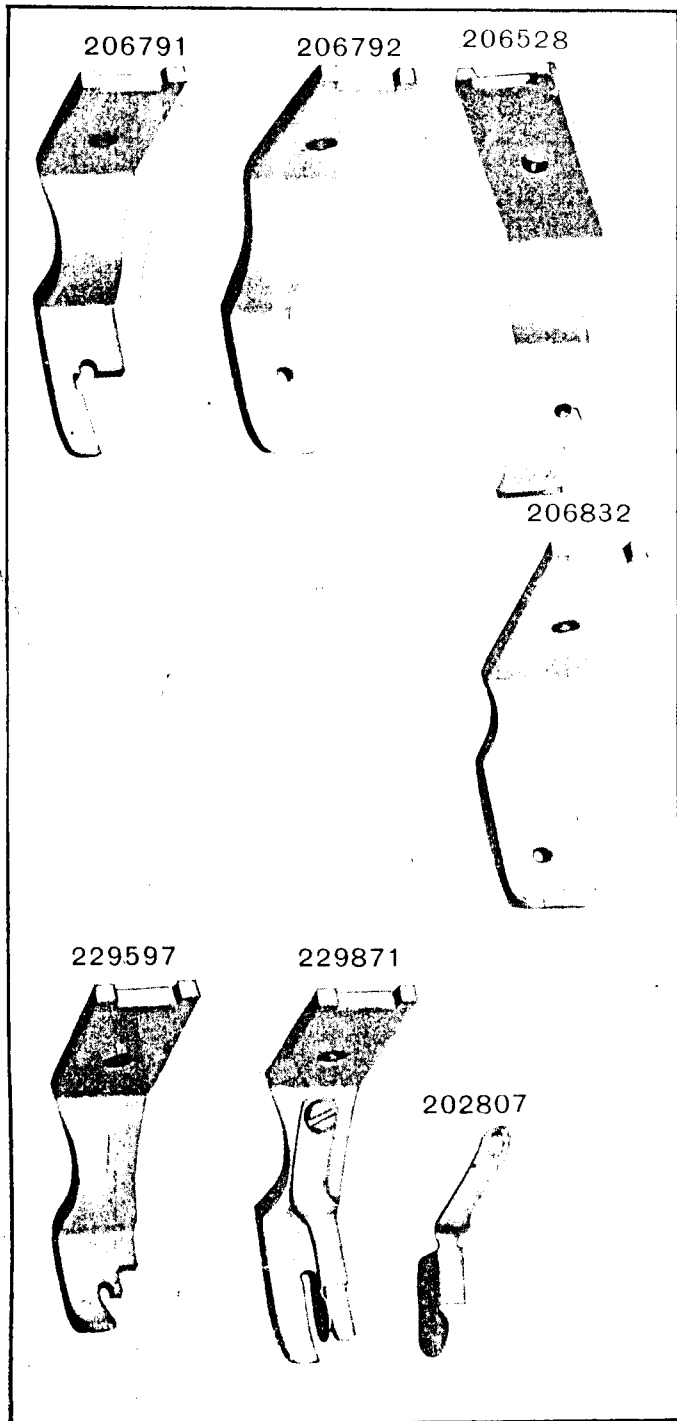


PLATE 10926 -FULL SIZE

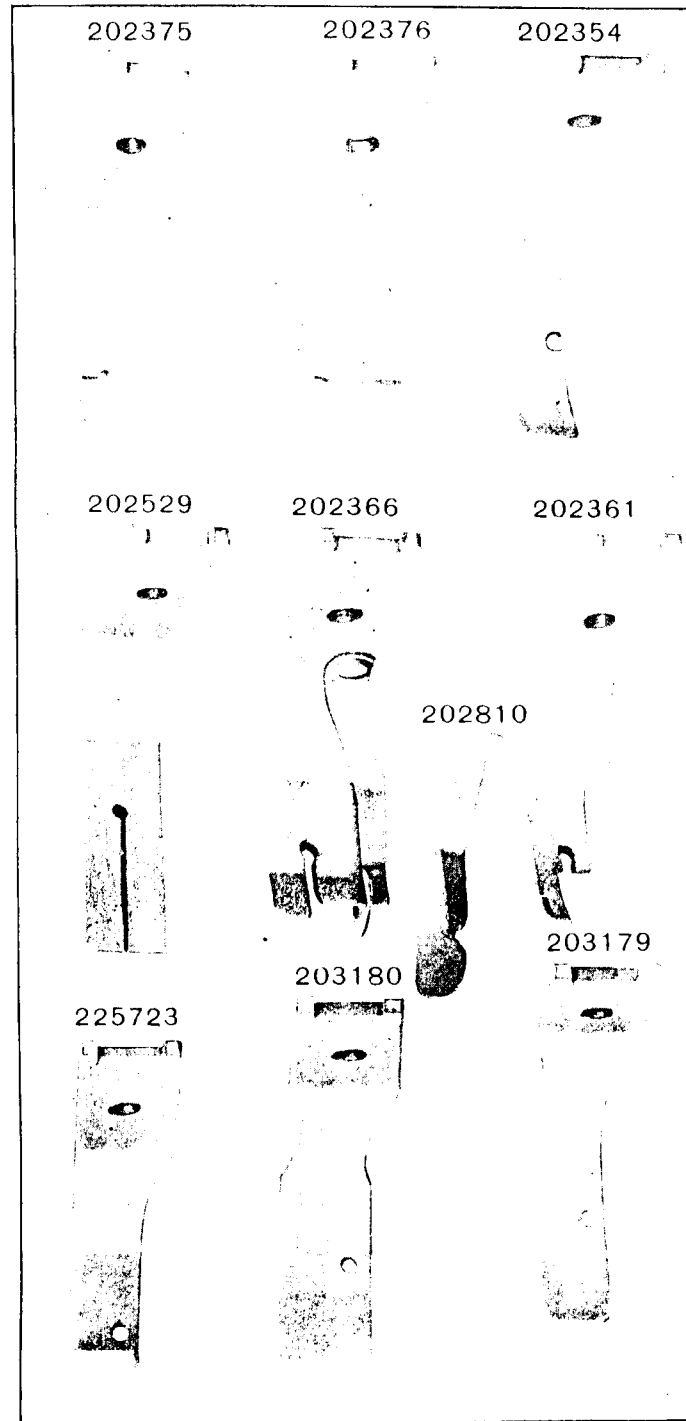


PLATE 10927 -FULL SIZE

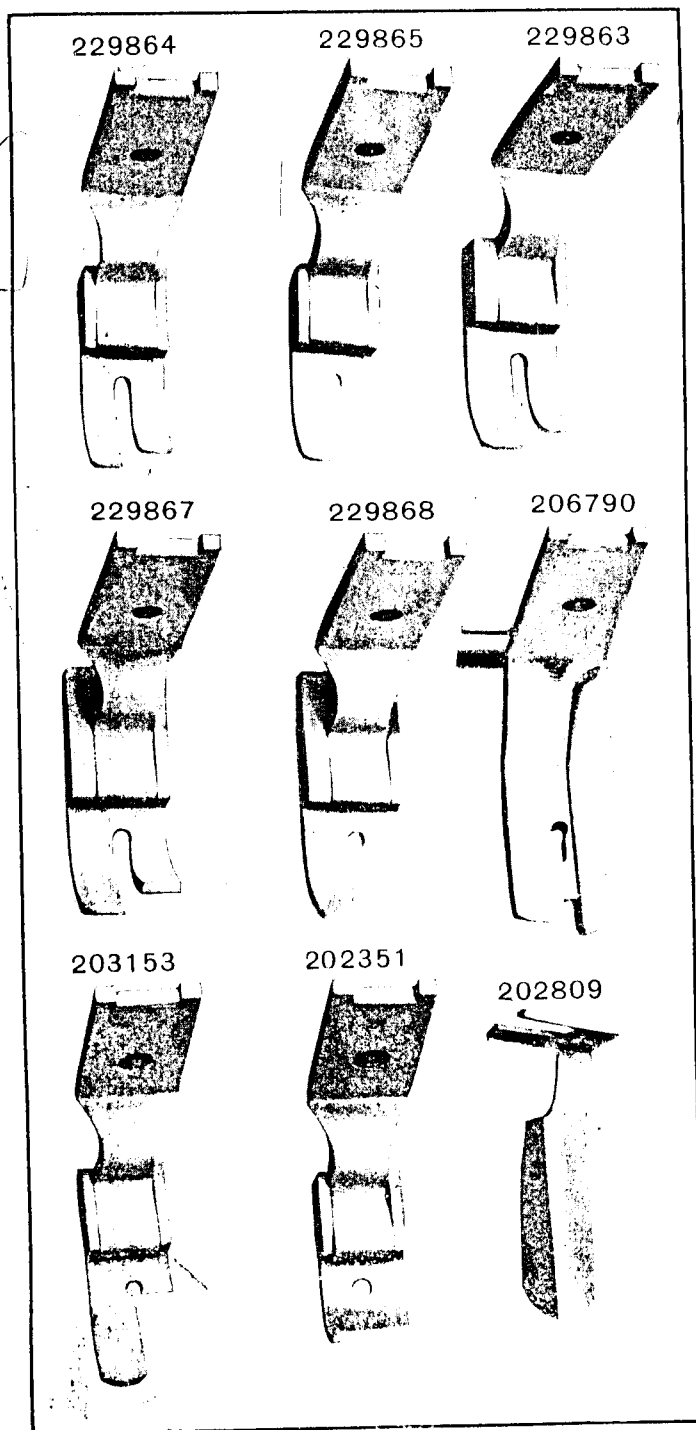


PLATE 10928 -FULL SIZE

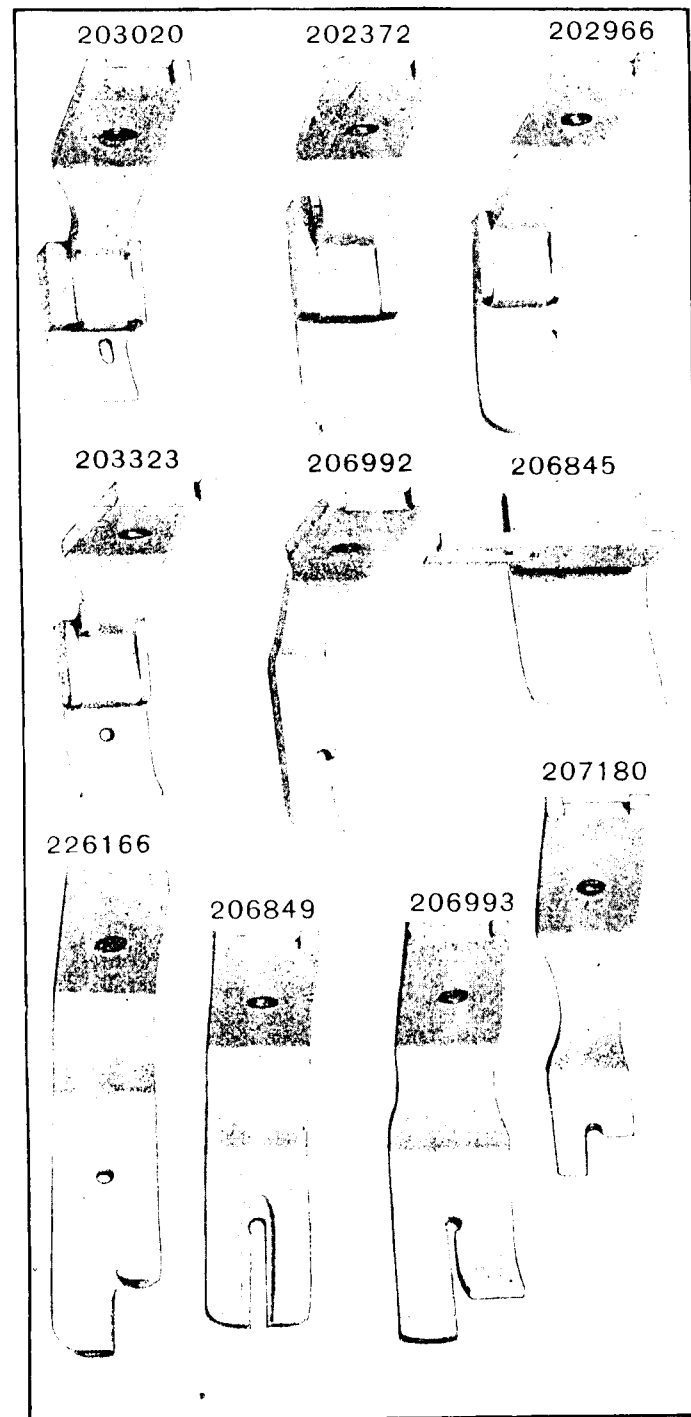


PLATE 10929 -FULL SIZE

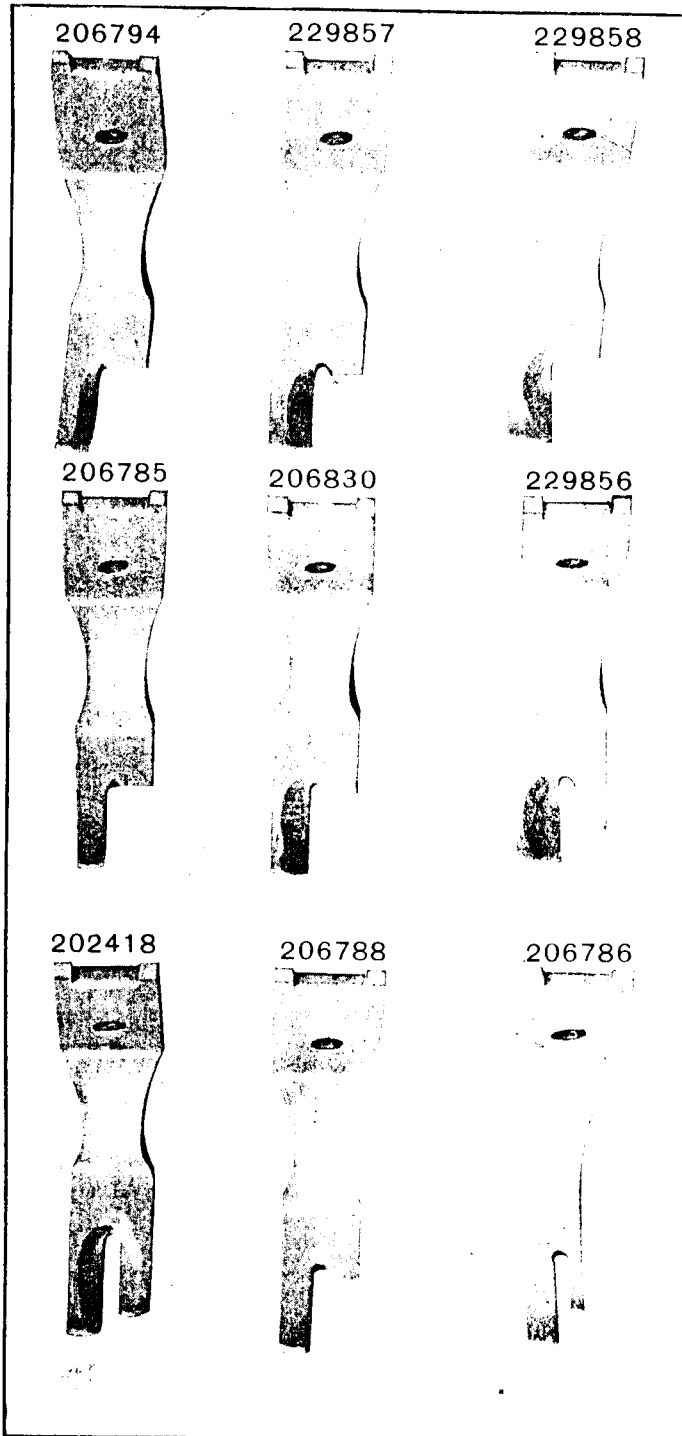


PLATE 10930 -FULL SIZE

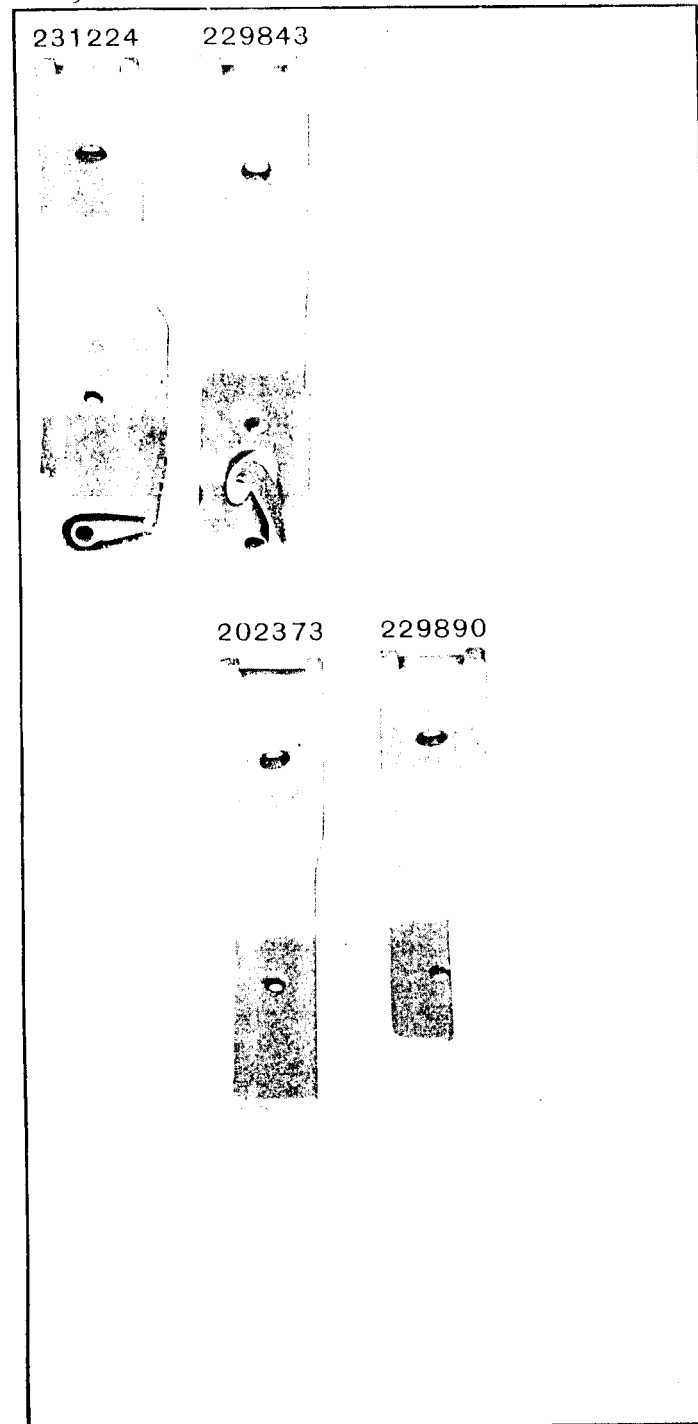


PLATE 10931 - FULL SIZE

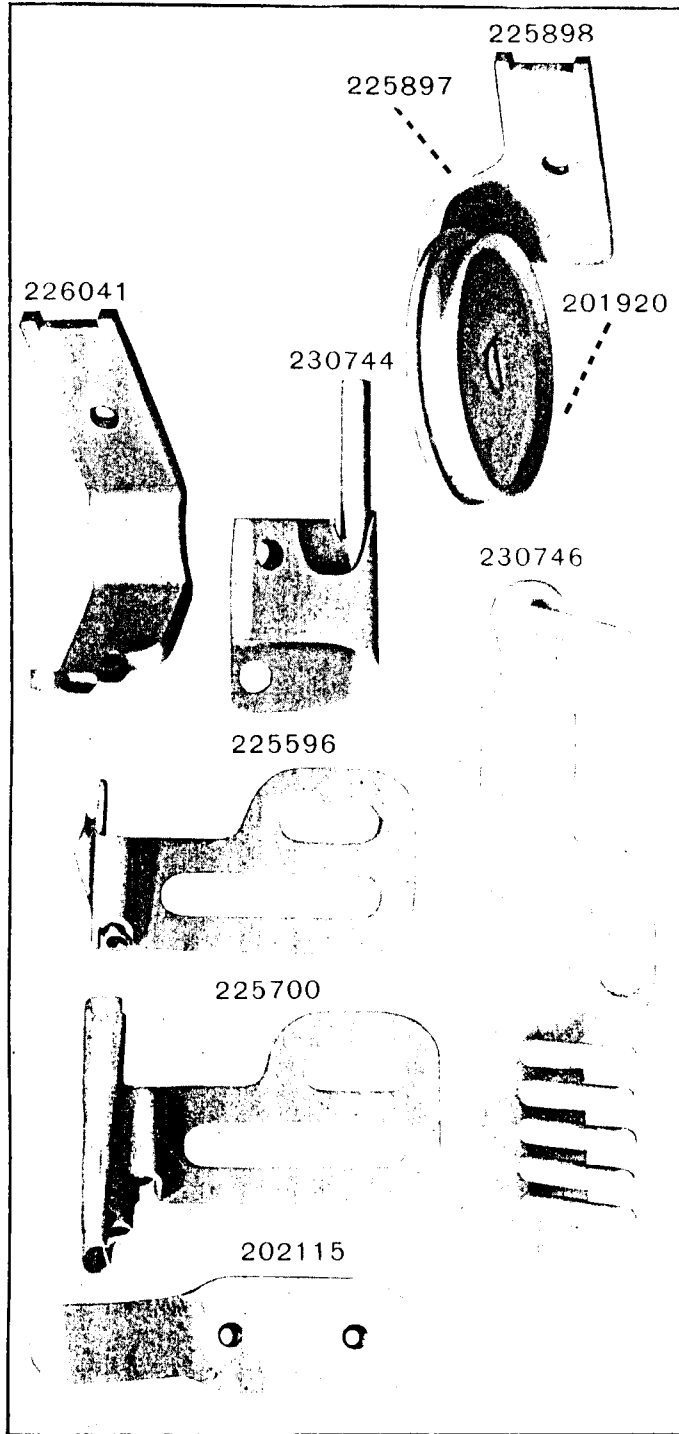


PLATE 10932 - ONE - HALF SIZE

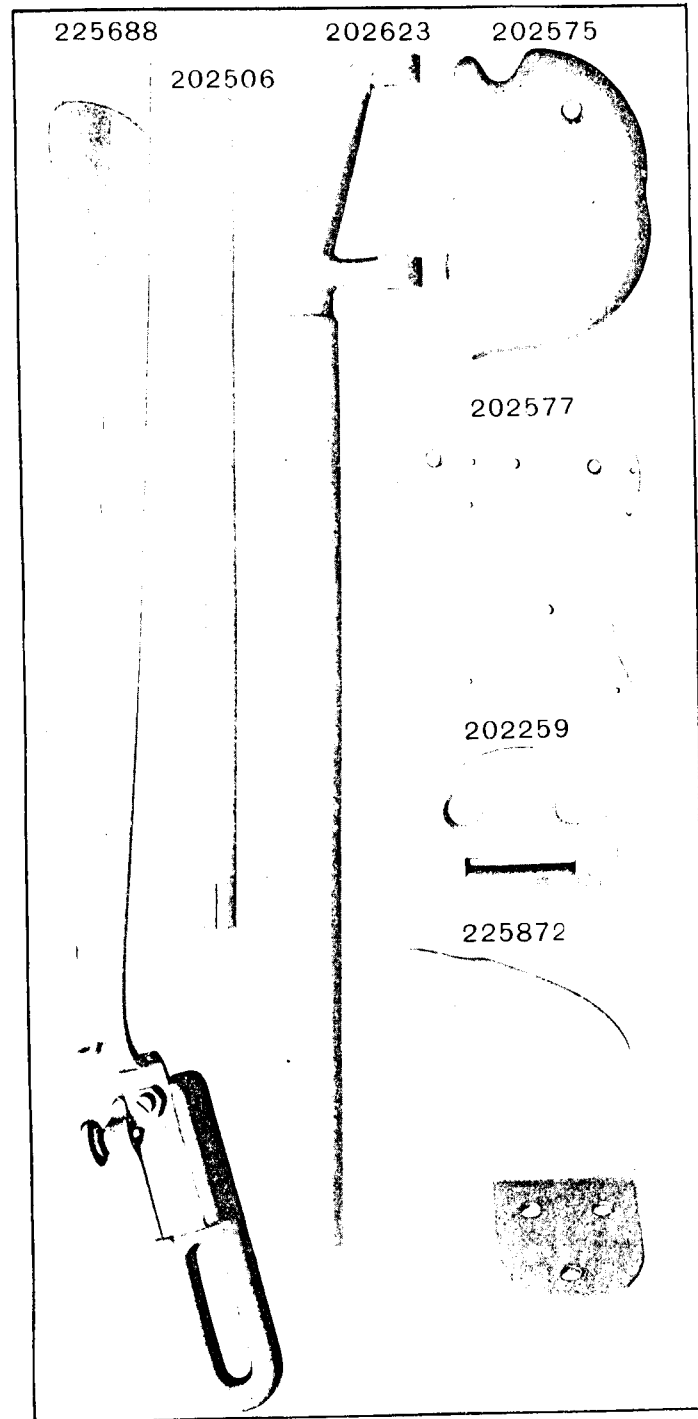


PLATE 10933 - FULL SIZE

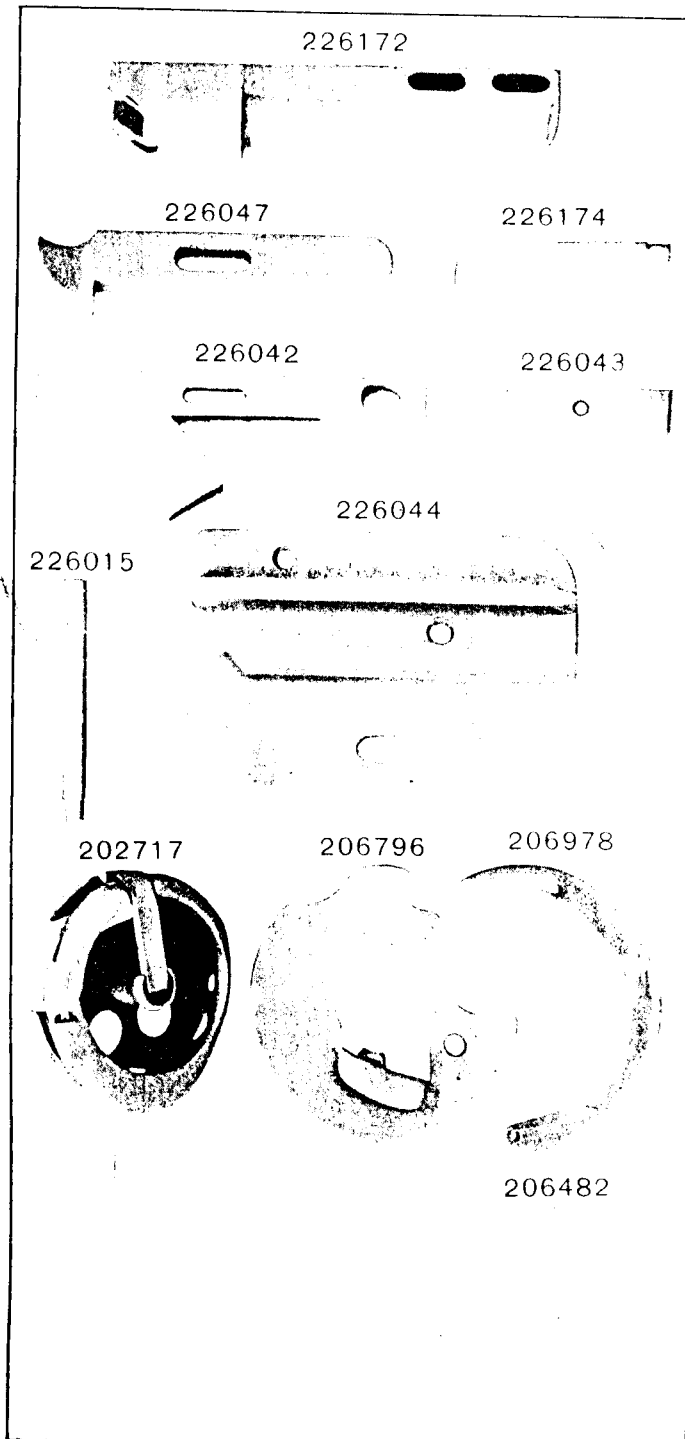


PLATE 10934 - ONE-HALF SIZE

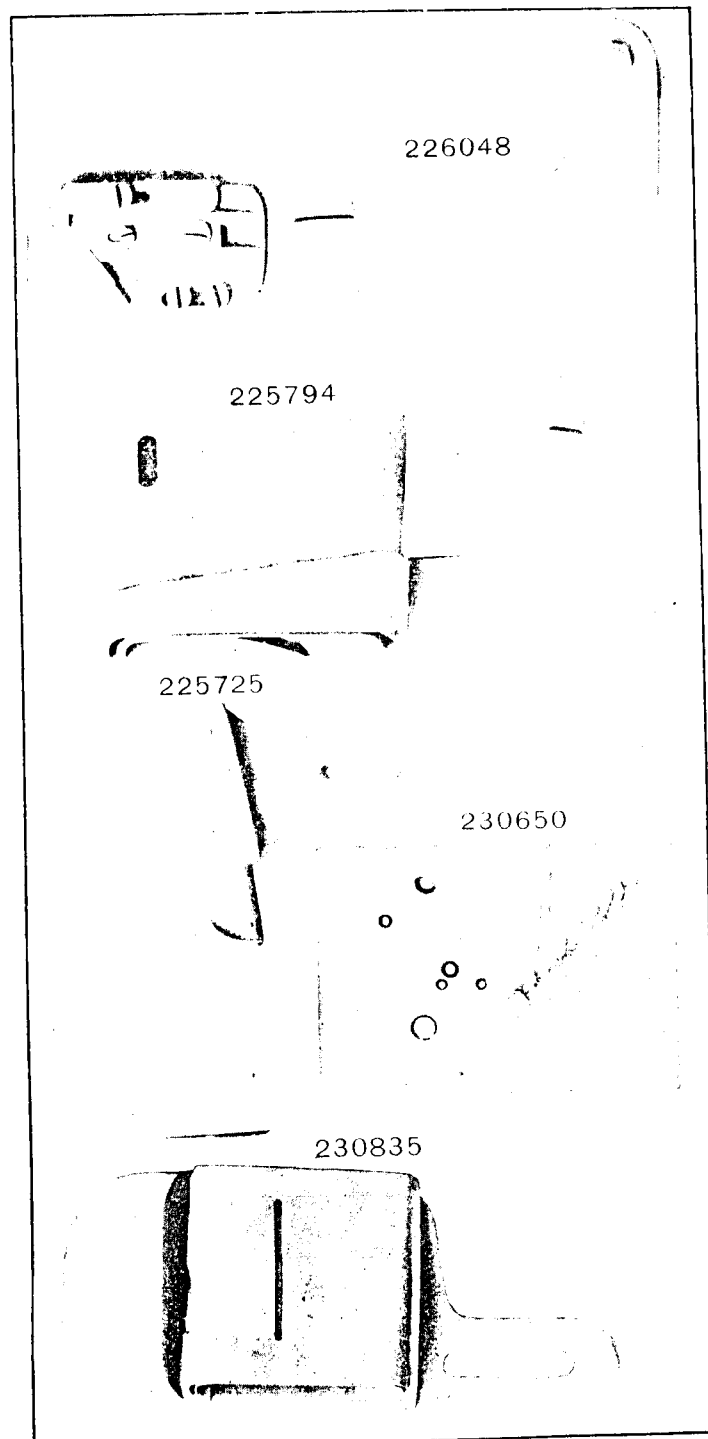


PLATE 10935 - ONE-HALF SIZE

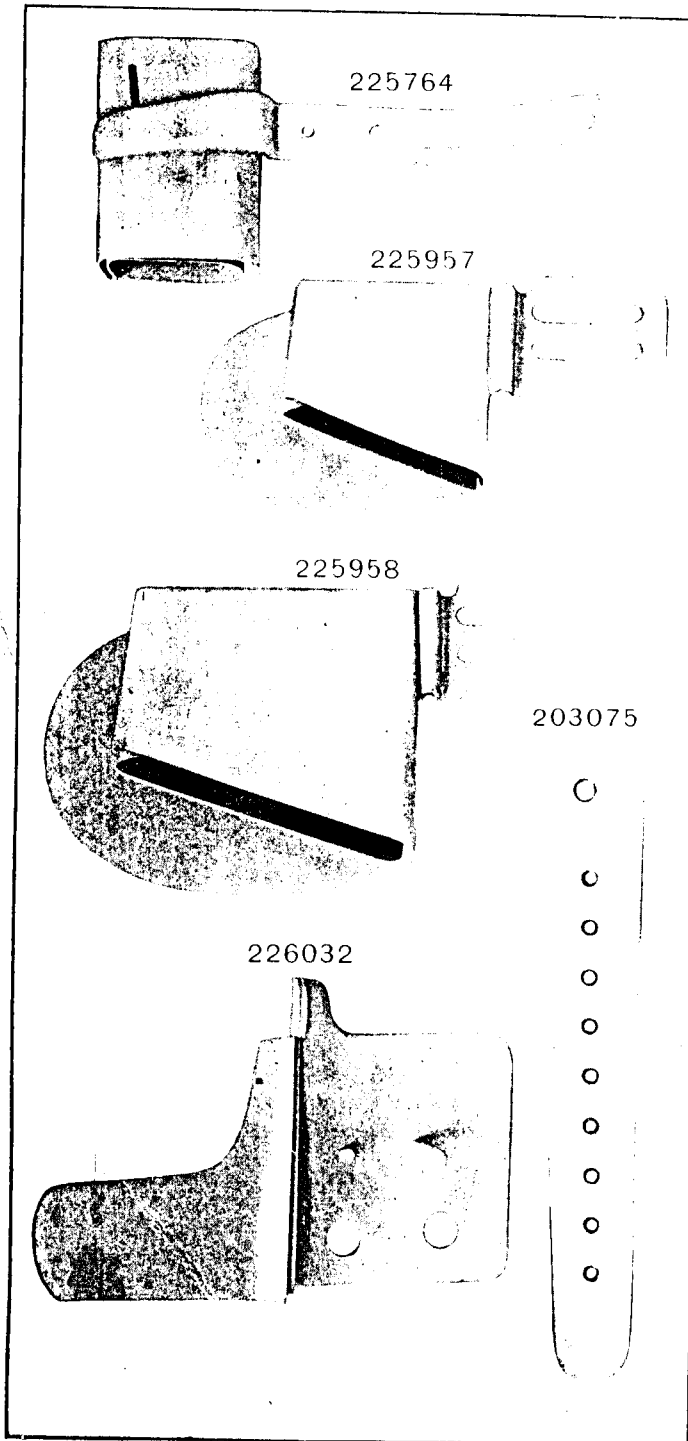


PLATE 10936 - ONE-FOURTH SIZE

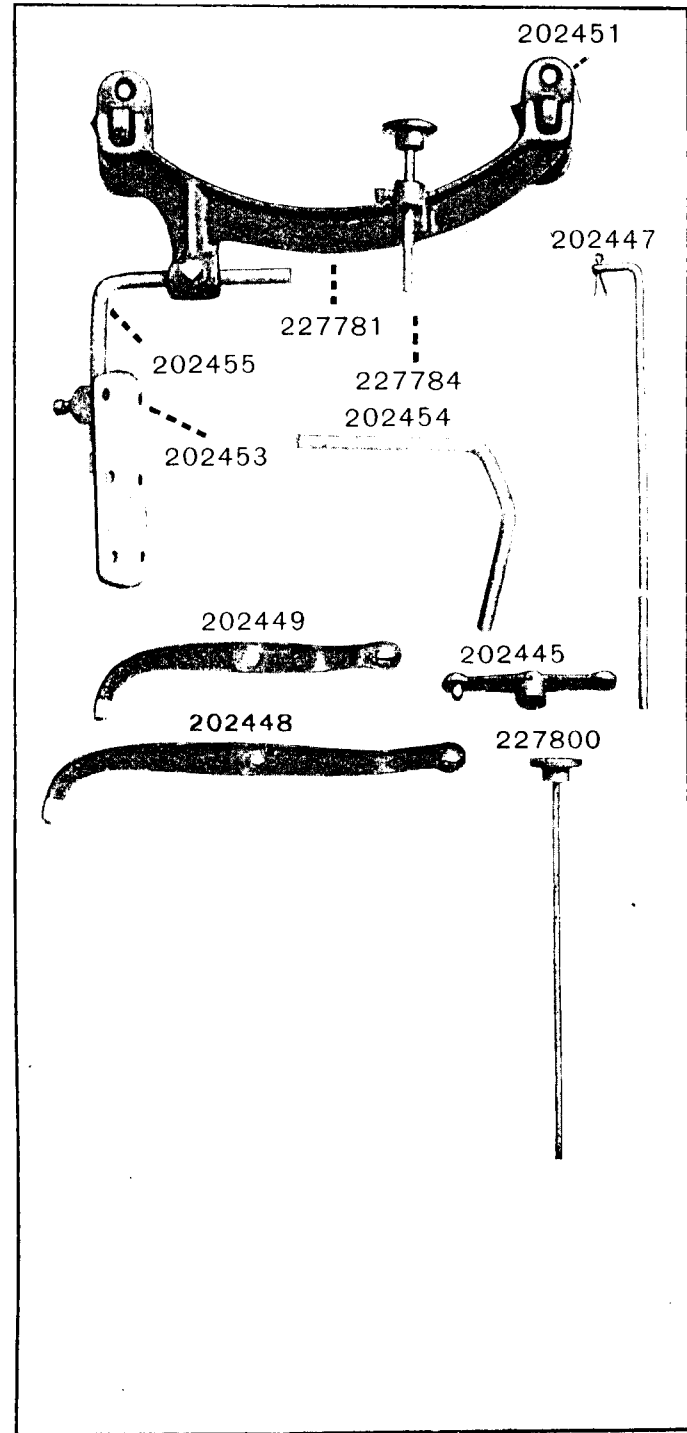


PLATE 10937 - ONE -FOURTH SIZE

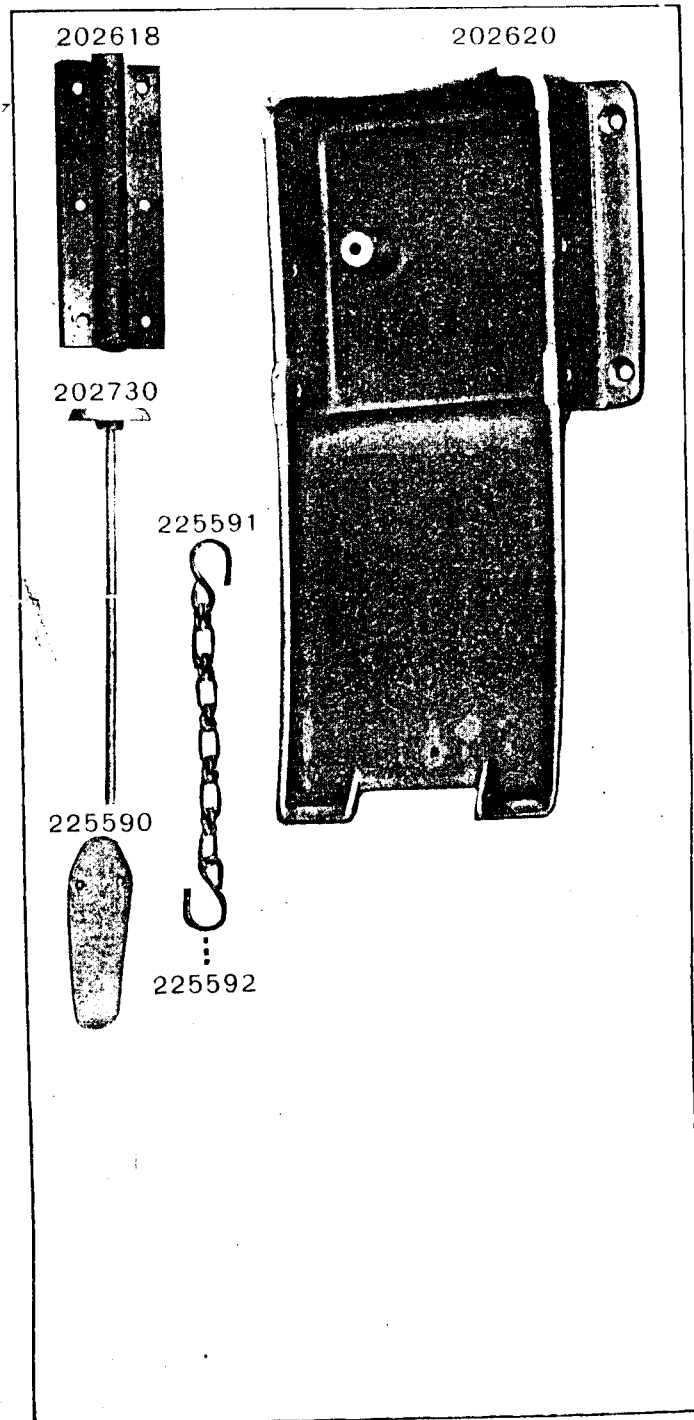


PLATE 10938 - ONE-HALF SIZE

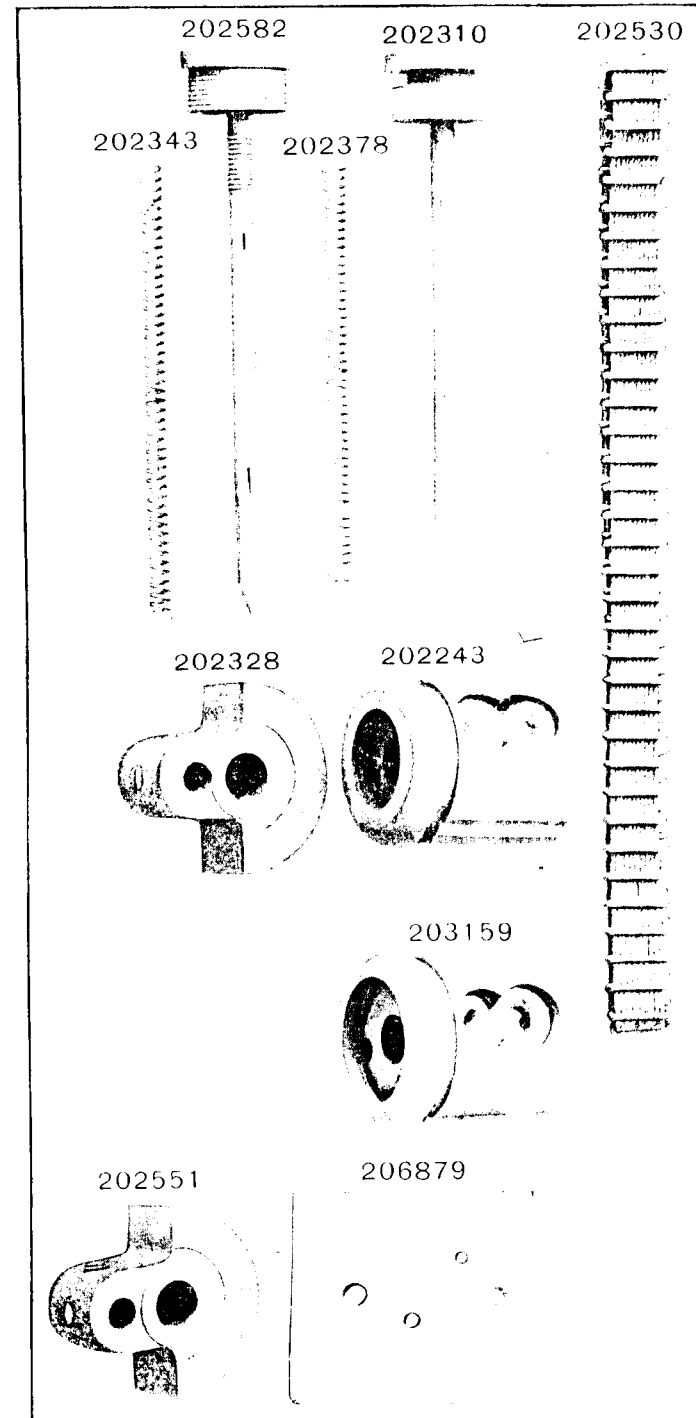


PLATE 10939—FULL SIZE

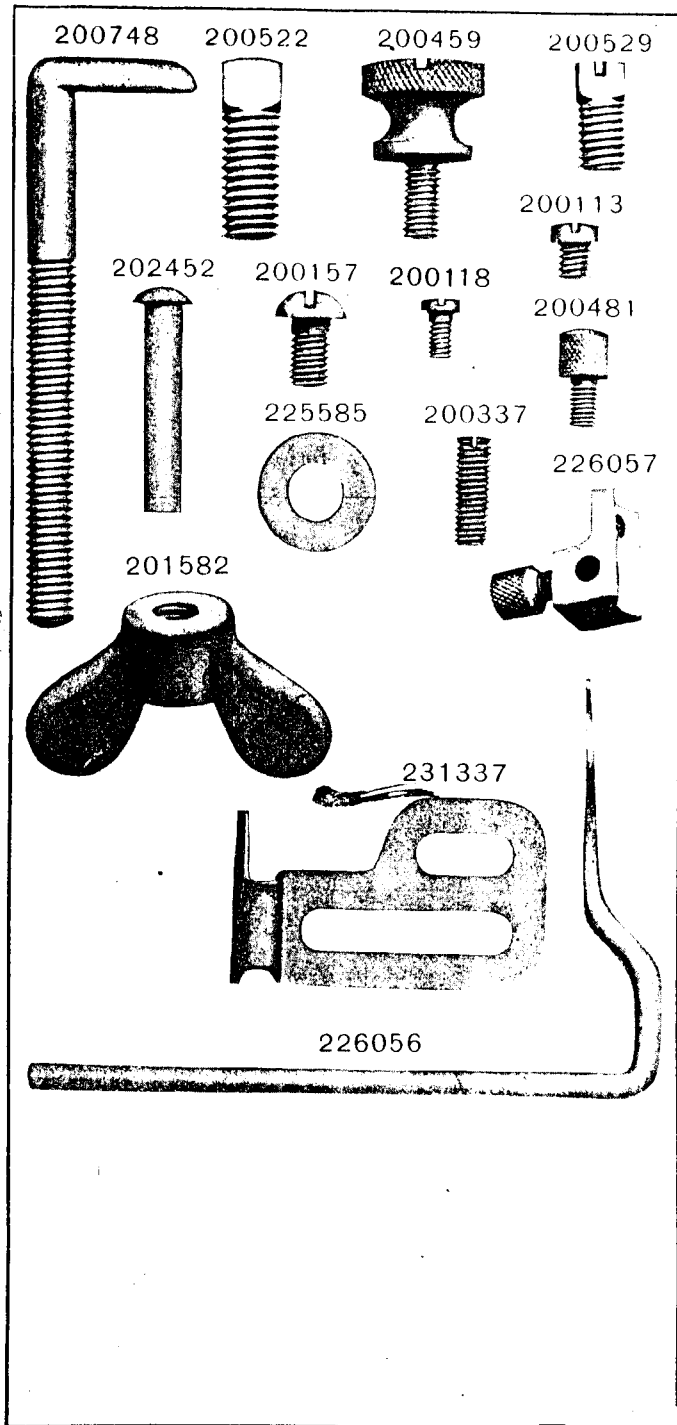


PLATE 10940—ONE-FOURTH SIZE






PLATE 10941—ONE-HALF SIZE

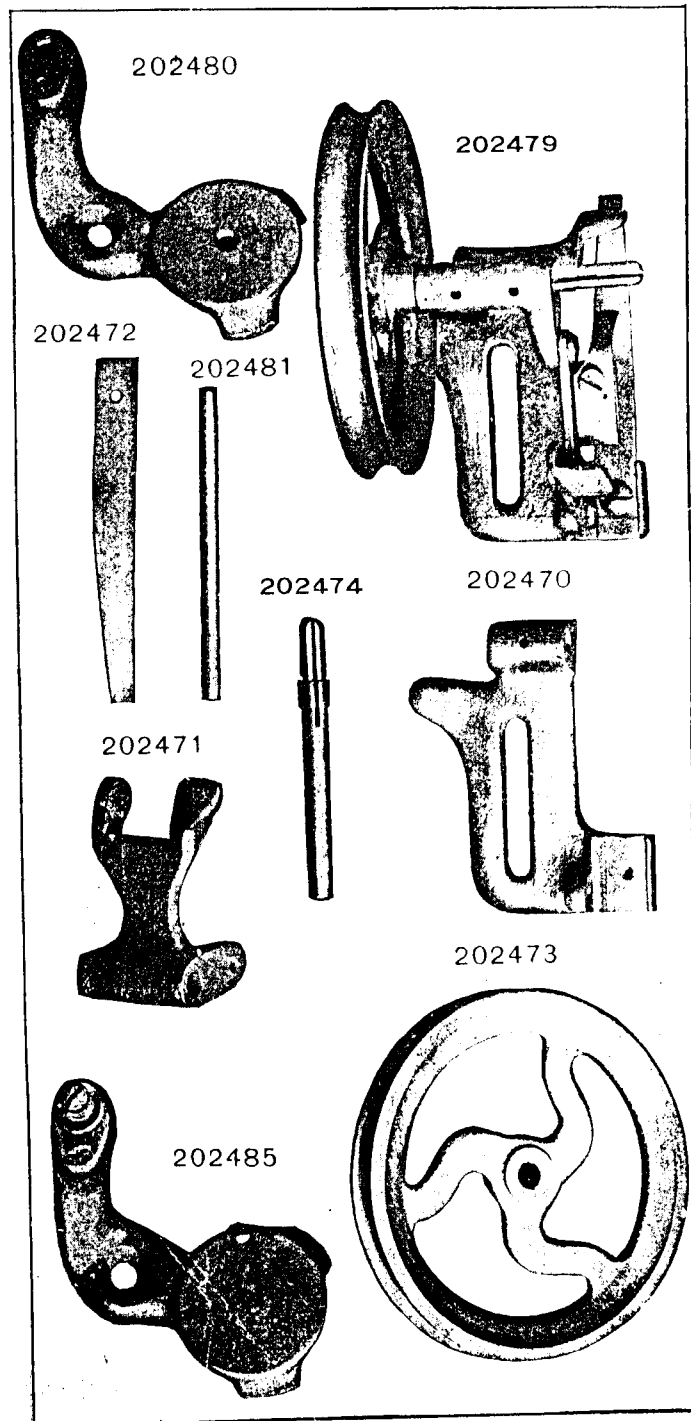


PLATE 10959—ONE-SIXTH SIZE

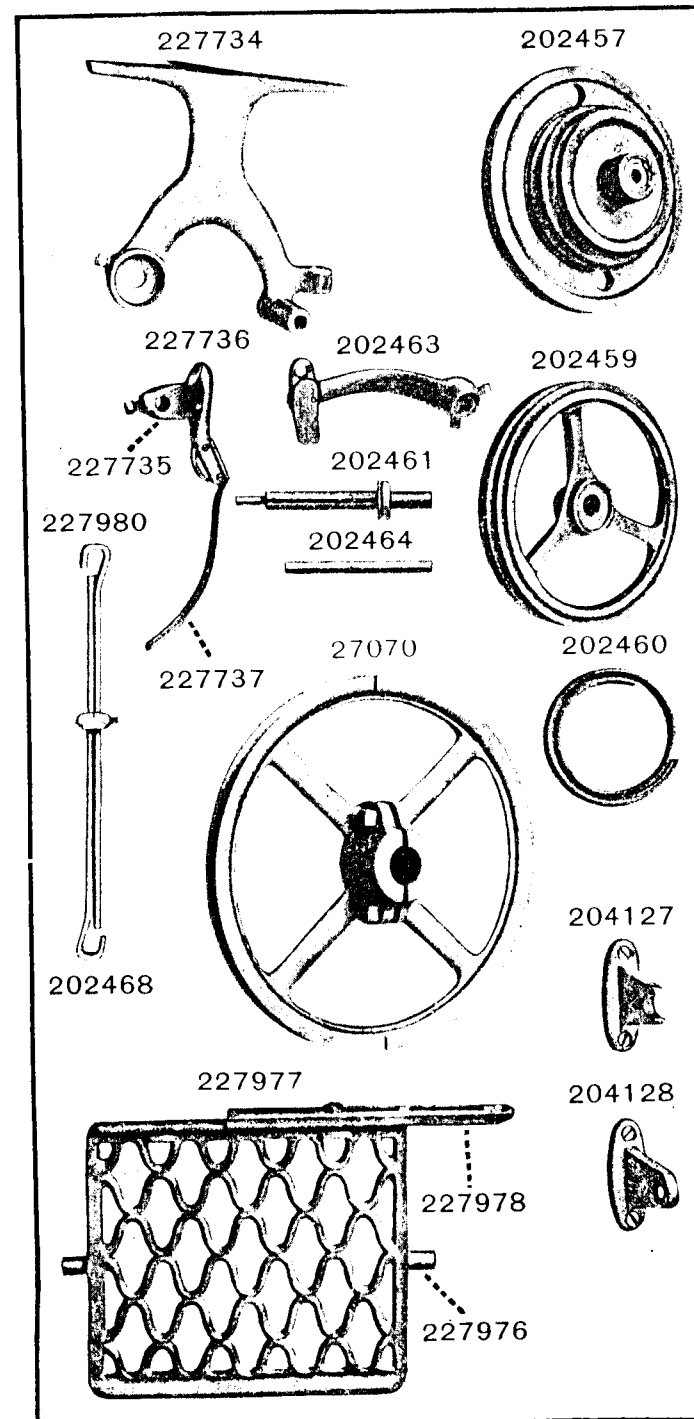


PLATE 10961—FULL SIZE

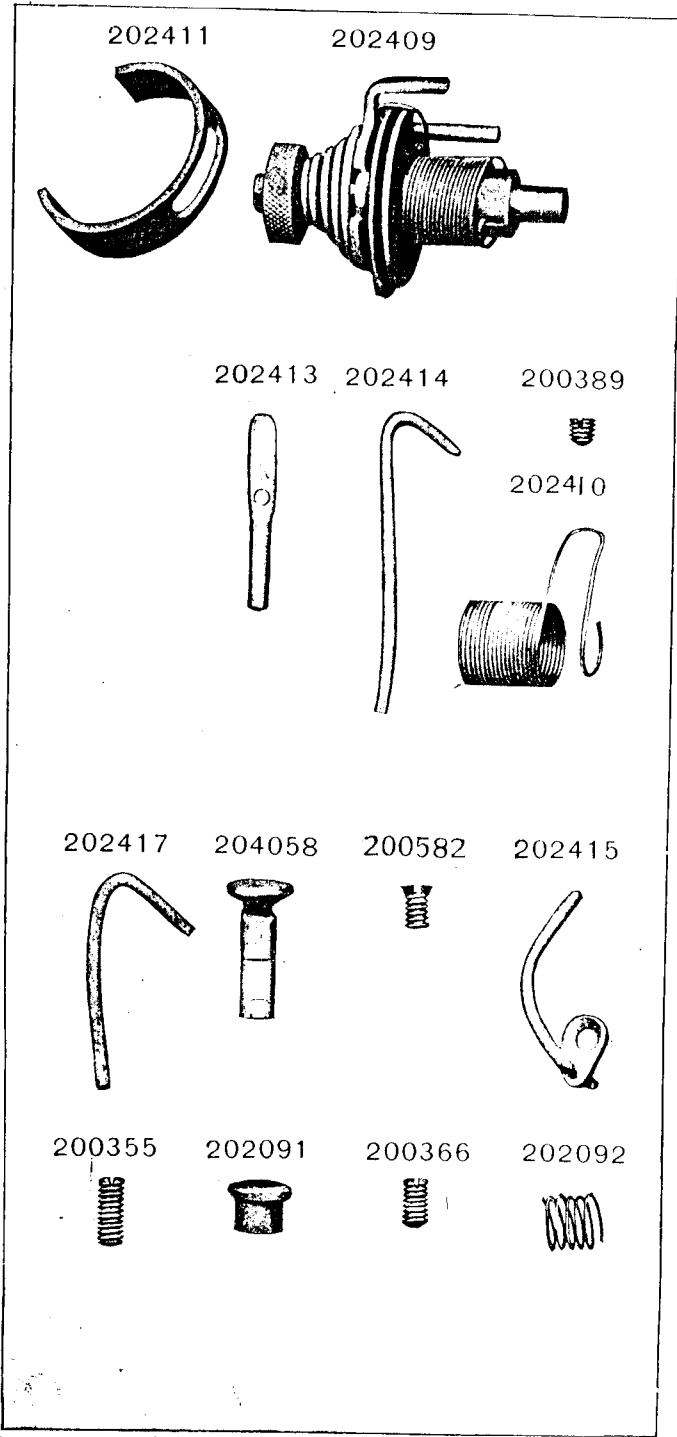


PLATE 10962—ONE-HALF SIZE

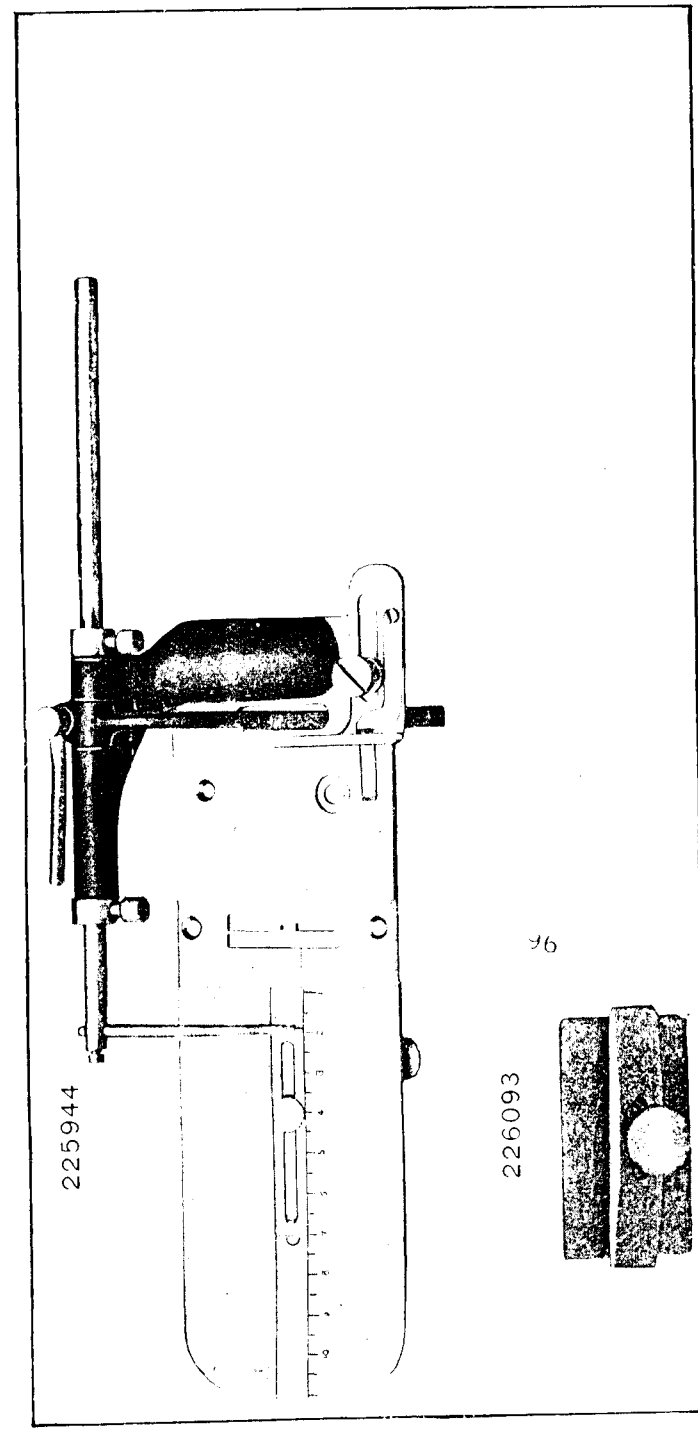


PLATE 10963—FULL SIZE

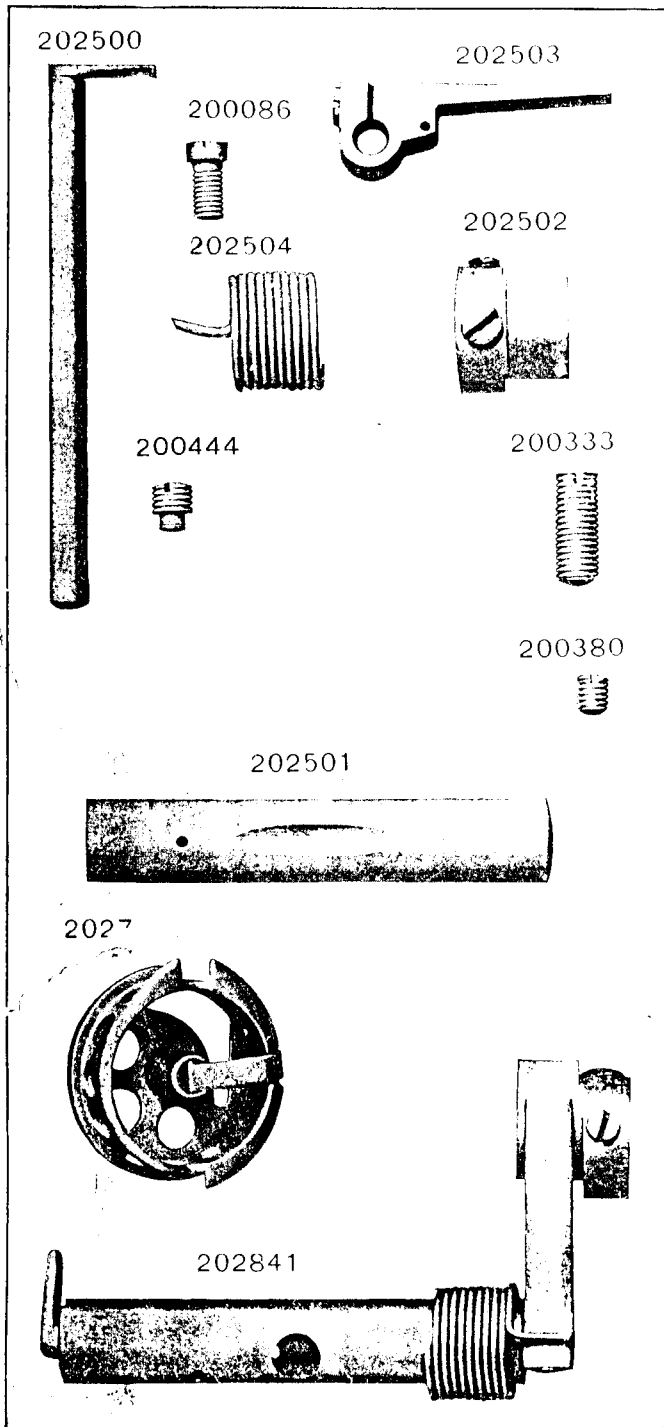


PLATE 10964—FULL SIZE

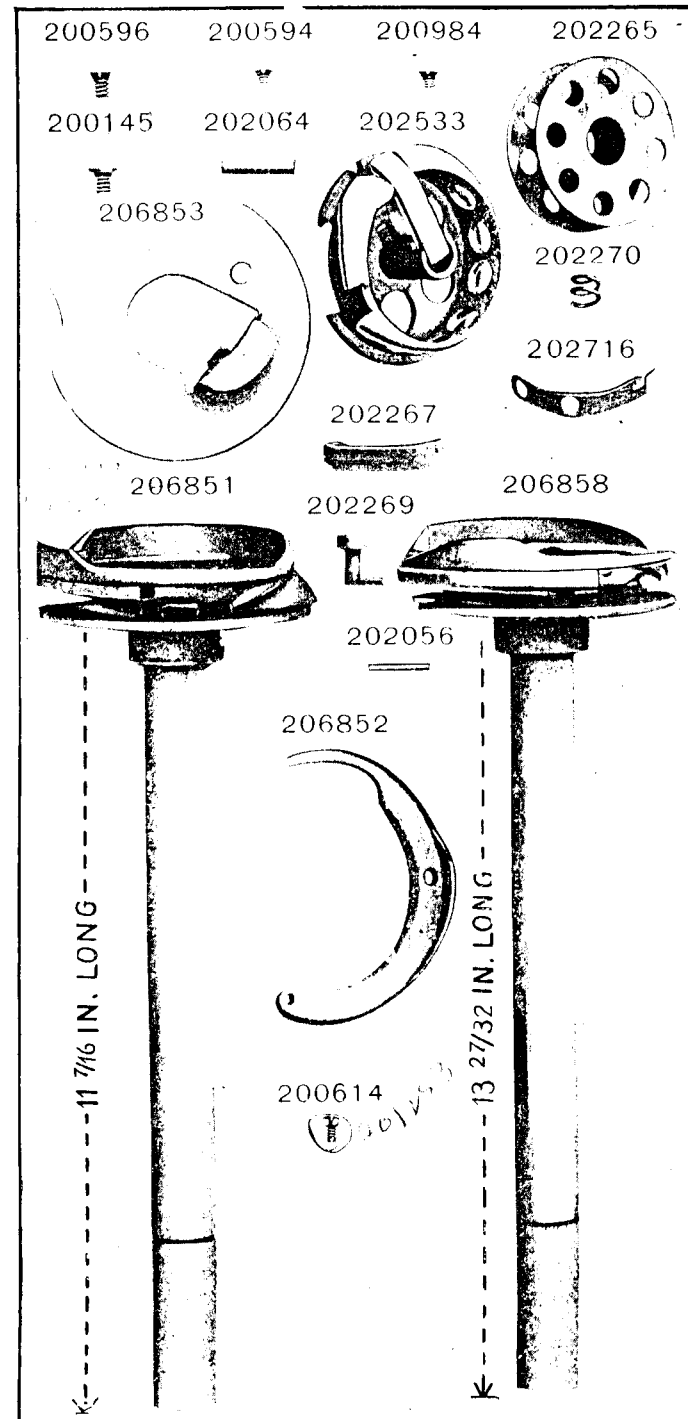


PLATE 12153-ONE- HALF SIZE

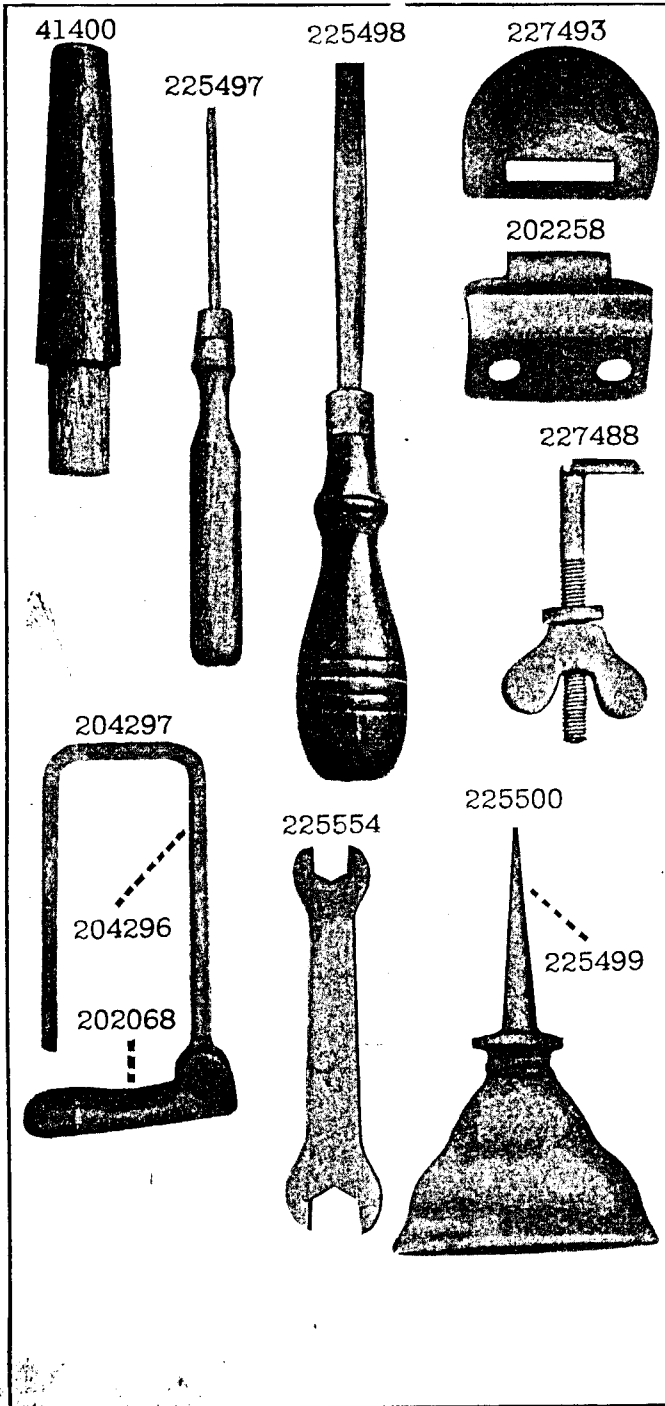


PLATE 12321-FULL SIZE

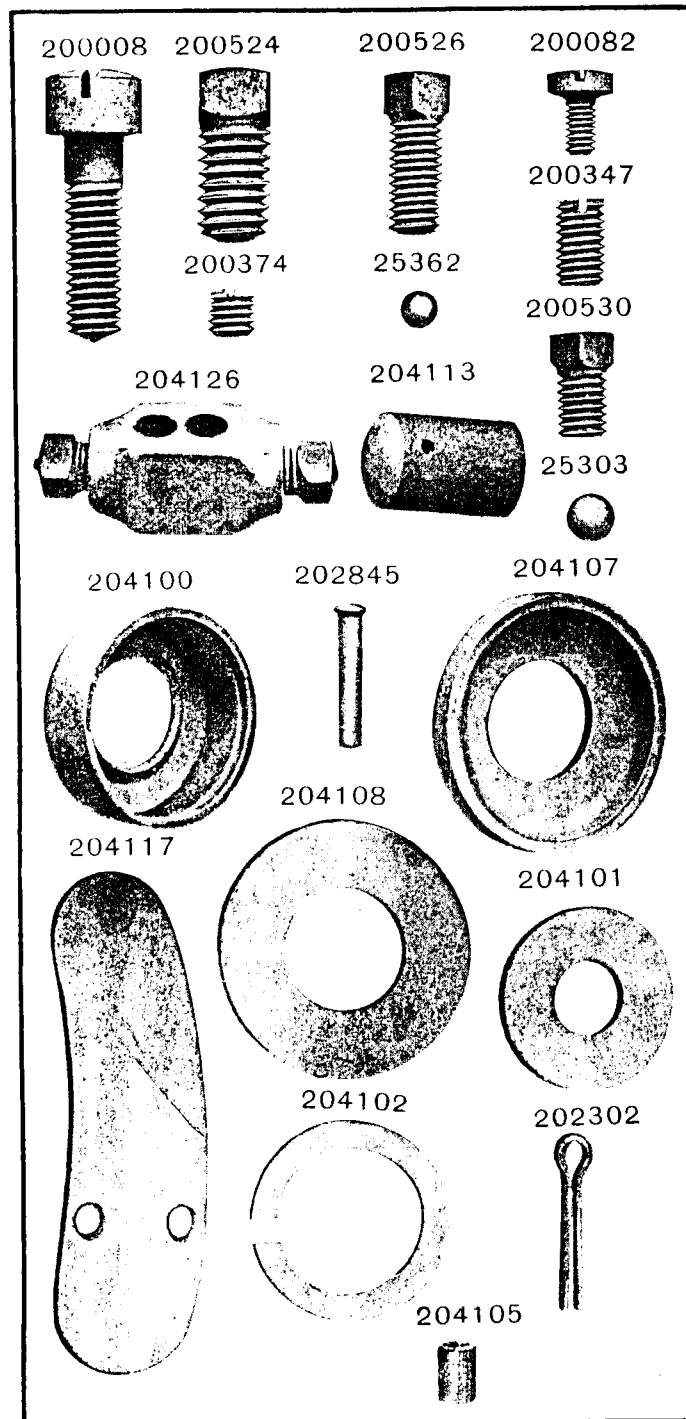


PLATE 12322-FULL SIZE

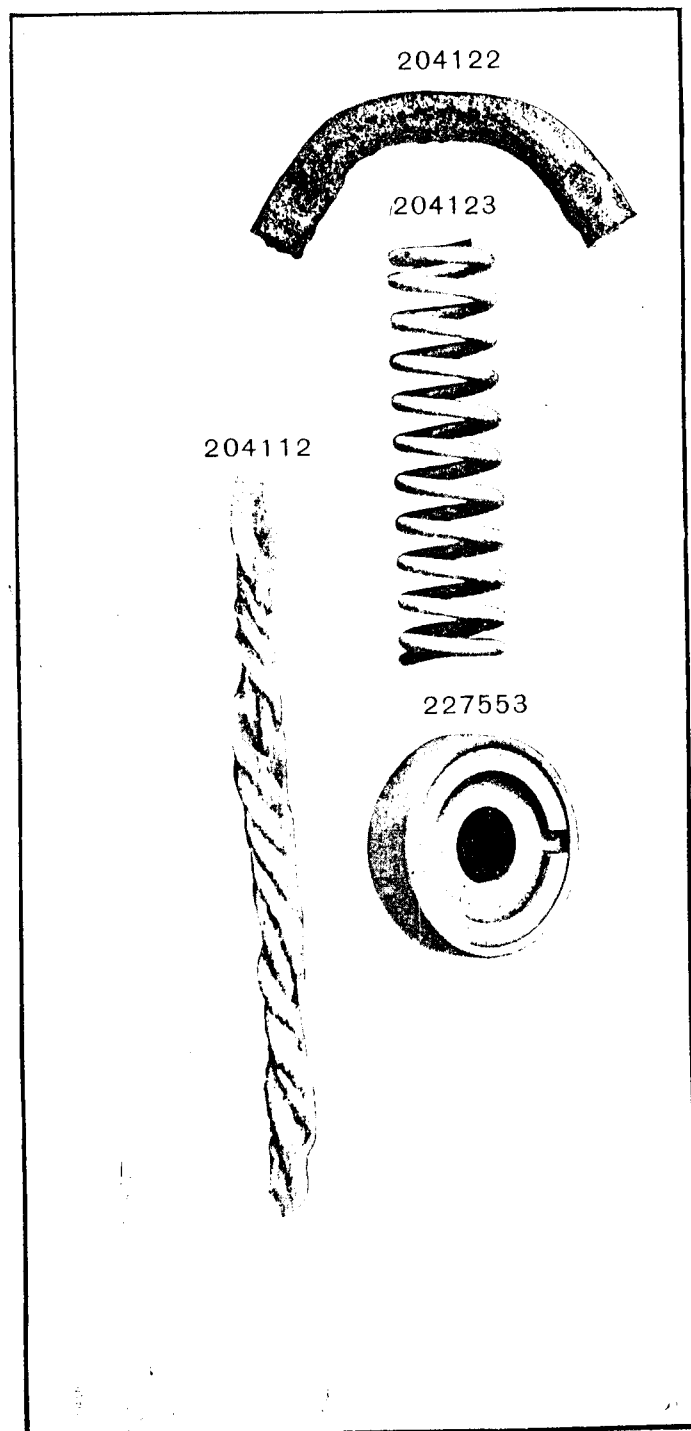


PLATE 14575-ONE-HALF SIZE

