

SINGER
150W4

Form 2511w
(138)
Printed in U. S. A.

LIST OF PARTS



MACHINE No. 150w4

THE SINGER MANUFACTURING COMPANY

INDEX

	Page
Accessories	12
Bobbin Winder	12
Feed Dogs	13
Hemmer Feet	14
Knee Lifter	13
Machine No.150w4	5
Miscellaneous Parts	16
Numerical List of Parts	17
Presser Feet	14
Thread Unwinder	16
Throat Plates	14

INSTRUCTIONS FOR ORDERING

In ordering from this list, use ONLY the PART number in the FIRST column.

The number stamped on a Sewing Machine Part is the number of the Single Part only, except when the part includes Set Screws, Clamping Screws, Studs and Rollers Spun on, Small Wires riveted, or Parts soldered together, etc., which it is necessary to furnish in combination.

Every combination of parts sent out has its specific number which, although not stamped on Parts (except in above case), must be used when ordering the combination.

Each number always indicates the SAME PART in whatever list it appears, or for whatever Machine.

The letters after some of the numbers indicate the style of finish only, as follows:

- A. Hardened, Polished, Nickel Plated and Buffed.
- B. Polished, Nickel Plated and Buffed.
- C. Hardened only.
- D. Polished only.
- E. Soft, not polished.
- F. Hardened and Polished.
- H. Blued.
- J. Nickel Plated only.
- R. Merlized.
- X. Black Oxide.
- XC. Hardened and Black Oxide.
- Y. Blade Nickel only.

These letters MUST BE USED when they appear in the list and AFTER the number, as in the list.

In this series


200001 to 201500 and 350001 to 351500 are Screw Numbers.
 201501 to 201800 and 351501 to 351800 are Nut Numbers.
 201801 to 202000 and 351801 to 352000 are Roller Numbers.
 202001 to 350000 are Numbers of Machine Parts.

The figures in the second column refer only to the plate in which the illustration of the part is shown and are NOT TO BE USED in ordering.

Two or more numbers over a cut indicate that the difference between such parts is not visible in an illustration.

Parts marked with an asterisk (*) are furnished only when repairs are made at the factory.

LIST OF PARTS COMPLETE FOR



MACHINE No. 150w4

HIGH SPEED. LOCK STITCH.
 BALL BEARING.
 For Light and Medium Weight Fabrics.

No.	Plate	Name
*263001	-----	Arm with 202135 and 263003
244070	15934	" Cap with two 244071
244071	-----	" " Oil Wick
200278H	15326	" " Screw
202248	15326	" " " Washer
263003	15931	" Oil Cup
204235	15326	" Position Pin (2)
200010E	15326	" Screw (3)
202005	15326	" " Washer (3)
263198	15935	" Shaft
263005	15934	" " Ball Bearing
*263006	-----	" " " " Collar with 200352C and 201007C
263007	15934	Arm Shaft Ball Bearing Collar 263006 with 263005
200352C	15931	Arm Shaft Ball Bearing Position Screw

No.	Plate	Name
201007C	15931	Arm Shaft Ball Bearing Collar Set Screw
263008	15935	" " " " Retainer
200098E	15931	" " " " Screw (3)
263096	15935	" " Bushing (front) with 223847
223847	-----	" " " " Oil Packing (wick)
200502B	15326	" " " " " Thumb Screw
204329	-----	Arm Shaft Bushing (front) Oil Pad
200338C	16501	" " " " Set Screw
263105	15935	" " Connection Belt
263009	15935	" " " " Pulley with 200327C, 200602E and two 202253
263010	-----	Arm Shaft Connection Belt Pulley 263009 with 263021, 263094, 263095, 263143, two each 201531E and 350351C
200602E	15326	Arm Shaft Connection Belt Pulley Position Screw
200327C	15326	Arm Shaft Connection Belt Pulley Set Screw
202253	15326	Arm Shaft Connection Belt Pulley Spring Flange
263011	15935	Balance Wheel (disc) (belt groove 2-1/8 in. diam.) with 200328C and 200335C
144D	15931	Balance Wheel Adjusting Screw
200328C	15326	" " Position Screw
200335C	15326	" " Set Screw
*263012	-----	Bed
263013	15934	" Plate (back)
263197	15934	" " " Gasket (paper)
200577XC	15931	" " " " Screw (2)
207966Y	15934	" Slide (front)
263099	16501	Bobbin
210846	16501	" Case Base
241402	16501	" " Cap with 200592C, 201016F and 263110
241403	-----	Bobbin Case Cap complete, Nos. 200964C, 210736, 210914 and 241402
210913	16501	Bobbin Case Latch
210914	-----	" " " 210913 with 210734 and 210735
210735	16501	Bobbin Case Latch Fulcrum Pin
210734	16501	" " " Lever
210736	16501	" " " Spring
200964C	16501	" " " Stop Screw
263145	16501	" " Stop
200136D	16501	" " " Screw
263110	16501	" " Tension Spring
201016F	16501	" " " Regulating Screw
200592C	15931	" " " " Screw
241404	-----	Bobbin Case complete, Nos. 210846 and 241403

No.	Plate	Name
263091	15935	Face Plate
202135	15931	" " Position Pin
200462B	15931	" " Thumb Screw
202275	13398	Feed Bar
200641C	15904	" " Hinge Screw (driving)
201522E	15904	" " " " Nut
202276	15904	" " Slide Block
202298	15904	" " " " Crank with 200038C
203124	-----	" " " " 202298 with 200205F, 201518E and 202276
200038C	15904	Feed Bar Slide Block Crank Pinch Screw
200205F	15904	" " " " Hinge Screw
201518E	15904	" " " " " " Nut
202282	15908	" Dog
200106E	15904	" " Screw
202297	15935	" Driving Connection with 200054E and 202277
202298	15904	Feed Driving Connection Crank with 200038C
200038C	15904	Feed Driving Connection Crank Pinch Screw
200545C	15904	Feed Driving Connection Hinge Screw
201518E	15904	" " " " " Nut
202277	-----	" " " " Oil Packing (wick)
200054E	15904	" " " " Pinch Screw
263143	15934	" " Eccentric (indexed)
263021	15934	" " " Adjusting Disc
263094	15904	" " " " " Locking Stud
263095	15904	Feed Driving Eccentric Adjusting Disc Locking Stud Spring
350351C	15904	Feed Driving Eccentric Screw
201531E	15904	" " " " Nut
202303	15935	" " " " Rock Shaft
206860	-----	" " " " 202303 with 200641C, 201522E and 202275
203121	-----	Feed Driving Rock Shaft 206860 with 202282 and two 200106E
202305	15904	Feed Driving Rock Shaft Center (2)
200043C	15904	" " " " " Set Screw (2)
202306	15935	Feed Lifting Connection with 200054E and 202277
202307	15904	Feed Lifting Connection Eccentric with 200382C and 200437C
200437C	15904	Feed Lifting Connection Eccentric Position Screw
200382C	15904	Feed Lifting Connection Eccentric Set Screw
200545C	15904	Feed Lifting Connection Hinge Screw

No.	Plate	Name
201518E	15904	Feed Lifting Connection Hinge Screw Nut
202277	-----	" " " Oil Packing (wick)
200054E	15904	" " " Pinch Screw
202308	15935	" " " Rock Shaft
202305	15904	" " " " Center (2)
200043C	15904	" " " " " Set Screw (2)
213161	15904	" " " " " Regulating Lever with 213657
200665C	15904	" " " " " Hinge Screw
206452	15904	" " " " " Spring
213657	15904	" " " " " Pin
263183	-----	Hook with 263134 and two 462C
263184	15931	" 263185 with 200145C, 200614C, 263034, 263122 and two 200596F
263185	-----	Hook and Bobbin Case complete, Nos. 241404 and 263184
263122	15931	Hook Gib
200614C	15931	" " " Hinge Screw
200596F	15931	" " " Screw
263134	-----	" " " Oiling Felt
462C	15931	" " " Set Screw
263135	15935	" " " Shaft with 263139
263029	15934	" " " Ball Bearing
*263030	-----	" " " " " Collar with two 200383C
263031	15934	Hook Shaft Ball Bearing Collar 263030 with 263029
200383C	15931	Hook Shaft Ball Bearing Collar Set Screw
263032	15934	" " " " " Retainer
200098E	15931	" " " " " " Screw (3)
263191	15934	" " " " " Bushing (front) with 202423
202423	-----	" " " " " Oil Packing (wick)
200346C	15931	Hook Shaft Bushing (front) Set Screw
263033	15934	" " " " " Connection Belt Pulley with 202324 and two 201018C
201018C	15907	Hook Shaft Connection Belt Pulley Set Screw
202324	15931	Hook Shaft Connection Belt Pulley Spring Flange
222583	-----	Hook Shaft Oil Packing (wick) (back)
202260	-----	" " " " " " (front)
263139	-----	" " " " " Wick
263034	15931	" " " " " Washer Needle Guard
200145C	15931	" " " " " " Screw
237837	13398	Knee Lifter Connection Lever
244035	-----	" " " " " " 237837 with 202447, 244034 and two 200262H
200262H	15931	Knee Lifter Connection Lever Hinge Screw

No.	Plate	Name
202447	13398	Knee Lifter Connection Lever Lifting Rod with 202302
202302	15931	Knee Lifter Connection Lever Lifting Rod Cotter Pin
244034	13398	Knee Lifter Lifting Lever
200262H	15931	" " " " " Hinge Screw
263192	15934	Needle Bar with 200141F
263117	15933	" " " Bushing (lower)
263193	15931	" " " " (upper)
200352C	15931	" " " " " Set Screw (2)
263035	15933	" " " " " Connecting Link
263036	15933	" " " " " Oil Guard
200161D	10247	" " " " " " " Screw
263037	15935	" " " " " Oiling Felt
200161D	10247	" " " " " " " " Screw
202333	15933	Needle Bar Connecting Link Stud with 202254
202254	-----	Needle Bar Connecting Link Stud Oil Packing (wick)
200374C	15931	Needle Bar Connecting Link Stud Set Screw
*206891	-----	Needle Bar Connecting Stud
202329	15933	" " " " " " 206891 with 200086C and 202330
202330	-----	Needle Bar Connecting Stud Oil Packing (wick)
200086C	15933	Needle Bar Connecting Stud Pinch Screw
202328	13398	" " " " " Crank with 200335C, 200428C, 202333 and two 200374C
263038	-----	Needle Bar Crank 202328 with 202329, 202398 to 202400 and 263035
203172	15933	Needle Bar Crank Friction Washer
200428C	15933	" " " " " Position Screw
200335C	15326	" " " " " Set Screw
200141F	15933	" " " " " Set Screw
244033	-----	Presser Bar (hollow)
202335	13398	" " " 244033 with 200074F
263039	15933	" " " Bushing
200352C	15931	" " " " " Set Screw
202339	15933	" " " Lifter
200653C	15933	" " " " " Hinge Screw
244004	15936	" " " " " Lifting Releasing Lever Bracket
200260D	15933	Presser Bar Lifting Releasing Lever Bracket Guide Screw
206608	15933	Presser Bar Lifting Releasing Lever Bracket Spring
263194	15936	Presser Bar Position Guide with 200048D
200048D	15936	" " " " " " Pinch Screw

No.	Plate	Name
263098	15936	Presser Bar Spring
202346	15936	" " " Stop Rod
200492B	15936	" " Thumb Screw (pressure regulating)
200475B	15936	Presser Bar Thumb Screw Thumb Set Screw
202355	15936	" " " " " " "
		Packing (brass)
202090	15936	Presser Foot Hinge Pin
203009	-----	" " Plate
202924	-----	" " Shank
229864	15936	Presser Foot (hinged) complete, Nos. 202090, 202924 and 203009
200074F	15936	Presser Foot Screw
263195	15936	Take-up (auxiliary) with 200137H
200137H	15933	" " Set Screw
202398	10247	" Lever
202399	10247	" " Driving Stud with 202277
202277	-----	" " " Oil Packing (wick)
202400	10247	" " Hinge Stud with 202423
202423	-----	" " " Oil Packing (wick)
200383C	15931	" " " Set Screw
263040	-----	" " Oiling Felt
200132E	10247	" " " Screw (2)
263041	15936	" " " Wick with 263097
263097	-----	" " " Wire
244048	10247	Tension Disc (back)
244049	10247	" " (front)
202404	10247	" Release Plunger
202405	10247	" " Washer
202407	10886	" Spring
263106	15936	" " Washer
200625F	10247	" Stud with 204925
200061C	15907	" " Set Screw
204925	15907	" " Washer
201572B	10886	" Thumb Nut
263107	-----	Tension complete, Nos. 200625F, 201572B, 202405, 202407, 202410, 244048, 244049 and 263106
202410	15907	Thread Controller Spring
202411	15907	" " " Stop
200132E	10247	" " " Screw
202412	15907	" Guide
202414	15907	" "
202415	15907	" "
202417	15937	" "
263118	15936	" " (on needle bar bushing)
200583H	15907	" " Screw
200355H	15907	" " Set Screw
200397C	15907	" " " "
240034	15937	" Retainer

No.	Plate	Name
200368H	15907	Thread Retainer Set Screw
263056	15937	Throat Plate, 50 needle hole, for needle sizes 14 and 15, with 263145 and two 200136D
200577XC	15931	Throat Plate Screw (2)

Genuine Singer Needles should be used in Singer Machines. These Needles and their Containers are marked with the Company's Trade Mark "SIMANCO." 1

Needles in Containers marked "For Singer Machines" are not Singer made needles. 2

ACCESSORIES

No.	Plate	Name
200157B	15907	Attachment Screw
263099	16501	Bobbin (5)
*225482	-----	" Case Screw Driver Blade
*225483	-----	" " " " Handle
225497	14334	Bobbin Case Screw Driver complete, Nos. 225482 and 225483
231337	15907	Cloth Guide
200459D	15907	" " Thumb Screw
135 x 21	-----	Needles, three each, sizes 14 and 16
228212	-----	Drip Pan (short) with four 1 in. wire nails
12361	14334	Machine Hinge Connection (2)
41400	14334	" Rest Pin (wood)
120342	14334	Oiler (copper plated) with 120343
120343	14334	" Spout, 3-1/2 in. long
*225484	-----	Screw Driver Blade
*225485	-----	" " Handle
225498	14334	Screw Driver complete (7-1/4 in. long) Nos. 225484 and 225485
225554	14334	Wrench (steel)

BOBBIN WINDER

(SWINGING AUTOMATIC, RIGHT HAND)

225453	10886	Frame with 202277 and 225438
225454	10886	" Hinge Pin
202277	-----	" Oil Packing (wick)
225438	10886	" " Well Cap
225455	10886	" Spring
225456	10886	" " Plunger
202473	10885	Pulley with 200380C
200380C	10886	" Set Screw
225381	10886	Spindle
225444	10886	Stop Latch
200056E	10886	" " Screw
225458	10886	" " Thumb Lever
225459	10886	" " " " Hinge Stud
225459	10886	" " " " Joint Stud
202478	10886	" " Trip Lever
200299H	10886	" " " " Hinge Screw
225461	10886	Tension Bracket with 201499B
200082D	10886	" " Screw
228026	10886	" " " Washer

No.	Plate	Name
2102	10886	Tension Disc
202407	10886	" Spring
201499B	10886	" Stud
201572B	10886	" " Thumb Nut
225462	-----	Bobbin Winder Tension Bracket complete, Nos. 201572B, 202407, 225461 and two 2102
225433	10885	Bobbin Winder and Tension Bracket Base
225382	10885	Universal Bobbin Winder complete, Nos. 200056E, 200082D, 200299H, 202473, 202478, 225381, 225433, 225444, 225453 to 225456, 225458, 225462, 228026, two each 225459 and wood screws 3/4 in., No. 12, R. H. B.

KNEE LIFTER

228294	15911	Rock Lever with two 356C
228295	15911	" " Bracket with 356C and four wood screws 7/8 in., No. 12
228299	-----	Rock Lever Bracket 228295 with 228294 and 228297
228296	15911	Rock Lever Extension with 200529C
356C	15911	" " " " Set Screw
228297	15911	" " Hinge Pin
356C	15911	" " " " Set Screw
228284	15911	" " Knee Plate with 356C
202455	15911	" " " " Arm
356C	15911	" " " " " Set Screw
356C	15911	" " " " Set Screw
227728	15911	" " Rod with 227729
*227729	-----	" " " Cap
200529C	15911	" " " Set Screw
228298	15911	Knee Lifter complete, Nos. 202455, 227728, 228284, 228296 and 228299
		(Other Knee Lifter parts are listed with parts of machine head)

FEED DOGS

202279	15908	Feed Dog, for 263060
202280	15908	" " " 263065
202281	15930	" " " 263060
202282	15908	" " " 203121 and 263056 to 263059
202283	15908	" " " 263064
202287	15930	" " " 263067
202288	15908	" " " 263063
202294	15908	" " " 263062

No.	Plate	Name
202970	15908	Feed Dog, for 263061
207051	15908	" " " 263064
207052	15908	" " " 263064
207075	15908	" " " 263066
263125	15930	" " " 263069

HEMMER FEET

263111	15930	Hemmer Foot, for 3/32 in.hem
263112	15930	" " " 1/8 in.hem
263113	15937	" " " 5/32 in.hem
263114	15930	" " " 3/16 in.hem
263115	15930	" " " 1/4 in.hem

PRESSER FEET

202090	15936	Presser Foot Hinge Pin
203009	-----	" " " Plate
263126	-----	" " " "
263129	-----	" " " "
202924	-----	" " " Shank
202996	-----	" " " "
263128	-----	" " " "
226080	15933	" " " Spring
229864	15936	Presser Foot (hinged) complete, Nos. 202090, 202924 and 203009
263127	15930	Presser Foot (hinged) complete, Nos. 202090, 263126 and 263128
263130	15930	Presser Foot (hinged) complete, Nos. 202090, 202996, 226080 and 263129

THROAT PLATES

263145	16501	Bobbin Case Stop
200136D	16501	" " " Screw
263056	15937	Throat Plate, 50 needle hole, for needle sizes 14 and 15 with 263145 and two 200136D, for 202282
263060	15937	Throat Plate, 50 needle hole, for needle sizes 14 and 15, with 263145 and two 200136D, for 202279

No.	Plate	Name
263057	15937	Throat Plate, 60 needle hole, for needle sizes 8 and 9, with 263145 and two 200136D, for 202282
263061	15938	Throat Plate, 53 needle hole, for needle sizes 12 and 13, with 263145 and two 200136D, for 202970
263062	15938	Throat Plate, 53 needle hole, for needle sizes 12 and 13, with 263145 and two 200136D, for 202294
263063	15938	Throat Plate, 46 elongated needle hole, for needle sizes 20 and 22, with 263145 and two 200136D, for 202288
263064	15938	Throat Plate, 50 needle hole, for needle sizes 14 and 15, with 263145 and two 200136D, for 202283, 207051 and 207052
263065	15939	Throat Plate, 50 needle hole, for needle sizes 14 and 15, grooved for thread back of needle, with 263145 and two 200136D, for 202280
263066	15939	Throat Plate, 50 needle hole, for needle sizes 14 and 15, with 263145 and two 200136D, for 207075
263067	15939	Throat Plate 50 needle hole, for needle sizes 14 and 15, with 263145 and two 200136D, for 202287
263058	15937	Throat Plate, 56 needle hole, for needle sizes 10 and 11, with 263145 and two 200136D, for 202282
263059	15937	Throat Plate, 46 needle hole, for needle sizes 16 and 18, with 263145 and two 200136D, for 202282
263068	15939	Throat Plate, 53 needle hole, for needle sizes 12 and 13, with 263145 and two 200136D, for 202281
263069	15937	Throat Plate, 60 needle hole, for needle sizes 8 and 9, with 263145 and two 200136D, for 263125, for Rayon

THREAD UNWINDER

No.	Plate	Name
225257	14363	Spool Rest (for two spools) (flat) with 201018C
150203	-----	Spool Rest Cushion (felt)
225388	14363	" " Rod
200383C	15931	" " " Set Screw
201018C	15907	" " " Set Screw
202490	14363	" Stand with 200383C
225391	14363	Thread Guide
201696J	15907	" " Lock Nut
225326	15907	" " Position Cup
225324	14363	" " Rod with 208E and 225322
208E	15907	Thread Guide Rod Screw
225322	15907	" " " Washer
225258	14363	Thread Unwinder (for two spools) complete, Nos. 201696J, 202490, 225257, 225324, 225326, 225388, two each 150203, 225391 and three wood screws 7/8 in., No. 12

MISCELLANEOUS PARTS

USED IN CONJUNCTION WITH THREAD UNWINDER

60913	14363	Spool Weight with 60914
60914	-----	" " Center Pin
225377	14363	" Wire, for small spools
27739	14363	Thread Cone (wood)

NUMERICAL LIST OF PARTS

NUMERICAL
LIST
OF PARTS

No.	Plate	Name
144F	15931	Balance Wheel Adjusting Screw
200E	15907	Thread Unwinder Thread Guide Rod Screw, for 225324
356C	15911	Knee Lifter Rock Lever Extension Set Screw, for 228294
356C	15911	Knee Lifter Rock Lever Hinge Pin Set Screw, for 228295
356C	15911	Knee Lifter Rock Lever Knee Plate Arm Set Screw, for 228294
356C	15911	Knee Lifter Rock Lever Knee Plate Set Screw, for 228294
462C	15931	Hook Set Screw, for 263183
516F	10886	Bobbin Winder Tension Disc, for 225462
12361	14334	Machine Hinge Connection
27733	14363	Thread Cone (wood)
41400	14334	Machine Rest Pin (wood)
60913	14363	Spool Weight with 60914
60914	-----	" " Center Pin, for 60913
120342	14334	Oiler (copper plated) with 120343
120343	14334	" Spout, 3-1/2 in. long, for 120342
150203	-----	Thread Unwinder Spool Rest Cushion (felt), for 225258
200010E	15904	Arm Screw
200038C	15904	Feed Bar Slide Block Crank Pinch Screw, for 202295
200038C	15904	Feed Driving Connection Crank Pinch Screw, for 202298
200043C	15904	Feed Driving Rock Shaft Center Set Screw
200043C	15904	Feed Lifting Rock Shaft Center Set Screw
200048D	15936	Presser Bar Position Guide Pinch Screw, for 203194
200054E	15904	Feed Driving Connection Pinch Screw, for 202297
200054E	15904	Feed Lifting Connection Pinch Screw, for 202306
200056E	10886	Bobbin Winder Stop Latch Screw, for 225382
200061C	15907	Tension Stud Set Screw
200074F	15936	Presser Foot Screw, for 202335
200082D	10886	Bobbin Winder Tension Bracket Screw, for 225382
200086C	15933	Needle Bar Connecting Stud Pinch Screw, for 202329
200098E	15931	Arm Shaft Ball Bearing Retainer Screw
200098E	15931	Hook Shaft Ball Bearing Retainer Screw

No.	Plate	Name
200106E	15904	Feed Dog Screw, for 203121
200132E	10247	Take-up Lever Oiling Felt Screw
200132E	10247	Thread Controller Spring Stop Screw
200136D	16501	Bobbin Case Stop Screw, for 263056 to 263069
200137H	15933	Take-up(auxiliary) Set Screw, for 263195
200141F	15933	Needle Set Screw, for 263192
200145C	15931	Hook Washer Needle Guard Screw, for 263184
200157B	15907	Attachment Screw
200161D	10247	Needle Bar Connecting Link Oil Guard Screw
200161D	10247	Needle Bar Connecting Link Oiling Felt Screw
200205F	15904	Feed Bar Slide Block Hinge Screw, for 203124
200260D	15933	Presser Bar Lifting Releasing Lever Bracket Guide Screw
200262H	15931	Knee Lifter Connection Lever Hinge Screw, for 244035
200262H	15931	Knee Lifter Lifting Lever Hinge Screw, for 244035
200278H	15326	Arm Cap Screw
200299H	10886	Bobbin Winder Stop Latch Trip Lever Hinge Screw, for 225382
200327C	15326	Arm Shaft Connection Belt Pulley Set Screw, for 263009
200328C	15326	Balance Wheel Position Screw, for 263011
200335C	15326	" " Set Screw, for 263011
200335C	15326	Needle Bar Crank Set Screw, for 202328
200338C	16501	Arm Shaft Bushing Set Screw
200346C	15931	Hook Shaft Bushing (front) Set Screw
200352C	15931	Arm Shaft Ball Bearing Collar Position Screw, for 263006
200352C	15931	Needle Bar Bushing Set Screw
200352C	15931	Presser Bar Bushing Set Screw
200355H	15907	Thread Guide Set Screw
200368H	15907	" Retainer Set Screw
200374C	15931	Needle Bar Connecting Link Stud Set Screw, for 202328
200380C	10886	Bobbin Winder Pulley Set Screw, for 202473
200382C	15904	Feed Lifting Connection Eccentric Set Screw, for 202307
200383C	15931	Hook Shaft Ball Bearing Collar Set Screw, for 263030
200383C	15931	Take-up Lever Hinge Stud Set Screw
200383C	15931	Thread Unwinder Spool Rest Rod Set Screw, for 202490
200397C	15907	Thread Guide Set Screw

No.	Plate	Name
200428C	15933	Needle Bar Crank Position Screw, for 202328
200437C	15904	Feed Lifting Connection Eccentric Position Screw, for 202307
200459D	15907	Cloth Guide Thumb Screw
200462B	15931	Face Plate Thumb Screw
200475B	15936	Pressure Bar Thumb Screw Thumb Set Screw
200492B	15936	Presser Bar Thumb Screw (pressure regulating)
200502B	15326	Arm Shaft Bushing (front) Oil Packing Thumb Screw
200529C	15911	Knee Lifter Rock Lever Rod Set Screw, for 228296
200545C	15904	Feed Driving Connection Hinge Screw
200545C	15904	" Lifting Connection Hinge Screw
200577XC	15931	Bed Plate (back) Screw
200577XC	15931	Throat Plate Screw
200582H	15907	Thread Guide Screw
200592C	15931	Bobbin Case Tension Spring Screw, for 241402
200596F	15931	Hook G1b Screw, for 263184
200602E	15326	Arm Shaft Connection Belt Pulley Position Screw, for 263009
200614C	15931	Hook G1b Hinge Screw, for 263184
200625F	10247	Tension Stud with 204925, for 263107
200641C	15904	Feed Bar Hinge Screw (driving), for 206860
200653C	15933	Presser Bar Lifter Hinge Screw
200665C	15904	Feed Regulating Lever Hinge Screw
200964C	16501	Bobbin Case Latch Stop Screw, for 241403
201007C	15931	Arm Shaft Ball Bearing Collar Set Screw, for 263006
201016F	16501	Bobbin Case Tension Spring Regulating Screw, for 241402
201018C	15907	Hook Shaft Connection Belt Pulley Set Screw, for 263033
201018C	15907	Thread Unwinder Spool Rest Set Screw, for 225257
201499B	10886	Bobbin Winder Tension Stud, for 225461
201518E	15904	Feed Bar Slide Block Hinge Screw Nut, for 203124
201518E	15904	Feed Driving Connection Hinge Screw Nut
201518E	15904	" Lifting Connection Hinge Screw Nut
201522E	15904	" Bar Hinge Screw Nut, for 206860
201531E	15904	" Driving Eccentric Screw Nut, for 263010
201572B	10886	Bobbin Winder Tension Stud Thumb Nut, for 225462
201572B	10886	Tension Thumb Nut, for 263107

No.	Plate	Name
201696J	15907	Thread Unwinder Thread Guide Lock Nut, for 225258
202005	15326	Arm Screw Washer
202090	15936	Presser Foot Hinge Pin, for 263127 and 263130
202135	15931	Face Plate Position Pin, for 263001
202248	15326	Arm Cap Screw Washer
202253	15326	" Shaft Connection Belt Pulley Spring Flange, for 263009
202254	-----	Needle Bar Connecting Link Stud Oil Packing (wick), for 202333
202260	-----	Hook Shaft Oil Packing (wick) (front)
202275	13398	Feed Bar, for 206860
202276	15904	" " Slide Block, for 203124
202277	-----	Bobbin Winder Frame Oil Packing (wick), for 225453
202277	-----	Feed Driving Connection Oil Packing (wick), for 202297
202277	-----	Feed Lifting Connection Oil Packing (wick), for 202306
202277	-----	Take-up Lever Driving Stud Oil Packing (wick), for 202399
202279	15908	Feed Dog, for 263060
202280	15908	" " " 263065
202281	15930	" " " 263068
202282	15908	" " " 203121 and 263056 to 263059
202283	15908	Feed Dog, for 263064
202287	15930	" " " 263067
202288	15908	" " " 263063
202294	15908	" " " 263062
202297	15935	" Driving Connection with 200054E and 202277
202298	15904	Feed Bar Slide Block Crank with 200038C, for 203124
202298	15904	Feed Driving Connection Crank with 200038C
202302	15931	Knee Lifter Connection Lever Lifting Rod Cotter Pin, for 202447
202303	15935	Feed Driving Rock Shaft, for 206860
202305	15904	" " " " Center
202305	15904	" Lifting Rock Shaft Center
202306	15935	" " Connection with 200054E and 202277
202307	15904	Feed Lifting Connection Eccentric with 200382C and 200437C
202308	15935	Feed Lifting Rock Shaft
202324	15931	Hook Shaft Connection Belt Pulley Spring Flange, for 263033
202328	13398	Needle Bar Crank with 200335C, 200428C, 202333 and two 200374C, for 263038

No.	Plate	Name
202329	15933	Needle Bar Connecting Stud 206891 with 200086C and 202330, for 263038
202330	-----	Needle Bar Connecting Stud Oil Packing (wick), for 202329
202333	15933	Needle Bar Connecting Link Stud with 202254, for 202328
202335	13398	Presser Bar 244033 with 200074F
202339	15933	" " Lifter
202346	15936	" " Spring Stop Rod
202355	15936	" " Thumb Screw Thumb Set Screw Packing (brass) Nos. 202398 to 202400, for 263038
202398	10247	Take-up Lever
202399	10247	" " Driving Stud with 202277
202400	10247	" " Hinge Stud with 202423
202404	10247	Tension Release Plunger
202405	10247	" " Washer, for 263107
202407	10886	Bobbin Winder Tension Spring, for 225462
202407	10886	Tension Spring, for 263107
202410	15907	Thread Controller Spring, for 263107
202411	15907	" " " Stop
202412	15907	" Guide
202414	15907	" "
202415	15907	" "
202417	15937	" "
202423	-----	Hook Shaft Bushing (front) Oil Packing (wick), for 263191
202423	-----	Take-up Lever Hinge Stud Oil Packing (wick), for 202400
202447	13398	Knee Lifter Connection Lever Lifting Rod with 202302, for 244035
202455	15911	Knee Lifter Rock Lever Knee Plate Arm, for 228298
202473	10885	Bobbin Winder Pulley with 200380C, for 225382
202478	10886	Bobbin Winder Stop Latch Trip Lever, for 225382
202490	14363	Thread Unwinder Spool Stand with 200383C, for 225258
202924	-----	Presser Foot Shank, for 229864
202970	15908	Feed Dog, for 263061
202996	-----	Presser Foot Shank, for 263130
203009	-----	" " Plate, for 229864
203121	-----	Feed Driving Rock Shaft 206860 with 202282 and two 200106E
203124	-----	Feed Bar Slide Block Crank 202298 with 200205F, 201516E and 202276
203172	15933	Needle Bar Crank Friction Washer
204235	15326	Arm Position Pin

No.	Plate	Name
204329	-----	Arm Shaft Bushing (front) Oil Pad
204925	15907	Tension Stud Washer, for 200625F
206452	15904	Feed Regulating Lever Spring
206608	15933	Presser Bar Lifting Releasing Lever Bracket Spring
206860	-----	Feed Driving Rock Shaft 202303 with 200641C, 201522E and 202275, for 203121
*206891	-----	Needle Bar Connecting Stud, for 202329
207051	15908	Feed Dog, for 263064
207052	15908	" " " 263064
207075	15908	" " " 263066
207966Y	15934	Bed Slide (front)
210734	16501	Bobbin Case Latch Lever, for 210914
210735	16501	" " " Fulcrum Pin, for 210914
210736	16501	" " " Spring, for 240403
210846	16501	" " Base, for 241404
210913	16501	" " Latch, for 210914
210914	-----	" " " 210913 with 210734 and 210735, for 241403
213161	15904	Feed Regulating Lever with 213657
213657	15904	" " " Spring Pin, for 213161
222583	-----	Hook Shaft Oil Packing (wick) (back)
223847	-----	Arm Shaft Bushing (front) Oil Packing (wick), for 263096
225257	14363	Thread Unwinder Spool Rest (for two spools) (flat) with 201018C, for 225258
225258	14363	Thread Unwinder (for two spools) complete, Nos. 201696J, 202490, 225257, 225324, 225326, 225388 two each 150203, 225391 and three wood screws 7/8 in., No. 12
225322	15907	Thread Unwinder Thread Guide Rod Washer, for 225324
225324	14363	Thread Unwinder Thread Guide Rod with 208E and 225322, for 225258
225326	15907	Thread Unwinder Thread Guide Position Cup, for 225258
225377	14363	Spool Wire, for small spools
225381	10886	Bobbin Winder Spindle, for 225382
225382	10885	Universal Bobbin Winder complete, Nos. 200056E, 200082D, 200299H, 202473, 202478, 225381, 225433, 225444, 225453 to 225456, 225458, 225462, 228026 two each 225459 and wood screws 3/4 in. Nos. 12, R. H. B.
225388	14363	Thread Unwinder Spool Rest Rod, for 225258

No.	Plate	Name
225391	14363	Thread Unwinder Thread Guide, for 225258
225433	10885	Bobbin Winder and Tension Bracket Base, for 225382
225438	10886	Bobbin Winder Frame Oil Well Cap, for 225453
225444	10886	Bobbin Winder Stop Latch, for 225382
225453	10886	Nos. 225453 to 225456, for 225382
225454	10886	Bobbin Winder Frame with 202277 and 225438
225455	10886	Bobbin Winder Frame Hinge Pin
225456	10886	" " " Spring
225458	10886	" " " Plunger
225459	10886	" " Stop Latch Thumb Lever, for 225382
225459	10886	Bobbin Winder Stop Latch Thumb Lever Hinge Stud, for 225382
225459	10886	Bobbin Winder Stop Latch Thumb Lever Joint Stud, for 225382
225461	10886	Bobbin Winder Tension Bracket with 201499B, for 225462
225462	-----	Bobbin Winder Tension Bracket complete, Nos. 201572B, 202407, 225461 and two 2102, for 225382
*225482	-----	Bobbin Case Screw Driver Blade, for 225497
*225483	-----	Bobbin Case Screw Driver Handle, for 225497
*225484	-----	Screw Driver Blade, for 225498
*225485	-----	" " Handle, for 225498
225497	14334	Bobbin Case Screw Driver complete, Nos. 225482 and 225483
225498	14334	Screw Driver complete (7-1/4 in. long), Nos. 225484 and 225485
225554	14334	Wrench (steel)
226080	15933	Presser Foot Spring, for 263130
227728	15911	Knee Lifter Rock Lever Rod with 227729, for 228298
*227729	-----	Knee Lifter Rock Lever Rod Cap, for 227728
228026	10886	Bobbin Winder Tension Bracket Screw Washer, for 225382
228212	-----	Drip Pan (short) with four 1 in. wire nails
228284	15911	Knee Lifter Rock Lever Knee Plate with 356C, for 228298
228294	15911	Knee Lifter Rock Lever with two 356C, for 228299
228295	15911	Knee Lifter Rock Lever Bracket with 356C and four wood screws 7/8 in., No. 12, for 228299

No.	Plate	Name
228296	15911	Knee Lifter Rock Lever Extension with 200529C, for 228298
228297	15911	Knee Lifter Rock Lever Hinge Pin, for 228299
228298	15911	Knee Lifter complete, Nos. 202455, 227728, 228284, 228296 and 228299
228299	-----	Knee Lifter Rock Lever Bracket, 228295 with 228294 and 228297, for 228298
229864	15936	Presser Foot (hinged) complete, Nos. 202090, 202924 and 203009
231337	15907	Cloth Guide
237837	13398	Knee Lifter Connection Lever, for 244035
240034	15937	Thread Retainer
241402	16501	Bobbin Case Cap with 200592C, 201016F and 263110, for 241403
241403	-----	Bobbin Case Cap complete, Nos. 200964C, 210736, 210914 and 241402, for 241404
241404	-----	Bobbin Case complete, Nos. 210846 and 241403, for 263185
244004	15936	Presser Bar Lifting Releasing Lever Bracket
244033	-----	Presser Bar (hollow), for 202335
244034	13398	Knee Lifter Lifting Lever, for 244035
244035	-----	" " Connection Lever 237837 with 202447, 244034 and two 200262H
244048	10247	Tension Disc (back), for 263107
244049	10247	" " (front), for 263107
244070	15934	Arm Cap with two 244071
244071	-----	" " Oil Wick, for 244070
*263001	-----	" with 202135 and 263003
263003	15931	" Oil Cup, for 263001
263005	15934	" Shaft Ball Bearing, for 263007
*263006	-----	" " " Collar with 200352C and 201007C, for 263007
263007	15934	Arm Shaft Ball Bearing Collar 263006 with 263005
263008	15935	Arm Shaft Ball Bearing Retainer
263009	15935	" " Connection Belt Pulley with 200327C, 200602E and two 202253, for 263010
263010	-----	Arm Shaft Connection Belt Pulley 263009 with 263021, 263094, 263095, 263143, two each 201531E and 350351C
263011	15935	Balance Wheel (disc) (belt groove 2-1/8 in. diam.) with 200328C and 200335C
*263012	-----	Bed
263013	15934	" Plate (back)
263021	15934	Feed Driving Eccentric Adjusting Disc, for 263010
263029	15934	Hook Shaft Ball Bearing, for 263031

No.	Plate	Name
*263030	-----	Hook Shaft Ball Bearing Collar with two 200383C, for 263031
263031	15934	Hook Shaft Ball Bearing Collar 263030 with 263029
263032	15934	Hook Shaft Ball Bearing Retainer
263033	15934	" " Connection Belt Pulley with 202324 and two 201018C
263034	15931	Hook Washer Needle Guard, for 263184
263035	15933	Needle Bar Connecting Link, for 263038
263036	15933	" " " " Oil Guard
263037	15935	" " " " Oiling Felt
263038	-----	" " Crank 202328 with 202329, 202398 to 202400 and 263035
263039	15933	Presser Bar Bushing
263040	-----	Take-up Lever Oiling Felt
263041	15936	" " " Wick with 263097 Nos. 263056 to 263059, for 202282
263056	15937	Throat Plate, 50 needle hole, for needle sizes 14 and 15, with 263145 and two 200136D
263057	15937	Throat Plate, 60 needle hole, for needle sizes 8 and 9 with 263145 and two 200136D
263058	15937	Throat Plate, 56 needle hole, for needle sizes 10 and 11, with 263145 and two 200136D
263059	15937	Throat Plate, 46 needle hole, for needle sizes 16 and 18, with 263145 and two 200136D
263060	15937	Throat Plate, 50 needle hole, for needle sizes 14 and 15, with 263145 and two 200136D, for 202279
263061	15938	Throat Plate, 53 needle hole, for needle sizes 12 and 13, with 263145 and two 200136D, for 202970
263062	15938	Throat Plate, 53 needle hole, for needles sizes 12 and 13, with 263145 and two 200136D, for 202294
263063	15938	Throat Plate, 46 elongated needle hole, for needle sizes 20 and 22 with 263145 and two 200136D, for 202288
263064	15938	Throat Plate, 50 needle hole, for needle sizes 14 and 15 with 263145 and two 200136D, for 202283, 207051 and 207052
263065	15939	Throat Plate, 50 needle hole, for needle sizes 14 and 15, grooved, for thread back of needle with 263145 and two 200136D, for 202280

No.	Plate	Name
263066	15939	Throat Plate,50 needle hole,for needle sizes 14 and 15,with 263145 and two 200136D,for 207075
263067	15939	Throat Plate,50 needle hole,for needle sizes 14 and 15 with 263145 and two 200136D,for 202287
263068	15939	Throat Plate,53 needle hole,for needle sizes 12 and 13 with 263145 and two 200136D,for 202281
263069	15937	Throat Plate,60 needle hole, for needle sizes 8 and 9,with 263145 and two 200136D,for 263125,for Rayon
263091	15935	Face Plate
263094	15904	Feed Driving Eccentric Adjusting Disc Locking Stud,for 263010
263095	15904	Feed Driving Eccentric Adjusting Disc Locking Stud Spring,for 263010
263096	15935	Arm Shaft Bushing (front) with 223847
263097	-----	Take-up Lever Oiling Wick Wire,for 263041
263098	15936	Presser Bar Spring
263099	16501	Bobbin
263105	15935	Arm Shaft Connection Belt
263106	15936	Tension Spring Washer,for 263107
263107	-----	Tension complete, Nos.200625F,201572B, 202405,202407,202410,244048,244049 and 263106
263110	16501	Bobbin Case Tension Spring,for 241402
263111	15930	Hemmer Foot,for 3/32 in.hem
263112	15930	" " " 1/8 in.hem
263113	15937	" " " 5/32 in.hem
263114	15930	" " " 3/16 in.hem
263115	15930	" " " 1/4 in.hem
263117	15933	Needle Bar Bushing (lower)
263118	15936	Thread Guide (on needle bar bushing)
263122	15931	Hook Gib,for 263184
263125	15930	Feed Dog,for 263069
263126	-----	Presser Foot Plate,for 263127
263127	15930	Presser Foot (hinged) complete,Nos. 202090,263126 and 263128
263128	-----	Presser Foot Shank,for 263127
263129	-----	" " Plate,for 263130
263130	15930	Presser Foot (hinged) complete ,Nos. 202090,202996,226080 and 263129
263134	-----	Hook Oiling Felt,for 263183
263135	15935	" Shaft with 263139
263139	-----	" " Oil Wick,for 263135
263143	15934	Feed Driving Eccentric (indexed),for 263010

No.	Plate	Name
263145	16501	Bobbin Case Stop,for 263056,to 263069
263183	-----	Hook with 263134 and two 462C,for 263184
263184	15931	" 263183 with 200145C,200614C,263034, 263122 and two 200596F,for 263185
263185	-----	Hook and Bobbin Case complete Nos. 241404 and 263184
263191	15934	Hook Shaft Bushing (front) with 202423
263192	15934	Needle Bar with 200141F
263193	15931	" " Bushing (upper)
263194	15936	Presser Bar Position Guide with 200048D
263195	15936	Take-up (auxiliary) with 200137H
263197	15934	Bed Plate (back) Gasket (paper)
263198	15935	Arm Shaft
350351C	15904	Feed Driving Eccentric Screw,for 263010

Genuine Singer Needles should be used
in Singer Machines.
These Needles and their Containers
are marked with the
Company's Trade Mark "SIMANCO." 1

Needles in Containers marked
"For Singer Machines"
are not Singer made needles. 2

ILLUSTRATIONS
OF
PARTS




PLATE 10885—ONE-FOURTH SIZE

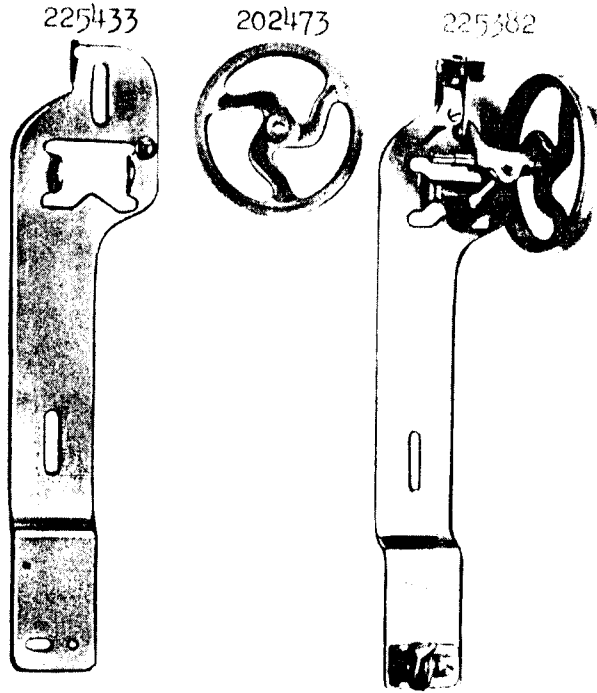


PLATE 10886 - FULL SIZE

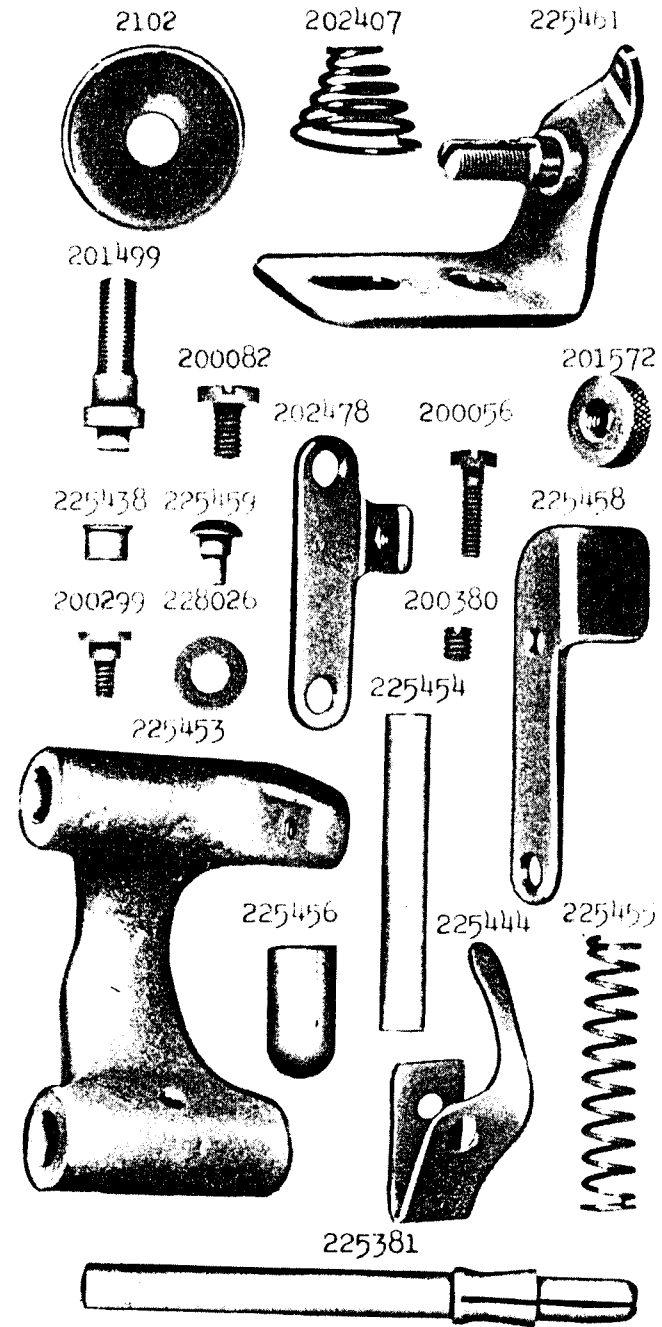


PLATE 13783—ONE-HALF SIZE

214031 237837 202117 202535

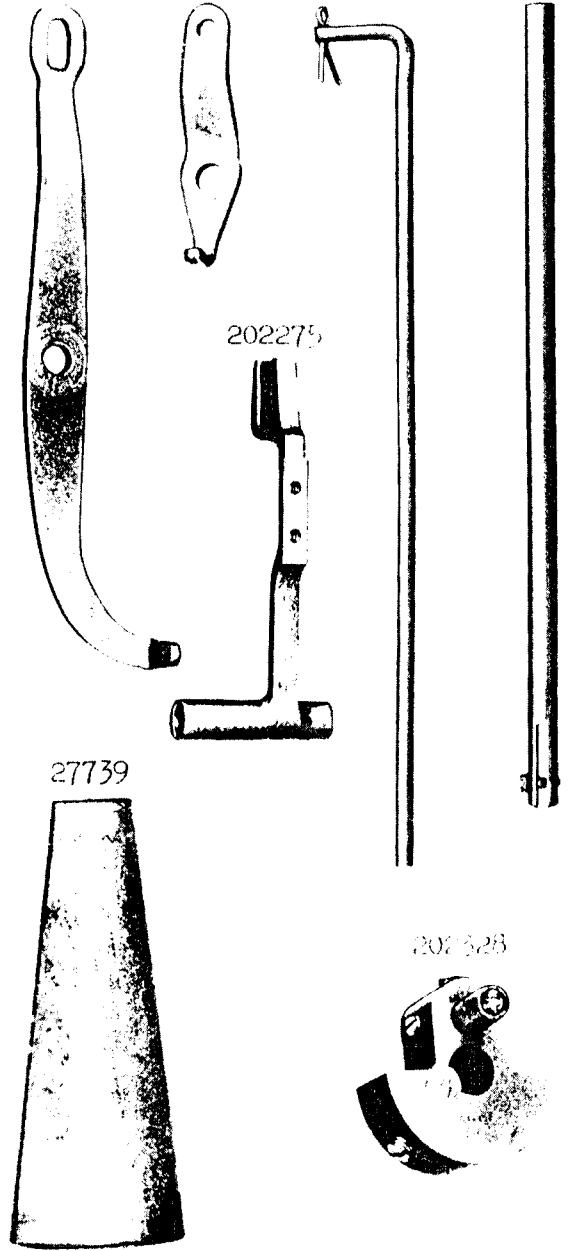


PLATE 14334—ONE-HALF SIZE

120342 225498 225497

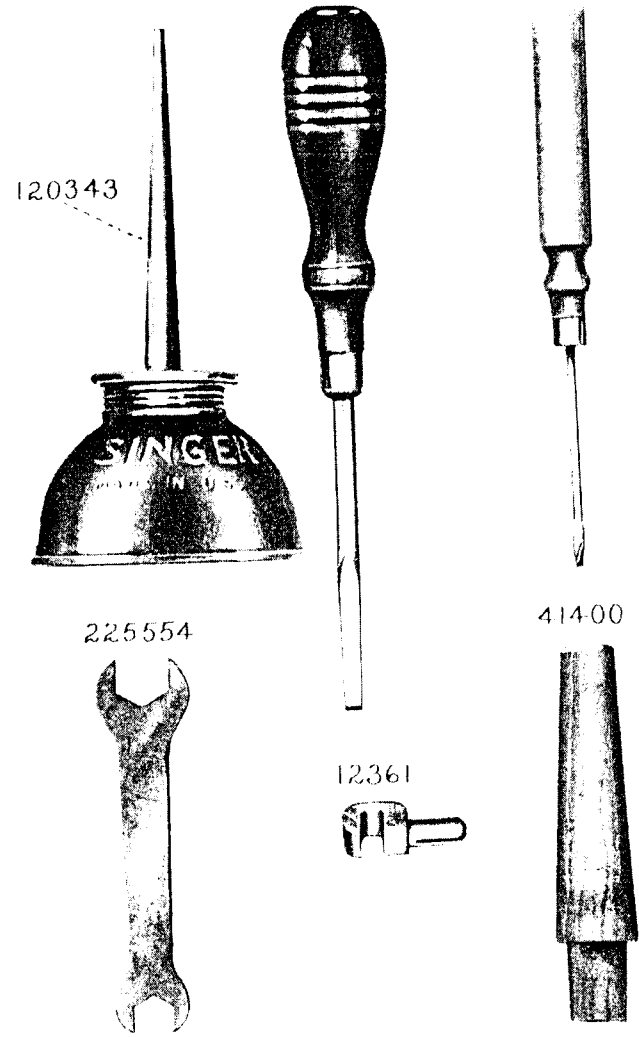


PLATE 14363—ONE-SIXTH SIZE

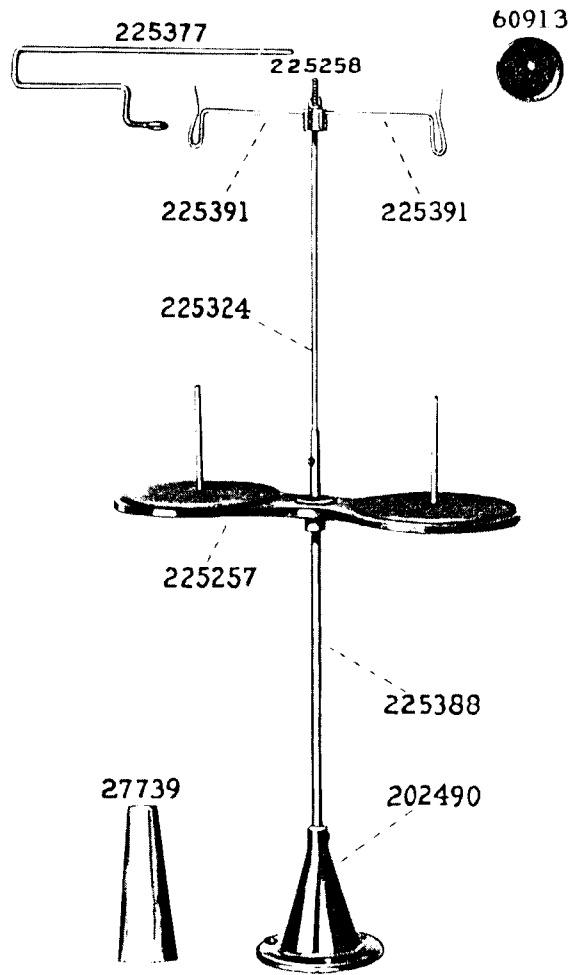


PLATE 14363—ONE-SIXTH SIZE

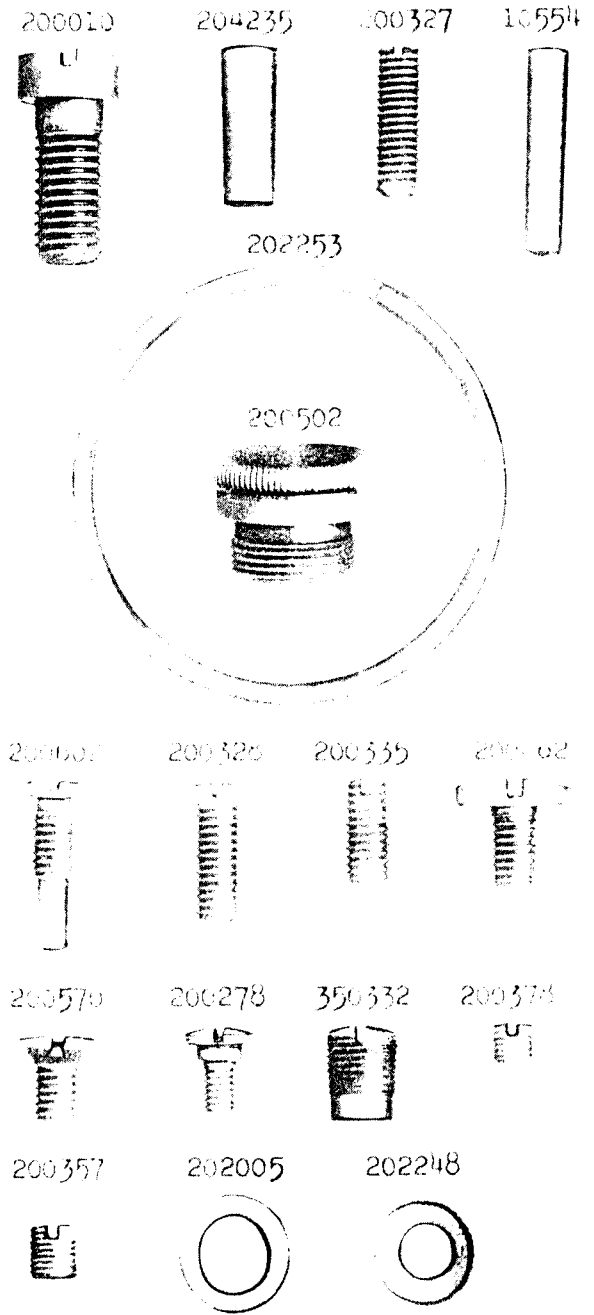


PLATE 15904—FULL SIZE

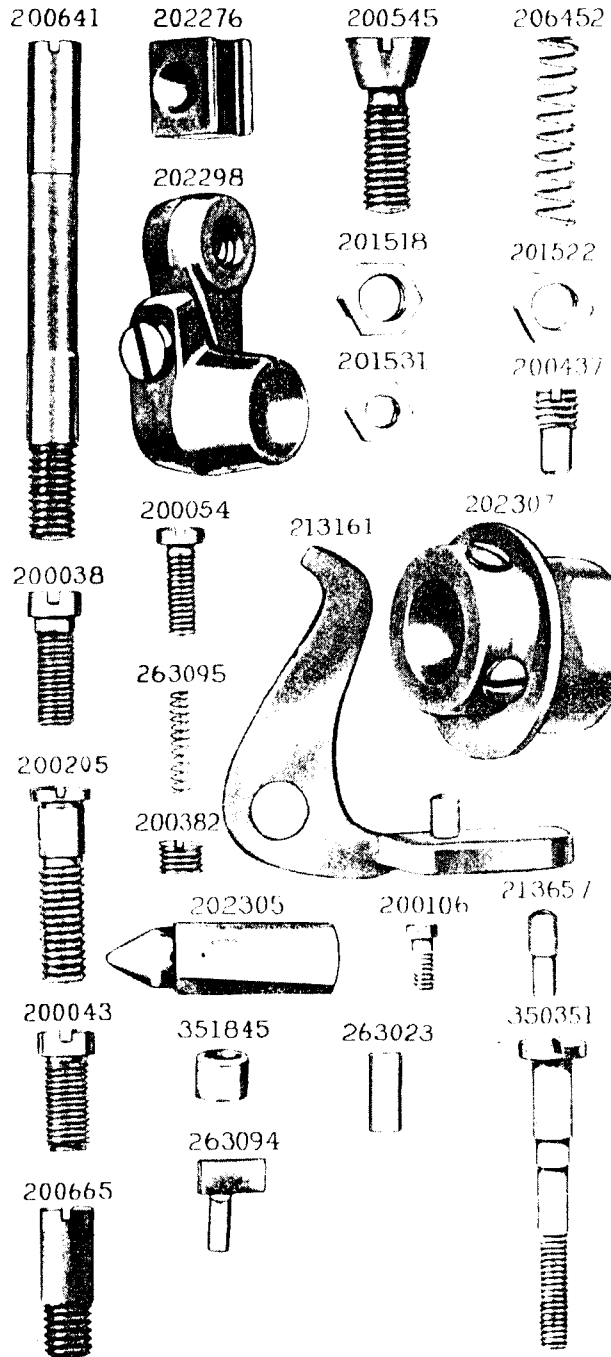


PLATE 15907—FULL SIZE

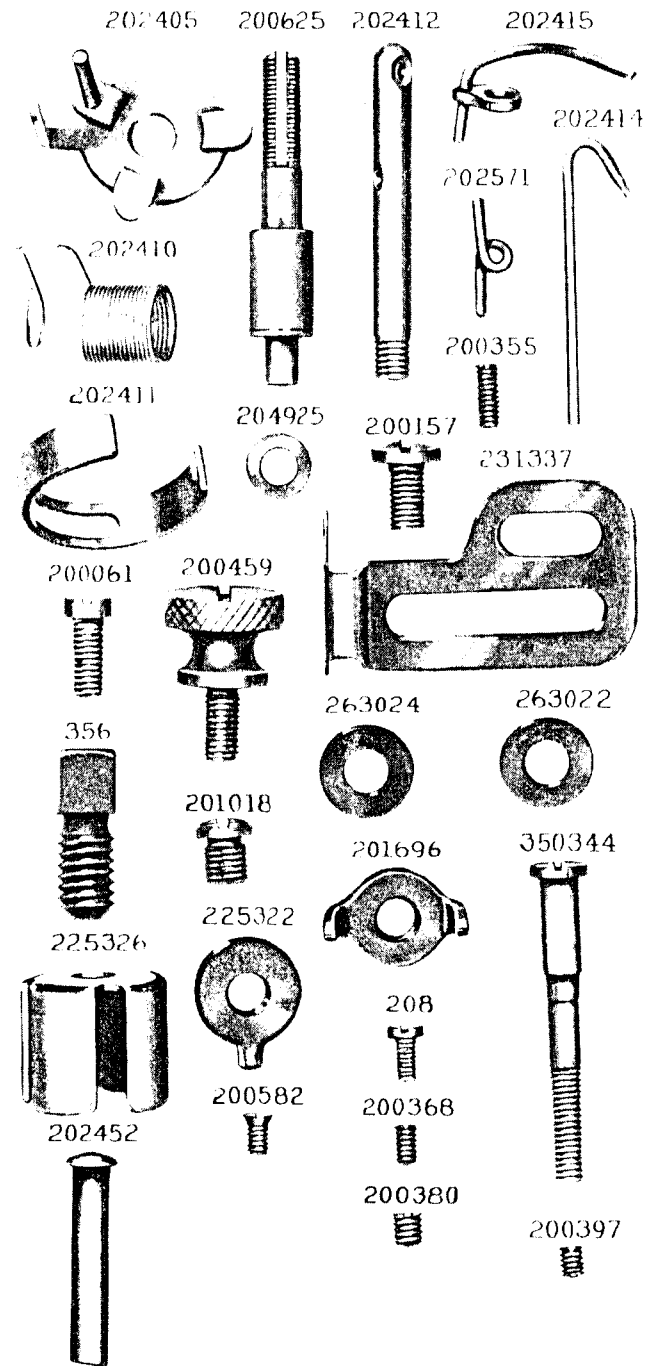


PLATE 15908--FULL SIZE

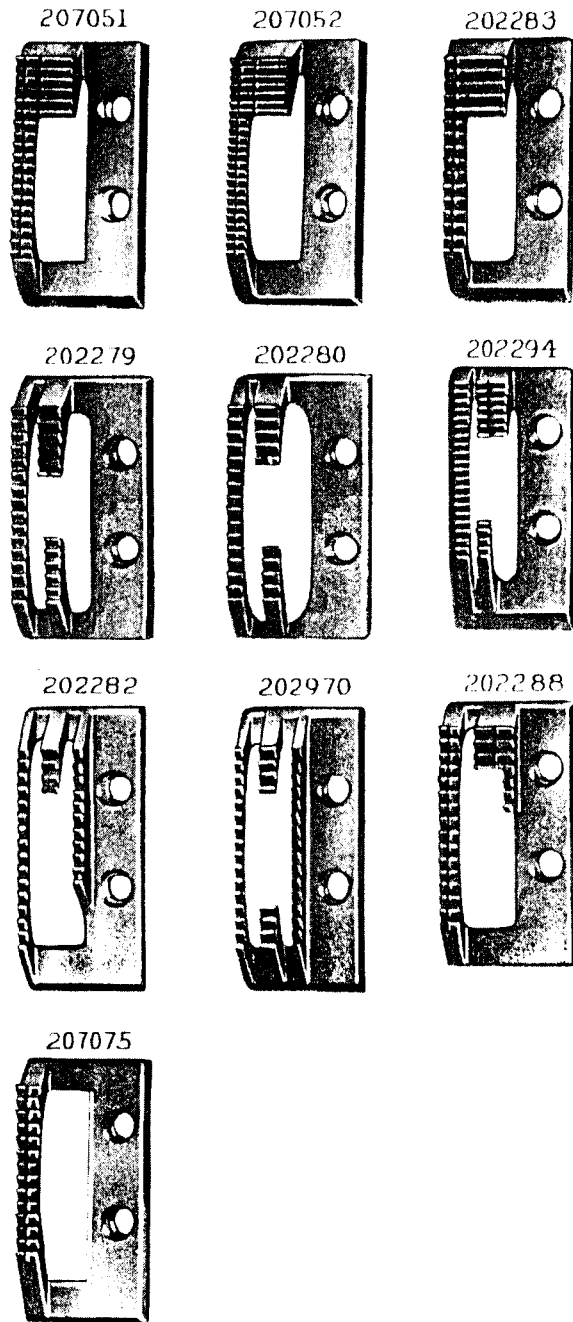


PLATE 15911--ONE-FOURTH SIZE

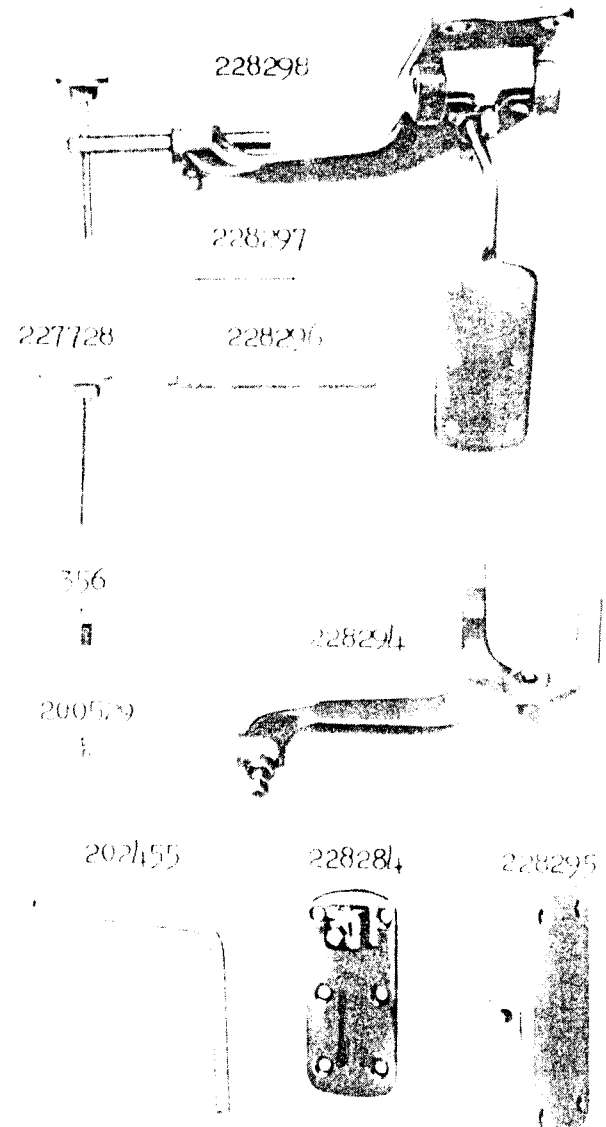


PLATE 15930 FULL SIZE

263111



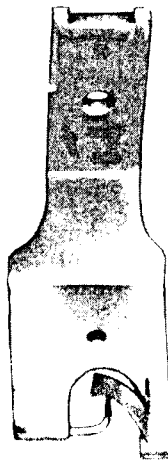
263112



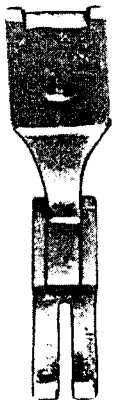
263113



263114




263127



263130



202201



202202

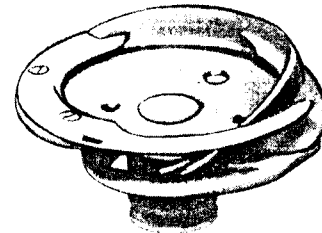


263125

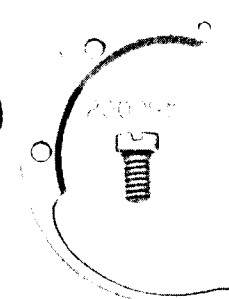


PLATE 15931 - FULL SIZE

200164



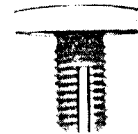
263121 200577



200496



200497




200498



200499



200524



200525



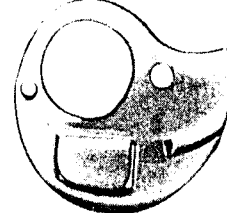
200526



200527



263031



200528



200529



200530



200531



200596

F

200614

A

200592


*

200616


B

PLATE 15933 - FULL SIZE


263039



263117



263036



202329



263035




243236



202333



203172



200653



200604



200428



200260



220080



200137




200141



PLATE 15934 - ONE-HALF SIZE

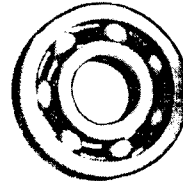
244070




207966



263005



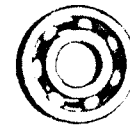
263007



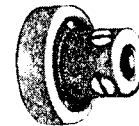
263033



263029




263031



263191



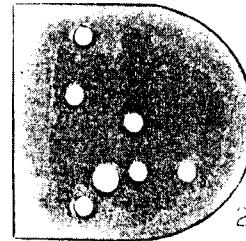
263197




263192



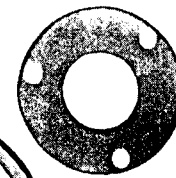

263013



263032



263021



263143



PLATE 15935 - ONE-FOURTH SIZE

263198 263135 202297 202306 202310




PLATE 15936 - FULL SIZE

263098 263041 200492 200493

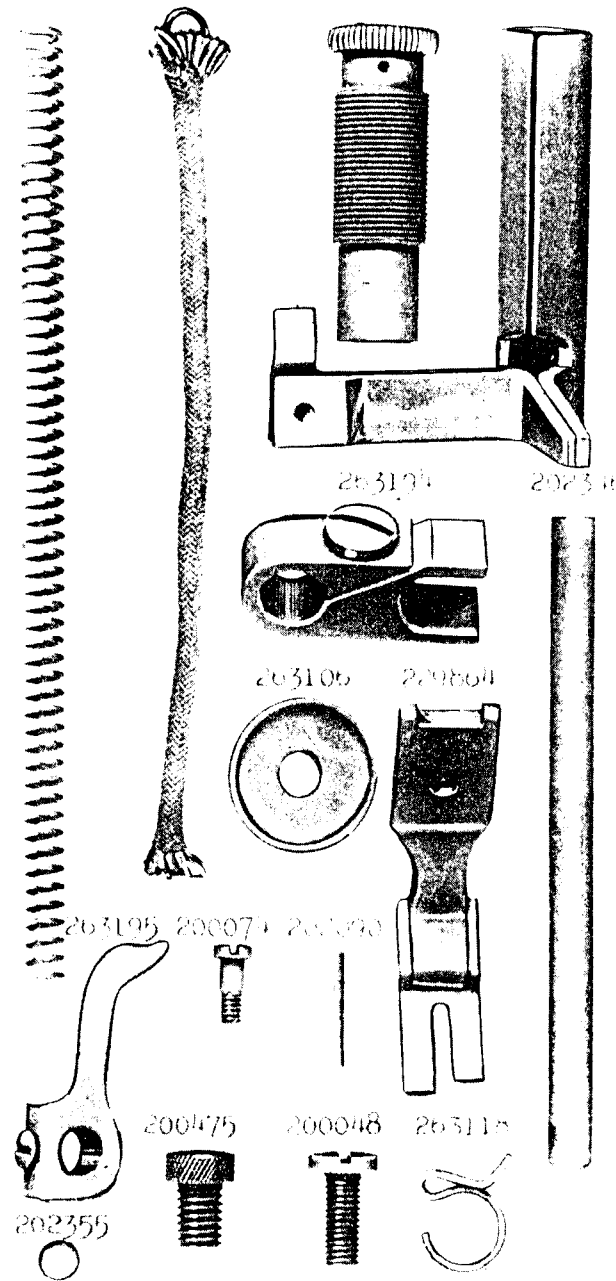
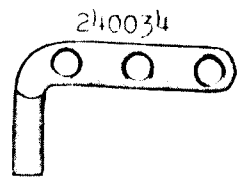


PLATE 15937 - FULL SIZE



263056
263057
263058
263059






PLATE 15938 - FULL SIZE

263061



263062



263063



263064





PLATE 15939 - FULL SIZE


263065



263066



263067



263068




PLATE 16501 - FULL SIZE

200278



202248



200338



200335



200398



201016



263110



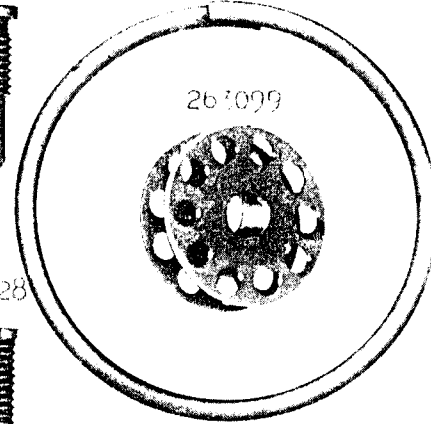
200592



200602



202253



263099

200327



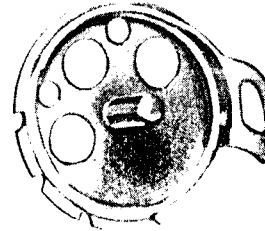
200328




200275



210846



263145



200079



200136



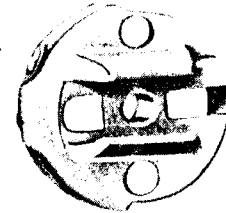
210913 210736



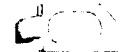
200964



210432



210734



210735



部 品 表



SINGER**

325U1 ミシン

© THE SINGER MANUFACTURING COMPANY 1961

目 次

	ページ
325U1 ミシン部品表	7
ヒザ上げ	16
附属品	17
番号順部品表	19

注 意 事 項

通常の部品番号の下に示されているイタリック字体の部品番号は相互の互換性の有ることを示している。

連続番号 **504001** から **506000** の間の番号を有する部品は下記の所よりのみ入手可能である。

シンガー・ソーイング・マシーン・カスパー

東京 (日本)

その他の部品は下記の所より入手可能である

シンガー・ソーイング・マシーン・カスパー

東京 (日本)

及びシンガー各工場

(*) 印のある部品は特別の場合にのみ供給される。

(◆) 印のある部品は大阪工業部より供給される。


注 文 の 手 引

このリストから注文する場合には第一欄に示されている通り部品番号と共に其の接尾文字を正確に引用しなければならぬ。

番号はいずれのリストにおいても、あるいはいずれのページに対しても、常に同一の部品を示す。

接尾文字 (示されている場合) は仕上げの仕様を示しており、以下は下記の通りである。

- 801 焼入—ミガキ—ニッケルメッキ—バフ。
- 802 ミガキ—ニッケルメッキ—バフ。
- 803 焼入。
- 804 ミガキ。
- 805 処理なし。
- 806 焼入—ミガキ。
- 807 ランプリング—ニッケルメッキ。
- 808 ブルーイング。
- 809 ニッケルメッキ。
- 810 焼入—ニッケルメッキ。
- 813 パーカーライズング。
- 819 黒色着色。
- 821 クロムメッキ。
- 824 焼入—ランプリング—ニッケルメッキ。
- 825 焼入—ランプリング—ニッケルメッキ—ランプリング—クロムメッキ。
- 827 アルミライト (染色)。
- 829 焼入—ミガキ—ニッケルメッキ—パフ—クロムメッキ。
- 830 調質。
- 831 調質—ミガキ。
- 832 調質—ニッケルメッキ。
- 833 調質—黒色着色。
- 850 焼入—黒色着色。
- 851 焼入—ミガキ—ニッケルメッキ—パフ—クロムメッキ。
- 852 ミガキ—ニッケルメッキ—パフ—クロムメッキ。
- 854 ミガキ—クロムメッキ。
- 855 ランプリング—ニッケルメッキ—ランプリング—クロムメッキ。
- 856 ニッケルメッキ—クロムメッキ。



325U1 ミシン

普通布用，高速度直線一本針本縫い，半自動給油式，
1分間 4,000 針，スプリング作用付逆送りレバー，針ま
り右側の作業面長さ 217.5 mm，最大縫い目巾 25.4 mm 当
たり 5 針，モーター駆動

No.	写真	名称
*505501		フーム (組) [504123, 505313, 505314, 505501, 505503, 505504, 505505, 505506, 505507, 505509, 505512, 505515, 505524, 505525, 505540, 505501 (2), 504064 (805) (4)]
	注記:	歯車のかみ合いが高精度高平行度，直角度を要するた めにフームの互供給取付ミスで細針に互供給するこ と。
505502		フームバッド (組) [504123, 505313, 505314, 505501, 505503, 505504, 505505, 505506, 505507, 505509, 505512, 505515, 505524, 505525, 505540, 505501 (2), 504064 (805) (4)]
505001	127	フーム，バッドアッセンブリ (2)
505503	125	上軸オイルパイプ (後)
505504	125	上軸オイルパイプ (後) (スリット)
505505	125	上軸オイルパイプ (中)
505506	125	上軸オイルパイプ (中) (スリット)
505507	125	上軸オイルパイプ (中) (スリット)
505508	125	オイルパイプ (天板) (スリット)
505509	...	オイルパイプ (天板) (スリット) (組) 505510 を含 む。
505510	125	オイルパイプ (天板) (スリット) (組)
505511	125	オイルパイプ (天板) (組)
505512		オイルパイプ (天板) (組) 505513 を含む。
505513	125	オイルパイプ (天板) (組) (スリット)
505514	125	オイルパイプ (斜棒クランク) (組) (スリット)

No.	写真	名称
505515	...	オイルパイプ(針棒クランクローラ)(組) [505510 を参照]
505510	125	オイルパイプウィック(針棒クランクローラ)
504064(805)	127	ブーム・ベッド縮メネジ(4)
505517	...	上軸, ツリアイクランク(組) [上軸, 上軸油穴止 メネジ, 504122(819), 505526, ツリアイクランク, 504095(833), 504117(833), 504120(830)]
505308	125	上軸歯車(組) [504066(833)(2)を参照]
140184(809)	125	上軸歯車ケース止メネジ
505518	125	上軸歯車ケース(組) [上軸歯車ケース(後), (前) 140184(809), 504071(833)(2)]
504071(833)	125	上軸歯車ケース縮メネジ(2)
145		
504066(833)	125	上軸歯車止メネジ(2)
1259		
505519	125	上軸メタル(中)
504002(830)	125	上軸メタル(中)止メネジ
423		
505520	125	上軸メタル(後)
505521		上軸メタル(後)(組) [99686を参照]
504028(830)	125	上軸メタル(後)止メネジ
1133		
99686	125	上軸メタル(前, 後) フロント(2)
505522	125	上軸メタル(前)
505523		上軸メタル(前)(組) [99686を参照]
505524	125	上軸オイルパイプ(前)
504123(819)	125	上軸オイルパイプ(前)メネジ
140835		
505525	125	上軸オイルパイプ(前) フロント
504002(830)	125	上軸メタル(前)止メネジ
423		
505526	130	上軸オイルウィック
504122(819)	125	上軸油穴止メネジ
50555		
140411(802)	125	ハズミ車止メネジ
504111(809)	125	上軸油穴止メネジ
140359		
143236	125	上軸油穴止メネジワッシャー
99648	125	縦軸
505311	125	縦軸歯車(下)(組) [504101(833)(2)を参照]
504101(833)	125	縦軸歯車(下)止メネジ(2)
1259		
505312	125	縦軸歯車(上)(組) [504102(833)(2)を参照]
504102(833)	125	縦軸歯車(上)止メネジ(2)
1259		
99649	125	縦軸メタル(下)
99650	125	縦軸メタル(上)
505313	125	縦軸オイルパイプ(下)
505314	125	縦軸オイルパイプ(上)
505527	130	側板
505528	130	側板ガスケット
504115(850)	130	側板止メネジ(2)
52239	129	糸立て棒

No.	写真	名称
505008	129	糸立て棒メタル
505530	130	ブーム上メネジ(組) [ブーム上メネジ油穴止メネジを 参照]
505531	...	ブーム上メネジ(組) [505555, 505635, 505538(2) を参照]
505532	130	ブーム上メネジ油ガスケット
505533	130	ブーム上メネジ油ガスケットガスケット
504115(850)	130	ブーム上メネジ油ガスケット止メネジ(2)
505534	130	ブーム上メネジガスケット
505535	130	ブーム上メネジ油ガスケット(大)
505555	130	ブーム上メネジ油ガスケット(小)
505634	130	ブーム上メネジオイルパイプ(長)
505635		ブーム上メネジオイルパイプ(長)(組) [505539を 参照]
505537	130	ブーム上メネジオイルパイプ(短)
505538		ブーム上メネジオイルパイプ(短)(組) [505539を 参照](2)
505539	130	ブーム上メネジオイルパイプ(長)オイルパイプ
505539	130	ブーム上メネジオイルパイプ(短)オイルパイプ
504099(809)	130	ブーム上メネジ止メネジ(4)
178		
505540		注記: 歯車中の各歯は高精度準平行磨, 直角度を要するは 各歯の中心高供給用(組)メネジ(付)に供給する こと。
12431	127	送り板
2824	127	送り板ベース
51282(819)	127	送り板ベース止メネジ(2)
505317		送り板(組) [2824, 12431, 51282(819)(2)]
505541	133	送り板カバー
504013(819)	133	送り板カバー縮メネジ(2)
178		
505542		面板, 面板メタル(組)
505543	129	面板(組) [32755, 505134, 173616(2)を参照]
504052(809)	129	面板室内メネジ
32755	129	面板室掛金(上)
505134	129	面板室掛金(下)
173616	129	面板室掛金止メネジ(2)
504004(852)	129	面板止メネジ
505641	127	送り台
504068(803)	127	送り台室蓋メネジ(2)
505407		送り台室蓋メネジ(組) [504068(803), 504502 (819)](2)
504502(819)	127	送り台室蓋メネジメタル(2)
505544	125	送りカム(組) [504029(830)(2)を参照]
504029(830)	125	送りカム止メネジ
118		
504029(830)	125	送りカム縮メネジ
118		
505545	125	送答案内

No.	写真	名称
505546		二又案内(組)〔505636, 174082 を含む〕
505636	125	二又案内フェルト
174082	125	二又案内フェルト止メ
505547	125	二又案内カラー(組)〔504029(830)(2)を含む〕
504029(830)	125	二又案内カラー止メネジ(2)
	449	
505548	125	送りリンク
504009(803)	125	送りリンクテーパネジ(2)
504501(819)	125	送りリンクテーパネジナット(2)
149031	127	送り
504051(830)	127	送り縮メネジ(2)
	50117	
505549	125	二又
505550		二又, 送り調節器(組)〔505549, 505548, 505557, 505560, 504009(803)(2), 504501(819)(2)〕
504009(803)	125	二又テーパネジ
504501(819)	125	二又テーパネジナット
505551	127	上下送り軸
505552		上下送り軸(組)〔505551, 505555, 505556, 505631〕
505631	127	上下送り腕, コロ(組)〔上下送り腕, 504019(808) 505633〕
504019(808)	127	上下送り腕縮メネジ
505632	127	上下送り腕コロ
505633		上下送り腕コロ(組)〔上下送り腕コロ軸を含む〕
505553	125	クランクロッド(組)〔クランクロッドフェルト, 505554, 505644, 504071(833)(2)を含む〕
505644	125	クランクロッドフェルト
505554	125	クランクロッドフェルト止メ
504071(833)	125	クランクロッドフェルト縮メネジ(2)
	145	
504009(803)	125	クランクロッドテーパネジ
504501(819)	125	クランクロッドテーパネジナット
505555	127	上下送り軸フェルト(左)
505556	127	上下送り軸フェルト(右)
504072(803)	127	上下送り軸ネジセンタ(2)
	50191	
505408		上下送り軸ネジセンタ(組)〔504072(803), 504504(819)〕(2)
504504(819)	127	上下送り軸ネジセンタナット(2)
	1513	
505557	125	送り調節器(組)〔504048(830), 504075(833) 504130(850) を含む〕
505558	125	送り調節器軸
505559	125	送り調節器軸メタリ
504130(850)	125	送り調節器止メネジ
505560(803)	125	送り調節器ネジ
504048(830)	125	送り調節器ネジ止メネジ
504075(833)	125	送り調節器ネジ止メネジ
505561(851)	125	送り調節器ネジツマミ

No.	写真	名称
174036	125	送り調節器不審止メ
504099(809)	125	送り調節器不審止メネジ
	176	
505562	125	送り調節レバー(組)〔504130(850)(2)を含む〕
99662	125	送り調節器不審
504130(850)	125	送り調節レバー止メネジ(2)
505563	127	水平送り軸
505564		水平送り軸, 水平送り腕(組)〔143042, 505335, 505556, 505563〕
505335	127	水平送り腕(組)〔504019(808)を含む〕
504019(808)	127	水平送り腕縮メネジ
143042	127	水平送り軸フェルト(左)
505556	127	水平送り軸フェルト(右)
504072(803)	127	水平送り軸ネジセンタ(2)
	50191	
505408		水平送り軸ネジセンタ(組)〔504072(803), 504504(819)〕(2)
504504(819)	127	水平送り軸ネジセンタナット(2)
	1513	
505566	125	ハズレ車(組)〔504119(833)(2) を含む〕
504119(833)	125	ハズレ車縮メネジ(2)
	176	
505593	126	針棒(組)〔504112(833) を含む〕
505567	126	針棒メタリ(下)
505568		針棒メタリ(下)(組)〔52171 を含む〕
504028(830)	126	針棒メタリ(下)止メネジ
	1133	
52171	126	針棒メタリ(下)糸掛り
505629	126	針棒メタリ(上)
504028(830)	126	針棒メタリ(上)止メネジ
	1133	
505569	126	針棒クランクロッド
505570		針棒クランクロッド(組)〔505574 を含む〕
504118(803)	126	針棒クランクロッドネジ
505571	126	針棒クランクロッド下子ロウ子クサリ
505572	126	針棒クランクロッド上子ロウ子クサリ
505573		針棒クランクロッド下子ロウ子クサリ(組)〔505571 を含む〕
504116(809)	126	針棒クランクロッド上子ロウ子クサリ止メネジ
	50579	
143056	126	針棒クランクロッドローラーリンク(18)
505574	126	針棒クランク(組)〔504078(803) を含む〕
504078(803)	126	針棒クランク縮メネジ
504120(830)	125	ツリ子クランク止メネジ
504112(833)	126	針止メネジ
	14029	
99665	126	押エ棒
505649	126	押エ棒ブラッシュ
504129(830)	126	押エ棒ブラッシュ止メネジ
	1133	
505343		押エ棒抱キ(組)〔504028(830) を含む〕

No.	写真	名称
		32758, 99691, 125314, 125416, 125421, 505369, 505409, 2102(2)
99678	129	アーム糸掛
52454	129	三ツ目糸掛
504094(833)	129	三ツ目糸掛止メネジ
505587		天板(組), 針棒クランク軸(組) [147193, 505372, 505590, 505594, 143056(18)]
505588	126	針棒クランク軸
505589		針棒クランク軸(組) [504110(819), 505640 左含む]
504110(819)	126	針棒クランク軸油穴止メネジ
505640	126	針棒クランク軸子ネジ(組)
505590		針棒クランク軸(組), 針棒クランク軸(組) [505589, 504118(803), 505570, 143056(18)]
504117(833)	125	針棒クランク軸端ネジ
		140609
504095(833)	125	針棒クランク軸止メネジ
		1036
147193	126	針棒クランク軸(組)
505591	126	天板(組) [天板(組) (大), (小), 52130 左含む]
52024	126	天板(組)
505372	126	天板(組)軸
504002(830)	126	天板(組)軸止メネジ
		123
505594		天板(組), 天板(組) (組) [52024, 505591]
143056	126	天板(組) (組) (大) (小) (組) (18)
52130	126	天板(組)
505650	129	糸取り外筒
505374	129	糸調子外筒
505409		糸調子外筒(組) [504047(830) 左含む]
504002(830)	129	糸調子外筒止メネジ
		123
◆ 52032	127	針板(大針穴, 送り # 149031 用)
52033		針板(小針穴, 送り # 149031 用)
		注記: # 52033 が通常の部品として支給される、
691(850)	127	針板止メネジ(2)
505652	132	油受(上鉄丸) # 16 # × 25 (6) 左含む
505129		上レ(下)ク止メネジ(2)
505129		下レ(上)ク止メネジ(2)

針の仕様 No. 16 × 231 のための関係部品リスト

No.	写真	名称
◆ 149057	131	送り
◆ 147113	131	針棒スクリュー (1)
◆ 147163	131	針棒
◆ 147164		針棒, 針止メ(組) [143386, 147163]
◆ 143327	131	針棒糸掛
◆ 665(809)	131	針棒糸掛止メネジ
◆ 143386		針棒糸掛, 針止メ(組) [665(809), 143327, 143328]
◆ 143328	131	針止メ(組) [140119(830) 左含む]
◆ 140119(830)	131	針止メネジ
◆ 127318		針板(小針穴)
◆ 142061	131	針板(大針穴)

ロ 歯 車 関 係

No.	写真	名称
505417	132	ヒサキ歯
505418	132	ヒサキ歯台
504099(809) 173	132	ヒサキ歯台縮メネジ(2)
505419	132	ヒサキ歯軸
56073	132	ヒサキ歯ボネ
505384		ヒサキ歯(組) [56073, 505417, 505418, 505419]
505653	132	ヒサキ歯ボネ
505654	132	ヒサキ歯ボネ棒
504028(830) 1133	132	ヒサキ歯ボネ棒止メネジ
505386(855)	132	ヒサキ歯連結棒
505387	132	ヒサキ歯ボネ接手
504100(852) 76	132	ヒサキ歯ボネ接手ボネ
504509(809)	132	ヒサキ歯連結棒ボネ
866(852)	132	ヒサキ歯ボネ縮メネジ
56076	126	引キ歯板
56077	126	引キ歯板ボネ
56071		押し棒止メ(組) [56076, 56077] を含む
505397	132	ヒサキ歯軸
505398	132	ヒサキ歯軸受(2) [ヒサキ歯(組) 4.8×26 (2) を含む]
505399	132	ヒサキ歯棒
504510(809)	132	ヒサキ歯棒止メ
505400	132	ヒサキ歯棒ササエ(組) [504105 (809) を含む]
505105(809)	132	ヒサキ歯棒ササエボネ
505401		ヒサキ歯棒(組) [504510(809), 505399, 505400, 505402]
505402	132	ヒサキ歯(組) [504105 (809) を含む]
504105(809)	132	ヒサキ歯止メネジ
505403	132	ヒサキ歯軸腕
504105(809)	132	ヒサキ歯軸腕止メボネ
505404	132	ヒサキ歯軸腕ササエ(組) [504105 (809) (2) を含む]
504105(809)	132	ヒサキ歯軸腕ササエ止メネジ
505651	132	ヒサキ歯軸回転止メ(組) (2) [504105(809) (2) を含む]
504105(809)	132	ヒサキ歯軸回転止メ止メネジ(2)
505405		ヒサキ歯軸(組) [505397, 505401, 505403, 505404, 505398(2)]

用 属 品

No.	写真	名称
505655	133	ホビシライズダー(組) [丸本ネジ 5.5×20 (2) を含む]
		制動片(ボネ)
		制動片押ボネ
		制動片押ボネ縮メネジ
		糸巻キ台
		軸受ケ台(組) [ネオイロカッパを含む]
		軸受ケ台ネオイロカッパ
		軸受ケ台ササエボネ
		軸受ケ台ササエボネカバー
		軸受ケ台ピンジネジ
		フーラー(組) [フーラー止メネジを含む]
		フーラー止メネジ
		糸巻キ軸
		ホビシ押ボネ
		ホビシ押ボネ調節ネジ
		ホビシ押ボネ板
		ホビシ押ボネ板ピンジボシ(2)
		ホビシ押ボネ連結板
		ホビシ押ボネ連結板ネジ
		糸調子台(組) [糸調子棒を含む]
		糸調子台縮メネジ
		糸調子台縮メネジ座金
		糸調子板(2)
		糸調子ボネ
		糸調子棒
		糸調子カット
		糸調子(組) [糸調子ボネ, 糸調子カット, 糸調子台(組), 糸調子板(2)]
505656	134	二本糸立ケ台(組) [サラネジ 4.5×20 (3) を含む]
		糸立ケ棒(2)
		糸立ケ棒カット(2)
		糸立ケ棒座金(2)
		糸立ケ棒ボネ座金(2)
		糸立ケ台(組) [糸立ケ台板, 糸立ケ台ブッシュ, 糸立ケ台ブッシュカット, 糸立ケ台縮メネジ, 糸立ケ棒(2), 糸立ケ棒座金(2), 糸立ケ棒ボネ座金(2), 糸巻キササエボネ(2)]
		糸立ケ台板
		糸立ケ台ブッシュ
		糸立ケ台ブッシュカット
		糸立ケ台縮メネジ
		糸巻キササエボネ(2)
		糸立ケ台フェルト(2)

糸立て台軸
 糸立て台軸縮メネジ
 糸立て台軸台(組)〔糸立て台軸縮メネジを含む〕
 糸カケ(2)
 糸リケロックナット
 糸リケ固定板
 糸リケ棒(組)〔糸リケ棒ナット, 糸リケナット
 を含む〕
 糸リケ固定板ベース座金
 糸リケ棒ナット
 糸リケナット

番号順部品表

No.	写真	名称
NN128(852)	129	糸調子ナット(組)〔45339 を含む〕
◆ 665(809)	131	針棒糸掛止メネジ
691(850)	127	針板止メネジ(2)
SS 744(851)	129	糸調子棒(組)〔糸調子棒カラーを含む〕
866(852)	132	引き上げボルト縮メネジ
2102	129	糸調子棒(2)
2824	127	スプリング板
12431	127	スプリング板
24982		自由押(上)
26231		自由押ボネ
32755	129	面板糸掛ケ(下)
40394	128	送り調節器ボネ
45339	129	糸調子ナット
51282(819)	127	スプリング板止メネジ(2)
52016	126	押し棒
52018	127	中リケ止メ
52024	126	送り調節器
◆ 52032	127	針板(大針穴, 送り#149031用)
52033		針板(小針穴, 送り#149031用)
52130	126	送り糸道
52171	126	針棒スタル(下)糸掛ケ
52239	129	糸立棒
52454	129	送り糸掛ケ
55623	128	送り
56056	129	糸リケナット
56071		押し棒ナット(組)〔56076, 56077 を含む〕
56073	132	引き上げボネ
56076	126	引き上げ板
56077	126	引き上げ板ボネ
62527		自由押(下)
99648	125	縦軸
99649	125	縦軸スタル(下)
99650	125	縦軸スタル(上)
99662	125	送り調節器ボネ
99665	126	押し棒
99672	125	下軸スタル(後)
99674	129	糸調子板
99678	129	送り糸掛ケ
99685	125	下軸スタル(前, 後)ワユルト(2)
99686	125	上軸スタル(前, 後)ワユルト(2)
99691	129	糸調子棒座金
125314	129	糸調子ボネ
125416	129	糸調子ボネキャップ(内)
125421	129	糸調子ボネキャップ(外)

No.	写真	名称
◆127318		針板 (小針穴)
◆140119(830)	131	針止メネジ
140184(809)	125	上軸歯車ケース止メ栓
140184(809)	125	下軸歯車ケース止メ栓
140411(802)	125	バズミ重止メネジ
◆142061	131	針板 (大針穴)
143042	127	水平送り軸フェルト (左)
143042	125	下軸オイルフィルターウイック
143056	126	針棒クランクロッドジョイントアライニング (18)
143056	126	大ピンローラーベースアライニング (18)
143236	125	上軸油穴止メネジラッシュヤ
143327	131	針棒糸掛ケ
◆143328	131	針止メ (組) [140119(830) を含む]
◆143386		針棒糸掛ケ, 針止メ (組) [665(809), 143327, 143328]
◆147113	131	針棒メタル (下)
◆147163	131	針棒
◆147164		針棒, 針止メ (組) [143386, 147163]
147193	126	針棒クランク軸ラッシュヤ
149031	127	送り
◆149057	131	送り
173616	129	面板糸掛ケ止メボシ (2)
174036	125	送り調節器がネ止メ
174082	125	二又案内フェルト止メ
174113	130	下軸メタル (後) 油ダマガスケット
174113	130	下軸メタル (前) 油ダマガスケット
504002(830)	125	上軸メタル (中) 止メネジ
504002(830)	125	上軸メタル (前) 止メネジ
504002(830)	125	下軸メタル (後) 止メネジ
504002(830)	125	下軸メタル (前) 止メネジ
504002(830)	126	大ピンササコ軸止メネジ
504002(830)	129	糸調子外筒止メネジ
504004(852)	129	面板止メネジ
504009(803)	125	送りリンクテーパネジ (2)
504009(803)	125	二又テーパネジ
504009(803)	125	クランクロッドテーパネジ
504013(819)	133	ベルトカバー縮メネジ (2)
504019(808)	127	上下送り腕縮メネジ
504019(808)	127	水平送り腕縮メネジ
504028(830)	125	上軸メタル (後) 止メネジ
504028(830)	126	針棒メタル (下) 止メネジ
504028(830)	126	針棒メタル (上) 止メネジ

No.	写真	名称
504028(830)	126	押込棒抱き止メネジ
504028(830)	126	ヒザ上げボルト棒止メネジ
504029(830)	125	送りカム止メネジ
504029(830)	125	送りカム縮メネジ
504029(830)	125	二又案内カム 止メネジ (2)
504032(805)	128	ボビケースウツミネジ
504047(830)	129	糸調子棒止メネジ
504048(830)	125	送り調節ネジ止メネジ
504048(830)	125	下軸カム 止メネジ (2)
504051(830)	127	送り縮メネジ (2)
504052(809)	129	面板案内ネジ
504063(852)	126	自由押込止メネジ
504064(805)	127	フレームヘッド縮メネジ (4)
504066(833)	125	上軸歯車止メネジ (2)
504068(803)	127	送り各ネジセンター (2)
504071(833)	125	上軸歯車ケース縮メネジ (2)
504071(833)	125	クランクロッドボク縮メネジ (2)
504071(833)	125	下軸歯車ケース縮メネジ (3)
504072(803)	127	上下送り軸ネジセンター (2)
504072(803)	127	水平送り軸ネジセンター (2)
504075(830)	125	送り調節ネジ止メネジ
504078(803)	126	針棒抱き縮メネジ
504081(851)	126	押込上ゲネジ
504083(852)	126	押込調節ネジ
504084(809)	127	中カム止メ縮メネジ
504086(806)	128	ボビケース調子ネジ
504087(804)	128	ボビケース調子がネ止メネジ
504088(805)	128	中カム押込止メネジ (3)
504089(832)	128	外カム止メネジ (2)
504090(805)	128	外カム案内止メネジ (4)
504091(809)	129	糸調子板止メネジ
504094(833)	129	二又目糸掛ケ止メネジ
504095(833)	125	針棒クランク軸止メネジ
504099(809)	130	フレームボルト止メネジ (4)
504099(809)	125	送り調節器がネ止メネジ
504099(809)	132	ヒザ上げ台縮メネジ (2)
504100(852)	132	ヒザ上げ台接手ネジ

No.	写真	名称
504101(833) 1259	125	縦軸歯車(下)止メネジ(2)
504101(833) 1259	125	下軸歯車止メネジ(2)
504102(833)	125	縦軸歯車(上)止メネジ(2)
504105(809)	132	ヒザ当り棒ササエ止メネジ
504105(809)	132	ヒザ当り止メネジ
504105(809)	132	ヒザ当り軸腕止メネジ
504105(809)	132	ヒザ当り軸腕ササエ止メネジ
504105(809)	132	ヒザ当り軸回転止メネジ(2)
504110(819)	126	針棒クランク軸油穴止メネジ
504111(809) 140359	125	上軸油穴止メネジ
504112(833) 140239	126	針止メネジ
504115(850)	130	側板止メネジ(2)
504115(850)	130	ブーム上クランク軸止メネジ(2)
504115(850)	130	下軸スタビ(後)油穴クランク縮メネジ
504115(850)	130	下軸スタビ(前)油穴クランク縮メネジ
504115(851)	129	送り目盛り板縮メネジ(2)
504116(809) 50529	126	針棒クランクローリングガイド止メネジ
504117(833) 140609	125	針棒クランク軸縮メネジ
504118(803)	126	針棒クランクローリングガイド
504119(833) 430	125	バズミ中縮メネジ(2)
504120(830)	125	ツリアキクランク止メネジ
504122(819) 50555	125	上軸油穴止メネジ
504123(819) 140835	125	上軸オイルパイプ(前)ワッパ
504129(830) 1133	126	押エ棒クランク止メネジ
504130(850)	125	送り調節器止メネジ
504130(850)	125	送り調節レバー止メネジ(2)
504501(819)	125	送りリジクゲートボルト(2)
504501(819)	125	送りリジクゲートボルト
504501(819)	125	クランクローリングガイドボルト
504502(819)	127	送り台ネジセンタナット(2)
504503(819) 1520	126	押エ上ゲネジナット
504504(819) 1513	127	上下送り軸ネジセンタナット(2)
504504(819) 1513	127	水平送り軸ネジセンタナット(2)
504509(809)	132	ヒザ上ゲ連結棒ナット
504510(809)	132	ヒザ当り棒ナット
505001	127	ブームボルトロックロッド(2)
505008	129	糸立て棒ソケット
505129	...	トレードマチック止メピン(2)
505129	...	ナンバープレート止メピン(2)
505134	129	面板糸掛ケ(上)

No.	写真	名称
505151	129	糸ホルスタロッド
505152	129	糸ホルスタロッド
505308	125	上軸歯車(組)「504066(833)(2)を含む」
505311	125	縦軸歯車(下)(組)「504101(833)(2)を含む」
505312	125	縦軸歯車(上)(組)「504102(833)(2)を含む」
505313	125	縦軸オイルパイプ(下)
505314	125	縦軸オイルパイプ(上)
505317	...	スミリ板(組)「2824, 12431, 51282(819)(2)」
505335	127	水平送り腕(組)「504019(808)を含む」
505343	...	押エ棒ロッド(組)「504028(830)を含む」
505349	...	ボビンケース(体)
505350	...	ボビンケース(体)(組)「40394, 504086(806), 504087(804)を含む」
505351	128	ボビンケースツマミ(組)「505353, 505354, 505355」
505352	128	中ガマ
505353	128	ボビンケースツマミ(下)
505354	128	ボビンケースツマミ(上)
505355	128	ボビンケースツマミロッド
505356	128	ボビンケースツマミボネ
505358	128	ボビンケース(組)「504032(805), 505350, 505351, 505356」
505359	...	中ガマ, ボビンケース(組)「505358, 505352」
505360	128	中ガマ押エ
505361	...	下軸歯車(組)「504101(833)(2)を含む」
505362	125	下軸歯車ケース(組)「下軸歯車ケース(下)(上) 140148(809), 504071(833)(3)」
505364	128	外ゲート案内
505369	129	糸ホルスタロッド
505370	...	糸調節器(組)「NN 128(852), SS744(851), 32758, 99691, 125314, 125416, 125421, 505369, 505409, 2102(2)」
505372	126	送りリジク軸
505374	129	糸調子外筒
505384	...	ヒザ上ゲ(組)「56073, 505417, 505418, 505419」
505386(855)	132	ヒザ上ゲ連結棒
505387	132	ヒザ上ゲ受け接手
505397	132	ヒザ当り軸
505398	132	ヒザ当り軸受け(2)「サフ木ネジ 4.8×26(2)を含む」
505399	132	ヒザ当り棒
505400	132	ヒザ当り棒ササエ(組)「504105(809)を含む」
505401	...	ヒザ当り棒(組)「504510(809), 505399, 505400, 505402」
505402	132	ヒザ当り(組)「504105(809)を含む」
505403	132	ヒザ当り軸腕
505404	132	ヒザ当り軸腕ササエ(組)「504105(809)(2)を含む」

No.	写真	名称
505405	...	合弁上..... ヒザ当り軸(組) [505397, 505401, 505403, 505404, 505398(2)]
505407	...	送り台ネジセンター(組) [504068 (803), 504502 (819)] (2)
505408	...	上下送り軸ネジセンター(組) [504072 (803), 504504(819)] (2)
505408	...	水平送り軸ネジセンター(組) [504072(803), 504504 (819)] (2)
505409	...	糸調子外筒(組) [504047(830)] を含む
505410	...	上軸, 縦軸歯車(組) [505308, 505312
505411	...	下軸, 縦軸歯車(組) [505311, 505361
505417	132	ヒザ上ゲ
505418	132	ヒザ上ゲ台
505419	132	ヒザ上ゲ軸
505427	125	上軸カマシ(組) [504048(830)] (2) を含む
*505501	...	フレーム(組) [サンプル フレーム, 上フレームカマシ, 505129(4)] を含む
505502	...	フレームボルト(組) [504123(819), 505313, 505314, 505501, 505503, 505504, 505505, 505506, 505507, 505509, 505512, 505515, 505524, 505525, 505540, 505001(2), 504064(805)] (4)
505503	125	上軸オイルパイプ(後)
505504	125	上軸オイルパイプ(後) フロント
505505	125	上軸オイルパイプ(中)
505506	125	上軸オイルパイプ(中) シェイブ
505507	125	上軸オイルパイプ(中) ケース上
505508	125	オイルパイプ(天びんササリ)
505509	...	オイルパイプ(天びんササリ)(組) [505510] を含む
505510	125	オイルパイプウイック(天びんササリ)
505510	125	オイルパイプウイック(針棒クランクロータ)
505511	125	オイルパイプ(天びん)
505512	...	オイルパイプ(天びん)(組) [505513] を含む
505513	125	オイルパイプウイック(天びん)
505514	125	オイルパイプ(針棒クランクロータ)
505515	...	オイルパイプ(針棒クランクロータ)(組)* 505510 を含む
505517	...	上軸, ツリアイクラック(組) [上軸, 上軸油穴止メ栓 504122(819), 505526 ツリアイクラック, 504095(833), 504117(833), 504120 (830)]
505518	125	上軸歯車ケース(組) [上軸歯車ケース(後)(前), 140184(809), 504071(833)] (2)
505519	125	上軸スタル(中).....
505520	125	上軸スタル(後)
505521	125	上軸スタル(後)(組) [99686] を含む
505522	125	上軸スタル(前).....

No.	写真	名称
505523	...	上軸スタル(前)(組) 99686 を含む
505524	125	上軸オイルパイプ(前)
505525	125	上軸オイルパイプ(前) フロント
505526	130	上軸オイルウイック
505527	130	側板
505528	130	側板ガスケット
505530	130	フレーム上ゲタ(組) [フレーム上ゲタ油穴止メ栓を 含む]
505531	...	フレーム上ゲタ(組) [505555, 505635, 505538(2)] を含む
505532	130	フレーム上ゲタ油ダストワ
505533	130	フレーム上ゲタ油ダストワガスケット
505534	130	フレーム上ゲタガスケット
505535	130	フレーム上ゲタ油ダストワ(大)
505537	130	フレーム上ゲタオイルパイプ(短)
505538	...	フレーム上ゲタオイルパイプ(短)(組) [505539] を含む (2)
505539	130	フレーム上ゲタオイルパイプ(長) ウイック
505539	130	フレーム上ゲタオイルパイプ(短) ウイック
*505540	...	フレーム
505541	133	フレームカマシ
505542	...	面板, 天びんガード(組)
505543	129	面板(組) [32755, 505134, 173616(2)] を含む
505544	125	送りカマシ(組) [504029(830)] を含む
505545	125	送気案内
505546	...	送気案内(組) [505636, 174082] を含む
505547	125	送気案内カマシ(組) [504029(830)] を含む
505548	125	送りリシク
505549	125	送気
505550	...	送気, 送り調節器(組) 505549, 505548, 505557, 505560, 504009(803) (2), 504501(819) (2)
505551	127	上下送り軸
505552	...	上下送り軸(組) 505551, 505555, 505556, 505561
505553	125	クランクロータ(組) [クランクロータワタ, 505554, 505644, 504071(833)] (2) を含む
505554	125	クランクロータワタフロント止メ
505555	130	フレーム上ゲタ油ダストワ(小)
505555	127	上下送り軸ワケルト(左)
505556	127	上下送り軸ワケルト(右)
505556	127	水平送り軸ワケルト(右)
505557	125	送り調節器(組) [504048 (830), 504075 (833) 504130(850)] を含む
505558	125	送り調節器軸
505559	125	送り調節器軸スタル
505560(803)	125	送り調節ネジ
505561(851)	125	送り調節ネジワタ

No.	写真	名称
505562	125	送り調節ローラ (組) 504130(850)(2) を含む
505563	127	水平送り軸
505564	...	水平送り軸, 水平送り腕 (組) 143042, 505335, 505556, 505563
505566	125	ハズミ車 (組) 504119(833)(2) を含む
505567	126	針棒スタル (下)
505568	...	針棒スタル (下) (組) 52171 を含む
505569	126	針棒クランクロッド
505570	...	針棒クランクロッド (組) 505574 を含む
505571	126	針棒クランクロッド下オウイック
505572	126	針棒クランクロッド下オウイックササレ
505573	...	針棒クランクロッド下オウイックササレ (組) 505571 を含む
505574	126	針棒抱キ (組) 504078(803) を含む
505575	126	押し棒ボネ
505576	...	外ガタ (組) 1 外ガタ, 504089 (832)(2) を含む
505577	...	外ガタ, 糸案内 (組) 1 外ガタ, 504089 (832) 505364, 504090(805)(4)
505578	128	外ガタ (組) 1 505360, 504088 (805)(3) を含む
505579	...	外ガタ, 中ガタ (組) 1 505577, 505352, 505360, 504088(805)(3)
505580	...	カマ, ボビンケース (組) 1 505579, 505358
505581	125	下軸
505582	...	下軸 (組) 1 505648 を含む
505583	...	下軸, 下軸カマ (組) 1 505582, 505427
505584	125	下軸スタル (前)
505585	...	下軸スタル (前) (組) 1 99685 を含む
505586	129	送り目盛り板
505587	...	天ピン, 針棒クランクロッド (組) 1 147193, 505372, 505590, 505594, 143056(18)
505588	126	針棒クランク軸
505589	...	針棒クランク軸 (組) 1 504110 (819), 505640 を含む
505590	...	針棒クランクロッド, 針棒クランク軸 (組) 1 505589, 504118(803), 505570, 143056(18)
505591	126	天ピン (組) 1 天ピンスタル (大) (小), 52130 を含む
505593	126	針棒 (組) 1 504112(833) を含む
505594	...	天ピン, 天ピンササレ (組) 1 52024, 505591
505629	126	針棒スタル (上)
505630	130	下軸スタル (後) 油ダスタル
505630	130	下軸スタル (前) 油ダスタル
505631	127	上下送り腕, コロ (組) 1 上下送り腕, 504019 (808), 505633
505632	127	上下送り腕コロ
505633	...	上下送り腕コロ (組) 1 上下送り腕コロ軸を含む
505634	130	フレーム上ゴタオイルパイプ (長)

No.	写真	名称
505635	...	フレーム上ゴタオイルパイプ (長) (組) 505539 を含む
505636	125	糸案内
505639	125	下軸スタル (後) 油ダスタル
505639	125	下軸スタル (前) 油ダスタル
505640	126	針棒クランク軸オウイック
505641	127	送り軸
505642	...	自由押キ (下)
505643	126	自由押キ (組) 1 24982, 26231, 62527, 505642
505644	125	クランクロッド下ゴタスタル
505647(805)	125	下軸油穴止メネジ
505648	...	下軸オウイック (組) 1 143042, 505647
505649	126	押し棒ボネ
505650	129	糸取リボネ
505651	132	送当軸回転止メ (組) (2) 1 504105(809)(2) を含む
505652	132	油受ケ目鉄丸径16#×25 (6) を含む
505653	132	天ピンカマ
505654	132	天ピンカマ (棒)
505655	133	天ピンササレ (組)
505656	134	二本糸立リ合 (組)

