

FORM 1952w
MARCH, 1925
PRINTED IN U. S. A.

LIST
OF
PARTS



MACHINES
Nos. 36-1 and 36-3

THE SINGER MANUFACTURING COMPANY

COPYRIGHT, U. S. A., 1925,
BY THE SINGER MANUFACTURING Co.
ALL RIGHTS RESERVED FOR ALL COUNTRIES

INDEX

	PAGE
ACCESSORIES	17
BINDER	20
MACHINE No. 36-1	7
" " 36-3	12
NUMERICAL LIST OF PARTS	29
OBSOLETE PARTS	28
TRACK PARTS	21

INSTRUCTIONS FOR ORDERING

In ordering from this list, use **ONLY** the PART number in the **FIRST** column.

The number stamped on a Sewing Machine part is in every case the number of the single part only.

Every combination of parts sent out as such has its specific number, which, although not stamped on the parts, must be used when ordering the combination.

Each number always indicates the **SAME PART** in whatever list it appears, or for whatever machine.

The letters after some of the numbers indicate the style of finish only, as follows:

- A. Hardened, Polished and Plated.
- B. Polished and Plated.
- C. Hardened only.
- D. Polished only.
- E. Soft, not Polished.
- F. Hardened and Polished.
- G.
- H. Blued.
- J. Plated only.
- K. Hardened and Plated.
- L. Brass or Gilt.
- M. Oxidized.
- P. Japanned.
- R. Parkerized.
- T. Copper-plated.

These letters **MUST BE USED** when they appear in the list, and **AFTER** the number as in the list.

In this series:

- 1 to 1500 and 50001 to 51500 are Screw Numbers.
- 1501 to 1800 are Nut Numbers.
- 1801 to 2000 are Roller Numbers.
- 2001 to 50000 and 52001 and upward are numbers of Machine Parts.

The figures in the second column refer only to the plates, illustrating the parts, and are **NOT TO BE USED** in ordering.

Parts marked with an asterisk (*) are furnished only when repairs are made at factory.

LIST OF PARTS COMPLETE

FOR

MACHINE No. 36-1

POSITIVE FEED. FOR POWER. ON TRACK

For Seaming Light and Medium Weight
Carpets and Rugs

No.	Plate	Name
12501	1053	Driving Belt Roller (2)
191c	1058	" " " Screw (2)
8800	1072	" " " Washer (2)
12502	1053	" " " Support (left) with two 453c
12776	1053	Driving Belt Roller Support (right) with two 453c
453c	1058	Driving Belt Roller Support Set Screw
12503	1053	Driving Wheel
12504	---	Driving Wheel complete, Nos. 491c, 12503, 12514, 12515, 12517, 12518, 12759 and two 12516
12505	1052	Feed Disengaging Lever with 791c ..
12506	1057	" " " Hinge Pin ..
12507	1057	" " " Locking Pin
10195	1057	" " " " "
		Spring
12508	1055	Feed Eccentric with 465c
12509	1057	" " Pin
465c	1058	" " Set Screw
12675	1052	" Guide
12676	1052	" " Stud (eccentric)
914c	1081	" " " Set Screw
12510	1052	" Lever
729c	1059	" " Screw
12511	1056	" " Slide Block
12512	1056	" Point
791c	1058	" " Set Screw
*12513	---	Frame
12514	1053	Friction Wheel with 1143c
12515	1056	" " " Gib
12516	1057	" " " Position Pin
12517	1056	" " " Latch with 12519 ..
12759	1057	" " " Spring

Parts for Machine No. 36-1

No.	Plate	Name
12518	1056	Friction Wheel Latch Washer
12519	1057	" " " " Pin ..
401E	1058	" " " " Screw ..
3012	1057	" " Pin
1143c	1086	" " Set Screw
12520	1054	Grip Lever
12521	1056	" " Lock
12522	1055	" " Bracket
172c	1058	" " " " Screw
208D	1058	" " " Clamping Screw ..
50252F	1081	" " " Regulating Screw ..
89c	1059	" " " Screw
12523	1057	" " " Spring
12524	1057	" " " Hook
248A	1058	" " Set Screw
12689	1057	" " Spring
12525	1057	" " Hook, for 12689 ..
12526	1057	" " " " " 12523 ..
12843	1082	Guide Holder Body
12844	1082	" " Plate
1149c	1081	" " " Screw
134c	1058	" " Screw
12845	—	Guide Holder complete, Nos. 212E, 1149c, 12843 and 12844
212F	1081	Guide Stop Screw
12536	1052	Hand Wheel
960B	1058	" " Screw (2)
12537	1055	Locking Cam with 465c
12538	1057	" " Pin
465c	1058	" " Set Screw
12539	1052	" Lever with 791c
12540	1056	" " Shaft Slide Block
12541	1056	" " Slide Block
12542	1056	" Point
791c	1058	" " Set Screw
12543	1056	Looper
*12544	—	" Bracket
146D	1058	" " Screw (2)
8554	1081	" " Steady Pin (2)
12545	1055	" Cam with 465c
12546	1057	" " Pin
465c	1058	" " Set Screw
12547	1053	" Lever with 193F
12548	1055	" " Strap
12549	1056	" " " Division Block (2)
50252F	1081	" " " " " Screw (2)
12550	1057	Looper Position Point
233D	1058	" " " Screw

Parts for Machine No. 36-1

No.	Plate	Name
193F	1058	Looper Set Screw
12750	1054	" Thread Cone Center (wood) ..
12756	1054	" " Spool Bracket
161D	1058	" " " " Screw
12751	1054	" " " Clamping Disc ..
12871	1082	" " " Post, 5 1/2 in. long ..
1519E	1061	" " " " Nut
12749	1054	" " " Rest Disc
12557	1053	" " Tension Bracket
2269	1057	" " " " Position Pin
191c	1058	Looper Thread Tension Bracket Screw
2102	1056	Looper Thread Tension Disc (2) ...
1560c	1061	" " " Regulating Thumb Nut
2103	1057	Looper Thread Tension Spring
956c	1061	" " " Stud
1547D	1061	" " " Lock Nut
12558	1052	Needle Cam with 445c
3012	1057	" " Pin
445c	1058	" " Set Screw
200F	1058	" Clamping Screw
12560	1056	" Guide
176F	1058	" " Screw
12900	1082	" Slide
12562	1052	" " Bar
447c	1058	" " Set Screw
12564	1056	" " Gib
12565	1057	" " " Pin
1876	1058	" " Roller and Screw Stud ..
12750	1054	" Thread Cone Center (wood) ..
12566	1057	" " Guide
12757	1054	" " Spool Bracket
161D	1058	" " " " Screw ..
12751	1054	" " " Clamping Disc ..
12871	1082	" " " Post, 5 1/2 in. long ..
1519E	1061	" " " " Nut
12749	1054	" " " Rest Disc
12568	1056	" " Take-up Block
792D	1058	" " " " Screw ..
12569	1056	" " " Eyelet
402D	1058	" " " " Screw ..
2102	1056	" " Tension Disc (2)
1560c	1061	" " " Regulating Thumb Nut
2103	1057	Needle Thread Tension Spring
956c	1061	" " " Stud

No.	Plate	Name
12570	1052	Piler
703b	1059	" Thumb Screw
12571	1055	Pull-off
190b	1058	" Screw
12572	1055	Return Belt Roller
45c	1059	" " " Screw
12573	1053	Roller (lower) (2)
12575	1053	" " Stud (left)
12574	1053	" " " (right)
191c	1058	" " " Screw
8800	1072	" " " Washer
448c	1058	" " " Set Screw (2)
12576	1055	Safety Catch
12577	1055	" " Bracket
200f	1058	" " " Screw
12578	1057	" " Hinge Pin
12580	1052	Shaft
12581	1056	Spreader
12582	1055	" Cam with 465c
12546	1057	" " Pin
465c	1058	" " Set Screw
12584	1053	" Lever
181b	1058	" Screw
12585	1052	Starting Lever
2022	1081	" " Pin
12586	1056	" " Trip
12587	1057	" " Hinge Pin
12588	1057	" " " Spring
12866	1082	Stop Lever
12590	1056	" " Friction Pad (rawhide)
335d	1058	" " " " Screw (2)
1331c	1081	" " Hinge Screw
1611e	1081	" " " " Nut
202f	1058	" " Regulating Screw
12592	1052	" " Spring
12872	1081	" " " Support Pin
12594	1055	Tripping Lever
12595	1055	" " Finger
12596	1057	" " " Hinge Pin
12597	1057	" " " Spring
236b	1058	" " " " Screw
826f	1059	" " Screw
12598	1057	" " Spring
193f	1058	" " Stop Screw
12599	1054	Yielding Fork (left)
12678	1054	" " " Roller
12603	1054	" " " " Stud

No.	Plate	Name
12677	1054	Yielding Fork (right)
12601	1054	" " " Roller
12680	1054	" " " " Spring
12679	1054	" " " " Stud
191c	1058	" " " " " Screw
8800	1072	" " " " " Washer
12602	1054	Yielding Fork Spring (2)

No.	Plate	Name
193F	1058	Looper Set Screw
12750	1054	" Thread Cone Center (wood) ..
12756	1054	" " Spool Bracket
161D	1058	" " " " Screw
12751	1054	" " " Clamping Disc ..
12871	1082	" " " Post, 5 1/4 in. long ..
1519E	1061	" " " " Nut
12749	1054	" " " Rest Disc
12557	1053	" " Tension Bracket
2269	1057	" " " " Position Pin
191C	1058	Looper Thread Tension Bracket Screw
2102	1056	Looper Thread Tension Disc (2) ..
1560C	1061	" " " " Regulating Thumb Nut
2103	1057	Looper Thread Tension Spring
956C	1061	" " " " Stud
1547J	1061	" " " " Lock Nut
12851	1082	Needle Cam with 445C
3012	1057	" " Pin
445C	1058	" " Set Screw
200F	1058	" Clamping Screw
12852	1081	" Guide
176F	1058	" " Screw
12897	1082	" Slide
12562	1052	" " Bar
447C	1058	" " " Set Screw
12869	1081	" " Gib
12565	1057	" " " Pin
12898	1082	" " Guide Block
743C	1081	" " " " Position Screw
12899	1081	Needle Slide Guide Block Stud
200D	1058	" " " " " " Set Screw
1966	1081	Needle Slide Roller and Screw Stud ..
12750	1054	" Thread Cone Center (wood) ..
12566	1057	" " Guide
12757	1054	" " Spool Bracket
161D	1058	" " " " Screw
12751	1054	" " " Clamping Disc ..
12871	1082	" " " Post, 5 1/4 in. long ..
1519E	1061	" " " " Nut
12749	1054	" " " Rest Disc
12854	1081	" " Take-up Block
792D	1058	" " " " Screw
12569	1056	" " " Eyelet
402D	1058	" " " " Screw
2102	1056	" " Tension Disc (2)

No.	Plate	Name
1560C	1061	Needle Thread Tension Regulating Thumb Nut
2103	1057	Needle Thread Tension Spring
956C	1061	" " " Stud
12855	1082	Piler
199D	1081	" Cap Screw
12857	1081	" Connecting Rod
12902	1086	" " " Guide
38C	1081	" " " Hinge Screw (lower)
1330C	1081	Piler Connecting Rod Hinge Screw (upper)
12571	1055	Pull-off
190D	1058	" Screw
12572	1055	Return Belt Roller
45C	1059	" " " Screw
12573	1053	Roller (lower) (2)
12575	1053	" " Stud (left)
12858	1081	" " " (right)
1677C	1081	" " " " Nut
1513E	1081	" " " " Lock Nut
448C	1058	" " " Set Screw (2)
12576	1055	Safety Catch
12577	1055	" " Bracket
200F	1058	" " " Screw
12578	1057	" " Hinge Pin
12894	---	Shaft
12859	1083	Spreader
12582	1055	" Cam with 465C
12546	1057	" " Pin
465C	1058	" " Set Screw
12860	1083	" Connecting Rod (rack)
12861	1083	" " " Plate
207F	1083	" " " " Screw
176F	1058	" " " " Screw
7071	1083	" " " " Washer
12862	1082	" Lever
12863	1083	" " Cap
185H	1083	" " " Screw (2)
12864	1083	" Pinion
12865	1083	" " Cover
229D	1058	" " " Screw (2)
2269	1057	" " Pin
12585	1052	Starting Lever
2022	1081	" " Pin
12586	1056	" " Trip
12587	1057	" " " Hinge Pin
12588	1057	" " " Spring

No.	Plate	Name
12866	1082	Stop Lever
12590	1056	" " Friction Pad (rawhide)
335D	1058	" " " " Screw (2)
1331c	1081	" " Hinge Screw
1611E	1081	" " " " Nut
202F	1058	" " Regulating Screw
12592	1052	" " Spring
12867	1083	" " " " Support Pin
12594	1055	Tripping Lever
12595	1055	" " Finger
12596	1057	" " " " Hinge Pin
12597	1057	" " " " Spring
236D	1058	" " " " Screw
826F	1059	" " Screw
12598	1057	" " Spring
193F	1058	" " Stop Screw
12599	1054	Yielding Fork
12678	1054	" " " " Roller
12603	1054	" " " " Stud
12677	1054	" " (right)
12601	1054	" " " " Roller
12680	1054	" " " " Spring
12679	1054	" " " " Stud
191c	1058	" " " " " " Screw
8800	1072	" " " " " " " "
		Washer
12602	1054	Yielding Fork Spring (2)

ACCESSORIES

FOR MACHINE No. 36-1

No.	Plate	Name
12774	1057	Gauge, for 12512 and 12542
12527	1062	Guide, to sew Brussels
12528	1062	" " " " Moquette, Velvet and Axminster
12529	1062	Guide, to sew serged edge and border on Brussels
12530	1062	Guide, to sew American Axminster
12532	1062	" " " " Tapestry
12533	1062	" " " " Wilton
12746	1062	" " " " Imperial Axminster and heavy Wilton
12748	1063	Guide, to sew extra thick serged edge
12755	1063	Guide, to sew Brussels (turned edge)
12688	1062	" " " " Ingrain
12803	1063	" " " " Matting
12804	1062	" " " " Moquette (turned edge)
12543	1056	Looper
36 x 5	-	Needles, five, size 25
120346	1084	Oiler (copper plated) with 120347
120347	1084	" Spout, 9 in. long
12747	1052	Piler, to be used only with 12746
12833	1052	" " " " " " " " 12804
26346	1084	Pliers (4 in. flat nose)
11831	1084	Screw Driver (large)
*120091	" " " " Blade
*120090	" " " " Handle
26151	1084	Screw Driver, Nos. 120090 and 120091
120341	1084	Tweezers (curved)

FOR MACHINE No. 36-3

Same as 36-1 with the following exceptions:

12802	1063	Guide, to sew Matting
12868	1085	" " " " Brussels
12874	1085	" " " " Moquette (flat seam)
12873	1085	" " " " Nap Axminster (coarse)
12875	1085	Guide, to sew Nap Axminster (coarse)

Accessories

No.	Plate	Name
12876	1085	Guide, to sew Wilton (for taking the fullness)
36 x 3	—	Needles, five, size 26
12877	1085	Piler, to be used only with 12873
12856	1085	" " " " " " 12804

GUIDES

FOR MACHINE No. 36-1

12530	1062	Guide, to sew American Axminster
12527	1062	" " " Brussels
12755	1063	" " " " (turned edge)
12748	1063	" " " extra thick serged edge
12688	1062	" " " Ingrain
12790	1063	" " " Matting
12791	1063	" " " "
12792	1063	" " " "
12793	1063	" " " "
12803	1063	" " " "
12814	1064	" " " "
12815	1064	" " " "
12804	1064	" " " Moquette (turned edge)
12528	1062	" " " " Velvet and Axminster
12529	1062	Guide, to sew serged edge and border on Brussels
12532	1062	Guide, to sew Tapestry
12533	1062	" " " Wilton
12746	1062	" " " Imperial Axminster and heavy Wilton

FOR MACHINE No. 36-3

12530	1062	Guide, to sew American Axminster
12748	1063	" " " extra thick serged edge
12790	1063	" " " Matting
12803	1063	" " " "
12791	1063	" " " "
12868	1063	" " " "
12792	1063	" " " "
12793	1063	" " " "
12814	1064	" " " "
12815	1064	" " " "
12804	1064	" " " Moquette (turned edge)
12874	1064	" " " " (flat seam)
12532	1062	" " " Tapestry
12533	1062	" " " Wilton
12876	1085	" " " " (for taking the fullness)

Accessories

No.	Plate	Name
12873	1085	Guide, to sew Nap Axminster (coarse)
12875	1085	Guide, to sew Nap Axminster (coarse)

FURNISHED WITH TRACK

8978	1084	Belt Awl
12669	1076	" Compressor Bracket
12670	1076	" " Lever
12671	1071	" " " Hinge Pin
12668	1076	Belt Compressor complete, Nos. 12669 to 12671 and three wood screws 1 in., No. 10
12763	1076	Clamp (stretching) Jaw (left)
12762	1076	" " " (right)
12761	1071	" " " Hinge Pin
12764	1076	" " Link
12765	1071	" " " Hinge Pin
12766	1071	" " Spring
12767	1071	" " " Hook, for 12762
12768	1071	" " " " " 12763
12672	—	" " Strap
12760	1076	" " " Eyelet
12761	1071	" " " " Hinge Pin
12769	1076	Clamp (stretching) complete, Nos. 12760, 12762, 12763, 12766 to 12768, two each 12761, 12764 and 12765
12753	1084	Wrench, for 873E
19221	1084	" " 611D

BINDER

FOR MACHINE No. 36-1

No.	Plate	Name
*12816	1075	Binding Holder Base
402D	1058	" " " Screw
12817	1075	" " Bracket
*12818	1075	" " Rim
12819	1075	" " " Supporting Arm
236F	1058	" " " " " " Screw
172c	1058	Binding Holder Screw
12820	1075	Binding Holder complete, Nos. 172c, 236F, 401E, 812B, 1621F, 12816 to 12819, 12821, 12822, two 402D, and three 233D
12821	1075	Binding Tension Spring
12822	1075	" " " Bracket
233D	1058	" " " " " Screw (lower)
401E	1058	Binding Tension Spring Bracket Screw (upper)
812B	1061	Binding Tension Spring Regulating Screw
1621E	1061	Binding Tension Spring Regulating Screw Nut
233D	1058	Binding Tension Spring Screw
12823	—	Binder complete, Nos. 12820 and 12824
12824	1075	Guide, for binding

Note: When ordering No. 12824 send sample of carpet and binding.

TRACK

SUPPORTED BY LEGS

No.	Plate	Name
12605	—	Belt
12690	1077	" Adjusting Bracket with two 795c
967E	1058	" " " Screw
12691	1079	" " Rod, length 3 ft. 7 inches
12692	1077	" " " Pulley, 6½ in. diameter
795c	1058	Belt Adjusting Rod Set Screw
12811	—	Belt Adjuster complete, Nos. 12690, 12700, 12719, 12720, two each 819c, 12691, 12692 and three 967E
12770	1072	Belt Coupling Joint Ball
12771	1072	" " " " Rivet
873E	1072	" " " " Screw
12772	—	Belt Coupling Joint complete, Nos. 12771, two each 873E and 12770
12773	1072	Belt Coupling Sleeve
12610	1072	Belt Coupling complete, Nos. 12772, two each 12773 and wood screws ¾ in., No. 9
12693	1078	Brace (long), 3 ft. 7 in. section
12878	—	" " 3 ft. section
12745	1078	" (short), 3 ft. 7 in. section
12879	—	" " 3 ft. section
12694	1078	" Angle (lower)
953J	1060	" " " Bolt, 2¼ x ½ in. with 1522J
1522J	1061	Brace Angle (lower) Bolt Nut
12620	1072	" " " " Washer
12695	1078	" " (upper)
954J	1060	" " " Bolt, 2¼ x ½ in. with 1522J
1522J	1061	Brace Angle (upper) Bolt Nut
12813	1072	" " " " Washer
954J	1060	" " Bolt, 2¼ x ½ in. with 1522J, for single brace
1522J	1061	Brace Angle Bolt Nut
12620	1072	" " " " Washer
783E	1058	" Screw
9281	1072	" " Washer
12696	1076	Carpet Height Guide
145E	1058	" " " " Screw
1528c	1061	" " " " " Nut

Parts of Track

No.	Plate	Name
12697	1080	Clamping Arm with 12614
12834	1071	" " Spring
12614	1057	" " Hook
12698	1073	" Jaw (inside)
138E	1058	" " " Screw
12699	1073	" " (outside) with 12617 ...
690D	1058	" " " Screw
12617	1086	" " Spur
12700	1076	Driving Belt Adjusting Bracket with 611D
611D	1058	Driving Belt Adjusting Bracket Ad- justing Screw
819C	1059	Driving Belt Adjusting Bracket Screw Stud
12705	1076	Feed Rack (end)
12706	1076	" " (intermediate), 3 ft. 7 in. section
12880	---	Feed Rack (intermediate), 3 ft. sec- tion
430C	1058	Feed Rack Adjusting Screw
1520J	1061	" " " Nut
445C	1058	" " Set Screw
12809	1080	Guide Rack (wood) with eleven name plates and twenty-two pins
938E	1059	Guide Rack Bolt, 3 x 1/4 in., with 1524E
1524E	1061	" " " Nut
210805	1086	" " " Washer
12707	1077	Hanger, for 12718, with 436C, 1517E, two each 430C, 445C and 1520J ..
12836	1080	Hanger, for 12718, with 12614, two each 430C, 445C and 1520J
821E	1060	Hanger Screw
12708	1077	" (intermediate) with two each 430C, 445C and 1520J
821E	1060	Hanger (intermediate) Screw
954J	1060	" Bolt, 2 1/4 x 1/2 in., with 1522J ..
1522J	1061	" " Nut
12620	1072	" " Washer
12709	1077	" Bracket
12837	1080	" for 599E
12883	---	" Stay Bar (intermediate), length 3 ft., for 3 ft. section
12691	1079	Hanger Bracket Stay Bar (interme- diate), length 3 ft. 7 in., for 3 ft. 7 in. section
12881	---	Hanger Bracket Stay Bar (end) (left), length 3 ft. 1 1/2 in., for 3 ft. section

Parts of Track

No.	Plate	Name
12742	1079	Hanger Bracket Stay Bar (end) (left), length 3 ft. 8 1/2 in., for 3 ft. 7 in. section
12882	---	Hanger Bracket Stay Bar (end) (right), length 3 ft. 2 1/2 in., for 3 ft. section
12832	1079	Hanger Bracket Stay Bar (end) (right), length 3 ft. 9 1/2 in., for 3 ft. 7 in. section
12743	1076	Hanger Bracket Stay Bar Coupling with 795C
12744	1076	Hanger Bracket Stay Bar Coupling Bracket with 795C
954J	1060	Hanger Bracket Stay Bar Coupling Bracket Bolt with 1522J
1522J	1061	Hanger Bracket Stay Bar Coupling Bracket Bolt Nut
822E	1060	Hanger Bracket Stay Bar Coupling Screw
795C	1058	Hanger Bracket Stay Bar Set Screw
12714	1077	Hanging Arm with 448C
12715	1077	" " Latch with 12673
25D	1059	" " " Hinge Screw ...
12673	1057	" " " Pin
9534	1071	" " " Spring
12716	1072	" " Spur
12717	1072	" " " Holder
12835	1072	" " " " 12717 with 12716
448C	1058	Hanging Arm Spur Holder Screw ..
12718	1078	Leg
12812	1080	" Brace
497J	1060	" " Bolt, 1 1/2 x 1/2 in., with 1522J
1522J	1061	" " " Nut
12813	1072	" " " Washer
		" wood screw, for floor, 2 in., No. 24
12719	1076	Name Plate with two 448C
448C	1058	" " Set Screw
12720	1076	Return Belt Adjusting Bracket with 611D
611D	1058	Return Belt Adjusting Bracket Ad- justing Screw
819C	1059	Return Belt Adjusting Bracket Screw Stud
12721	1077	Starting Lever with 795C
795C	1058	" " Set Screw
12722	1073	" " Trip Pawl
786D	1059	" " " Hinge Screw
12648	1072	" " " " Spring ...

No.	Plate	Name
236D	1058	Starting Lever Trip Pawl Spring Screw
12884	—	Starting Rod (end) (left), for 3 ft. section
12723	1079	Starting Rod (end) (left), for 3 ft. 7 in. section
12885	—	Starting Rod (end) (right), for 3 ft. section
12725	1079	Starting Rod (end) (right), for 3 ft. 7 in. section
12724	1073	Starting Rod (end) Collar with 363C
363C	1058	" " " " Set Screw
12886	—	" " (intermediate), for 3 ft. section
12726	1079	Starting Rod (intermediate), for 3 ft. 7 in. section
12727	1073	Starting Rod (intermediate) Collar with 363C
363C	1058	Starting Rod (intermediate) Collar Set Screw
12728	1076	Stop Bracket with 363, 12641 and two 190D
12641	1072	Stop Bracket Pad (rawhide)
190D	1058	" " " Screw
12729	1076	" " (for return machine)
145E	1058	" " " " " Screw
1528C	1061	" " " " " Nut
12730	1071	Stop Bracket Pawl
12643	1071	" " " Spring
236D	1058	" " " " Screw
784C	1058	" " " " Stud
12674	1071	" " " Stop Pin
363C	1058	" " Set Screw
12731	1077	Stretching Arm with 429C, 453C, 795C and 1513J
12732	1077	Stretching Arm Lever
823C	1059	" " " Hinge Screw
1608C	1061	" " " " " Nut
12733	1073	Stretching Arm Lever Link
824C	1059	" " " " Screw
1608C	1061	" " " " " Nut
51001C	1086	" " " " Hinge Screw (for first section)
825C	1059	Stretching Arm Lever Link Hinge Screw
1608C	1061	Stretching Arm Lever Link Hinge Screw Nut

No.	Plate	Name
795C	1058	Stretching Arm Set Screw
12734	1073	" Clamp (inside)
12735	1073	" " " Bracket with 453C
138E	1058	Stretching Clamp (inside) Bracket Screw
12738	1071	Stretching Clamp (inside) Hinge Pin
453C	1058	" " " " " Set Screw
12806	1073	Stretching Clamp (inside) Spring
436C	1083	" " " Stop Screw Stud
1517J	1086	Stretching Clamp (inside) Stop Screw Stud Nut
12736	1073	Stretching Clamp (outside)
12738	1071	" " " Hinge Pin
453C	1058	" " " " " Set Screw
12807	1073	Stretching Clamp (outside) Spring
159E	1058	" " " Stop Screw
429C	1086	" " " " " Stud
1513J	1081	Stretching Clamp (outside) Stop Screw Stud Nut
12808	1073	Stretching Clamp Shield
12754	1080	Tool Tray
599E	1059	" " Bolt, 2½ x ¼ in., with 1524E
1524E	1061	" " " Nut
210805	1086	" " " Washer
12888	—	Track Rod (end, upper) (left), length 4 ft., for 3 ft. section
12739	1079	Track Rod (end, upper) (left), length 4 ft. 7 in., for 3 ft. 7 in. section
12889	—	Track Rod (end, upper) (right), length 4 ft., for 3 ft. section
12825	1079	Track Rod (end, upper) (right), length 4 ft. 7 in., for 3 ft. 7 in. section
12890	—	Track Rod (intermediate) (lower), length 3 ft., for 3 ft. section
12891	—	Track Rod (intermediate) (lower), length 3 ft., for 12690, for 3 ft. section
12828	1079	Track Rod (intermediate) (lower), length 3 ft. 7 in., for 3 ft. 7 in. section
12829	1079	Track Rod (intermediate) (lower), length 3 ft. 7 in., for 12690, for 3 ft. 7 in. section

No.	Plate	Name
12892	—	Track Rod (intermediate) (upper), length 3 ft., for 3 ft. section
12893	—	Track Rod (intermediate) (upper), length 3 ft., for 12690, for 3 ft. section
12740	1079	Track Rod (intermediate) (upper), length 3 ft. 7 in., for 3 ft. 7 in. section
12826	1079	Track Rod (intermediate) (upper), length 3 ft. 7 in., for 12690, for 3 ft. 7 in. section
12887	—	Track Rod (end, lower) (left and right), length 4 ft., for 3 ft. section
12827	1079	Track Rod (end, lower) (left and right), length 4 ft. 7 in., for 3 ft. 7 in. section
967E	1058	Track Rod (lower) Screw
966E	1058	" " (upper) Screw, long
967E	1058	" " " " short

**REMOVABLE MACHINE STOP AND BELT
SUPPORT PARTS**

12501	1053	Driving Belt Roller
12681	1071	" " " Stud
191C	1058	" " " " Screw
457C	1086	" " " " Set Screw
8800	1072	" " " " Washer
12682	1075	Stop Stud
12683	1076	" " Arm with two 457C
12684	1076	" " Bracket with two 445C
445C	1058	" " " " Screw
12685	1071	" " " Hinge Pin
12686	1076	" " Latch Bracket
180E	1058	" " " " Screw
11121	1071	" " " Pin
11122	1071	" " " " Head
2269	1057	" " " " " Pin
11124	1071	" " " " Spring
11120	—	Stop Stud Latch Pin complete, Nos. 2269, 11121, 11122 and 11124
1606C	1061	Stop Stud Nut
12687	—	Stop complete, Nos. 191C, 1606C, 8800, 11120, 12681 to 12686, 12830, 12831, two each 180E and 12501
12830	1079	Track Rod (lower), length 3 ft. 7 inches

No.	Plate	Name
967E	1058	Track Rod (lower) Screw
12831	1079	" " (upper), length 3 ft. 7 inches
966E	1058	Track Rod (upper) Screw

POWER TRANSMITTER PARTS

12778	1077	Frame with three 968C
968C	1058	" Set Screw
12779	1077	Gear with 445C and 888C
12780	1077	" Cover
145E	1058	" " Screw
888C	1058	" Position Screw
445C	1058	" Set Screw
12782	1077	Machine Driving Pulley, 8 in. diam., with 445C and 888C
888C	1058	Machine Driving Pulley Position Screw
445C	1058	Machine Driving Pulley Set Screw
12784	1075	" " " Shaft
12785	1075	" " " " Bushing (eccentric)
968C	1058	Machine Driving Pulley Shaft Bushing Set Screw
12786	1077	Machine Return Pulley, 6½ in. diam., with 445C and 888C
888C	1058	Machine Return Pulley Position Screw
445C	1058	Machine Return Pulley Set Screw
12787	1075	" " " Shaft
12838	1082	Pinion with 445C and 888C
888C	1058	" Position Screw
445C	1058	" Set Screw
12789	—	Transmitter complete, Nos. 12778 to 12780, 12782, 12784 to 12787, 12838 and three 145E

COUNTER SHAFT PARTS

12794	1077	Driving Belt Bracket with three 363C
12795	1075	" " " Shaft
202244	—	" " " " Oil Wick
12805	1079	" " " " Pulley, 8 in. diam. (grooved, tight) with 909C
12796	1079	Driving Belt Bracket Shaft Pulley, 8 in. diam. (grooved, loose)
12797	1078	Driving Belt Bracket Shaft Pulley, 8 in. diam. (flat), with 909C

Parts of Track

No.	Plate	Name
12798	1078	Driving Belt Bracket Shaft Pulley, 9 in. diam. (flat), with 909c
12799	1078	Driving Belt Bracket Shaft Pulley, 10 in. diam. (flat), with 909c
12810	1078	Driving Belt Bracket Shaft Pulley, 11 in. diam. (flat), with 909c
12800	1078	Driving Belt Bracket Shaft Pulley, 12 in. diam. (flat), with 909c
12903	-----	Driving Belt Bracket Shaft Pulley, 13 in. diam. (flat), with 909c
12904	-----	Driving Belt Bracket Shaft Pulley, 14 in. diam. (flat), with 909c
12905	-----	Driving Belt Bracket Shaft Pulley, 15 in. diam. (flat), with 909c
909c	1058	Driving Belt Bracket Shaft Pulley Set Screw
524c	1058	Driving Belt Bracket Shaft Screw
14044	1072	" " " " " Washer
363c	1058	Driving Belt Bracket Set Screw ...
12801	-----	Counter Shaft complete, Nos. 524c, 12794 to 12796, 12805, 12810, 14044 and one length of belting 10 ft. by 1½ in., with two hooks

OBsolete PARTS

12535	1053	Guide Holder Lock Catch, for Ma- chine No. 36-1
12561	1052	Needle Slide, for Machine No. 36-1
12788	1075	Power Transmitter Pinion with 445c and 888c
12589	1052	Stop Lever, for Machine No. 36-1 ...
12591	1057	" " Hinge Pin, for Machine No. 36-1
2049	1071	Driving Belt Roller Stud Pin

NUMERICAL LIST OF PARTS

FOR

MACHINES**Nos. 36-1 and 36-3**

NUMERICAL LIST OF PARTS

No.	Plate	Name
25d	1059	Hanging Arm Latch Hinge Screw...
38c	1081	Piler Connecting Rod Hinge Screw (lower), for Machine No. 36-3 ...
45c	1059	Return Belt Roller Screw
89c	1059	Grip Lever Lock Screw
134c	1058	Guide Holder Screw
138E	1058	Clamping Jaw (inside) Screw
138E	1058	Stretching Clamp (inside) Bracket Screw
145E	1058	Carpet Height Guide Screw
145E	1058	Power Transmitter Gear Cover Screw, for 12789
145E	1058	Stop Bracket (for return machine) Screw
146d	1058	Looper Bracket Screw
159E	1058	Stretching Clamp (outside) Stop Screw
161d	1058	Looper Thread Spool Bracket Screw
161d	1058	Needle Thread Spool Bracket Screw
172c	1058	Binding Holder Screw, for 12820 ..
172c	1058	Grip Lever Lock Bracket Screw ...
176F	1058	Needle Guide Screw
176F	1058	Spreader Connecting Rod Screw, for Machine No. 36-3
180E	1058	Stop Stud Latch Bracket Screw, for 12687
181d	1058	Spreader Screw, for Machine No. 36-1
185h	1083	Spreader Lever Cap Screw, for Ma- chine No. 36-3
190d	1058	Pull-off Screw
190d	1058	Stop Bracket Pad Screw, for 12728
191c	1058	Driving Belt Roller Screw
191c	1058	" " Stud Screw, for 12687
191c	1058	Looper Thread Tension Bracket Screw
191c	1058	Roller (lower) Stud Screw, for Ma- chine No. 36-1
191c	1058	Yielding Fork (right) Roller Stud Screw
193F	1058	Looper Set Screw, for 12547 and 12850
193F	1058	Tripping Lever Stop Screw

No.	Plate	Name
199D	1081	Piler Cap Screw, for Machine No. 36-3
200F	1058	Needle Clamping Screw
200D	1058	" Slide Guide Block Stud Set Screw, for Machine No. 36-3
200F	1058	Safety Catch Bracket Screw
202F	1058	Stop Lever Regulating Screw
207F	1083	Spreader Connecting Rod Plate Screw, for Machine No. 36-3
208D	1058	Grip Lever Lock Clamping Screw ..
212F	1081	Guide Stop Screw, for 12845 and 12848
229D	1058	Spreader Pinion Cover Screw, for Machine No. 36-3
233D	1058	Binding Tension Spring Bracket Screw (lower), for 12820
233D	1058	Binding Tension Spring Screw, for 12820
233D	1058	Looper Position Point Screw
236F	1058	Binding Holder Rim Supporting Arm Screw, for 12820
236D	1058	Starting Lever Trip Pawl Spring Screw
236D	1058	Stop Bracket Pawl Spring Screw ..
236D	1058	Tripping Lever Finger Spring Screw
248A	1058	Grip Lever Set Screw
335D	1058	Stop Lever Friction Pad Screw ...
363C	1058	Counter Shaft Driving Belt Bracket Set Screw, for 12794
363C	1058	Starting Rod (end) Collar Set Screw, for 12724
363C	1058	Starting Rod (intermediate) Collar Set Screw, for 12727
363C	1058	Stop Bracket Set Screw, for 12728..
401E	1058	Binding Tension Spring Bracket Screw (upper), for 12820
401E	1058	Friction Wheel Latch Washer Screw, for 12504
402D	1058	Binding Holder Base Screw, for 12820
402D	1058	Needle Thread Take-up Eyelet Screw
429C	1086	Stretching Clamp (outside) Stop Screw Stud, for 12731
430C	1058	Feed Rack Adjusting Screw, for 12707, 12708 and 12836
436C	1083	Stretching Clamp (inside) Stop Screw Stud, for 12707
445C	1058	Feed Rack Set Screw, for 12707, 12708 and 12836

No.	Plate	Name
445C	1058	Needle Cam Set Screw, for 12558 and 12851
445C	1058	Power Transmitter Gear Set Screw, for 12779
445C	1058	Power Transmitter Machine Driving Pulley Set Screw, for 12782
445C	1058	Power Transmitter Machine Return Pulley Set Screw, for 12786
445C	1058	Power Transmitter Pinion Set Screw, for 12788 and 12838
445C	1058	Stop Stud Arm Bracket Screw, for 12684
447C	1058	Needle Slide Bar Set Screw
448C	1058	Hanging Arm Spur Holder Set Screw, for 12714
448C	1058	Name Plate Set Screw, for 12719 ..
448C	1058	Roller (lower) Stud Set Screw
453C	1058	Driving Belt Roller Support Set Screw, for 12502 and 12776
453C	1058	Stretching Clamp (inside) Hinge Pin Set Screw, for 12735
453C	1058	Stretching Clamp (outside) Hinge Pin Set Screw, for 12731
457C	1086	Driving Belt Roller Stud Set Screw, for 12683
465C	1058	Feed Eccentric Set Screw, for 12508
465C	1058	Locking Cam Set Screw, for 12537..
465C	1058	Looper Cam Set Screw, for 12545 ..
465C	1058	Spreader Cam Set Screw, for 12582
497J	1060	Leg Brace Bolt, 1½ x ½ in., with 1522J
524C	1058	Counter Shaft Driving Belt Bracket Shaft Screw, for 12801
599E	1059	Tool Tray Bolt, 2½ x ½ in., with 1524E
611D	1058	Driving Belt Adjusting Bracket Adjusting Screw, for 12700
611D	1058	Return Belt Adjusting Bracket Adjusting Screw, for 12720
690D	1058	Clamping Jaw (outside) Screw
703D	1059	Piler Thumb Screw, for Machine No. 36-1
729C	1059	Feed Lever Screw
743C	1081	Needle Slide Guide Block Position Screw, for Machine No. 36-3
783E	1058	Brace Screw
784C	1058	Stop Bracket Pawl Spring Screw Stud
786D	1059	Starting Lever Trip Pawl Hinge Screw
791C	1058	Feed Point Set Screw, for 12505 ...
791C	1058	Locking Point Set Screw, for 12539

Numerical List of Parts

No.	Plate	Name
792D	1058	Needle Thread Take-up Block Screw
795C	1058	Belt Adjusting Rod Set Screw, for 12690
795C	1058	Hanger Bracket Stay Bar Set Screw, for 12743 and 12744
795C	1058	Starting Lever Set Screw, for 12721
795C	1058	Stretching Arm Set Screw, for 12731
812B	1061	Binding Tension Spring Regulating Screw, for 12820
819C	1059	Driving Belt Adjusting Bracket Screw Stud, for 12811,
819C	1059	Return Belt Adjusting Bracket Screw Stud, for 12811
821E	1060	Hanger (intermediate) Screw
821E	1060	" Screw
822E	1060	" Bracket Stay Bar Coupling Screw
823C	1059	Stretching Arm Lever Hinge Screw
824C	1059	" " " Link Screw ..
825C	1059	" " " " Hinge Screw
826E	1059	Tripping Lever Screw
873E	1072	Belt Coupling Joint Screw, for 12772
888C	1058	Power Transmitter Gear Position Screw, for 12779
888C	1058	Power Transmitter Machine Driving Pulley Position Screw, for 12782..
888C	1058	Power Transmitter Machine Return Pulley Position Screw, for 12786..
888C	1058	Power Transmitter Pinion Position Screw, for 12788 and 12838
909C	1058	Counter Shaft Driving Belt Bracket Shaft Pulley Set Screw, for 12797 to 12800, 12805, 12810 and 12903 to 12905
914E	1081	Feed Guide Stud Set Screw, for Machine No. 36-1
938E	1059	Guide Rack Bolt, 3 x 1/4 in., with 1524E
953J	1060	Brace Angle (lower) Bolt, 2 1/4 x 1/2 in., with 1522J
954J	1060	Brace Angle (upper) Bolt, 2 1/4 x 1/2 in., with 1522J
954J	1060	Brace Angle Bolt, 2 1/4 x 1/2 in., with 1522J, for single Brace
954J	1060	Hanger Bolt, 2 1/4 x 1/2 in., with 1522J
954J	1060	" Bracket Stay Bar Coupling Bracket Bolt, 2 1/4 x 1/2 in., with 1522J
956C	1061	Looper Thread Tension Stud
956C	1061	Needle Thread Tension Stud
960B	1058	Hand Wheel Screw

Numerical List of Parts

No.	Plate	Name
966E	1058	Track Rod (upper) Screw
966E	1058	" " " " (long) ..
967E	1058	Belt Adjusting Bracket Screw
967E	1058	Track Rod (lower) Screw
967E	1058	" " (upper) Screw (short)..
968C	1058	Power Transmitter Frame Set Screw, for 12778
968C	1058	Power Transmitter Machine Driving Pulley Shaft Bushing Set Screw..
1143C	1086	Friction Wheel Set Screw, for 12514
1149C	1081	Guide Holder Plate Screw, for 12845 and 12848
1229C	1081	Feed Guide Stud Set Screw, for Machine No. 36-3
1330C	1081	Piler Connecting Rod Hinge Screw (upper), for Machine No. 36-3 ..
1331C	1081	Stop Lever Hinge Screw
1513E	1081	Roller (lower) Stud (right) Nut Lock Nut, for Machine No. 36-3 ..
1513J	1081	Stretching Clamp (outside) Stop Screw Stud Nut, for 12731
1517J	1086	Stretching Clamp (inside) Stop Screw Stud Nut, for 12707
1519E	1061	Looper Thread Spool Post Nut
1519E	1061	Needle Thread Spool Post Nut ...
1520J	1061	Feed Rack Adjusting Screw Nut, for 12707, 12708 and 12836
1522J	1061	Brace Angle (lower) Bolt Nut, for 953J
1522J	1061	Brace Angle (upper) Bolt Nut, for 954J
1522J	1061	Brace Angle Bolt Nut, for 954J
1522J	1061	Hanger Bolt Nut, for 954J
1522J	1061	" Bracket Stay Bar Coupling Bracket Bolt Nut, for 954J
1522J	1061	Leg Brace Bolt Nut, for 497J
1524E	1061	Guide Rack Bolt Nut, for 938E
1524E	1061	Tool Tray Bolt Nut, for 599E
1528C	1061	Carpet Height Guide Screw Nut ...
1528C	1061	Stop Bracket (for return machine) Screw Nut
1547J	1061	Looper Thread Tension Stud Lock Nut
1560C	1061	Looper Thread Tension Regulating Thumb Nut
1560C	1061	Needle Thread Tension Regulating Thumb Nut
1606C	1061	Stop Stud Nut, for 12687
1608C	1061	Stretching Arm Lever Hinge Screw Nut

Numerical List of Parts

No.	Plate	Name
1608c	1061	Stretching Arm Lever Link Hinge Screw Nut
1608c	1061	Stretching Arm Lever Link Screw Nut
1611E	1081	Stop Lever Hinge Screw Nut
1621E	1061	Binding Tension Spring Regulating Screw Nut, for 12820
1677c	1081	Roller (lower) Stud (right) Nut, for Machine No. 36-3
1876	1058	Needle Slide Roller and Screw Stud, for Machine No. 36-1
1966	1081	Needle Slide Roller and Screw Stud, for Machine No. 36-3
2022	1081	Starting Lever Pin
2049	1071	Driving Belt Roller Stud Pin (obso- lete)
2102	1056	Looper Thread Tension Disc
2102	1056	Needle Thread Tension Disc
2103	1057	Looper Thread Tension Spring
2103	1057	Needle Thread Tension Spring
2269	1057	Looper Thread Tension Bracket Po- sition Pin
2269	1057	Spreader Pinion Pin, for Machine No. 36-3
2269	1057	Stop Stud Latch Pin Head Pin, for 11120
3012	1057	Friction Wheel Pin
3012	1057	Needle Cam Pin
7071	1083	Spreader Connecting Rod Screw Washer, for Machine No. 36-3
8078	1084	Belt Awl
8554	1081	Looper Bracket Steady Pin
8800	1072	Driving Belt Roller Screw Washer..
8800	1072	" " " Stud Washer, for 12687
8800	1072	Roller (lower) Stud Screw Washer, for Machine No. 36-1
8800	1072	Yielding Fork (right) Roller Stud Screw Washer
9281	1072	Brace Screw Washer
9534	1071	Hanging Arm Latch Spring
10195	1057	Feed Disengaging Lever Locking Pin Spring
11120	—	Stop Stud Latch Pin complete, Nos. 2269, 11121, 11122 and 11124, for 12687
11121	1071	Stop Stud Latch Pin, for 11120
11122	1071	" " " " Head, for 11120
11124	1071	" " " " Spring, for 11120

Numerical List of Parts

No.	Plate	Name
11831	1084	Screw Driver (large)
12501	1053	Driving Belt Roller, for 12687
12502	1053	" " " Support (left) with two 453c
12503	1053	Driving Wheel, for 12504
12504	—	Driving Wheel complete, Nos. 401E, 12503, 12514, 12515, 12517, 12518, 12759 and two 12516
12505	1052	Feed Disengaging Lever with 791c..
12506	1057	" " " Hinge Pin..
12507	1057	" " " Locking Pin
12508	1055	" Eccentric with 465c
12509	1057	" " Pin
12510	1052	" Lever
12511	1056	" " Slide Block
12512	1056	" Point
*12513	—	Frame, for Machine No. 36-1
Nos. 12514 to 12518, for 12504		
12514	1053	Friction Wheel with 1143c
12515	1056	" " " Gib
12516	1057	" " " Position Pin
12517	1056	" " " Latch with 12519
12518	1056	" " " Washer
12519	1057	" " " " Pin, for 12517
12520	1054	Grip Lever
12521	1056	" " " Lock
12522	1055	" " " Bracket
12523	1057	" " " Spring
12524	1057	" " " " Hook
12525	1057	" " " Spring Hook, for 12689..
12526	1057	" " " " " 12523..
12527	1062	Guide, to sew Brussels
12528	1062	" " " Moquette, Velvet and Axminster
12529	1062	Guide, to sew serged edge and bor- der on Brussels
12530	1062	Guide, to sew American Axminster..
12532	1062	" " " Tapestry
12533	1062	" " " Wilton
12535	1053	" Holder Lock Catch (obsolete), for Machine No. 36-1
12536	1052	Hand Wheel
12537	1055	Locking Cam with 465c
12538	1057	" " Pin
12539	1052	" Lever with 791c
12540	1056	" " Shaft Slide Block
12541	1056	" " Slide Block
12542	1056	" Point

Numerical List of Parts

No.	Plate	Name
12543	1056	Looper
*12544	---	" Bracket, for Machine No. 36-1
12545	1055	" Cam with 465c
12546	1057	" " Pin
12546	1057	Spreader Cam Pin
12547	1053	Looper Lever with 193c, for Machine No. 36-1
12548	1055	Looper Lever Strap, for Machine No. 36-1
12549	1056	Looper Lever Strap Division Block
12550	1057	" Position Point
12557	1053	" Thread Tension Bracket
12558	1052	Needle Cam with 445c, for Machine No. 36-1
12560	1056	Needle Guide, for Machine No. 36-1
12561	1052	" Slide (obsolete), for Machine No. 36-1
12562	1052	Needle Slide Bar
12564	1056	" " Gib, for Machine No. 36-1
12565	1057	" " " Pin
12566	1057	" Thread Guide
12568	1056	" " Take-up Block, for Machine No. 36-1
12569	1056	Needle Thread Take-up Eyelet
12570	1052	Piler, for Machine No. 36-1
12571	1055	Pull-off
12572	1055	Return Belt Roller
12573	1053	Roller (lower)
12574	1053	" " Stud (right), for Machine No. 36-1
12575	1053	Roller (lower) Stud (left)
12576	1055	Safety Catch
12577	1055	" " Bracket
12578	1057	" " Hinge Pin
12580	1052	Shaft, for Machine No. 36-1
12581	1056	Spreader, for Machine No. 36-1
12582	1055	" Cam with 465c
12584	1053	" Lever, for Machine No. 36-1
12585	1052	Starting Lever
12586	1056	" " Trip
12587	1057	" " " Hinge Pin
12588	1057	" " " Spring
12589	1052	Stop Lever (obsolete), for Machine No. 36-1
12590	1056	Stop Lever Friction Pad (rawhide)
12591	1057	" " Hinge Pin (obsolete), for Machine No. 36-1
12592	1052	Stop Lever Spring

Numerical List of Parts

No.	Plate	Name
12594	1055	Tripping Lever
12595	1055	" " Finger
12596	1057	" " " Hinge Pin
12597	1057	" " " Spring
12598	1057	" " Spring
12599	1054	Yielding Fork (left)
12601	1054	" " (right) Roller
12602	1054	" " Spring
12603	1054	" " (left) Roller Stud
12605	---	Belt
12610	1072	Belt Coupling complete, Nos. 12772, two each 12773 and wood screws 3/4 in., No. 9
12614	1057	Clamping Arm Spring Hook, for 12697 and 12626
12617	1086	Clamping Jaw Spur, for 12699
12620	1072	Brace Angle Bolt Washer
12624	1072	" " (lower) Bolt Washer
12629	1072	Hanger Bolt Washer
12641	1072	Stop Bracket Pad (rawhide), for 12728
12643	1071	Stop Bracket Pawl Spring
12648	1072	Starting Lever Trip Pawl Spring
12668	1076	Belt Compressor complete, Nos. 12669 to 12671 and three wood screws 1 in., No. 10
Nos. 12669 to 12671, for 12668		
12669	1076	Belt Compressor Bracket
12670	1076	" " Lever
12671	1071	" " " Hinge Pin
12672	---	Clamp (stretching) Strap
12673	1057	Hanging Arm Latch Pin, for 12745
12674	1071	Stop Bracket Pawl Stop Pin
12675	1052	Feed Guide
12676	1052	" " Stud (eccentric), for Machine No. 36-1
12677	1054	Yielding Fork (right)
12678	1054	" " (left) Roller
12679	1054	" " (right) Roller Stud
12680	1054	" " " Spring
Nos. 12681 to 12686, for 12687		
12681	1071	Driving Belt Roller Stud
12682	1075	Stop Stud
12683	1076	" " Arm with two 457c
12684	1076	" " " Bracket with two 445c
12685	1071	" " " Hinge Pin
12686	1076	" " Latch Bracket

Numerical List of Parts

No.	Plate	Name
12687	—	Removable Machine Stop and Belt Support complete, Nos. 191c, 1606c, 8800, 11120, 12681 to 12686, 12830, 12831, two each 180e and 12501 ..
12688	1062	Guide, to sew Ingrain, for Machine No. 36-1
12689	1057	Grip Lever Spring
Nos. 12690 to 12692, for 12811		
12690	1077	Belt Adjusting Bracket with two 795c
12691	1079	" " Rod, length 3 ft. 7 inches
12691	1079	Hanger Bracket Stay Bar (intermediate), length 3 ft. 7 in., for 3 ft. 7 in. section
12692	1077	Belt Adjusting Rod Pulley, 6½ in. diameter
12693	1078	Brace (long), 3 ft. 7 in. section ...
12694	1078	" Angle (lower)
12695	1078	" " (upper)
12696	1076	Carpet Height Guide
12697	1080	Clamping Arm with 12614
12698	1073	" Jaw (inside)
12699	1073	" " (outside) with 12617 ...
12700	1076	Driving Belt Adjusting Bracket with 611b, for 12811
12705	1076	Feed Rack (each end)
12706	1076	" " (intermediate), 3 ft. 7 in. section
12707	1077	Hanger with 436c, 1517E, two each 430c, 445c and 1520j
12708	1077	Hanger (intermediate) with two each 430c, 445c and 1520j
12709	1077	Hanger Bracket
12714	1077	Hanging Arm with 448c
12715	1077	" " Latch with 12673 ...
12716	1072	" " Spur, for 12835
12717	1072	" " Holder, for 12835
12718	1078	Leg
12719	1076	Name Plate with two 448c, for 12811
12720	1076	Return Belt Adjusting Bracket with 611b, for 12811
12721	1077	Starting Lever with 795c
12722	1073	" " Trip Pawl
12723	1079	" Rod (end) (left), for 3 ft. 7 in. section
12724	1073	Starting Rod (end) Collar with 363c
12725	1079	" " " (right), for 3 ft. 7 in. section

Numerical List of Parts

No.	Plate	Name
12726	1079	Starting Rod (intermediate), for 3 ft. 7 in. section
12727	1073	Starting Rod (intermediate) Collar with 363c, for 12715
12728	1076	Stop Bracket with 363c, 12641 and two 190b
12729	1076	Stop Bracket (for return machine)
12730	1071	" " Pawl
12731	1077	Stretching Arm with 429c, 453c, 795c and 1513j
12732	1077	Stretching Arm Lever
12733	1073	" " " Link
12734	1073	" Clamp (inside)
12735	1073	" " " Bracket with 453c
12736	1073	Stretching Clamp (outside)
12738	1071	" " (inside) Hinge Pin
12738	1071	" " (outside) Hinge Pin
12739	1079	Track Rod (end, upper) (left), length 4 ft. 7 in., for 3 ft. 7 in. section
12740	1079	Track Rod (intermediate, upper), length 3 ft. 7 in., for 3 ft. 7 in. section
12742	1079	Hanger Bracket Stay Bar (end) (left), length 3 ft. 8½ in., for 3 ft. 7 in. section
12743	1076	Hanger Bracket Stay Bar Coupling with two 795c
12744	1076	Hanger Bracket Stay Bar Coupling Bracket with 795c
12745	1078	Brace (short), for 3 ft. 7 in. section
12746	1062	Guide, to sew Imperial Axminster and heavy Wilton, for Machine No. 36-1
12747	1052	Piler, to be used only with 12746, for Machine No. 36-1
12748	1063	Guide, to sew extra thick serged edge
12749	1054	Looper Thread Spool Rest Disc ...
12749	1054	Needle Thread Spool Rest Disc ...
12750	1054	Looper Thread Cone Center (wood)
12750	1054	Needle Thread Cone Center (wood)
12751	1054	Looper Thread Spool Clamping Disc
12751	1054	Needle Thread Spool Clamping Disc
12753	1084	Wrench, for 873E
12754	1080	Tool Tray
12755	1063	Guide, to sew Brussels (turned edge), for Machine No. 36-1
12756	1054	Looper Thread Spool Bracket

Numerical List of Parts

No.	Plate	Name
12757	1054	Needle Thread Spool Bracket
12759	1057	Friction Wheel Latch Spring, for 12504
Nos. 12760 to 12768, for 12769		
12760	1076	Clamp (stretching) Strap Eyelet
12761	1071	" " " " "
Hinge Pin		
12762	1076	Clamp Stretching Jaw (right)
12763	1076	" " " (left)
12764	1076	" " Link
12765	1071	" " " Hinge Pin
12766	1071	" " Spring
12767	1071	" " " Hook
12768	1071	" " " " "
12769	1076	Clamp (stretching) complete, Nos. 12760, 12762, 12763, 12766 to 12768, two each 12761, 12764 and 12765...
12770	1072	Belt Coupling Joint Ball, for 12772
12771	1072	" " " " Rivet, for 12772
12772	—	Belt Coupling Joint complete, Nos. 12771, two each 873c and 12770, for 12610
12773	1072	Belt Coupling Sleeve, for 12610
12774	1057	Gauge, for 12512 and 12542
12776	1053	Driving Belt Roller Support (right) with two 453c
Nos. 12778 to 12780, for 12789		
12778	1077	Power Transmitter Frame with three 968c
12779	1077	Power Transmitter Gear with 445c and 888c
12780	1077	Power Transmitter Gear Cover
12782	1077	Machine Driving Pulley, 8 in. diam., with 445c and 888c, for 12789 ...
Nos. 12784 to 12787, for 12789		
12784	1075	Power Transmitter Machine Driving Pulley Shaft
12785	1075	Power Transmitter Machine Driving Pulley Shaft Bushing (eccentric)
12786	1077	Power Transmitter Machine Return Pulley, 6½ in. diam., with 445c and 888c
12787	1075	Power Transmitter Machine Return Pulley Shaft

Numerical List of Parts

No.	Plate	Name
12788	1075	Power Transmitter Pinion with 445c and 888c (obsolete)
12789	—	Power Transmitter complete, Nos. 12778 to 12780, 12782, 12784 to 12787, 12838 and three 145E
12790	1063	Guide, to sew Matting
12791	1063	" " " " "
12792	1063	" " " " "
12793	1063	" " " " "
Nos. 12794 to 12796, for 12801		
12794	1077	Counter Shaft Driving Belt Bracket with three 363c
12795	1075	Counter Shaft Driving Belt Bracket Shaft
12796	1079	Counter Shaft Driving Belt Bracket Shaft Pulley, 8 in. diam. (grooved, loose)
12797	1078	Counter Shaft Driving Belt Bracket Shaft Pulley, 8 in. diam. (flat), with 909c
12798	1078	Counter Shaft Driving Belt Bracket Shaft Pulley, 9 in. diam. (flat), with 909c
12799	1078	Counter Shaft Driving Belt Bracket Shaft Pulley, 10 in. diam. (flat), with 909c
12800	1078	Counter Shaft Driving Belt Bracket Shaft Pulley, 12 in. diam. (flat), with 909c
12801	—	Counter Shaft complete, Nos. 524c, 12794 to 12796, 12805, 12810, 14044 and one length of belting 10 ft. by 1½ in., with two hooks
12802	1063	Guide, to sew Matting, for Machine No. 36-3
12803	1063	Guide, to sew Matting, for Machine No. 36-1
12804	1054	Guide, to sew Moquette (turned edge)
12805	1079	Counter Shaft Driving Belt Bracket Shaft Pulley, 8 in. diam. (grooved, tight), with 909c, for 12801
12806	1073	Stretching Clamp (inside) Spring ..
12807	1073	" " (outside) Spring ..
12808	1073	" " Shield
12809	1080	Guide Rack (wood) with eleven name plates and twenty-two pins

Numerical List of Parts

No.	Plate	Name
12810	1078	Counter Shaft Driving Belt Bracket Shaft Pulley, 11 in. diam. (flat), with 909c, for 12801
12811	—	Belt Adjuster complete, Nos. 12690, 12700, 12719, 12720, two each 819c, 12691, 12692 and three 967E
12812	1080	Leg Brace
12813	1072	Brace Angle (upper) Bolt Washer..
12813	1072	Leg Brace Bolt Washer
12814	1064	Guide, to sew Matting
12815	1064	" " " "
Nos. 12816 to 12819, for 12820		
*12816	1075	Binding Holder Base
12817	1075	" " Bracket
*12818	1075	" " Rim
12819	1075	" " Supporting Arm
12820	1075	Binding Holder complete, Nos. 172c, 236E, 401E, 812B, 1621E, 12816 to 12819, 12821, 12822, two 402D and three 233D, for 12823
12821	1075	Binding Tension Spring, for 12820..
12822	1075	" " Bracket, for 12820
12823	—	Binder complete, Nos. 12820 and 12824
12824	1075	Guide, for binding, for 12823
12825	1079	Track Rod (end, upper) (right), length 4 ft. 7 in., for 3 ft. 7 in. section
12826	1079	Track Rod (intermediate, upper), length 3 ft. 7 in., for 12690, for 3 ft. 7 in. section
12827	1079	Track Rod (end, lower) (left and right), length 4 ft. 7 in., for 3 ft. 7 in. section
12828	1079	Track Rod (intermediate, lower), length 3 ft. 7 in., for 3 ft. 7 in. section
12829	1079	Track Rod (intermediate, lower), length 3 ft. 7 in., for 12690, for 3 ft. 7 in. section
12830	1079	Track Rod (lower), length 3 ft. 7 in- ches, for 12687
12831	1079	Track Rod (upper), length 3 ft. 7 in- ches, for 12687
12832	1079	Hanger Bracket Stay Bar (end) (right), length 3 ft. 9½ in., for 3 ft. 7 in. section

Numerical List of Parts

No.	Plate	Name
12833	1052	Piler, to be used only with 12804, for Machine No. 36-1
12834	1071	Clamping Arm Spring
12835	1072	Hanging Arm Spur Holder 12717 with 12716
12836	1080	Hanger with 12614, two each 430c, 445c and 1520r
12837	1080	Hanger Bracket
12838	1082	Power Transmitter Pinion with 445c and 888c, for 12789
12843	1082	Guide Holder Body, for 12845
12844	1082	" " Plate, for 12845 and 12848
12845	—	Guide Holder complete, Nos. 212E, 1149c, 12843 and 12844, for Ma- chine No. 36-1
Nos. 12847 to 12852, for Machine No. 36-3		
12847	1082	Guide Holder Body, for 12848
12848	—	Guide Holder complete, Nos. 212E, 1149c, 12844 and 12847
*12849	—	Looper Bracket
12850	1082	" Lever with 193E
12851	1082	Needle Cam with 445c
12852	1081	" Guide
Nos. 12854 to 12870, for Machine No. 36-3		
12854	1081	Needle Thread Take-up Block
12855	1082	Piler
12856	1085	" to be used only with 12804
12857	1081	" Connecting Rod
12858	1081	Roller (lower) Stud (right)
12859	1083	Spreader
12860	1083	" Connecting Rod (rack)
12861	1083	" " Plate
12862	1082	" Lever
12863	1083	" " Cap
12864	1083	" Pinion
12865	1083	" " Cover
12866	1082	Stop Lever
12867	1083	" " Spring Support Pin
12868	1085	Guide, to sew Brussels
12869	1081	Needle Slide Gib
12870	1081	Looper Lever Strap
12871	1082	" Thread Spool Post, 5½ in. long
12871	1082	Needle Thread Spool Post, 5½ in. long
12872	1081	Stop Lever Spring Support Pin, for Machine No. 36-1

Numerical List of Parts

Nos. 12873 to 12877, for Machine No. 36-3

No.	Plate	Name
12873	1085	Guide, to sew Nap Axminster (coarse)
12874	1085	Guide, to sew Moquette (flat seam)
12875	1085	" " " Nap Axminster (coarse)
12876	1085	" " " Wilton (for taking the fullness)
12877	1085	Piler, to be used only with 12873 ..
12878	—	Brace (long), for 3 ft. section track
12879	—	" (short), for 3 ft. section track
12880	—	Feed Rack (intermediate), for 3 ft. section track
12881	—	Hanger Bracket Stay Bar (end) (left), length 3 ft. 1½ in., for 3 ft. section track
12882	—	Hanger Bracket Stay Bar (end) (right), length 3 ft. 2½ in., for 3 ft. section track
12883	—	Hanger Bracket Stay Bar (intermediate), length 3 ft., for 3 ft. section track
12884	—	Starting Rod (end) (left), for 3 ft. section track
12885	—	Starting Rod (end) (right), for 3 ft. section track
12886	—	Starting Rod (intermediate), for 3 ft. section track
12887	—	Track Rod (end, lower) (left and right), length 4 ft., for 3 ft. section
12888	—	Track Rod (end, upper) (left), length 4 ft., for 3 ft. section
12889	—	Track Rod (end, upper) (right), length 4 ft., for 3 ft. section
12890	—	Track Rod (intermediate) (lower), length 3 ft., for 3 ft. section
12891	—	Track Rod (intermediate) (lower), length 3 ft., for 12690, for 3 ft. section
12892	—	Track Rod (intermediate) (upper), length 3 ft., for 3 ft. section
12893	—	Track Rod (intermediate) (upper), length 3 ft., for 12690, for 3 ft. section

Nos. 12894 to 12899, for Machine No. 36-3

12894	—	Shaft
12895	1081	Feed Guide Stud (eccentric)
*12896	—	Frame

Numerical List of Parts

No.	Plate	Name
12897	1082	Needle Slide
12898	1082	" " " Guide Block
12899	1081	" " " " Stud
12900	1082	" " " Slide, for Machine No. 36-1 ..
12902	1086	Piler Connecting Rod Guide, for Machine No. 36-3
12903	—	Driving Belt Bracket Shaft Pulley, 13 in. diam. (flat), with 909c ...
12904	—	Driving Belt Bracket Shaft Pulley, 14 in. diam. (flat), with 909c ...
12905	—	Driving Belt Bracket Shaft Pulley, 15 in. diam. (flat), with 909c ...
14044	1072	Counter Shaft Driving Belt Bracket Shaft Screw Washer, for 12801 ..
19221	1084	Wrench, for 611D
26151	1084	Screw Driver, Nos. 120090 and 120091
26346	1084	Pliers (4 in. flat nose)
50252 _F	1081	Grip Lever Lock Regulating Screw
50252 _F	1081	Looper Lever Strap Division Block Screw
51001c	1086	Stretching Arm Lever Link Hinge Screw (for first section)
*120090	—	Screw Driver Handle, for 26151
*120091	—	" " " Blade, for 26151
120341	1084	Tweezers (curved)
120346	1084	Oiler (copper plated) with 120347..
120347	1084	" Spout, 9 in. long, for 120346 ..
202244	—	Counter Shaft Driving Belt Bracket Shaft Oil Wick
210805	1086	Guide Rack Bolt Washer
210805	1086	Tool Tray Bolt Washer

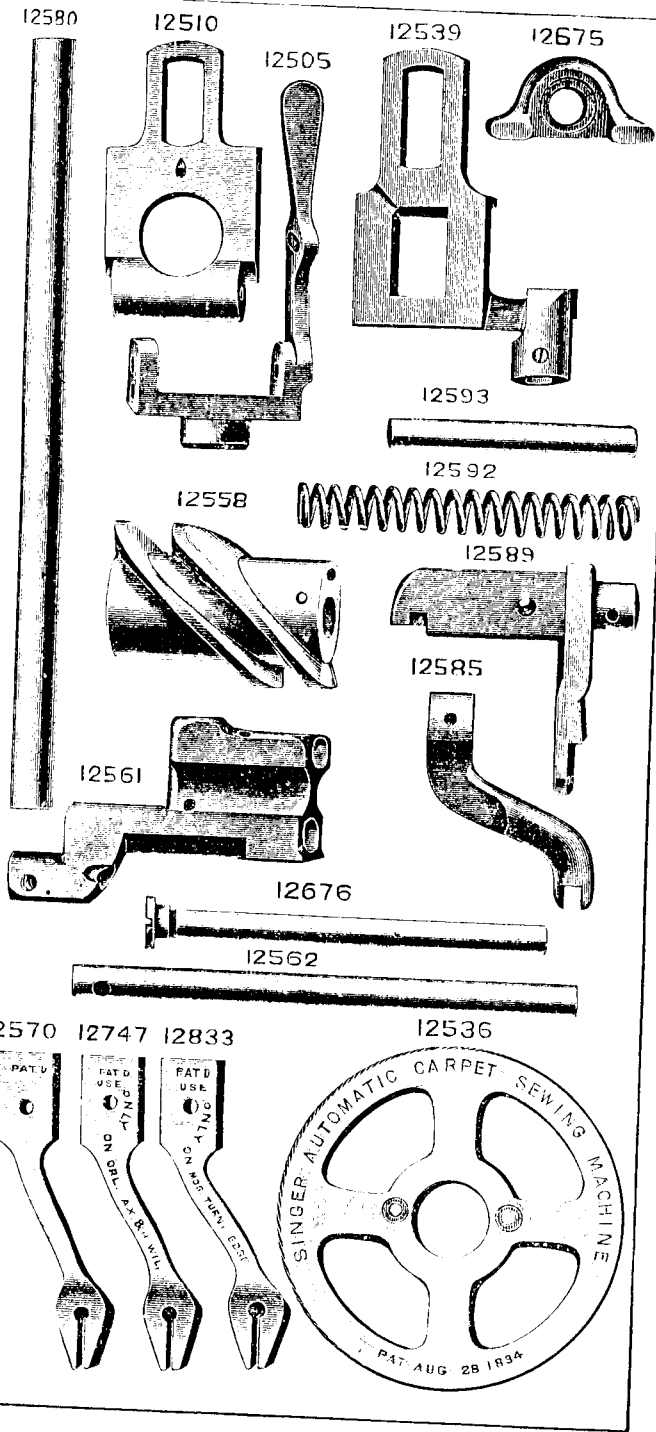
ILLUSTRATIONS OF PARTS

FOR

MACHINES

Nos. 36-1 and 36-3

PLATE 1052 - ONE HALF SIZE



ILLUSTRATIONS OF PARTS

FOR

SEWING MACHINES

No. 38-1 and 38-2

PLATE 1053—ONE-HALF SIZE

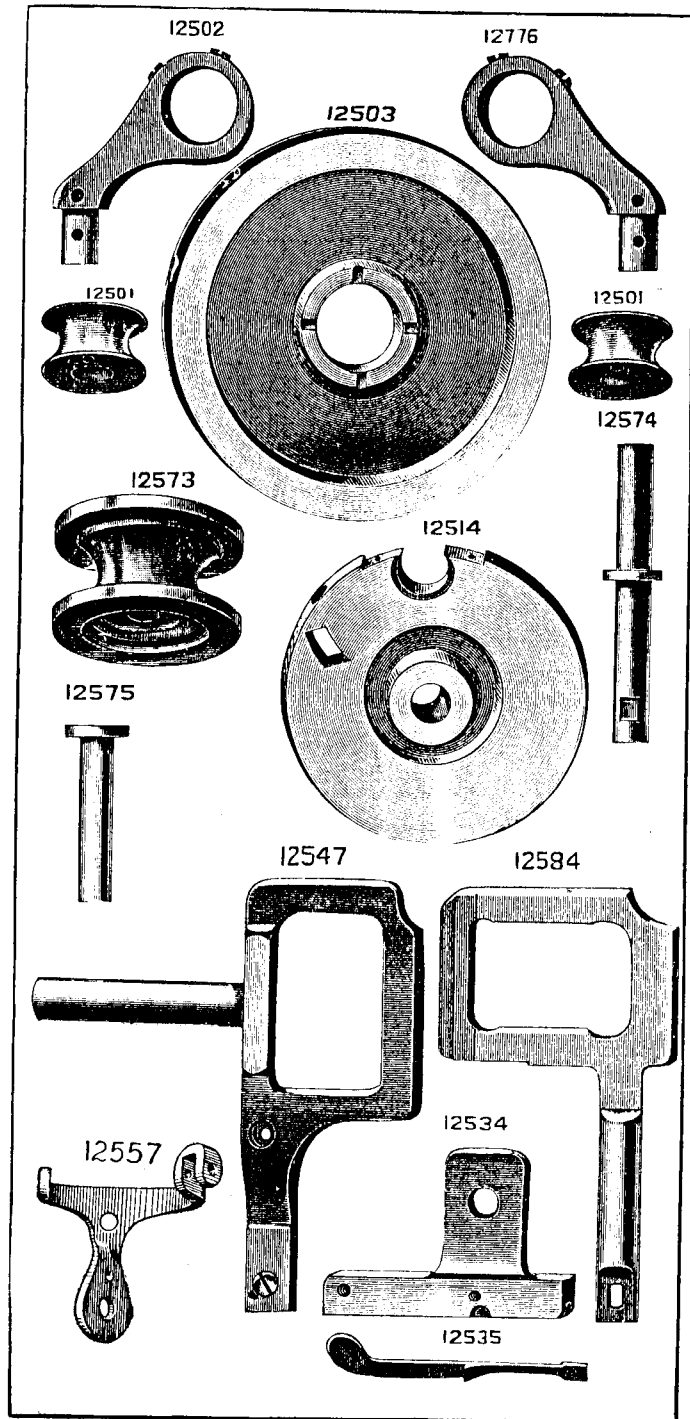


PLATE 1054—ONE-HALF SIZE

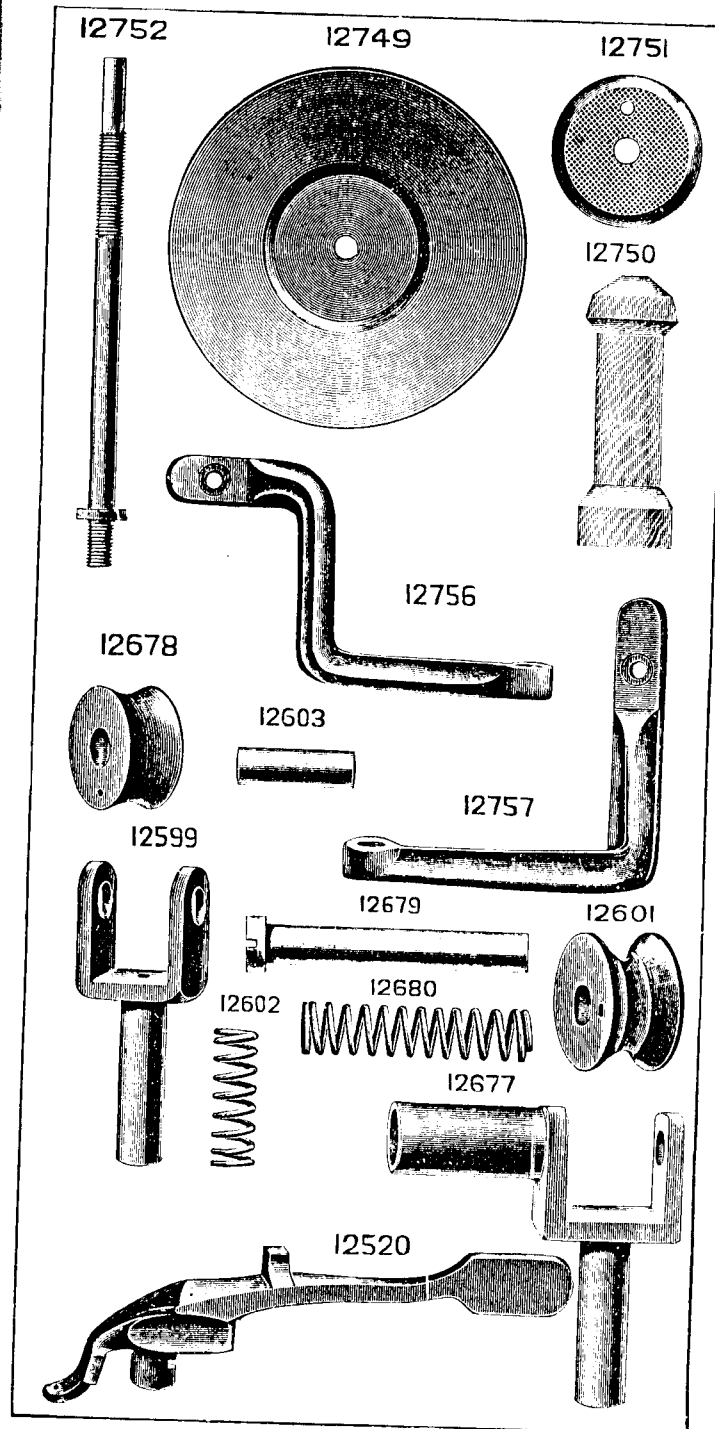


PLATE 1055—FULL SIZE

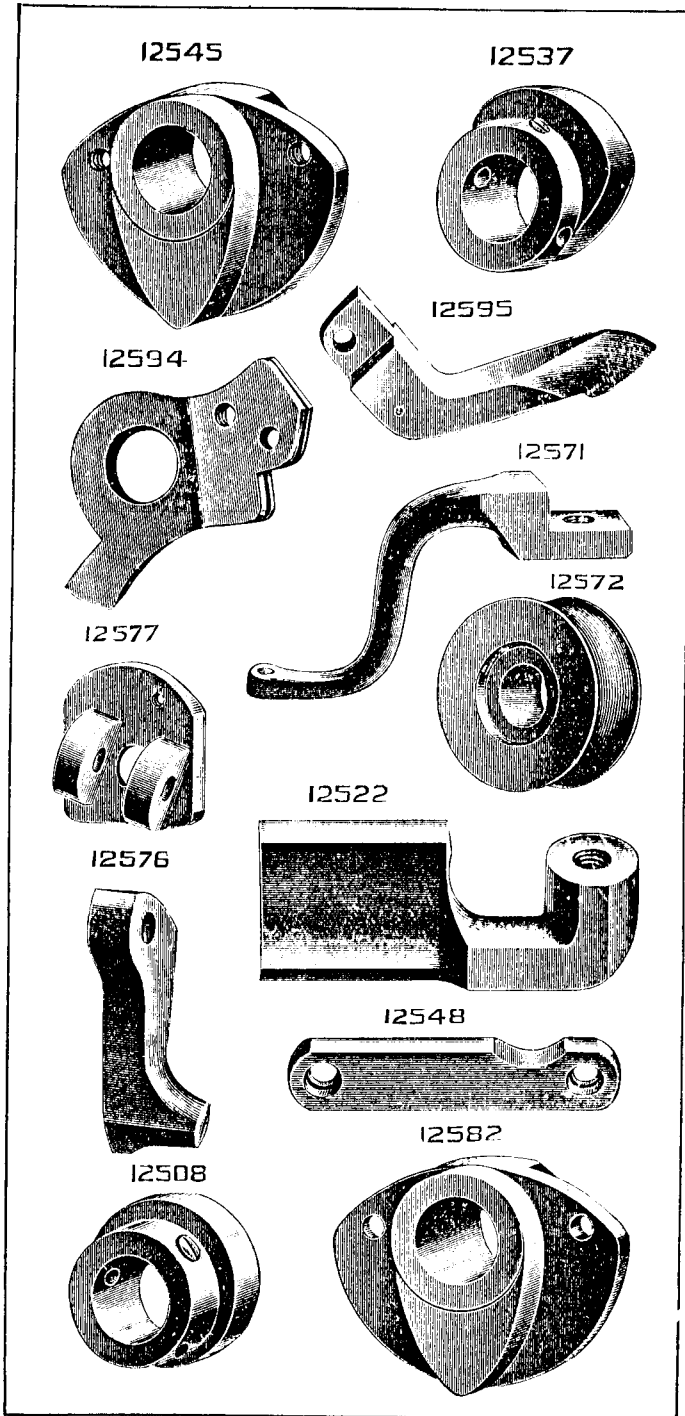


PLATE 1056—FULL SIZE

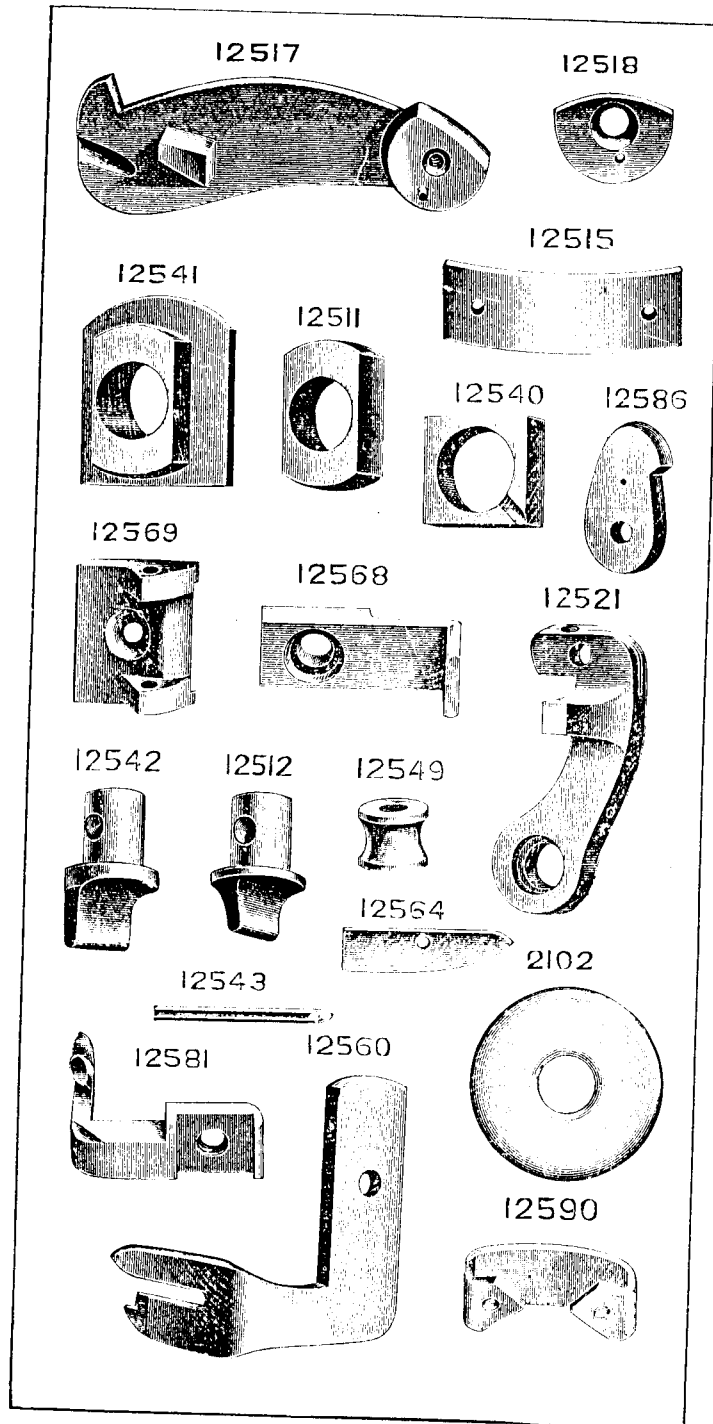


PLATE 1057—FULL SIZE




PLATE 1058—FULL SIZE




PLATE 1059—FULL SIZE

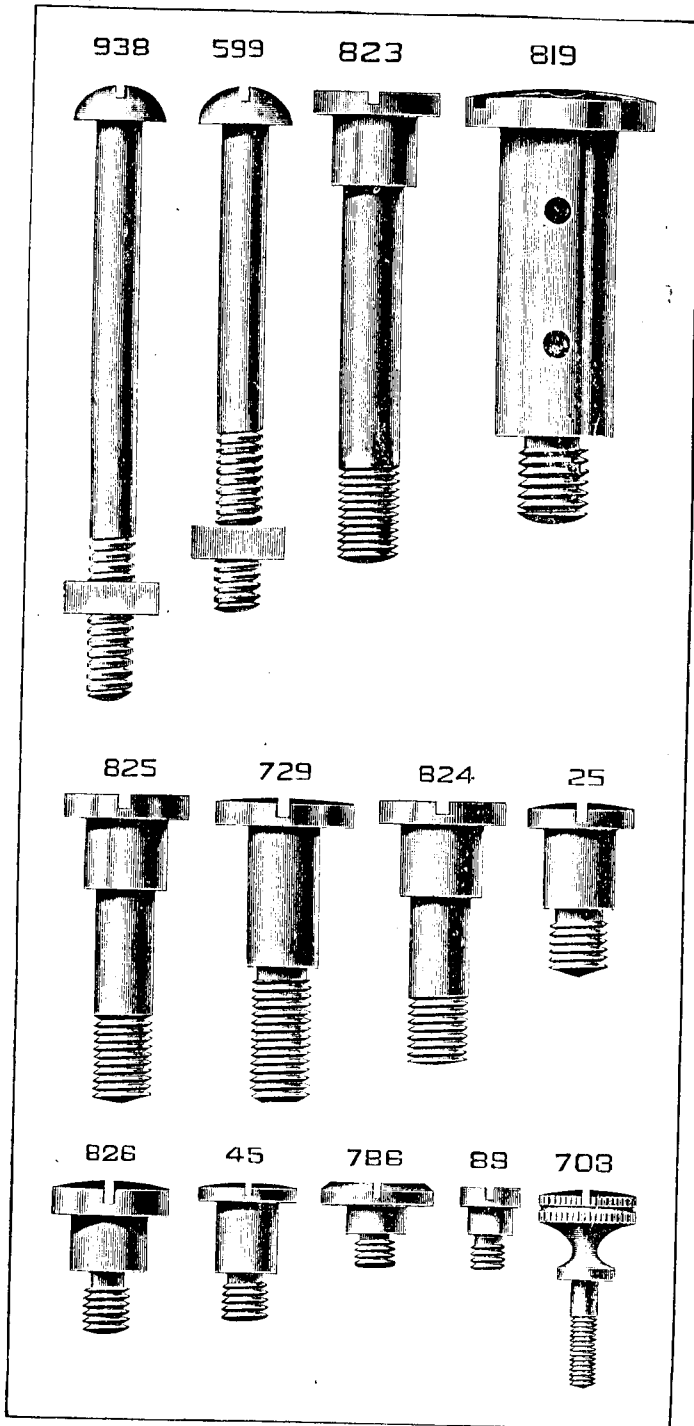


PLATE 1060—FULL SIZE

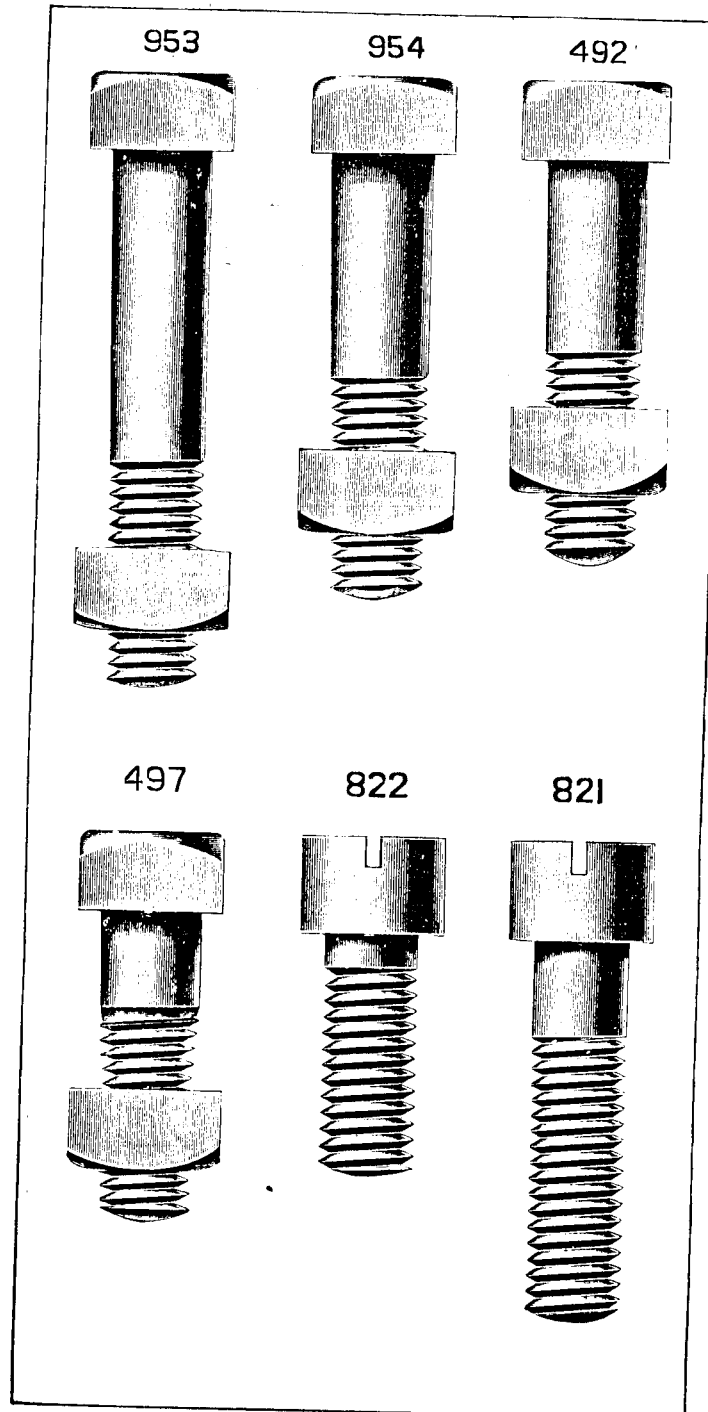

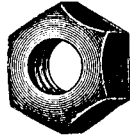


PLATE 1061—FULL SIZE

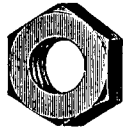
1522



1606



1608



1524



1560



1519



1520



1547



1528



956



812

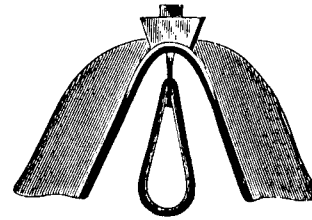


1621

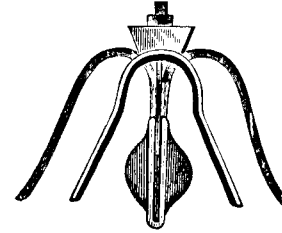


PLATE 1062—FULL SIZE

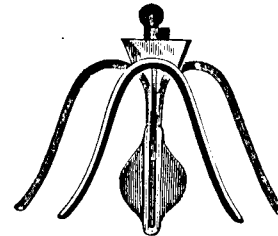
12527



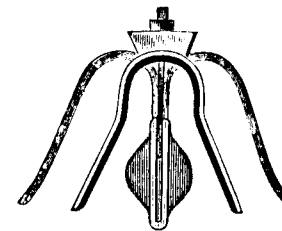
12528



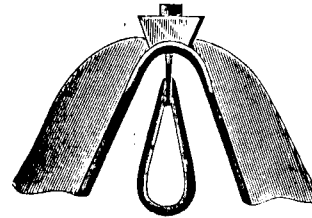
12529



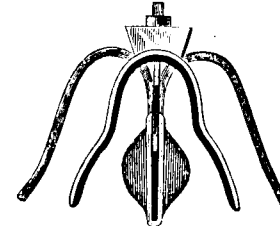
12530




12532



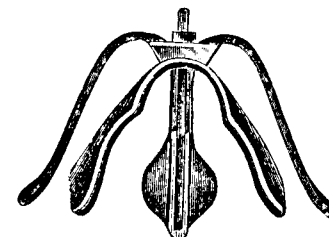
12533



12688



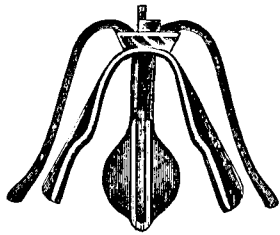
12746



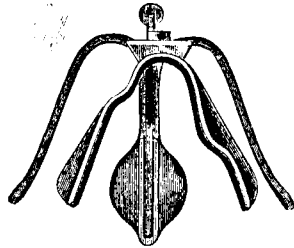
END VIEW OF GUIDES SHOWING EXACT SIZE.

PLATE 1063—FULL SIZE

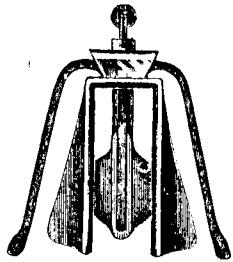
12748



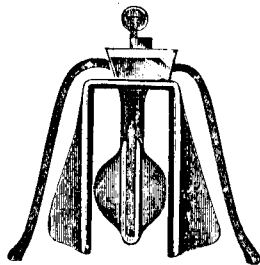
12755




12790



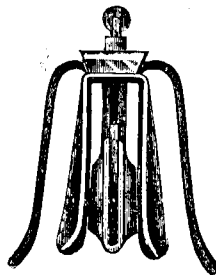
12791



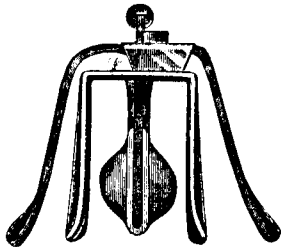
12792



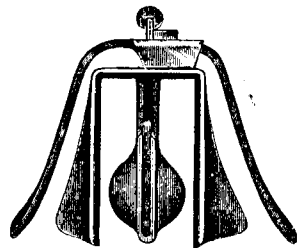
12793



12802



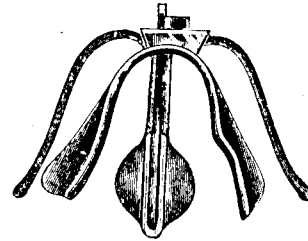
12803



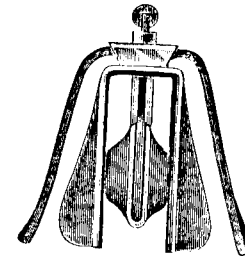
END VIEW OF GUIDES SHOWING EXACT SIZE.

PLATE 1064—FULL SIZE

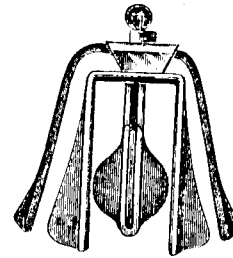
12804



12814



12815



END VIEW OF GUIDES SHOWING EXACT SIZE.

PLATE 1071—FULL SIZE

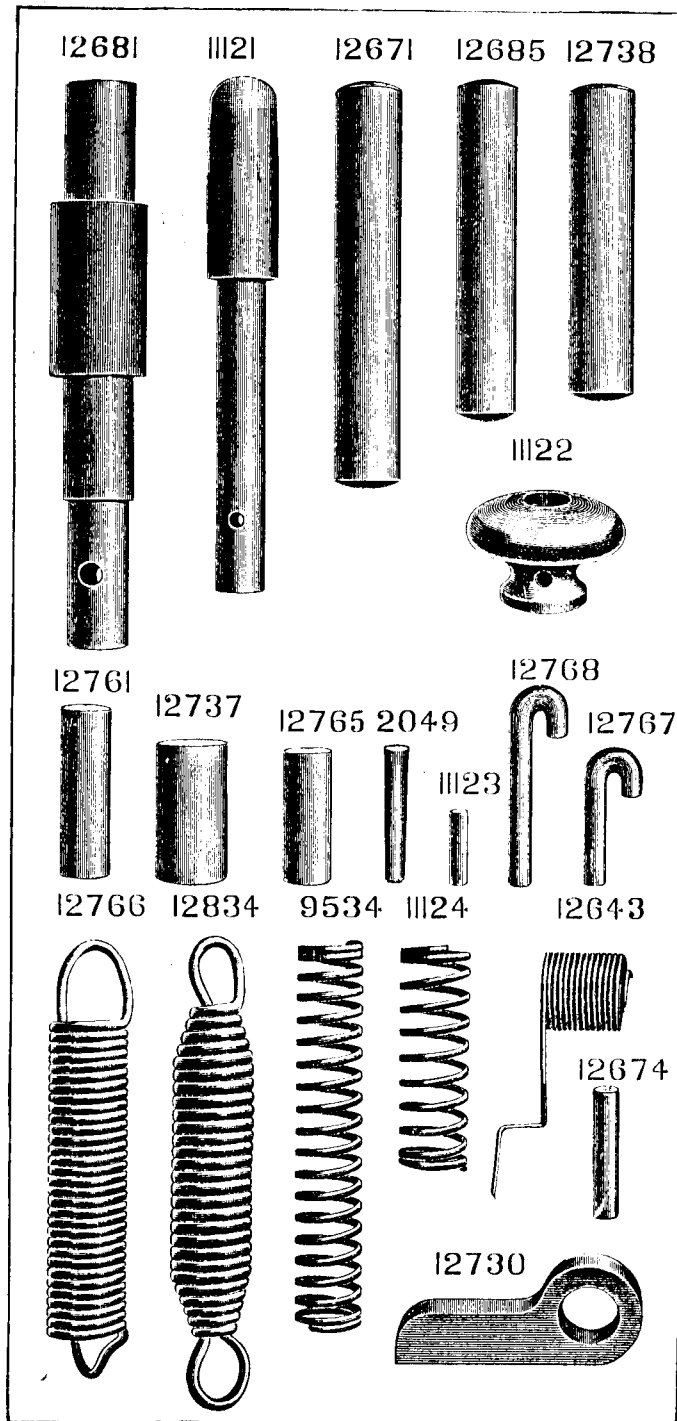


PLATE 1072—FULL SIZE

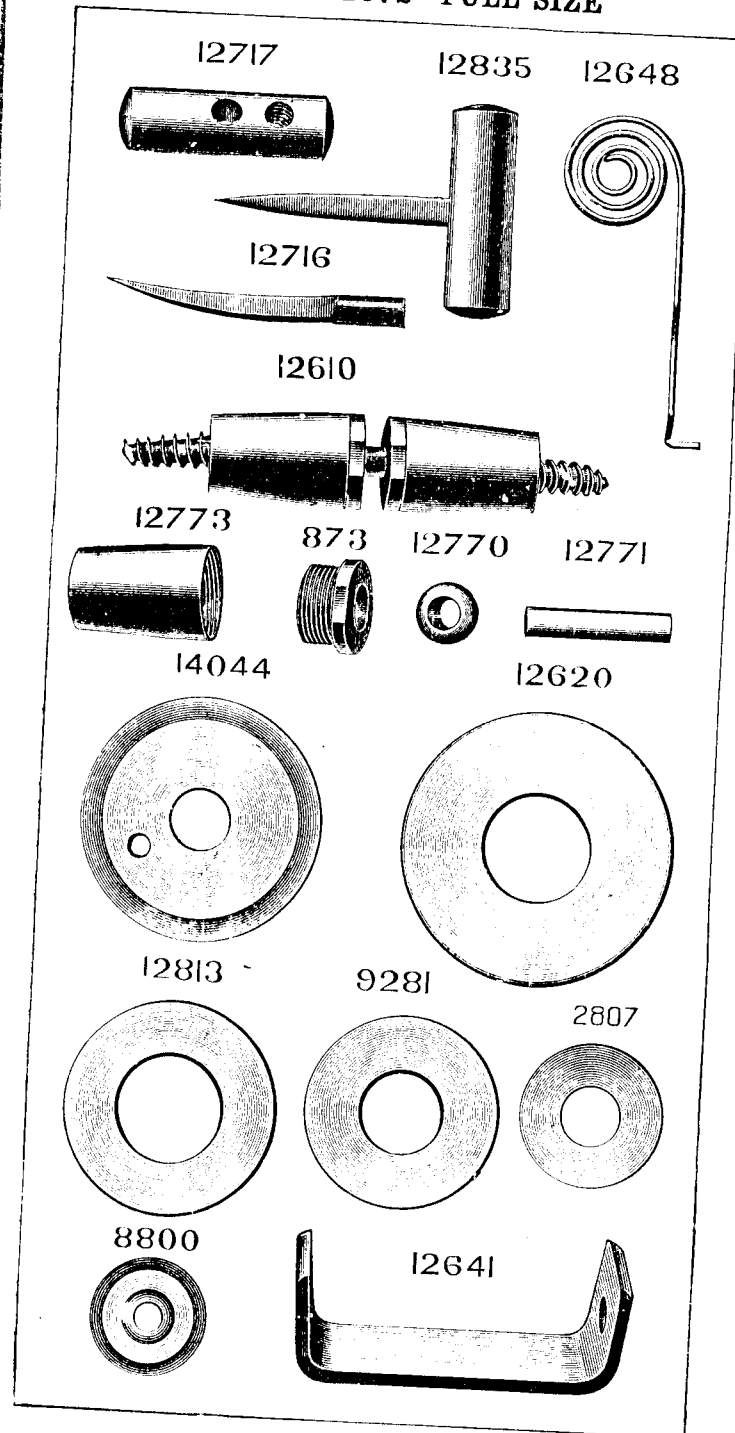


PLATE 1073—ONE-HALF SIZE

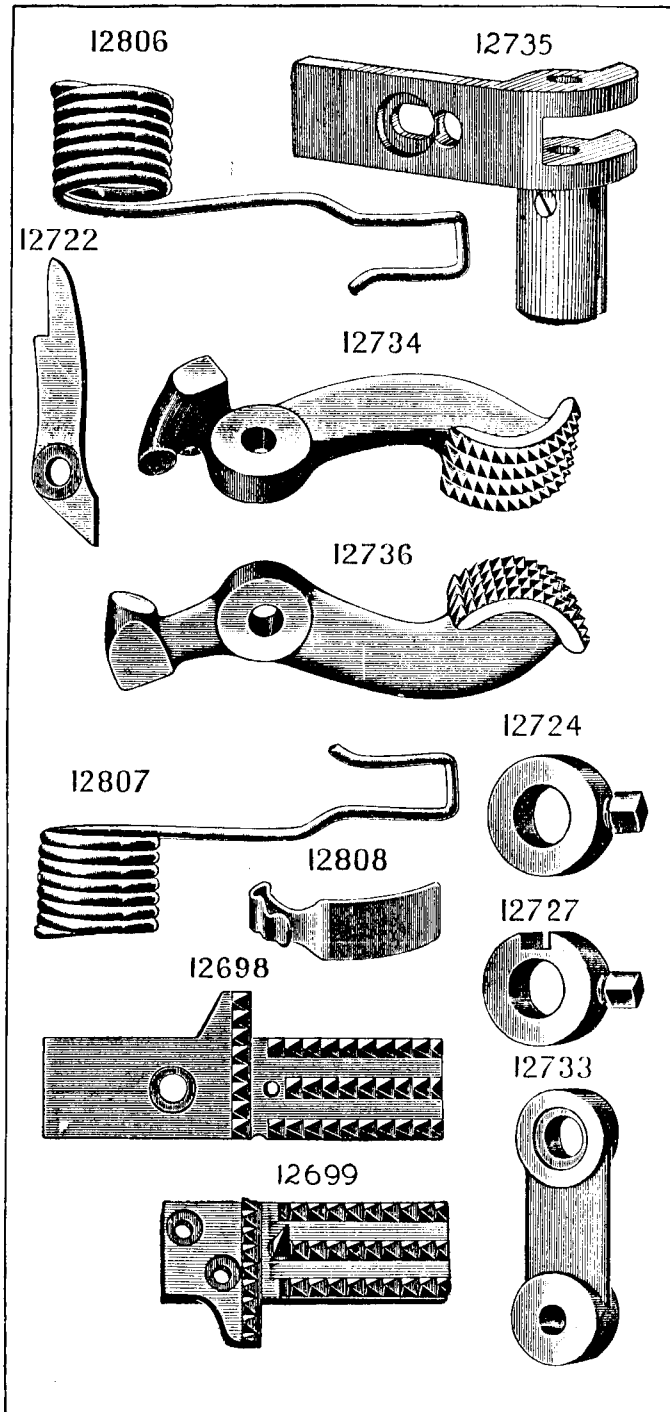


PLATE 1075—ONE-HALF SIZE

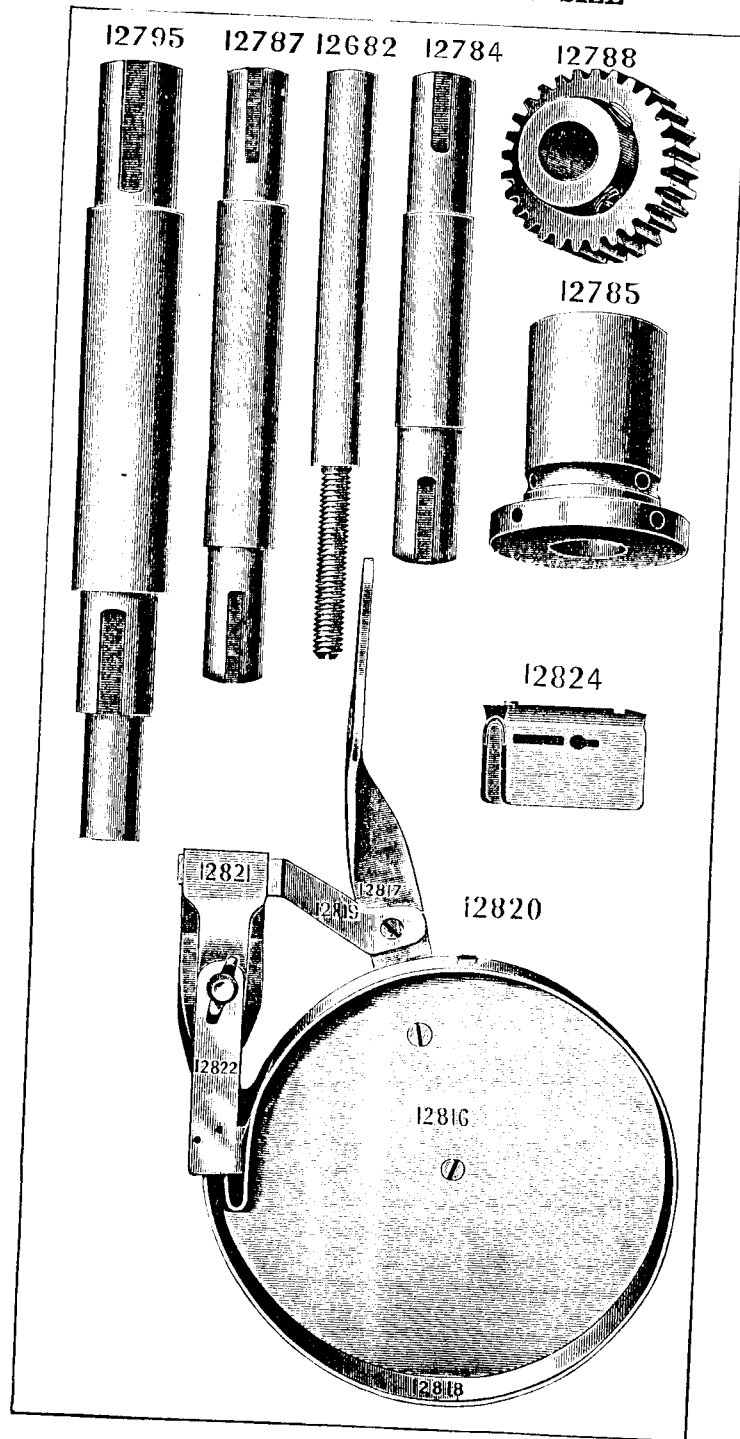


PLATE 1076—ONE-FOURTH SIZE

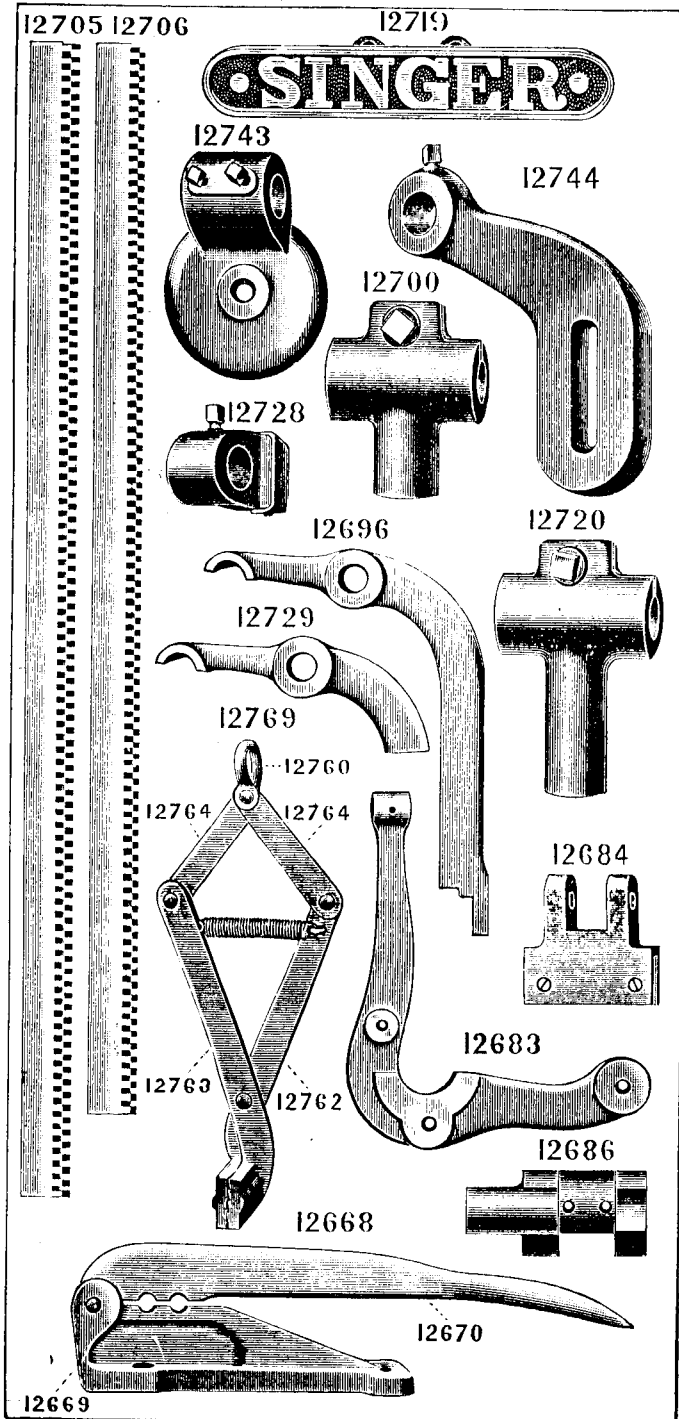


PLATE 1077—ONE-EIGHTH SIZE

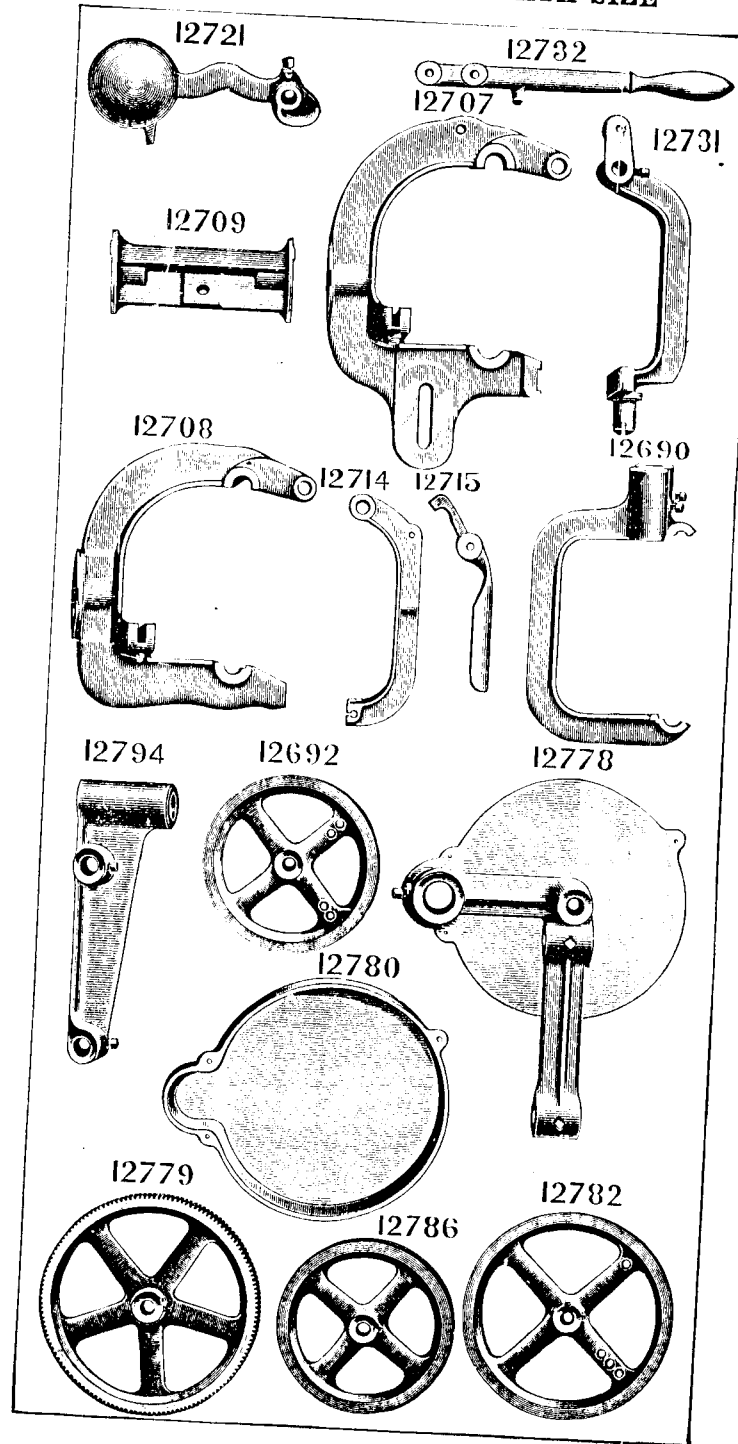


PLATE 1078—ONE-EIGHTH SIZE

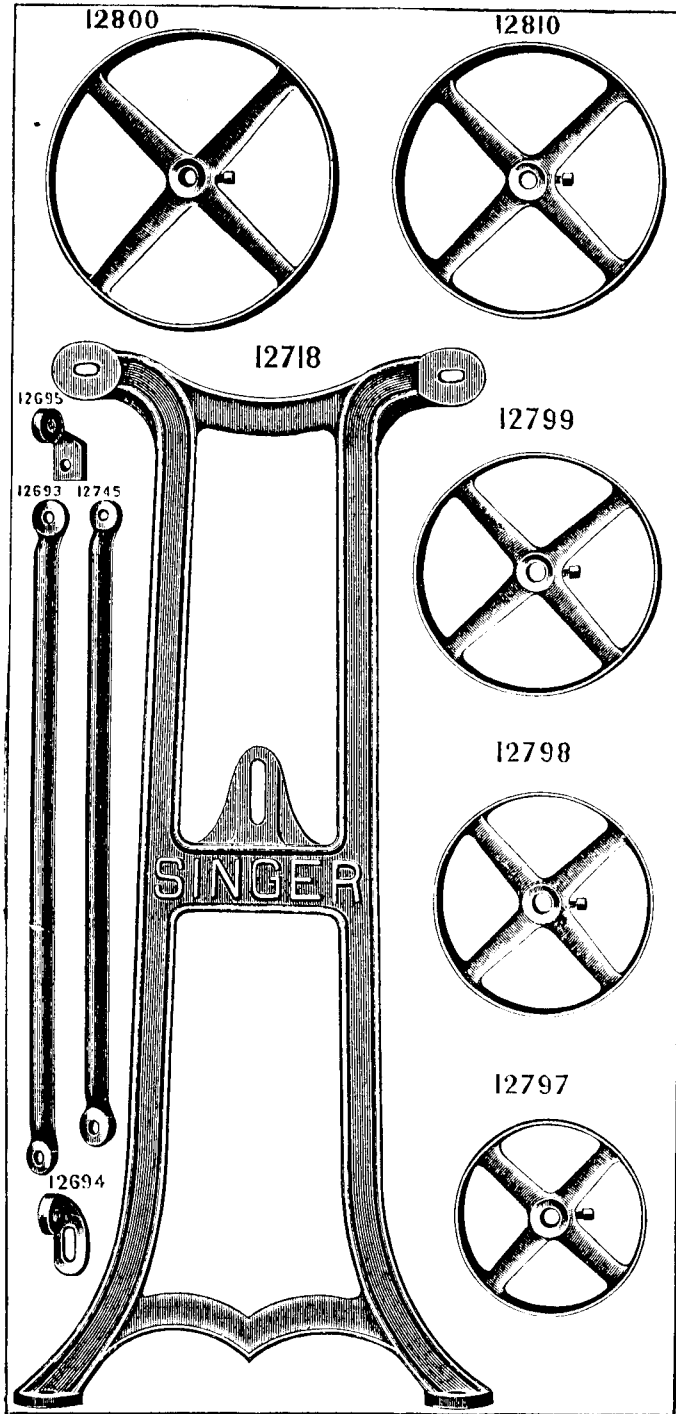


PLATE 1079—ONE-EIGHTH SIZE




PLATE 1080—ONE-EIGHTH SIZE

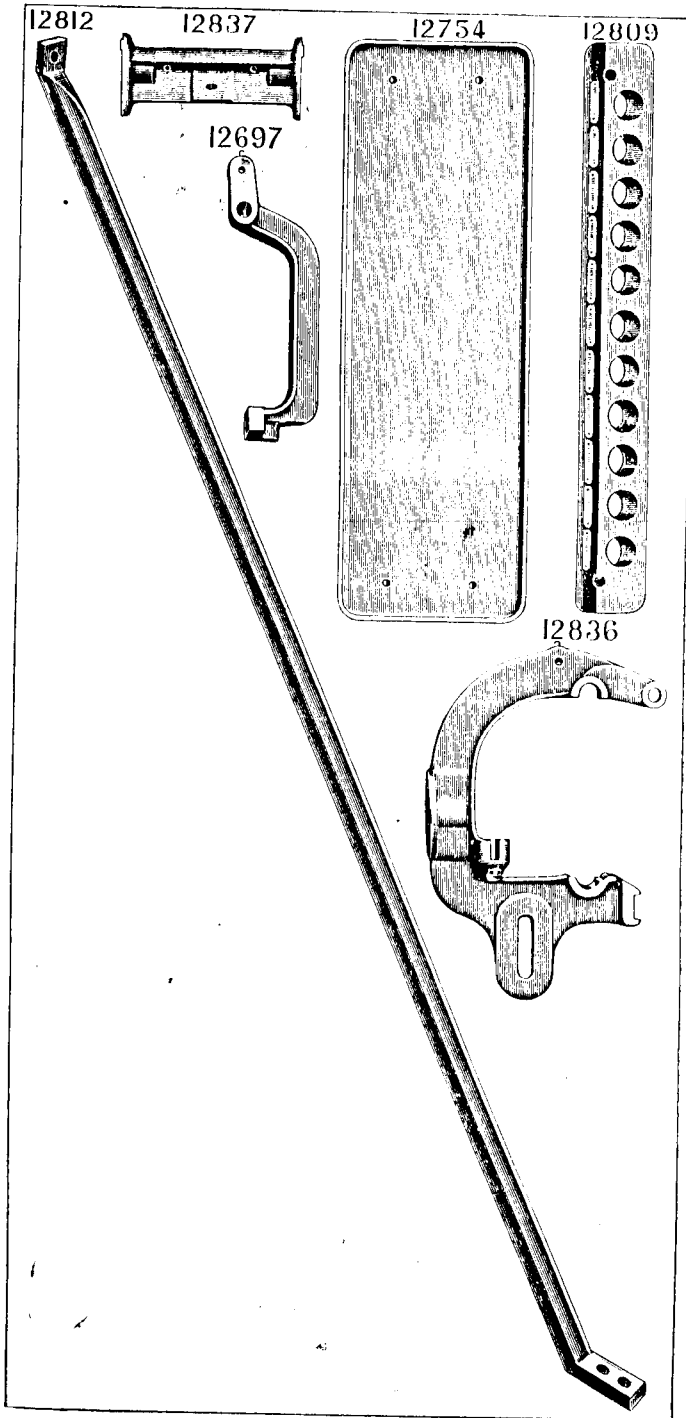


PLATE 1081—FULL SIZE

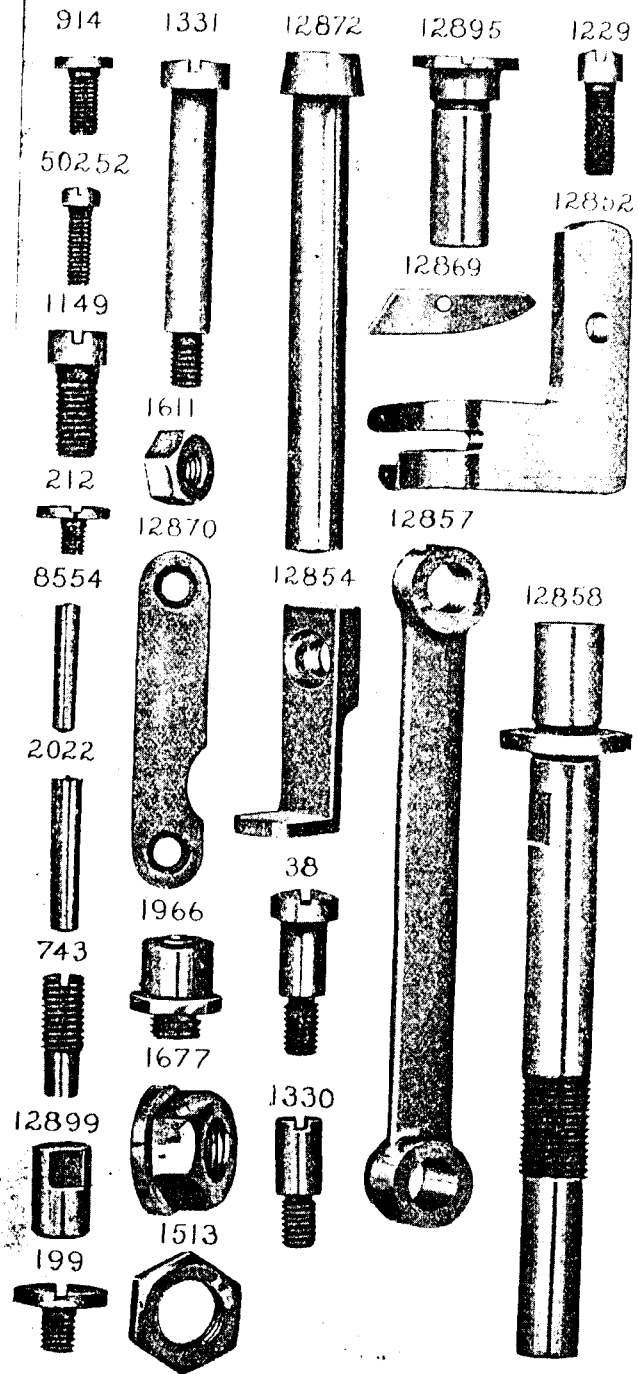


PLATE 1082—ONE-HALF SIZE

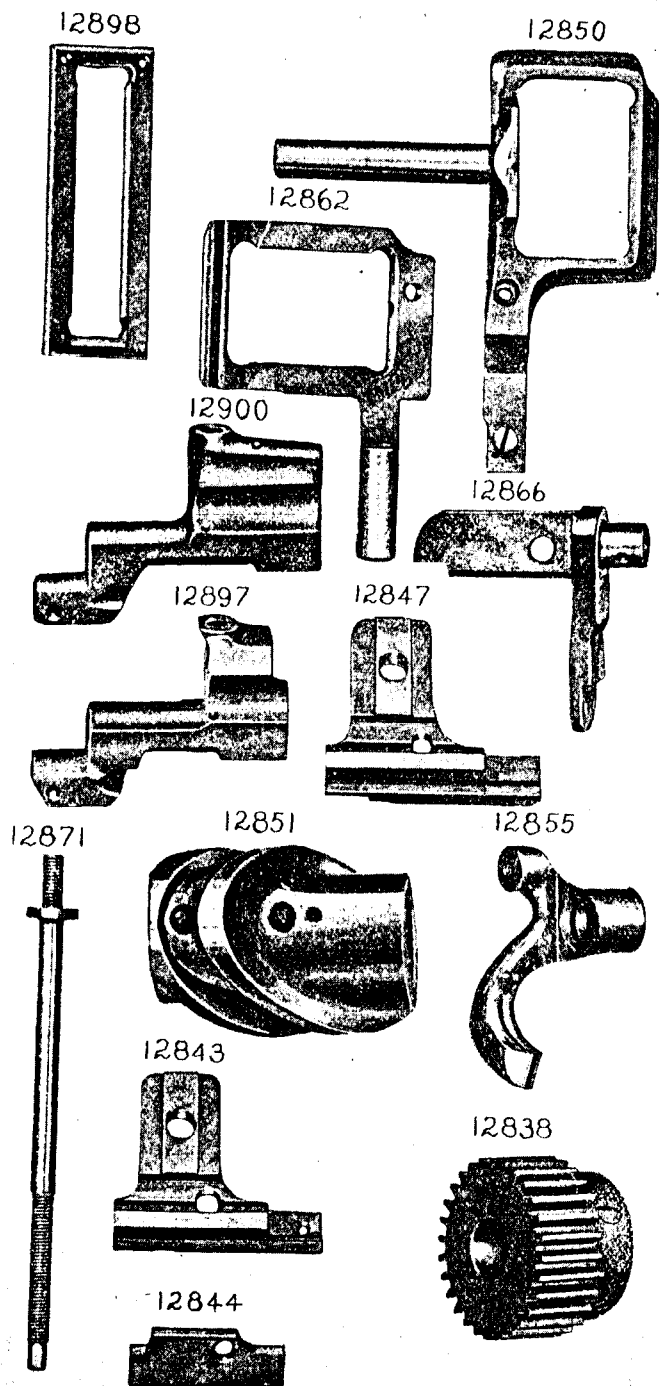


PLATE 1083—FULL SIZE

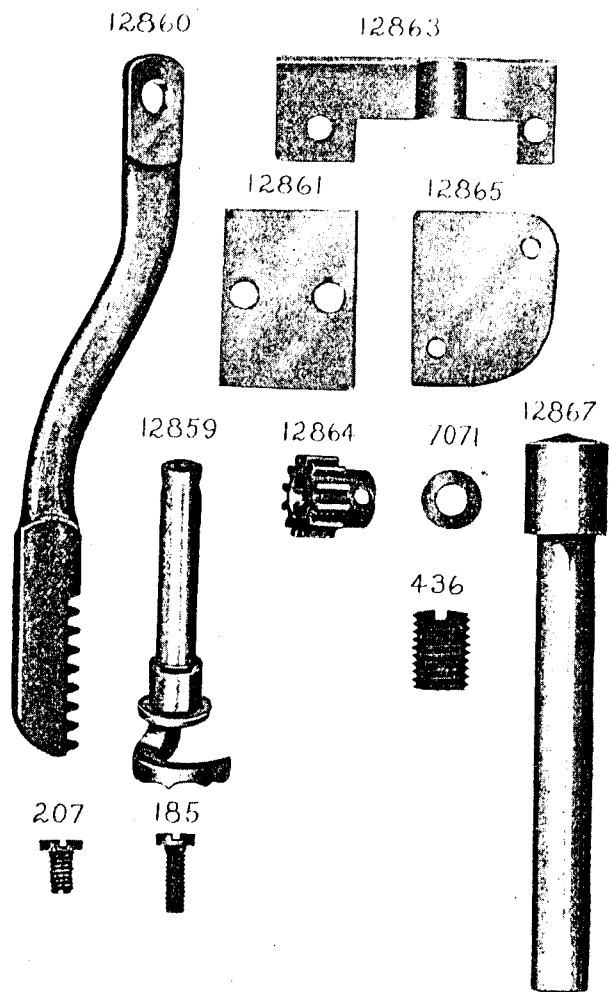


PLATE 1084—ONE-HALF SIZE

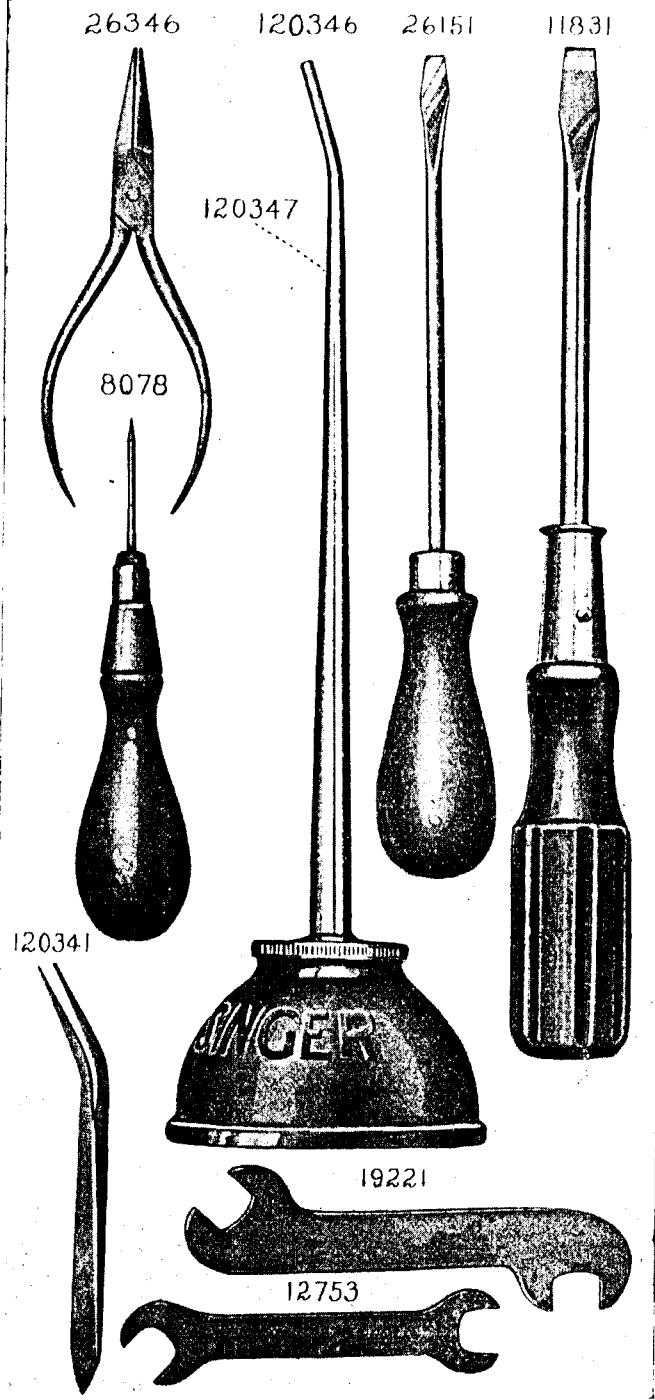


PLATE 1085—ONE-HALF SIZE

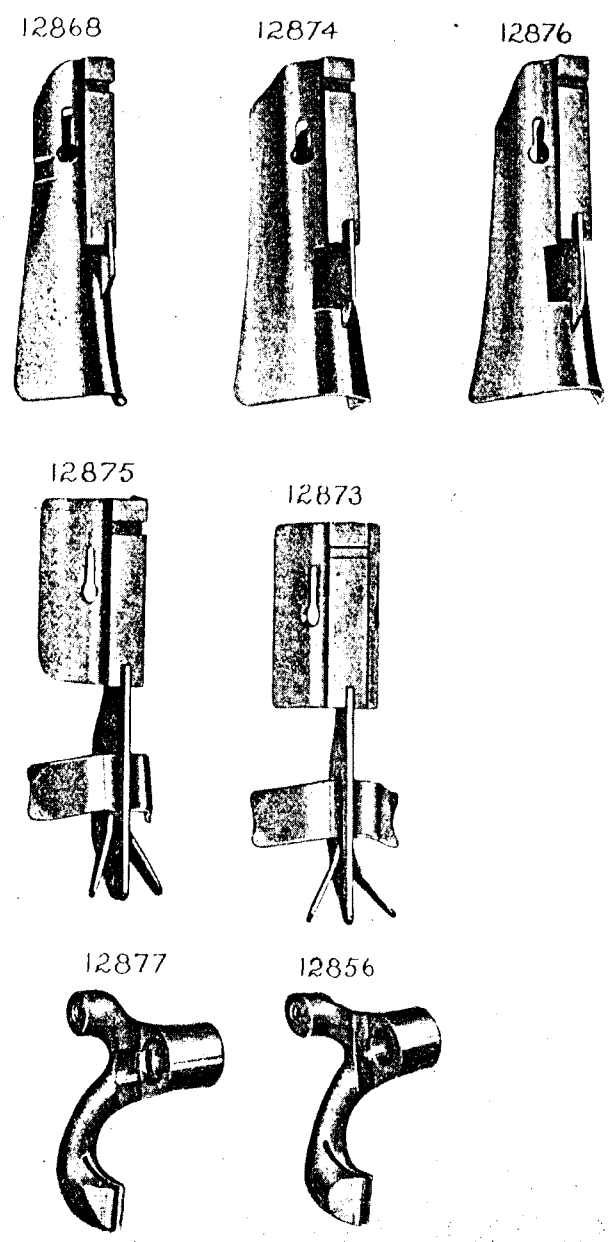


PLATE 1086—FULL SIZE

51001



12617



457

210805



1143



429



1517



12902

