

SINGER
112W130,W131,W135

LIST OF PARTS



MACHINES Nos. 112w130, 112w131 and 112w135

THE SINGER MANUFACTURING COMPANY

INDEX

	PAGE
ACCESSORIES	50
BOBBIN WINDER	50
FEED DOGS	53
KNEE LIFTER	51
MACHINE No. 112w130	7
" " 112w131	21
" " 112w135	34
MISCELLANEOUS PARTS	58
NUMERICAL LIST OF PARTS	59
OBSOLETE PARTS	58
PRESSER FEET	54
TAPE HOLDER	55
THREAD UNWINDER	52
THROAT PLATES	56
TREADLE AND CHAIN GUIDE	52

Instructions for Ordering

In ordering from this list, use **ONLY** the **PART** number in the **FIRST** column.

The number stamped on a Sewing Machine Part is the number of the Single Part only, except when the part includes Set Screws, Clamping Screws, Studs and Rollers Spun on, Small Wires riveted, or Parts soldered together, etc., which it is necessary to furnish in combination.

Every combination of part sent out has its specific number which, although not stamped on Parts (except in above cases) must be used when ordering the combination.

Each number always indicates the **SAME PART** in whatever list it appears, or for whatever Machine.

The letters after some of the numbers indicate the style of finish only, as follows:

- A. Hardened, Polished and Plated.
- B. Polished and Plated.
- C. Hardened only.
- D. Polished only.
- E. Soft, not polished.
- F. Hardened and Polished.
- H. Blued

These letters **MUST BE USED** when they appear in the list and **AFTER** the number, as in the list.

In this series

200001 to 201500 are Screw Numbers.

201501 to 201800 are Nut Numbers.

201801 to 202000 are Roller Numbers.

202001 and upward are numbers of Machine Parts.


The figures in the second column refer only to the plate in which the illustration of the part is shown and are **NOT TO BE USED** in ordering.

Two or more numbers over a cut indicate that the difference between such parts is not visible in an illustration.

Parts marked with an asterisk (*) are furnished only when repairs are made at the factory.

LIST OF PARTS COMPLETE

FOR



MACHINE No. 112w130

For Men's Collars, Sewing Pockets on Shirts, Taping Middy Blouse Collars, etc. Has Mechanism for Disengaging and Automatically Re-engaging the Left Hand Needle

In gauges from 1/8 to 3/8 inch

No.	Plate	Name
*236701	---	Arm with 202135
202247	14434	" Cap
200278 _n	13201	" " Screw
202248	13201	" " " Washer
236702	14434	" Cover Plate
200126 _b	14433	" " " Screw
204235	13201	" Position Pin (2)
200004 _E	13201	" Screw (3)
202005	13201	" " Washer (3)
236703	14435	" Shaft with 200357 _E and 203100
237748	14434	" " Bushing (back) with 202299
202299	---	Arm Shaft Bushing (back) Oil Packing (wick)

No.	Plate	Name
200071E	14433	Arm Shaft Bushing (back) Screw (3)
202245	14434	Arm Shaft Bushing (front) with 202036 and 202260
202260	—	Arm Shaft Bushing (front) Oil Packing (wick)
200502B	13201	Arm Shaft Bushing (front) Oil Packing Thumb Screw
202036	13201	Arm Shaft Bushing (front) Position Pin
200341c	13232	Arm Shaft Bushing (front) Set Screw
224103	14435	Arm Shaft Connection Belt
224200	13276	" " " " Pulley with 200327c, 200602E and two 202253
200602E	13276	Arm Shaft Connection Belt Pulley Position Screw
200327c	13201	Arm Shaft Connection Belt Pulley Set Screw
202253	13276	Arm Shaft Connection Belt Pulley Spring Flange
224138	14433	Arm Shaft Connection Belt Timing Collar with 200113F
200113F	13276	Arm Shaft Connection Belt Timing Collar Set Screw
224139	14434	Arm Shaft Connection Belt Timing Plate
200164B	13276	Arm Shaft Connection Belt Timing Plate Screw (2)
203100	—	Arm Shaft Oil Packing (wick)
200357E	13201	" " " " Stop Screw
224144	14434	Attachment Slide Plate with 213479 and 236061
236061	13276	Attachment Slide Plate Friction Slide
213479	14433	Attachment Slide Plate Friction Slide Spring
235806	14435	Balance Wheel (belt groove 2½ in. diam.) with 200328c and 200335c
200328c	13201	Balance Wheel Position Screw
200335c	13201	" " Set Screw
*224105	—	Bed with 202062
202258	13201	" Hinge Connection (2)
200570E	13232	" " " Screw (4)
54897	13276	" Oil Cup
236794	14434	" Slide (back)
200861D	14433	" " " Clamp Screw
223811	13276	" " " Stop
223812	13276	" " " Spring

No.	Plate	Name
223853	14434	Bed Slide (front)
203208	14433	Bobbin (2)
203210	14433	" Case Base with 202056, 203211 to 203213 and 203216
203211	14433	Bobbin Case Base Latch
*202056	—	" " " " Pin
203212	14433	" " " " Plunger
203213	14433	" " " " Spring
236780	14433	" " Cap with 200984c, 203214, 203215 and two 200594c
224004	13225	Bobbin Case Opener
224005	13225	" " " Lever with 201349c, 201542c and 203101
201349c	13232	Bobbin Case Opener Lever Driving Screw Stud
201542c	13232	Bobbin Case Opener Lever Driving Screw Stud Nut
203101	—	Bobbin Case Opener Lever Driving Screw Stud Oil Packing (wick)
223622	13232	Bobbin Case Opener Lever Hinge Stud with 202277
202277	—	Bobbin Case Opener Lever Hinge Stud Oil Packing (wick)
200364c	14433	Bobbin Case Opener Lever Hinge Stud Set Screw
223623	13232	Bobbin Case Opener Lever Link
200118D	13232	" " " Screw
203214	14433	" " Tension Spring
200984c	14433	" " " " Regulating Screw
200594c	13232	Bobbin Case Tension Spring Screw
203215	14433	" " Thread Guide
200594c	13232	" " " " Screw
203216	—	" " Washer (cloth)
236781	—	Bobbin Case complete, Nos. 203210 and 236780
236791	14433	Edge Guide
236792	14433	" " Bracket
200469B	14433	" " " Thumb Screw
228032	14433	" " " " " Washer
200473B	13232	Edge Guide Thumb Screw
202603	14433	" " " " Washer
236793	—	Edge Guide complete, Nos. 200473B, 202603, 236791 and 236792
236795	14435	Face Plate
202135	13232	" " Position Pin
200462B	13232	" " Thumb Screw

No.	Plate	Name
224050	14436	Feed Bar with 200336E and 201535E
224051	-----	" " 224050 with 200189C, 224052 and 225837
201223C	13232	Feed Bar Hinge Screw (driving) ..
201518E	13232	" " " " Nut
236704	14450	" Dog, for 236818
236706	14451	" " " 236770
236707	14450	" " " 236770 and 236816 ..
236708	14452	" " " 236815
200106E	13232	" " Screw (2)
200336E	13276	" " Support Screw
201535E	13232	" " " " Nut
224106	14434	" Driving Connection with 200049D and 202277
201407C	14433	Feed Driving Connection Hinge Screw
201517D	13232	Feed Driving Connection Hinge Screw Nut
206758	-----	Feed Driving Connection Hinge Screw Oil Packing (wick)
202277	-----	Feed Driving Connection Oil Pack- ing (wick)
200049D	13232	Feed Driving Connection Pinch Screw
202300	14436	Feed Driving Eccentric Regulating Bracket
224140	-----	Feed Driving Eccentric Regulating Bracket 202300 with 224200, two each 201408C and 201525E
201408C	14433	Feed Driving Eccentric Regulating Bracket Hinge Screw
201525E	14433	Feed Driving Eccentric Regulating Bracket Hinge Screw Nut
202301	14433	Feed Driving Eccentric Regulating Bracket Plunger
202595	14433	Feed Driving Eccentric Regulating Bracket Plunger Spring
200607C	14433	Feed Driving Eccentric Regulating Bracket Plunger Spring Stop Screw
201408C	14433	Feed Driving Eccentric Regulating Bracket Stop Screw
201525E	14433	Feed Driving Eccentric Regulating Bracket Stop Screw Nut
200429C	14433	Feed Driving Eccentric Regulating Screw
200383C	14433	Feed Driving Eccentric Regulating Screw Check Screw

No.	Plate	Name
223650	13213	Feed Driving Rock Shaft
223651	-----	" " " " 223650 with 201223C, 201518E and 224051
224141	14433	Feed Driving Rock Shaft Crank with 200019E
200019E	14433	Feed Driving Rock Shaft Crank Pinch Screw
202625	14433	Feed Driving Rock Shaft Stop Col- lar with two 200383C (2)
200383C	14433	Feed Driving Rock Shaft Stop Col- lar Set Screw
224154	14437	Feed Lifting Cam with 201220C ..
224052	13276	" " " Fork with 200173D and 223655
200189C	13276	Feed Lifting Cam Fork Screw
225837	13276	" " " " " Wash- er
223655	-----	Feed Lifting Cam Oiling Felt
200173D	13276	" " " " " Screw
201220C	13276	" " " Set Screw
224151	14436	" Regulating Spindle with 202311, 202443, 202619 and 210554
*202311	-----	Feed Regulating Spindle Head ..
202443	13276	" " " " " Pin
202619	13276	" " " " " Posi- tion Pin
210554	13276	Feed Regulating Spindle Spring (flat)
*224016	-----	Hook (sewing)
224017	13225	" 224016 with 203525, 224025, two each 200590U and 201253F ..
236782	-----	Hook and Bobbin Case complete, Nos. 224017 and 236781
224019	13225	Hook Bushing (lower) (bronze) ..
200364C	14433	" " " Set Screw
224020	13225	" " (upper) (bronze)
200446C	14437	" " " Position Screw
223867	13234	" Driving Gear (spiral) with 200362C and 201222C (2)
201222C	13234	Hook Driving Gear Position Screw
200362C	13234	" " " Set Screw
224921	13225	" " Pinion (spiral) with two 200382C
200382C	14436	Hook Driving Pinion Set Screw ..
224022	13225	" " " Thrust Washer
224110	14435	" " Shaft
224111	14436	" " " Bushing with 202244
202244	-----	Hook Driving Shaft Bushing Oil Packing (wick)

No.	Plate	Name
200327c	13201	Hook Driving Shaft Bushing Set Screw
224112	14436	Hook Driving Shaft Connection Belt Pulley with 202253 and two 201254c
201254c	14437	Hook Driving Shaft Connection Belt Pulley Set Screw
202253	13276	Hook Driving Shaft Connection Belt Pulley Spring Flange
203525	13234	Hook Glb
201253F	13234	" " Screw
224023	14436	" Saddle (left) with 200009E, 200446c, 224019, 224020 and two 200364c
224024	14436	Hook Saddle (right) with 200009E, 200446c, 224019, 224020 and two 200364c
223680	14436	Hook Saddle Bearing (left)
200327c	13201	" " " " Set Screw
223681	14436	Hook Saddle Bearing (right)
200335c	13201	" " " " Set Screw
223682	14435	Hook Saddle Oil Guard
223814	---	" " " " Felt
200096D	13234	" " " " Screw (2)
200009E	13234	" " Pinch Screw
200006E	13234	" " Screw (2)
225585	13234	" " " Washer (2)
236783	---	Hook Saddle (left) complete, Nos. 200118D, 223622, 223623, 224004, 224005, 224021 to 224023 and 236782
236784	---	Hook Saddle (right) complete, Nos. 200118D, 223622, 223623, 224004, 224005, 224021, 224022, 224024 and 236782
224025	13225	Hook Washer
200590H	14437	" " Screw
208490	14438	Knee Lifter Connection Lever
200238H	14437	" " " " Hinge Screw
223684	14438	Knee Lifter Connection Lever Lifting Rod with 202302
202302	13234	Knee Lifter Connection Lever Lifting Rod Cotter Pin
206628	14437	Knee Lifter Connection Lever Lifting Rod Spring

No.	Plate	Name
227227	14437	Knee Lifter Connection Lever Lifting Rod Spring Collar with 200113F
200113F	13276	Knee Lifter Connection Lever Lifting Rod Spring Collar Set Screw
223685	14438	Knee Lifter Lifting Lever
200262H	14437	" " " " Hinge Screw
*236834	---	Needle Bar (left)
*236835	---	" " (right)
236836	---	" " 236835 with 236834
236837	14438	Needle Bar complete, in gauges from $\frac{1}{8}$ to $\frac{5}{8}$ in., in steps of $\frac{1}{16}$ in., Nos. 200959F, 236738, 236832, 236836 and two 350187D
236838	14438	Needle Bar complete, in gauges $\frac{1}{8}$ and $\frac{3}{8}$ in., Nos. 200959F, 236738, 236833, 236836 and two 350187D
236713	14438	Needle Bar Bushing (lower)
236799	14438	" " " (upper)
200352c	14427	" " " Set Screw (2)
202552	13234	" " Connecting Link
236073	14437	" " " " Oil Guard
201183D	14437	Needle Bar Connecting Link Oil Guard Screw
202333	14437	Needle Bar Connecting Link Stud with 202254
202254	---	Needle Bar Connecting Link Stud Oil Packing (wick)
200374c	13234	Needle Bar Connecting Link Stud Set Screw
200383c	14433	Needle Bar Connecting Link Stud Set Screw
236715	14437	Needle Bar Connecting Stud with 202330 and two 200086c
202330	---	Needle Bar Connecting Stud Oil Packing (wick)
200086c	14437	Needle Bar Connecting Stud Pinch Screw
236800	14438	Needle Bar Crank with 200335c, 200374c, 200383c, 200428c and 202333
236801	---	Needle Bar Crank 236800 with 202399, 202400, 202552, 223881 and 236715
203172	14437	Needle Bar Crank Friction Washer
200428c	14437	" " " Position Screw
200335c	13201	" " " Set Screw
236802	14435	" " Disengaging Bell Crank

No.	Plate	Name
204443	14437	Needle Bar Disengaging Bell Crank Spring
203060	14437	Needle Bar Disengaging Bell Crank Spring Hook
236804	14437	Needle Bar Disengaging Bell Crank Stop Plate
200098E	14437	Needle Bar Disengaging Bell Crank Stop Plate Screw (2)
236806	14439	Needle Bar Disengaging Spring ...
200288H	14437	" " " " Screw
236807	14437	" " " Trip Lever with 201356E, 350173C, 350174C and two 201537H
1478H	14437	Needle Bar Disengaging Trip Lever Hinge Screw
236808	14440	Needle Bar Disengaging Trip Lever Lock Lever
236785	14440	Needle Bar Disengaging Trip Lever Lock Lever Adjusting Block ...
200076D	14440	Needle Bar Disengaging Trip Lever Lock Lever Adjusting Block Screw
350176D	14440	Needle Bar Disengaging Trip Lever Lock Lever Adjusting Thumb Screw
236809	---	Needle Bar Disengaging Trip Lever Lock Lever complete, Nos. 200076D, 236785, 236808 and 350176D
1301C	14440	Needle Bar Disengaging Trip Lever Lock Lever Hinge Screw
204225	14440	Needle Bar Disengaging Trip Lever Lock Lever Spring
236723	14440	Needle Bar Disengaging Trip Lever Lock Lever Spring Plunger
350173C	14440	Needle Bar Disengaging Trip Lever Locking Screw Stud
201537H	14440	Needle Bar Disengaging Trip Lever Locking Screw Stud Nut
236724	14440	Needle Bar Disengaging Trip Lever Pitman
236725	---	Needle Bar Disengaging Trip Lever Pitman 236724 with 1697C, 1698C, 38446 and 250143
*38444	---	Needle Bar Disengaging Trip Lever Pitman End Bearing (back)
38446	14440	Needle Bar Disengaging Trip Lever Pitman End Bearing 38444 with 42524, 50016C and two 187E

No.	Plate	Name
50016C	14440	Needle Bar Disengaging Trip Lever Pitman End Bearing (back) Ball Screw Stud
*42524	---	Needle Bar Disengaging Trip Lever Pitman End Bearing (back) Cap
187E	14440	Needle Bar Disengaging Trip Lever Pitman End Bearing (back) Cap Screw
1698C	14440	Needle Bar Disengaging Trip Lever Pitman End Bearing (back) Check Nut
*38443	---	Needle Bar Disengaging Trip Lever Pitman End Bearing (front) ...
250143	14440	Needle Bar Disengaging Trip Lever Pitman End Bearing 38443 with 42525, 201449C and two 187E
201449C	14440	Needle Bar Disengaging Trip Lever Pitman End Bearing (front) Ball Screw Stud
*42525	---	Needle Bar Disengaging Trip Lever Pitman End Bearing (front) Cap
187E	14440	Needle Bar Disengaging Trip Lever Pitman End Bearing (front) Cap Screw
1697C	14440	Needle Bar Disengaging Trip Lever Pitman End Bearing (front) Check Nut
236726	14440	Needle Bar Disengaging Trip Lever Unlocking Lever with 200444C and 201052C
200444C	14440	Needle Bar Disengaging Trip Lever Unlocking Lever Position Screw
201052C	14440	Needle Bar Disengaging Trip Lever Unlocking Lever Set Screw
236727	14440	Needle Bar Disengaging Trip Lever Unlocking Lever Shaft
236810	14440	Needle Bar Disengaging Trip Lever Spring
201356E	14440	Needle Bar Disengaging Trip Lever Spring Screw Stud (2)
200329C	14440	Needle Bar Disengaging Trip Lever Stop Screw
201533E	14440	Needle Bar Disengaging Trip Lever Stop Screw Nut
236840	14440	Needle Bar Locking Pin
236729	14440	" " " " Disengaging Lever
350191C	14440	Needle Bar Locking Pin Disengaging Lever Hinge Screw

No.	Plate	Name
236730	14441	Needle Bar Locking Pin Disengaging Lever Link
350188c	14441	Needle Bar Locking Pin Disengaging Lever Screw Stud
1520J	14441	Needle Bar Locking Pin Disengaging Lever Screw Stud Nut
236841	14441	Needle Bar Locking Pin Slide with 223847
223847	—	Needle Bar Locking Pin Slide Oil Packing (wick)
236842	14441	Needle Bar Retaining Spring (flat)
200082D	10881	" " " " Screw (2)
24930	14441	Needle Bar Stop with 23548
24931	14441	" " " Bracket with 191F
236811	14441	" " " " Bar
200958c	14441	" " " " " Set Screw
191F	14441	Needle Bar Stop Bracket Set Screw
24933	14441	" " " Collar with 175D
175D	14441	" " " " Clamping Screw
23474	14441	Needle Bar Stop Collar Washer (rawhide)
23548	14441	Needle Bar Stop Plug (fibre)
25478	14441	" " " Spring
*236737	—	" Holder (left) with 200125F, for gauges from $\frac{1}{8}$ to $\frac{3}{16}$ in., in steps of $\frac{1}{32}$ inch
*236822	—	Needle Holder (left) with 200125F, for gauges $\frac{1}{8}$ and $\frac{3}{16}$ inch
350187D	14441	Needle Holder (left) Screw
236738	14441	" " " Thread Guide
*236739	—	" " (right) with 200125F, for gauges from $\frac{1}{8}$ to $\frac{3}{16}$ in., in steps of $\frac{1}{32}$ inch
236832	—	Needle Holder 236739 with 236737, in gauges from $\frac{1}{8}$ to $\frac{3}{16}$ in., in steps of $\frac{1}{32}$ inch
*236823	—	Needle Holder (right) with 200125F, for gauges $\frac{1}{8}$ and $\frac{3}{16}$ inch
236833	—	Needle Holder 236823 with 236822, in gauges $\frac{1}{8}$ and $\frac{3}{16}$ inch
200959F	14441	Needle Holder (right) Screw
200125F	14441	" Set Screw
208566	14439	Presser Bar with 200074F
207072	14441	" " Bushing (2)
200352c	14437	" " " Set Screw (2)
208185	14441	" " Lifter
200653c	14441	" " " Hinge Screw

No.	Plate	Name
202340	13234	Presser Bar Lifting Releasing Lever Bracket
200260D	14442	Presser Bar Lifting Releasing Lever Bracket Guide Screw
202342	14442	Presser Bar Lifting Releasing Lever Bracket Spring (spiral)
235901	14442	Presser Bar Position Guide with 200054E
200054E	13201	Presser Bar Position Guide Pinch Screw
210948	14435	Presser Bar Spring (flat)
210949	14442	" " " Bracket with 200086c
200086c	14437	Presser Bar Spring Bracket Pinch Screw
201410F	14442	Presser Bar Spring Regulating Thumb Screw
200948F	14443	Presser Bar Spring Support Screw
236741	14452	" Foot, 46 needle hole, in gauges from $\frac{1}{8}$ to $\frac{3}{16}$ in., in steps of $\frac{1}{32}$ in., for edge stitching on collars
200074F	14442	Presser Foot Screw
236750	14442	Ratchet Wheel with 200389c and 200446c
236751	14442	Ratchet Wheel Driving Bell Crank
236752	14442	" " " Eccentric with 200382c and 200398c
236753	—	Ratchet Wheel Driving Eccentric 236752 with 1697c, 1698c, 200128e, 213740, 222023, 236754 and 236757
213740	14442	Ratchet Wheel Driving Eccentric Cap
200128E	14442	Ratchet Wheel Driving Eccentric Cap Screw
200398c	14442	Ratchet Wheel Driving Eccentric Position Screw
200382c	14436	Ratchet Wheel Driving Eccentric Set Screw
236754	14442	Ratchet Wheel Driving Eccentric Strap
1698c	14440	Ratchet Wheel Driving Eccentric Strap Check Nut
236812	14443	Ratchet Wheel Driving Pawl
200913F	14442	" " " " Hinge Screw
201526H	14442	Ratchet Wheel Driving Pawl Hinge Screw Nut

No.	Plate	Name
236756	14442	Ratchet Wheel Driving Pawl Spring
200126F	14433	" " " " "
		Screw
236757	14443	Ratchet Wheel Driving Pitman ...
679C	14443	" " " " Ball
		Screw Stud
*38443	---	Ratchet Wheel Driving Pitman End
		Bearing
222023	14443	Ratchet Wheel Driving Pitman End
		Bearing 38443 with 679C, 42525
		and two 187E
*42525	---	Ratchet Wheel Driving Pitman End
		Bearing Cap
187E	14440	Ratchet Wheel Driving Pitman End
		Bearing Cap Screw
1697C	14440	Ratchet Wheel Driving Pitman End
		Bearing Check Nut
200446C	14437	Ratchet Wheel Position Screw ...
236758	14443	" " Retaining Pawl
200244E	14443	" " " " Hinge
		Screw
236759	14443	Ratchet Wheel Retaining Pawl
		Spring
200118F	13232	Ratchet Wheel Retaining Pawl
		Spring Screw
350174C	14443	Ratchet Wheel Retaining Pawl
		Tripping Screw Stud
201537H	14440	Ratchet Wheel Retaining Pawl
		Tripping Screw Stud Nut
200389C	14443	Ratchet Wheel Set Screw
236760	14443	" " Spring
201229C	14443	" " Stop Screw
236761	14443	" " " " Bracket
		with 201229C and 201537H
200089E	14443	Ratchet Wheel Stop Screw Bracket
		Screw
201537H	14440	Ratchet Wheel Stop Screw Nut ...
236762	14443	Stitch Index Finger
200161H	14443	" " " Screw
236763	14439	" " Plate (inner)
236904	14443	" " " " Bushing ..
200958C	14441	" " " " " Set
		Screw (2)
236765	14439	Stitch Index Plate (outer)
236766	14443	" " " " Spring ..
236813	14435	" " " Bracket with
		200329C, 201356E, 201533E and
		three 200958C
201405E	14443	Stitch Index Plate Bracket Screw..

No.	Plate	Name
223881	14443	Take-up Lever
202399	14443	" " Driving Stud with
		202277
202277	---	Take-up Lever Driving Stud Oil
		Packing (wick)
202400	14443	Take-up Lever Hinge Stud with
		202423
202423	---	Take-up Lever Hinge Stud Oil
		Packing (wick)
200383C	14433	Take-up Lever Hinge Stud Set
		Screw
202401	---	Take-up Lever Oiling Felt
200132E	14443	" " " " Screw ..
234086	14444	Tension Bracket with two each
		200397H, 201224B and 236060 ...
200159B	14434	Tension Bracket Screw
234047	14443	" " " Socket
200368H	14443	" " " " Set
		Screw
236098	14443	Tension Bracket Thread Guide
200174H	14443	" " " " Screw
234087	---	Tension Bracket complete, Nos.
		200174H, 200978H, 201199F, 223703,
		223706, 223707, 234086, 236098,
		two each 13710, 200309E, 204059,
		204271, 223704, three 201572B and
		four 202402
202402	13234	Tension Disc
236060	14443	" " Position Pin
223703	14444	" Release Lever
234049	14444	" " " Rod
200309E	14444	" " " Screw
223704	14444	" " Plunger
204271	14444	" " Washer
13710	14444	" Spring
201224B	14444	" Stud
201572B	10881	" Thumb Nut
223706	14444	Thread Controller Disc
200978H	---	" " " Screw
223707	14444	" " Spring
234062	14444	" " " Stop
200132E	14443	" " " " Screw ..
201199F	14444	" " Stud with 204925..
200061C	14444	" " " Set Screw
201572B	10881	" " " Thumb Nut ..
204925	14444	" " " Washer
224028	13225	" Guide
210954	14444	" " (lower)
200582H	13232	" " " Screw
202741	14444	" " (upper)

No.	Plate	Name
200397H	---	Thread Guide (upper) Set Screw ..
210956	14444	" Retainer Bracket with 200397H
200582H	13232	" " " Screw (2) ..
202091	14444	" " Sleeve
210993	14444	" " "
202092	14444	" " Spring
223844	14444	" " "
204058	14444	" " Stud
210957	14444	" " "
210958	14444	" " " Collar
200397H	---	" " " Set Screw
200389C	14443	" " " " "
204059	---	Thread Retainer complete, Nos. 202091, 202092 and 204058
210959	---	Thread Retainer (lower) complete, Nos. 210956 to 210958, 210993 and 223844
236770	14449	Throat Plate, 50 needle hole, for needle sizes 14 and 15, in gauges $\frac{1}{8}$ and $\frac{5}{16}$ in., for 236706 and 236707
236815	14449	Throat Plate, 50 needle hole, for needle sizes 14 and 15, in $\frac{3}{16}$ in. gauge, for edge stitching on col- lars, for 236708
236816	14449	Throat Plate, 50 needle hole, for needle sizes 14 and 15, in gauges $\frac{7}{32}$ and $\frac{1}{4}$ in., for edge stitching on collars, for 236707
236818	14450	Throat Plate, 50 needle hole, for needle sizes 14 and 15, in gauges $\frac{3}{16}$, $\frac{1}{8}$, $\frac{1}{4}$ and $\frac{1}{2}$ in., for 236704 ..
200161D	14443	Throat Plate Clamp Screw
202062	14444	" " Position Pin
691E	14444	" " Screw

LIST OF PARTS COMPLETE

FOR

MACHINE No. 112w131

For Two Row Stitching in Fabrics. Has Mechanism for
Disengaging and Automatically Re-engaging the
Left Hand Needle

In gauges from $\frac{1}{16}$ to 1 inch

No.	Plate	Name
*236701	---	Arm with 202135
202247	14434	" Cap
200278H	13201	" " Screw
202248	13201	" " " Washer
236702	14434	" Cover Plate
200126D	14433	" " " Screw
204235	13201	" Position Pin (2)
200004E	13201	" Screw (3)
202005	13201	" " Washer (3)
236703	14435	" Shaft with 200357E and 203100
237748	14434	" " Bushing (back) with 202299
202299	---	Arm Shaft Bushing (back) Oil Packing (wick)
200071E	14433	Arm Shaft Bushing (back) Screw (3)
202245	14434	Arm Shaft Bushing (front) with 202036 and 202260
202260	---	Arm Shaft Bushing (front) Oil Packing (wick)
200502B	13201	Arm Shaft Bushing (front) Oil Packing (wick) Thumb Screw ..
202036	13201	Arm Shaft Bushing (front) Position Pin
200341C	13232	Arm Shaft Bushing (front) Set Screw
224103	14435	Arm Shaft Connection Belt
224200	13276	" " " " Pulley with 200327C, 200602E and two 202253
200602E	13276	Arm Shaft Connection Belt Pulley Position Screw
200327C	13201	Arm Shaft Connection Belt Pulley Set Screw

No.	Plate	Name
202253	13276	Arm Shaft Connection Belt Pulley Spring Flange
224138	14433	Arm Shaft Connection Belt Timing Collar with 200113e
200113e	13276	Arm Shaft Connection Belt Timing Collar Set Screw
224139	14434	Arm Shaft Connection Belt Timing Plate
200164b	13276	Arm Shaft Connection Belt Timing Plate Screw (2)
203100	---	Arm Shaft Oil Packing (wick) ...
200357e	13201	" " " Stop Screw...
224144	14434	Attachment Slide Plate with 213479 and 236061
236061	13276	Attachment Slide Plate Friction Slide
213479	14433	Attachment Slide Plate Friction Slide Spring
235806	14435	Balance Wheel (belt groove 2½ in. diam.) with 200328c and 200335c
200328c	13201	Balance Wheel Position Screw
200335c	13201	" " Set Screw
*224105	---	Bed with 202062
202258	13201	" Hinge Connection (2)
200570e	13232	" " " Screw (4) ...
54897	13276	" Oil Cup
236794	14434	" Slide (back)
200861d	14433	" " " Clamp Screw
223811	13276	" " " Stop
223812	13276	" " " Spring
223853	14434	" " (front)
203208	14433	Bobbin (2)
203210	14433	" Case Base with 202056, 203211 to 203213 and 203216
203211	14433	Bobbin Case Base Latch
*202056	---	" " " " Pin
203212	14433	" " " " Plunger ..
203213	14433	" " " " Spring ..
236780	14433	" " Cap with 200984c, 203214, 203215 and two 200594c..
224004	13225	Bobbin Case Opener
224005	13225	" " " Lever with 201349c, 201542c and 203101
201349c	13232	Bobbin Case Opener Lever Driving Screw Stud
201542c	13232	Bobbin Case Opener Lever Driving Screw Stud Nut
203101	---	Bobbin Case Opener Lever Driving Screw Stud Oil Packing (wick)...

No.	Plate	Name
223622	13232	Bobbin Case Opener Lever Hinge Stud with 202277
202277	---	Bobbin Case Opener Lever Hinge Stud Oil Packing (wick)
200364c	14433	Bobbin Case Opener Lever Hinge Stud Set Screw
223623	13232	Bobbin Case Opener Lever Link ..
200118d	13232	" " " Screw
203214	14433	" " Tension Spring
200984c	14433	" " " " Regulat- ing Screw
200594c	13232	Bobbin Case Tension Spring Screw
203215	14433	" " Thread Guide
200594c	13232	" " " " Screw ..
203216	---	" " Washer (cloth)
236781	---	Bobbin Case complete, Nos. 203210 and 236780
236791	14433	Edge Guide
236792	14433	" " Bracket
200469b	14433	" " " Thumb Screw
228032	14433	" " " " " Washer
200473b	13232	Edge Guide Thumb Screw
202603	14433	" " " " Washer..
236793	---	Edge Guide complete, Nos. 200473b, 202603, 236791 and 236792
236795	14435	Face Plate
202135	13232	" " Position Pin
200462b	13232	" " Thumb Screw
224050	14436	Feed Bar with 200336e and 201535e
224051	---	" " 224050 with 200189c, 224052 and 225837
201223c	13232	Feed Bar Hinge Screw (driving) ..
201518e	13232	" " " " Nut
236907	14450	" Dog, for 236923
236910	14452	" " " 236929
200166e	13232	" " Screw (2)
200336e	13276	" " Support Screw
201535e	13232	" " " " Nut
224106	14434	" Driving Connection with 200049d and 202277
201407c	14433	Feed Driving Connection Hinge Screw
201517d	13232	Feed Driving Connection Hinge Screw Nut
206758	---	Feed Driving Connection Hinge Screw Oil Packing (wick)
202277	---	Feed Driving Connection Oil Pack- ing (wick)

No.	Plate	Name
200049D	13232	Feed Driving Connection Pinch Screw
202300	14436	Feed Driving Eccentric Regulating Bracket
224140	—	Feed Driving Eccentric Regulating Bracket 202300 with 224200, two each 201408c and 201525e
201408c	14433	Feed Driving Eccentric Regulating Bracket Hinge Screw
201525e	14433	Feed Driving Eccentric Regulating Bracket Hinge Screw Nut
202301	14433	Feed Driving Eccentric Regulating Bracket Plunger
202595	14433	Feed Driving Eccentric Regulating Bracket Plunger Spring
200607c	14433	Feed Driving Eccentric Regulating Bracket Plunger Spring Stop Screw
201408c	14433	Feed Driving Eccentric Regulating Bracket Stop Screw
201525e	14433	Feed Driving Eccentric Regulating Bracket Stop Screw Nut
200429c	14433	Feed Driving Eccentric Regulating Screw
200383c	14433	Feed Driving Eccentric Regulating Screw Check Screw
223650	13213	Feed Driving Rock Shaft
223651	—	" " " " 223650 with 201223c, 201518e and 224051
224141	14433	Feed Driving Rock Shaft Crank with 200019e
200019e	14433	Feed Driving Rock Shaft Crank Pinch Screw
202625	14433	Feed Driving Rock Shaft Stop Collar with two 200383c (2)
200383c	14433	Feed Driving Rock Shaft Stop Collar Set Screw
224154	14437	Feed Lifting Cam with 201220c ...
224052	13276	" " " " Fork with 200173b and 223655
200189c	13276	Feed Lifting Cam Fork Screw
225837	13276	" " " " " Washer
223655	—	Feed Lifting Cam Oiling Felt
200173D	13276	" " " " " Screw
201220c	13276	" " " " Set Screw
224151	14436	" Regulating Spindle with 202311, 202443, 202619 and 210554

No.	Plate	Name
*202311	—	Feed Regulating Spindle Head
202443	13276	" " " " Pin
202619	13276	" " " " Position Pin
210554	13276	Feed Regulating Spindle Spring (flat)
*224016	—	Hook (sewing)
224115	14445	" 224016 with 224025, 224100, two each 200590u and 201253e ..
236931	—	Hook and Bobbin Case complete, Nos. 224115 and 236781
224019	13225	Hook Bushing (lower) (bronze) ..
200364c	14433	" " " Set Screw ...
224020	13225	" " (upper) (bronze)
200446c	14437	" " " Position Screw
223867	13234	" Driving Gear (spiral) with 200362c and 201222a (2)
201222c	13234	Hook Driving Gear Position Screw
200362c	13234	" " " Set Screw
224021	13225	" " Pinion (spiral) with two 200382c
200382c	14436	Hook Driving Pinion Set Screw ..
224022	13225	" " " Thrust Washer
224110	14435	" " Shaft
224111	14436	" " " Bushing with 202244
202244	—	Hook Driving Shaft Bushing Oil Packing (wick)
200327c	13201	Hook Driving Shaft Bushing Set Screw
224112	14436	Hook Driving Shaft Connection Belt Pulley with 202253 and two 201254c
201254c	14437	Hook Driving Shaft Connection Set Screw
202253	13276	Hook Driving Shaft Connection Belt Pulley Spring Flange
224100	14445	Hook Gib
201253e	13234	" " Screw
224023	14436	" Saddle (left) with 200009e, 200446c, 224019, 224020 and two 200364c
224024	14436	Hook Saddle (right) with 200009e, 200446c, 224019, 224020 and two 200364c
223680	14436	Hook Saddle Bearing (left)
200327c	13201	" " " " Set Screw
223681	14436	" " " (right)
200335c	13201	" " " " Set Screw

No.	Plate	Name
223682	14435	Hook Saddle Oil Guard
223814	-----	" " " " Felt
200096D	13234	" " " " Screw (2) ..
200009E	13234	" " " " Pinch Screw
200006E	13234	" " " " Screw (2)
225585	13234	" " " " Washer (2)
236932	-----	Hook Saddle (left) complete, Nos. 200118D, 223622, 223623, 224004, 224005, 224021 to 224023 and 236931
236933	-----	Hook Saddle (right) complete, Nos. 200118D, 223622, 223623, 224004, 224005, 224021, 224022, 224024 and 236931
224025	13225	Hook Washer
200590H	14437	" " " " Screw
208490	14438	Knee Lifter Connection Lever
200238H	14437	" " " " " Hinge Screw
223684	14438	Knee Lifter Connection Lever Lift- ing Rod with 202302
202302	13234	Knee Lifter Connection Lever Lift- ing Rod Cotter Pin
206628	14437	Knee Lifter Connection Lever Lift- ing Rod Spring
227227	14437	Knee Lifter Connection Lever Lift- ing Rod Spring Collar with 200113E
200113E	13276	Knee Lifter Connection Lever Lift- ing Rod Spring Collar Set Screw
223685	14438	Knee Lifter Lifting Lever
200262H	14437	" " " " " Hinge Screw
*236834	-----	Needle Bar (left)
*236835	-----	" " (right)
236836	-----	" " 236835 with 236834 ...
236936	14438	Needle Bar complete, in gauges from $\frac{13}{32}$ to 1 in., in steps of $\frac{1}{32}$ in., Nos. 200959E, 236738, 236836, 236935 and two 350187D
236713	14438	Needle Bar Bushing (lower)
236799	14438	" " " (upper)
200352C	14437	" " " " Set Screw (2) ..
202552	13234	" " " " Connecting Link
236073	14437	" " " " " Oil Guard
201183D	14437	Needle Bar Connecting Link Oil Guard Screw
202333	14437	Needle Bar Connecting Link Stud with 202254

No.	Plate	Name
202254	-----	Needle Bar Connecting Link Stud Oil Packing (wick)
200374C	13234	Needle Bar Connecting Link Stud Set Screw
200383C	14433	Needle Bar Connecting Link Stud Set Screw
236715	14437	Needle Bar Connecting Stud with 202330 and two 200086C
202330	-----	Needle Bar Connecting Stud Oil Packing (wick)
200086C	14437	Needle Bar Connecting Stud Pinch Screw
236800	14438	Needle Bar Crank with 200335C, 200374C, 200383C, 200428C and 202333
236801	-----	Needle Bar Crank 236800 with 202399, 202400, 202552, 223881 and 236715
203172	14437	Needle Bar Crank Friction Washer
200428C	14437	" " " " Position Screw .
200335C	13201	" " " " Set Screw
236802	14435	" " " " Disengaging Bell Crank
204443	14437	" " " " " " Spring
203060	14437	Needle Bar Disengaging Bell Crank Spring Hook
236804	14437	Needle Bar Disengaging Bell Crank Stop Plate
200098E	14437	Needle Bar Disengaging Bell Crank Stop Plate Screw (2)
236806	14439	Needle Bar Disengaging Spring
200288H	14437	" " " " " " Screw
236807	14437	Needle Bar Disengaging Trip Lever with 201356E, 350173C, 350174C and two 201537H
1478H	14437	Needle Bar Disengaging Trip Lever Hinge Screw
236808	14440	Needle Bar Disengaging Trip Lever Lock Lever
236785	14440	Needle Bar Disengaging Trip Lever Lock Lever Adjusting Block ...
200076D	14440	Needle Bar Disengaging Trip Lever Lock Lever Adjusting Block Screw
350176D	14440	Needle Bar Disengaging Trip Lever Lock Lever Adjusting Thumb Screw

No.	Plate	Name
236809	—	Needle Bar Disengaging Trip Lever Lock Lever complete, Nos. 200076D, 236785, 236808 and 350176D
1301c	14440	Needle Bar Disengaging Trip Lever Lock Lever Hinge Screw
204225	14440	Needle Bar Disengaging Trip Lever Lock Lever Spring
236723	14440	Needle Bar Disengaging Trip Lever Lock Lever Spring Plunger
350173c	14440	Needle Bar Disengaging Trip Lever Locking Screw Stud
201537H	14440	Needle Bar Disengaging Trip Lever Locking Screw Stud Nut
236724	14440	Needle Bar Disengaging Trip Lever Pitman
236725	—	Needle Bar Disengaging Trip Lever Pitman 236724 with 1697c, 1698c, 38446 and 250143
*38444	—	Needle Bar Disengaging Trip Lever Pitman End Bearing (back)
38446	14440	Needle Bar Disengaging Trip Lever Pitman End Bearing 38444 with 42524, 50016c and two 187E
50016c	14440	Needle Bar Disengaging Trip Lever Pitman End Bearing (back) Ball Screw Stud
*42524	—	Needle Bar Disengaging Trip Lever Pitman End Bearing (back) Cap
187E	14440	Needle Bar Disengaging Trip Lever Pitman End Bearing (back) Cap Screw
1698c	14440	Needle Bar Disengaging Trip Lever Pitman End Bearing (back) Check Nut
*38443	—	Needle Bar Disengaging Trip Lever Pitman End Bearing (front)
250143	14440	Needle Bar Disengaging Trip Lever Pitman End Bearing 38443 with 42525, 201449c and two 187E
201449c	14440	Needle Bar Disengaging Trip Lever Pitman End Bearing (front) Ball Screw Stud
*42525	—	Needle Bar Disengaging Trip Lever Pitman End Bearing (front) Cap
187E	14440	Needle Bar Disengaging Trip Lever Pitman End Bearing (front) Cap Screw

No.	Plate	Name
1697c	14440	Needle Bar Disengaging Trip Lever Pitman End Bearing (front) Check Nut
236726	14440	Needle Bar Disengaging Trip Lever Unlocking Lever with 200444c and 201052c
200444c	14440	Needle Bar Disengaging Trip Lever Unlocking Lever Position Screw
201052c	14440	Needle Bar Disengaging Trip Lever Unlocking Lever Set Screw
236727	14440	Needle Bar Disengaging Trip Lever Unlocking Lever Shaft
236810	14440	Needle Bar Disengaging Trip Lever Spring
201356E	14440	Needle Bar Disengaging Trip Lever Spring Screw Stud (2)
200329c	14440	Needle Bar Disengaging Trip Lever Stop Screw
201533E	14440	Needle Bar Disengaging Trip Lever Stop Screw Nut
236840	14440	Needle Bar Locking Pin
236729	14440	" " " " Disengag- ing Lever
350191c	14440	Needle Bar Locking Pin Disengag- ing Lever Hinge Screw
236730	14441	Needle Bar Locking Pin Disengag- ing Lever Link
350188c	14441	Needle Bar Locking Pin Disengag- ing Lever Screw Stud
1520J	14441	Needle Bar Locking Pin Disengag- ing Lever Screw Stud Nut
236841	14441	Needle Bar Locking Pin Slide with 223847
223847	—	Needle Bar Locking Pin Slide Oil Packing (wick)
236842	14441	Needle Bar Retaining Spring (flat)
200082D	10881	" " " " Screw (2)
24930	14441	Needle Bar Stop with 23548
24931	14441	" " " Bracket with 191F
236811	14441	" " " " Bar
200958c	14441	" " " " " Set Screw
191F	14441	Needle Bar Stop Bracket Set Screw
24933	14441	" " " Collar with 175D..
175D	14441	" " " " Clamping Screw
23474	14441	Needle Bar Stop Collar Washer (rawhide)

No.	Plate	Name
23548	14441	Needle Bar Stop Plug (fibre)
25478	14441	" " " Spring
*236912	---	" Holder (left) with 200141F, for gauges from $\frac{1}{32}$ to 1 in., in steps of $\frac{1}{32}$ inch
350187D	14441	Needle Holder (left) Screw
236738	14441	" " " Thread Guide
*236913	---	" " (right) with 200141F, for gauges from $\frac{1}{32}$ to 1 in., in steps of $\frac{1}{32}$ inch
236935	---	Needle Holder 236913 with 236912, in gauges from $\frac{1}{32}$ to 1 in., in steps of $\frac{1}{32}$ inch
200959F	14441	Needle Holder (right) Screw
200141F	14445	" Set Screw
208566	14439	Presser Bar with 200074F
207072	14441	" " Bushing (2)
200352c	14437	" " " Set Screw (2)
208185	14441	" " Lifter
200653c	14441	" " " Hinge Screw ...
202340	13234	" " Lifting Releasing Lev- er Bracket
200260D	14442	Presser Bar Lifting Releasing Lev- er Bracket Guide Screw
202342	14442	Presser Bar Lifting Releasing Lev- er Bracket Spring (spiral)
235901	14442	Presser Bar Position Guide with 200054E
200054E	13201	Presser Bar Position Guide Pinch Screw
210948	14435	Presser Bar Spring (flat)
210949	14442	" " " Bracket with 200086c
200086c	14437	Presser Bar Spring Bracket Pinch Screw
201410F	14442	Presser Bar Spring Regulating Thumb Screw
200948F	14443	Presser Bar Spring Support Screw
236914	14452	" Foot, 46 needle hole, in gauges from $\frac{1}{32}$ to $\frac{1}{2}$ in., in steps of $\frac{1}{32}$ inch
236915	14452	Presser Foot, 46 needle hole, in gauges $\frac{1}{32}$ and $\frac{1}{2}$ inch
200074F	14442	Presser Foot Screw
236901	14445	Ratchet Wheel with 200389c and 200446c
236751	14442	Ratchet Wheel Driving Bell Crank
236752	14442	" " " Eccentric with 200382c and 200398c

No.	Plate	Name
236753	---	Ratchet Wheel Driving Eccentric 236752 with 1697c, 1698c, 200128E, 213740, 222023, 236754 and 236757
213740	14442	Ratchet Wheel Driving Eccentric Cap
200128E	14442	Ratchet Wheel Driving Eccentric Cap Screw
200398c	14442	Ratchet Wheel Driving Eccentric Position Screw
200382c	14436	Ratchet Wheel Driving Eccentric Set Screw
236754	14442	Ratchet Wheel Driving Eccentric Strap
1698c	14440	Ratchet Wheel Driving Eccentric Strap Check Nut
236812	14443	Ratchet Wheel Driving Pawl
200913F	14442	" " " " Hinge Screw
201526H	14442	Ratchet Wheel Driving Pawl Hinge Screw Nut
236756	14442	Ratchet Wheel Driving Pawl Spring
200126F	14433	" " " " " " Screw
236757	14443	Ratchet Wheel Driving Pitman ...
679c	14443	" " " " Ball Screw Stud
*38443	---	Ratchet Wheel Driving Pitman End Bearing
222023	14443	Ratchet Wheel Driving Pitman End Bearing 38443 with 679c, 42525 and two 187E
*42525	---	Ratchet Wheel Driving Pitman End Bearing Cap
187E	14440	Ratchet Wheel Driving Pitman End Bearing Cap Screw
1697c	14440	Ratchet Wheel Driving Pitman End Bearing Check Nut
200446c	14437	Ratchet Wheel Position Screw
236758	14443	" " Retaining Pawl
200244E	14443	" " " " Hinge Screw
236759	14443	Ratchet Wheel Retaining Pawl Spring
200118F	13232	Ratchet Wheel Retaining Pawl Spring Screw
350174c	14443	Ratchet Wheel Retaining Pawl Tripping Screw Stud
201537H	14440	Ratchet Wheel Retaining Pawl Tripping Screw Stud Nut

No.	Plate	Name
200389c	14443	Ratchet Wheel Set Screw
236760	14443	" " Spring
236902	14445	" " Stop
200089E	14443	" " " Screw
236762	14443	Stitch Index Finger
200161H	14443	" " " Screw
236903	14439	" " Plate (inner)
236904	14443	" " " Bushing ..
200958c	14441	" " " " Set Screw (2)
236765	14439	Stitch Index Plate (outer)
236766	14443	" " " " Spring ..
236813	14435	" " " Bracket with 200329c, 201356E, 201533E and three 200958c
201405E	14443	Stitch Index Plate Bracket Screw..
223881	14443	Take-up Lever
202399	14443	" " Driving Stud with 202277
202277	---	Take-up Lever Driving Stud Oil Packing (wick)
202400	14443	Take-up Lever Hinge Stud with 202423
202423	---	Take-up Lever Hinge Stud Oil Packing (wick)
200383c	14433	Take-up Lever Hinge Stud Set Screw
202401	---	Take-up Lever Oiling Felt
200132E	14443	" " " " Screw..
234086	14444	Tension Bracket with two each 200397H, 201224B and 236060 ...
200159B	14434	Tension Bracket Screw
234047	14443	" " " Socket
200368H	14443	" " " " Set Screw
236098	14443	Tension Bracket Thread Guide
200174H	14443	" " " " Screw
234087	---	Tension Bracket complete, Nos. 200174H, 200978H, 201199F, 223703, 223706, 223707, 234086, 236098, two each 13710, 200309E, 204059, 204271, 223704, three 201572B and four 202402
202402	13234	Tension Disc
236060	14443	" " Position Pin
223703	14444	" Release Lever
234049	14444	" " " Rod
200309E	14444	" " " Screw
223704	14444	" " Plunger
204271	14444	" " Washer

No.	Plate	Name
13710	14444	Tension Spring
201224B	14444	" Stud
201572B	10881	" Thumb Nut
223706	14444	Thread Controller Disc
200978H	---	" " " Screw
223707	14444	" " Spring
234062	14444	" " " Stop
200132E	14443	" " " " Screw..
201199F	14444	" " Stud with 204925 ..
200061c	14444	" " " Set Screw ...
201572B	10881	" " " Thumb Nut ..
204925	14444	" " " Washer
224028	13225	" Guide
210954	14444	" " (lower)
200582H	13232	" " " Screw
210955	14445	" " (upper)
200582H	13232	" " " Screw (2)
223710	14445	" Retainer Bracket with 200397H
236934	14445	" " " Plate, for use on machines in gauges from $\frac{1}{8}$ to $\frac{3}{8}$ inch
200582H	13232	Thread Retainer Bracket Plate Screw (2), for use on machines in gauges from $\frac{1}{8}$ to $\frac{3}{8}$ inch
200582H	13232	Thread Retainer Bracket Screw (2)
200583H	14445	" " " " ...
202091	14444	" " Sleeve
210993	14444	" " "
202092	14444	" " Spring
223844	14444	" " "
204058	14444	" " Stud
210957	14444	" " "
210958	14444	" " " Collar
200397H	---	" " " Set Screw
200389c	14443	" " " " "
204059	---	Thread Retainer complete, Nos. 202091, 202092 and 204058
223711	---	Thread Retainer (lower) complete, Nos. 210957, 210958, 210993, 223710 and 223844
236923	14450	Throat Plate, 46 needle hole, for needle sizes 16 and 18, in gauges from $\frac{1}{2}$ to $\frac{5}{8}$ in., in steps of $\frac{1}{32}$ in., for 236907
236929	14450	Throat Plate, 46 needle hole, for needle sizes 16 and 18, in 1 in. gauge, for 236910
200161D	14443	Throat Plate Clamp Screw
202062	14444	" " Position Pin
691E	14444	" " Screw

LIST OF PARTS COMPLETE
FOR
MACHINE No. 112w135

For Two Row Stitching in Light and Medium Weight
 Leather. Has Mechanism for Disengaging and
 Automatically Re-engaging the Left
 Hand Needle
 In gauges from $\frac{3}{8}$ to $\frac{1}{4}$ inch

No.	Plate	Name
*236701	—	Arm with 202135
202247	14434	" Cap
200278H	13201	" " Screw
202248	13201	" " " Washer
236702	14434	" Cover Plate
200126D	14433	" " " Screw
204235	13201	" Position Pin (2)
200004E	13201	" Screw (3)
202005	13201	" Washer (3)
236703	14435	" Shaft with 200357E and 203100
237748	14434	" " Bushing (back) with 202299
202299	—	Arm Shaft Bushing (back) Oil Packing (wick)
200071E	14433	Arm Shaft Bushing (back) Screw (3)
202245	14434	Arm Shaft Bushing (front) with 202036 and 202260
202260	—	Arm Shaft Bushing (front) Oil Packing (wick)
200502B	13201	Arm Shaft Bushing (front) Oil Packing Thumb Screw
202036	13201	Arm Shaft Bushing (front) Position Pin
200341C	13232	Arm Shaft Bushing (front) Set Screw
224103	14435	Arm Shaft Connection Belt
224200	13276	" " " " Pulley with 200327c, 200602E and two 202253
200602E	13276	Arm Shaft Connection Belt Pulley Position Screw

No.	Plate	Name
200327c	13201	Arm Shaft Connection Belt Pulley Set Screw
202253	13276	Arm Shaft Connection Belt Pulley Spring Flange
224138	14433	Arm Shaft Connection Belt Timing Collar with 200113F
200113F	13276	Arm Shaft Connection Belt Timing Collar Set Screw
224139	14434	Arm Shaft Connection Belt Timing Plate
200164B	13276	Arm Shaft Connection Belt Timing Plate Screw (2)
203100	—	Arm Shaft Oil Packing (wick) ...
200357E	13201	" " " " Stop Screw
224144	14434	Attachment Slide Plate with 213479 and 236061
236061	13276	Attachment Slide Plate Friction Slide
213479	14433	Attachment Slide Plate Friction Slide Spring
235806	14435	Balance Wheel (belt groove $2\frac{1}{2}$ in. diam.) with 200328c and 200335c
200328c	13201	Balance Wheel Position Screw ...
200335c	13201	" " Set Screw
*224105	—	Bed with 202062
202258	13201	" Hinge Connection (2)
200570E	13232	" " " Screw (4) ...
54897	13276	" Oil Cup
236794	14434	" Slide (back)
223811	13276	" " " Stop
223812	13276	" " " " Spring
223853	14434	" " (front)
203208	14433	Bobbin (2)
203210	14433	" Case Base with 202056, 203211 to 203213 and 203216
203211	14433	Bobbin Case Base Latch
*202056	—	" " " " Pin
203212	14433	" " " " Plunger ...
203213	14433	" " " " Spring ...
236780	14433	" " Cap with 200984c, 203214, 203215 and two 200594c...
224004	13225	Bobbin Case Opener
224005	13225	" " " Lever with 201349c, 201542c and 203101 ...
201349c	13232	Bobbin Case Opener Lever Driving Screw Stud
201542c	13232	Bobbin Case Opener Lever Driving Screw Stud Nut
203101	—	Bobbin Case Opener Lever Driving Screw Stud Oil Packing (wick)...

No.	Plate	Name
223622	13232	Bobbin Case Opener Lever Hinge Stud with 202277
202277	----	Bobbin Case Opener Lever Hinge Stud Oil Packing (wick)
200564c	14433	Bobbin Case Opener Lever Hinge Stud Set Screw
223623	13232	Bobbin Case Opener Lever Link ..
200118d	13232	" " " Screw
203214	14433	" " Tension Spring
200984c	14433	" " " " Regulat- ing Screw
200594c	13232	Bobbin Case Tension Spring Screw
203215	14433	" " Thread Guide
200594c	13232	" " " " Screw ..
203216	----	" " Washer (cloth)
236781	----	Bobbin Case complete, Nos. 203210 and 236780
236795	14435	Face Plate
202135	13232	" " Position Pin
200462b	13232	" " Thumb Screw
224050	14436	Feed Bar with 200336E and 201535E
224051	----	" " 224050 with 200189c, 224052 and 225837
201223c	13232	Feed Bar Hinge Screw (driving) ..
201518E	13232	" " " " Nut
211805	14451	" Dog, for 236969
212117	14451	" " " 236964
212148	14451	" " " 236967
212154	14451	" " " 236968
236706	14451	" " " 236770
236707	14450	" " " 236770
200106E	13232	" " Screw (2)
200336E	13276	" " Support Screw
201535E	13232	" " " " Nut
224106	14434	" Driving Connection with 200049d and 202277
201407c	14433	Feed Driving Connection Hinge Screw
201517d	13232	Feed Driving Connection Hinge Screw Nut
206758	----	Feed Driving Connection Hinge Screw Oil Packing (wick)
202277	----	Feed Driving Connection Oil Pack- ing (wick)
200049d	13232	Feed Driving Connection Pinch Screw
202300	14436	Feed Driving Eccentric Regulating Bracket

No.	Plate	Name
224140	----	Feed Driving Eccentric Regulating Bracket 202300 with 224200, two each 201408c and 201525E
201408c	14433	Feed Driving Eccentric Regulating Bracket Hinge Screw
201525E	14433	Feed Driving Eccentric Regulating Bracket Hinge Screw Nut
202301	14433	Feed Driving Eccentric Regulating Bracket Plunger
202595	14433	Feed Driving Eccentric Regulating Bracket Plunger Spring
200607c	14433	Feed Driving Eccentric Regulating Bracket Plunger Spring Stop Screw
201408c	14433	Feed Driving Eccentric Regulating Bracket Stop Screw
201525E	14433	Feed Driving Eccentric Regulating Bracket Stop Screw Nut
200429c	14433	Feed Driving Eccentric Regulating Screw
200383c	14433	Feed Driving Eccentric Regulating Screw Check Screw
223650	13213	Feed Driving Rock Shaft
223651	----	" " " " 223650 with 201223c, 201518E and 224051
224141	14433	Feed Driving Rock Shaft Crank with 200019E
200019E	14433	Feed Driving Rock Shaft Crank Pinch Screw
202625	14433	Feed Driving Rock Shaft Stop Col- lar with two 200383c (2)
200383c	14433	Feed Driving Rock Shaft Stop Col- lar Set Screw
224154	14437	Feed Lifting Cam with 201220c ..
224052	13276	" " " Fork with 200173d and 223655
200189c	13276	Feed Lifting Cam Fork Screw
225837	13276	" " " " " Washer
223655	----	Feed Lifting Cam Oiling Felt
200173d	13276	" " " " " Screw
201220c	13276	" " " Set Screw
224151	14436	" Regulating Spindle with 202311, 202443, 202619 and 210554
*202311	----	Feed Regulating Spindle Head
202443	13276	" " " " Pin
202619	13276	" " " " Posi- tion Pin
210554	13276	Feed Regulating Spindle Spring (flat)

No.	Plate	Name
*224016	----	Hook (sewing)
224017	13225	" 224016 with 203525, 224025, two each 200590n and 201253F
236782	----	Hook and Bobbin Case complete, Nos. 224017 and 236781
224019	13225	Hook Bushing (lower) (bronze) ..
200364c	14433	" " " Set Screw ...
224020	13225	" " (upper) (bronze)
200446c	14437	" " " Position Screw
223867	13234	" Driving Gear (spiral) with 200362c and 201222c (2)
201222c	13234	Hook Driving Gear Position Screw
200362c	13234	" " " Set Screw
224021	13225	" " Pinion (spiral) with two 200382c
200382c	14436	Hook Driving Pinion Set Screw ..
224022	13225	" " " Thrust Washer
224110	14435	" " Shaft
224111	14436	" " " Bushing with 202244
202244	----	Hook Driving Shaft Bushing Oil Packing (wick)
200327c	13201	Hook Driving Shaft Bushing Set Screw
224112	14436	Hook Driving Shaft Connection Belt Pulley with 202253 and two 201254c
201254c	14437	Hook Driving Shaft Connection Belt Pulley Set Screw
202253	13276	Hook Driving Shaft Connection Belt Pulley Spring Flange
203525	13234	Hook Gib
201253F	13234	" " Screw
224023	14436	" Saddle (left) with 200009E, 200446c, 224019, 224020 and two 200364c
224024	14436	Hook Saddle (right) with 200009E, 200446c, 224019, 224020 and two 200364c
223680	14436	Hook Saddle Bearing (left)
200327c	13201	" " " " Set Screw
223681	14436	Hook Saddle Bearing (right)
200335c	13201	" " " " Set Screw
223682	14435	Hook Saddle Oil Guard
223814	----	" " " " Felt
200096D	13234	" " " " Screw (2) ..
200009E	13234	" " Pinch Screw

No.	Plate	Name
200006E	13234	Hook Saddle Screw (2)
225585	13234	" " " Washer (2) ...
236783	----	Hook Saddle (left) complete, Nos. 200118D, 223622, 223623, 224004, 224005, 224021 to 224023 and 236782
236784	----	Hook Saddle (right) complete, Nos. 200118D, 223622, 223623, 224004, 224005, 224021, 224022, 224024 and 236782
224025	13225	Hook Washer
200590n	14437	" " Screw
208490	14438	Knee Lifter Connection Lever
200238H	14437	" " " " Hinge Screw
223684	14438	Knee Lifter Connection Lever Lift- ing Rod with 202302
202302	13234	Knee Lifter Connection Lever Lift- ing Rod Cotter Pin
206628	14437	Knee Lifter Connection Lever Lift- ing Rod Spring
227227	14437	Knee Lifter Connection Lever Lift- ing Rod Spring Collar with 200113F
200113F	13276	Knee Lifter Connection Lever Lift- ing Rod Spring Collar Set Screw
223685	14438	Knee Lifter Lifting Lever
200262H	14437	" " " " Hinge .. Screw
*236834	----	Needle Bar (left)
*236835	----	" " (right)
236836	----	" " 236835 with 236834 ...
236971	14438	Needle Bar complete, in gauges from $\frac{3}{32}$ to $\frac{1}{4}$ in., in steps of $\frac{1}{64}$ in., Nos. 200959F, 236836, 236953, 236970 and two 350189D
236713	14438	Needle Bar Bushing (lower)
236799	14438	" " " (upper)
200352c	14437	" " " Set Screw (2) ..
202552	13234	" " Connecting Link
236073	14437	" " " " Oil Guard
201183D	14437	Needle Bar Connecting Link Oil Guard Screw
202333	14437	Needle Bar Connecting Link Stud with 202254
202254	----	Needle Bar Connecting Link Stud Oil Packing (wick)
200374c	13234	Needle Bar Connecting Link Stud Set Screw

No.	Plate	Name
200383c	14433	Needle Bar Connecting Link Stud Set Screw
236715	14437	Needle Bar Connecting Stud with 202330 and two 200086c
202330	—	Needle Bar Connecting Stud Oil Packing (wick)
200086c	14437	Needle Bar Connecting Stud Pinch Screw
236800	14438	Needle Bar Crank with 200335c, 200374c, 200383c, 200428c and 202333
236801	—	Needle Bar Crank 236800 with 202399, 202400, 202552, 223881 and 236715
203172	14437	Needle Bar Crank Friction Washer
200428c	14437	" " " Position Screw ..
200335c	13201	" " " Set Screw
236802	14435	" " Disengaging Bell Crank
204443	14437	" " " " " " Spring
203060	14437	Needle Bar Disengaging Bell Crank Spring Hook
236804	14437	Needle Bar Disengaging Bell Crank Stop Plate
200098E	14437	Needle Bar Disengaging Bell Crank Stop Plate Screw (2)
236807	14437	Needle Bar Disengaging Trip Lever with 201356E, 350173c, 350174c and two 201537u
1478u	14437	Needle Bar Disengaging Trip Lever Hinge Screw
236808	14440	Needle Bar Disengaging Trip Lever Lock Lever
236785	14440	Needle Bar Disengaging Trip Lever Lock Lever Adjusting Block ...
200076D	14440	Needle Bar Disengaging Trip Lever Lock Lever Adjusting Block Screw
350176D	14440	Needle Bar Disengaging Trip Lever Lock Lever Adjusting Thumb Screw
236809	—	Needle Bar Disengaging Trip Lever Lock Lever complete, Nos. 200076D, 236785, 236808 and 350176D
1301c	14440	Needle Bar Disengaging Trip Lever Lock Lever Hinge Screw
204225	14440	Needle Bar Disengaging Trip Lever Lock Lever Spring

No.	Plate	Name
236723	14440	Needle Bar Disengaging Trip Lever Lock Lever Spring Plunger
350173c	14440	Needle Bar Disengaging Trip Lever Locking Screw Stud
201537u	14440	Needle Bar Disengaging Trip Lever Locking Screw Stud Nut
236724	14440	Needle Bar Disengaging Trip Lever Pitman
236725	—	Needle Bar Disengaging Trip Lever Pitman 236724 with 1697c, 1698c, 38446 and 250143
*38444	—	Needle Bar Disengaging Trip Lever Pitman End Bearing (back) ...
38446	14440	Needle Bar Disengaging Trip Lever Pitman End Bearing 38444 with 42524, 50016c and two 187E
50016c	14440	Needle Bar Disengaging Trip Lever Pitman End Bearing (back) Ball Screw Stud
*42524	—	Needle Bar Disengaging Trip Lever Pitman End Bearing (back) Cap
187E	14440	Needle Bar Disengaging Trip Lever Pitman End Bearing (back) Cap Screw
1698c	14440	Needle Bar Disengaging Trip Lever Pitman End Bearing (back) Check Nut
*38443	—	Needle Bar Disengaging Trip Lever Pitman End Bearing (front)
250143	14440	Needle Bar Disengaging Trip Lever Pitman End Bearing 38443 with 42525, 201449c and two 187E
201449c	14440	Needle Bar Disengaging Trip Lever Pitman End Bearing (front) Ball Screw Stud
*42525	—	Needle Bar Disengaging Trip Lever Pitman End Bearing (front) Cap
187E	14440	Needle Bar Disengaging Trip Lever Pitman End Bearing (front) Cap Screw
1697c	14440	Needle Bar Disengaging Trip Lever Pitman End Bearing (front) Check Nut
236726	14440	Needle Bar Disengaging Trip Lever Unlocking Lever with 200444c and 201052c
200444c	14440	Needle Bar Disengaging Trip Lever Unlocking Lever Position Screw
201052c	14440	Needle Bar Disengaging Trip Lever Unlocking Lever Set Screw

No.	Plate	Name
236727	14440	Needle Bar Disengaging Trip Lever Unlocking Lever Shaft
236810	14440	Needle Bar Disengaging Trip Lever Spring
201356E	14440	Needle Bar Disengaging Trip Lever Spring Screw Stud (2)
200329C	14440	Needle Bar Disengaging Trip Lever Stop Screw
201533E	14440	Needle Bar Disengaging Trip Lever Stop Screw Nut
236840	14440	Needle Bar Locking Pin
236729	14440	" " " " Disengag- ing Lever
350191C	14440	Needle Bar Locking Pin Disengag- ing Lever Hinge Screw
236730	14441	Needle Bar Locking Pin Disengag- ing Lever Link
350188C	14441	Needle Bar Locking Pin Disengag- ing Lever Screw Stud
1520D	14441	Needle Bar Locking Pin Disengag- ing Lever Screw Stud Nut
236841	14441	Needle Bar Locking Pin Slide with 223847
223847	---	Needle Bar Locking Pin Slide Oil Packing (wick)
236842	14441	Needle Bar Retaining Spring (flat)
200082D	10881	Needle Bar Retaining Spring Screw (2)
24930	14441	Needle Bar Stop with 23548
24931	14441	" " " Bracket with 191F
236811	14441	" " " " Bar
200958C	14441	" " " " " Set Screw
191F	14441	Needle Bar Stop Bracket Set Screw
24933	14441	Needle Bar Stop Collar with 175D
175D	14441	" " " " Clamping Screw
23474	14441	Needle Bar Stop Collar Washer (rawhide)
23548	14441	Needle Bar Stop Plug (fibre)
25478	14441	" " " Spring
*236952	---	" Holder (left) with 200389C, for gauges from $\frac{3}{16}$ to $\frac{1}{4}$ in. in steps of $\frac{1}{32}$ inch
350189D	14445	Needle Holder (left) Screw
236953	14445	" " " Thread Guide

No.	Plate	Name
*235954	---	Needle Holder (right) with 200125F, for gauges from $\frac{3}{16}$ to $\frac{1}{4}$ in. in steps of $\frac{1}{32}$ inch
236970	---	Needle Holder 236954 with 236952, in gauges from $\frac{3}{16}$ to $\frac{1}{4}$ in. in steps of $\frac{1}{32}$ inch
200959E	14441	Needle Holder (right) Screw
200389C	14443	" Set Screw (left)
200125F	14441	" " " (right)
207072	14441	Presser Bar Bushing (2)
200352C	14437	" " " Set Screw (2)
203185	14441	" " Lifter
200653C	14441	" " " Hinge Screw ...
202340	13234	" " Lifting Releasing Lev- er Bracket
200260D	14442	Presser Bar Lifting Releasing Lev- er Bracket Guide Screw
202342	14442	Presser Bar Lifting Releasing Lev- er Bracket Spring (spiral)
235901	14442	Presser Bar Position Guide with 200054E
200054E	13201	Presser Bar Position Guide Pinch Screw
210948	14435	Presser Bar Spring (flat)
210949	14442	" " " Bracket with 200086C
200086C	14437	Presser Bar Spring Bracket Pinch Screw
201410E	14442	Presser Bar Spring Regulating Thumb Screw
200948E	14443	Presser Bar Spring Support Screw
236750	14442	Ratchet Wheel with 200389C and 200446C
236751	14442	Ratchet Wheel Driving Bell Crank
236752	14442	" " " Eccentric with 200382C and 200398C
236753	---	Ratchet Wheel Driving Eccentric 236752 with 1697C, 1698C, 200128E, 213740, 222023, 236754 and 236757
213740	14442	Ratchet Wheel Driving Eccentric Cap
200128E	14442	Ratchet Wheel Driving Eccentric Cap Screw
200398C	14442	Ratchet Wheel Driving Eccentric Position Screw
200382C	14436	Ratchet Wheel Driving Eccentric Set Screw
236754	14442	Ratchet Wheel Driving Eccentric Strap

No.	Plate	Name
1698c	14440	Ratchet Wheel Driving Eccentric Strap Check Nut
236812	14443	Ratchet Wheel Driving Pawl
200913F	14442	" " " " Hinge Screw
201526H	14442	Ratchet Wheel Driving Pawl Hinge Screw Nut
236756	14442	Ratchet Wheel Driving Pawl Spring
200126F	14433	" " " " " Screw
236757	14443	Ratchet Wheel Driving Pitman ...
679c	14443	" " " " Ball Screw Stud
*38443	—	Ratchet Wheel Driving Pitman End Bearing
222023	14443	Ratchet Wheel Driving Pitman End Bearing 38443 with 679c, 42525 and two 187E
*42525	—	Ratchet Wheel Driving Pitman End Bearing Cap
187E	14440	Ratchet Wheel Driving Pitman End Bearing Cap Screw
1697c	14440	Ratchet Wheel Driving Pitman End Bearing Check Nut
200446c	14437	Ratchet Wheel Position Screw
236758	14443	" " Retaining Pawl
200244E	14443	" " " " Hinge Screw
236759	14443	Ratchet Wheel Retaining Pawl Spring
200118F	13232	Ratchet Wheel Retaining Pawl Spring Screw
350174c	14443	Ratchet Wheel Retaining Pawl Tripping Screw Stud
201537H	14440	Ratchet Wheel Retaining Pawl Tripping Screw Stud Nut
200389c	14443	Ratchet Wheel Set Screw
236760	14443	" " Spring
201229c	14443	" " Stop Screw
236761	14443	" " " " Bracket with 201229c and 201537H
200089E	14443	Ratchet Wheel Stop Screw Bracket Screw
201537H	14440	Ratchet Wheel Stop Screw Nut ..
201931	—	Roller Presser, 1½ in. diam., ½ in. face (fine)
201932	14446	Roller Presser 201931 with 1528J, 1766c, 50553c and twenty-four 16232

No.	Plate	Name
203426	14446	Roller Presser Arm
203430	—	" " " 203426 with 201932
229341	14446	Roller Presser Arm Bracket (swing)
200675c	14446	" " " " Position Screw Stud
202558	14446	Roller Presser Arm Bracket Spring
229370	14446	" " " " " Stop and Back Needle Guard Holder
229371	—	Roller Presser Arm Bracket Spring Stop and Back Needle Guard Holder 229370 with 200350H, 201317E and 226220
200350H	14446	Roller Presser Arm Bracket Spring Stop and Back Needle Guard Holder Adjusting Screw
200141F	14445	Roller Presser Arm Bracket Spring Stop and Back Needle Guard Holder Set Screw
200077D	14446	Roller Presser Arm Screw, for gauges ⅜ and ⅝ inch
200082D	10881	Roller Presser Arm Screw, for gauges ⅜ and ⅝ inch
200064D	14446	Roller Presser Arm Screw, for ¼ in. gauge
229744	14446	Roller Presser Arm Shim, ⅜ in. thick
229745	14446	Roller Presser Arm Shim, ⅜ in. thick
202760	14446	Roller Presser Arm Shim, ⅜ in. thick
16232	—	Roller Presser Ball, ⅜ in. diameter
1766c	14446	" " " Cone
204495	14439	" " Bar
50553c	14446	" " Hinge Screw
1528J	14446	" " " " Nut
229330	14446	" " Needle Guard (back), in ⅝ in. gauge
229331	14446	Roller Presser Needle Guard (back), in ⅝ in. gauge
229332	14446	Roller Presser Needle Guard (back), in ⅝ in. gauge
229347	14446	Roller Presser Needle Guard (back), in ⅝ in. gauge, with 350061F ..
229334	14446	Roller Presser Needle Guard (back), in ⅝ in. gauge, with 350061F ..
229335	14446	Roller Presser Needle Guard (back), in ¼ in. gauge, with 350061F ...

No.	Plate	Name
201317F	14446	Roller Presser Needle Guard (back) Clamp Screw
226220	14446	Roller Presser Needle Guard (back) Clamp Screw Washer
250061F	14446	Roller Presser Needle Guard (back) Screw
236652	---	Roller Presser and Bar complete, in $\frac{3}{8}$ in. gauge, Nos. 200082D, 200675C, 202558, 203430, 204495, 229330, 229341, 229371, 229744, 229745 and two 200141F
236653	---	Roller Presser and Bar complete, in $\frac{1}{2}$ in. gauge, Nos. 200082D, 200675C, 202558, 202760, 203430, 204495, 229331, 229341, 229371 and two 200141F
236654	14439	Roller Presser and Bar complete, in $\frac{5}{8}$ in. gauge, Nos. 200077D, 200675C, 202558, 202760, 203430, 204495, 229332, 229341, 229371, 229744 and two 200141F
236655	---	Roller Presser and Bar complete, in $\frac{3}{4}$ in. gauge, Nos. 200077D, 200675C, 202558, 202760, 203430, 204495, 229341, 229347, 229371, 229745 and two 200141F
236656	---	Roller Presser and Bar complete, in $\frac{7}{8}$ in. gauge, Nos. 200077D, 200675C, 202558, 202760, 203430, 204495, 229334, 229341, 229371, 229744, 229745 and two 200141F
236657	---	Roller Presser and Bar complete, in $\frac{1}{4}$ in. gauge, Nos. 200064D, 200675C, 202558, 203430, 204495, 229335, 229341, 229371, two each 200141F and 202760
236762	14443	Stitch Index Finger
200161H	14443	" " " Screw
236763	14439	" " Plate (inner)
236904	14443	" " " " Bushing
200958C	14441	" " " " " Set Screw (2)
236765	14439	Stitch Index Plate (outer)
236766	14443	" " " " Spring
236813	14435	" " " Bracket with 200329C, 201356E, 201533E and three 200958C
201405E	14443	Stitch Index Plate Bracket Screw

No.	Plate	Name
223881	14443	Take-up Lever
202399	14443	" " Driving Stud with 202277
202277	---	Take-up Lever Driving Stud Oil Packing (wick)
202400	14443	Take-up Lever Hinge Stud with 202423
202423	---	Take-up Lever Hinge Stud Oil Packing (wick)
200383C	14433	Take-up Lever Hinge Stud Set Screw
202401	---	Take-up Lever Oiling Felt
200132E	14443	" " " " Screw
234086	14444	Tension Bracket with two each 200397H, 201224B and 236060
200159H	14434	Tension Bracket Screw
234047	14443	" " " Socket
200368H	14443	" " " " Set Screw
236098	14443	Tension Bracket Thread Guide
200174H	14443	" " " " Screw
234087	---	Tension Bracket complete, Nos. 200174H, 200978H, 201199F, 223703, 223706, 223707, 234086, 236098, two each 13710, 200309E, 204059, 204271, 223704, three 201572B and four 202402
202402	13234	Tension Disc
236060	14443	" " Position Pin
223703	14444	" Release Lever
234049	14444	" " " Rod
200309E	14444	" " " Screw
223704	14444	" " Plunger
204271	14444	" " Washer
13710	14444	" Spring
201224B	14444	" Stud
201572B	10881	" Thumb Nut
223706	14444	Thread Controller Disc
200978H	---	" " " Screw
223707	14444	" " Spring
234062	14444	" " " Stop
200132E	14443	" " " " Screw
201199F	14444	" " Stud with 204925
200061C	14444	" " Set Screw
201572B	10881	" " " Thumb Nut
204925	14444	" " " Washer
224028	13225	" Guide
210954	14444	" " (lower)
200582H	13232	" " " Screw
202741	14444	" " (upper)

No.	Plate	Name
200397H	—	Thread Guide (upper) Set Screw ..
236955	—	" Lubricating Cup with 200059c and 201280c
236957	—	Thread Lubricating Cup Oil Pad (front)
236959	—	Thread Lubricating Cup Oil Pad (upper) Reinforcing Plate
201280c	14445	Thread Lubricating Cup Oil Pad (upper) Tension Screw Stud ...
222712	14445	Thread Lubricating Cup Oil Pad (upper) Tension Spring
201572B	10881	Thread Lubricating Cup Oil Pad (upper) Tension Thumb Nut ..
236961	14439	Thread Lubricating Cup Oil Pad (upper) complete, Nos. 236957 and 236959
200059c	14449	Thread Lubricating Cup Set Screw
236962	14445	" " " Thread Guide
236963	14439	Thread Lubricating Cup complete, Nos. 201572B, 222712, 236955, 236961, 236962 and three 236957
210956	14444	Thread Retainer Bracket with 200397H
200582H	13232	Thread Retainer Bracket Screw (2)
202091	14444	" " Sleeve
210993	14444	" " "
202092	14444	" " Spring
223844	14444	" " "
204058	14444	" " Stud
210957	14444	" " "
210958	14444	" " " Collar
200397H	—	" " " Set Screw
200389c	14443	" " " " "
204059	—	Thread Retainer complete, Nos. 202091, 202092 and 204058
210959	—	Thread Retainer (lower) complete, Nos. 210956 to 210958, 210993 and 223844
236964	14451	Throat Plate, 50 needle hole, for needle sizes 14 and 15, in $\frac{5}{16}$ in. gauge, for 212117
236770	14459	Throat Plate, 50 needle hole, for needle sizes 14 and 15, in gauges $\frac{1}{8}$ and $\frac{3}{16}$ in., for 236706 and 236707
236967	14451	Throat Plate, 50 needle hole, for needle sizes 14 and 15, in $\frac{1}{8}$ in. gauge, for 212148

No.	Plate	Name
236968	14451	Throat Plate, 50 needle hole, for needle sizes 14 and 15, in $\frac{5}{16}$ in. gauge, for 212154
236969	14451	Throat Plate, 50 needle hole, for needle sizes 14 and 15, in $\frac{1}{4}$ in. gauge, for 211805
200161D	14443	Throat Plate Clamp Screw
202062	14444	" " Position Pin
691F	14444	" " Screw

ACCESSORIES

FOR MACHINES NOS. 112w130 AND 112w131

No.	Plate	Name
200157B	14447	Attachment Screw
203208	14433	Bobbin (10)
*225482	—	" Case Screw Driver Blade ..
*225483	—	" " " " Handle ..
225497	14383	Bobbin Case Screw Driver complete, Nos. 225482 and 225483 ..
135 x7	—	Needles, twelve, size 14
224121	—	Drip Pan, 20 in. long, with four 1 in. wire nails
41400	14383	Machine Rest Pin (wood)
120342	14383	Oiler (copper plated) with 120343
120343	14383	" Spout, 3½ in. long
*225484	—	Screw Driver Blade
*225485	—	" " Handle
225498	14383	Screw Driver complete (7½ in. long), Nos. 225484 and 225485 ..
225554	14383	Wrench (steel)

BOBBIN WINDER

Swing Automatic, Right Hand

225453	10884	Frame with 202277 and 225438
225454	10884	" Hinge Pin
202277	—	" Oil Packing (wick)
225438	10884	" " Well Cap
225455	10884	" Spring
225456	10884	" " Plunger
202473	10885	Pulley with 200380c
200380c	14447	" Set Screw
225381	10884	Spindle
225444	10884	Stop Latch
200056E	10884	" " Screw
225458	10884	" " Thumb Lever
225459	10884	" " " " Hinge Stud
225460	10884	" " " " Joint Stud
202478	10884	" " Trip Lever
200299H	10884	" " " " Hinge Screw
225461	10881	Tension Bracket with 201499B
200082D	10881	" " Screw
228026	10884	" " " Washer
2102	10881	" Disc

No.	Plate	Name
202407	10881	Tension Spring
201499B	10881	" Stud
201572B	10881	" " Thumb Nut
225462	10881	Bobbin Winder Tension Bracket complete, Nos. 201572B, 202407, 225461 and two 2102
225433	10885	Bobbin Winder and Tension Bracket Base
225382	10885	Universal Bobbin Winder complete, Nos. 200056E, 200082D, 200299H, 202473, 202478, 225381, 225433, 225444, 225453 to 225456, 225458 to 225460, 225462, 228026 and two wood screws ¾ in., No. 12, R.H.B.

KNEE LIFTER

202450	13213	Knee Lifter Rock Lever with 200522c and 200529c
202185	—	Knee Lifter Rock Lever 202450 with two each 202451 and 202452
223763	13213	Knee Lifter Rock Lever 202185 with 202203 and 227728
202453	13213	Knee Lifter Rock Lever Knee Plate with 200526c
202203	—	Knee Lifter Rock Lever Knee Plate 202453 with 202454
202454	13213	Knee Lifter Rock Lever Knee Plate Arm (long)
200522c	14447	Knee Lifter Rock Lever Knee Plate Arm Set Screw
200526c	14447	Knee Lifter Rock Lever Knee Plate Set Screw
202451	13213	Knee Lifter Rock Lever Lug with two wood screws ½ in., No. 12u
202452	13213	Knee Lifter Rock Lever Lug Hinge Pin
227728	13213	Knee Lifter Rock Lever Rod, 3 in. long, with 227729
*227729	—	Knee Lifter Rock Lever Rod Cap or Oil Guard
200529c	14447	Knee Lifter Rock Lever Rod Set Screw

(Other Knee Lifter parts are listed with parts of machine head.)

THREAD UNWINDER

No.	Plate	Name
225389	14083	Spool Rest (for one spool) with 201018c
225395	14083	Spool Rest (for two spools) with 201018c
225388	14083	Spool Rest Rod
200383c	14433	" " " Set Screw
201018c	14447	" " " Set Screw
202490	14083	" Stand with 200383c
225391	14083	Thread Guide
201696j	14447	" " Lock Nut
225392	14083	" " Rod with 208E and 225393
208E	14447	Thread Guide Rod Screw
225393	14447	" " " Washer
225397	14083	Thread Unwinder (for three spools) complete, Nos. 201696j, 202490, 225388, 225389, 225392, 225395, three each 225391 and wood screw $\frac{3}{8}$ in., No. 12

TREADLE AND CHAIN GUIDE

39571	14448	Needle Bar Disengaging Bell Crank Chain Guide Pulley
236789	14448	Needle Bar Disengaging Bell Crank Chain Pulley Bracket
1064D	14447	Needle Bar Disengaging Bell Crank Chain Guide Pulley Hinge Screw
236790	---	Needle Bar Disengaging Bell Crank Chain Guide Pulley Bracket com- plete, Nos. 1064D, 39571, 236789 and two wood screws $1\frac{1}{2}$ in., No. 12, R.H.B.
227610	14448	Needle Bar Disengaging Treadle (single foot, right) with 200526c
236787	14448	Needle Bar Disengaging Treadle Chain, 57 in. long, with two 202784
227612	14447	Needle Bar Disengaging Treadle Chain Eye Pin
200526c	14447	Needle Bar Disengaging Treadle Chain Eye Pin Set Screw
202784	14447	Needle Bar Disengaging Treadle Chain Hook
227613	14447	Needle Bar Disengaging Treadle Shaft
227614	14447	Needle Bar Disengaging Treadle Spring

No.	Plate	Name
227615	14448	Needle Bar Disengaging Treadle Stand with four wood screws $\frac{3}{8}$ in., No. 12
236821	---	Needle Bar Disengaging Treadle complete, Nos. 227610, 227612 to 227615 and 236787

FOR MACHINE No. 112w135

Same as for No. 112w130 with the following exceptions:

128 x 20	---	Needles, twelve, size 14, in place of 135 x 7
4822	14447	Roller Presser Hinge Screw Nut Wrench

FEED DOGS

211805	14451	Feed Dog, for 236969
212117	14451	" " " 236964
212148	14451	" " " 236967
212154	14451	" " " 236968
236704	14450	" " " 236768, 236818 and 236819
236705	14451	Feed Dog, for 236769 and 236814 ..
236706	14451	" " " 236770
236707	14450	" " " 236770, 236816, 236825, 236826 and 236829
236708	14452	Feed Dog, for 236815 and 236817 ..
236827	14452	" " " 236828
236907	14452	" " " 236923 and 236924 ..
236910	14452	" " " 236929 and 236930 ..

PRESSER FEET

FOR MACHINE No. 112w130

No.	Plate	Name
236740	14452	Presser Foot, 46 needle hole, in gauges from $\frac{1}{8}$ to $\frac{1}{4}$ in., in steps of $\frac{1}{32}$ in., with 200172n and 229541 . . .
236741	14452	Presser Foot, 46 needle hole, in gauges from $\frac{1}{8}$ to $\frac{3}{8}$ in., in steps of $\frac{1}{32}$ in., for edge stitching on collars
202090	14447	Presser Foot Hinge Pin, for 236745
230795	14447	" " " " " 236743
236742	-----	" " Plate, for 236743 . . .
236744	-----	" " " " 236745 . . .
202923	-----	" " Shank, for 236743 . . .
202924	-----	" " " " 236745 . . .
229541	14452	" " Spring Guide, in gauges from $\frac{1}{8}$ to $\frac{1}{2}$ in., in steps of $\frac{1}{32}$ in., for 236740
200172n	13201	Presser Foot Spring Guide Screw, for 236740
236745	14452	Presser Foot (hinged) complete, 50 needle hole, in gauges from $\frac{1}{8}$ to $\frac{3}{8}$ in., in steps of $\frac{1}{32}$ in., Nos. 202090, 202924 and 236744, for taping
Note. State gauge required and furnish sample of tape.		
236743	14452	Presser Foot (hinged) complete, 46 needle hole, in gauges from $\frac{1}{8}$ to $\frac{3}{8}$ in., in steps of $\frac{1}{32}$ in., Nos. 202923, 230795 and 236742, for pocket stitching

FOR MACHINE No. 112w131

236914	14452	Presser Foot, 46 needle hole, in gauges from $\frac{1}{8}$ to $\frac{1}{2}$ in., in steps of $\frac{1}{32}$ inch
236915	14452	Presser Foot, 46 needle hole, in gauges $\frac{3}{8}$ and $\frac{1}{2}$ inch

TAPE HOLDER

No.	Plate	Name
236830	14448	Bracket Wire and Disc
26748	14448	Disc
26069	-----	" Hub
26070	-----	" " Rivet
26749	-----	Disc complete, Nos. 26069, 26748 and three 26070
201246c	14447	Tape Holder Set Screw
26073	14447	Tension Adjusting Collar with 286B
286B	14447	" " " Screw . . .
13211	14447	" " Spring
236831	14448	Tape Holder complete, Nos. 13211, 26073, 26749 and 236830

THROAT PLATES

FOR MACHINE No. 112w130

No.	Plate	Name
236770	14449	Throat Plate, 50 needle hole, for needle sizes 14 and 15, in gauges $\frac{1}{4}$ and $\frac{3}{8}$ in., for 236706 and 236707
236828	14449	Throat Plate, 53 needle hole, for needle sizes 12 and 13, in $\frac{5}{8}$ in. gauge, for edge stitching on collar, for 236827
236769	14449	Throat Plate, 50 needle hole, for needle sizes 14 and 15, in $\frac{3}{16}$ in. gauge, for 236705
236815	14449	Throat Plate, 50 needle hole, for needle sizes 14 and 15, in $\frac{3}{8}$ in. gauge, for edge stitching on collar, for 236708
236817	14449	Throat Plate, 46 needle hole, for needle sizes 16 and 18, in $\frac{3}{8}$ in. gauge, for edge stitching on collars, for 236708
236814	14449	Throat Plate, 46 needle hole, for needle sizes 16 and 18, in $\frac{5}{8}$ in. gauge, for 236705
236768	14449	Throat Plate, 50 needle hole, for needle sizes 14 and 15, in gauges $\frac{3}{8}$ and $\frac{1}{2}$ in., for 236704
236816	14449	Throat Plate, 50 needle hole, for needle sizes 14 and 15, in gauges $\frac{3}{8}$ and $\frac{1}{2}$ in., for edge stitching on collars, for 236707
236819	14449	Throat Plate, 46 needle hole, for needle sizes 16 and 18, in $\frac{1}{4}$ in. gauge, for 236704
236826	14449	Throat Plate, 46 needle hole, for needle sizes 16 and 18, in $\frac{1}{4}$ in. gauge, for edge stitching on collars, for 236707
236829	14450	Throat Plate, 50 needle hole, for needle sizes 14 and 15, in gauges $\frac{3}{8}$, $\frac{1}{8}$, $\frac{1}{4}$ and $\frac{3}{4}$ in., for edge stitching on collars, for 236707
236825	14450	Throat Plate, 46 needle hole, for needle sizes 16 and 18, in gauges $\frac{3}{8}$, $\frac{1}{8}$, $\frac{1}{4}$ and $\frac{3}{4}$ in., for edge stitching on collars, for 236707

No.	Plate	Name
236818	14450	Throat Plate, 50 needle hole, for needle sizes 14 and 15, in gauges $\frac{3}{8}$, $\frac{1}{8}$, $\frac{1}{4}$ and $\frac{3}{4}$ in., for 236704

FOR MACHINE No. 112w131

236924	14450	Throat Plate, 50 needle hole, for needle sizes 14 and 15, in gauges from $\frac{1}{2}$ to $\frac{5}{8}$ in., in steps of $\frac{1}{32}$ in., for 236907
236923	14450	Throat Plate, 46 needle hole, for needle sizes 16 and 18, in gauges from $\frac{1}{2}$ to $\frac{5}{8}$ in., in steps of $\frac{1}{32}$ in., for 236907
236930	14450	Throat Plate, 50 needle hole, for needle sizes 14 and 15, in 1 in. gauge, for 236910
236929	14450	Throat Plate, 46 needle hole, for needle sizes 16 and 18, in 1 in. gauge, for 236910

FOR MACHINE No. 112w135

236964	14451	Throat Plate, 50 needle hole, for needle sizes 14 and 15, in $\frac{3}{8}$ in. gauge, for 212117
236770	14449	Throat Plate, 50 needle hole, for needle sizes 14 and 15, in gauges $\frac{1}{4}$ and $\frac{3}{8}$ in., for 236706 and 236707
236967	14451	Throat Plate, 50 needle hole, for needle sizes 14 and 15, in $\frac{1}{16}$ in. gauge, for 212148
236968	14451	Throat Plate, 50 needle hole, for needle sizes 14 and 15, in $\frac{5}{8}$ in. gauge, for 212154
236969	14451	Throat Plate, 50 needle hole, for needle sizes 14 and 15, in $\frac{1}{4}$ in. gauge, for 211805

MISCELLANEOUS PARTS

Used in conjunction with Thread Unwinder

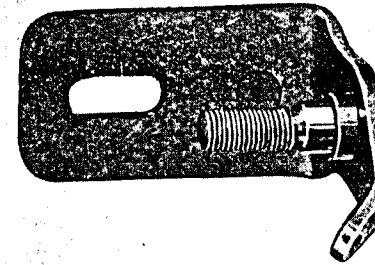
No.	Plate	Name
60913	14083	Spool Weight with 60914
60914	-----	" " Center Pin
225377	14083	" Wire, for small spools

OBSOLETE PARTS

236728	14453	Needle Bar Locking Pin
236731	14453	" " " " Slide with 223847
236805	14453	Needle Bar Retaining Spring (flat) (permits disengaging needle bar at top of stroke only)
236820	14453	Needle Bar Retaining Spring (flat) (permits disengaging needle bar at any point)

PLATE 10881—FULL SIZE

225461




200082




202104



2102



225462



202407



201499



201572



PLATE 10884—FULL SIZE

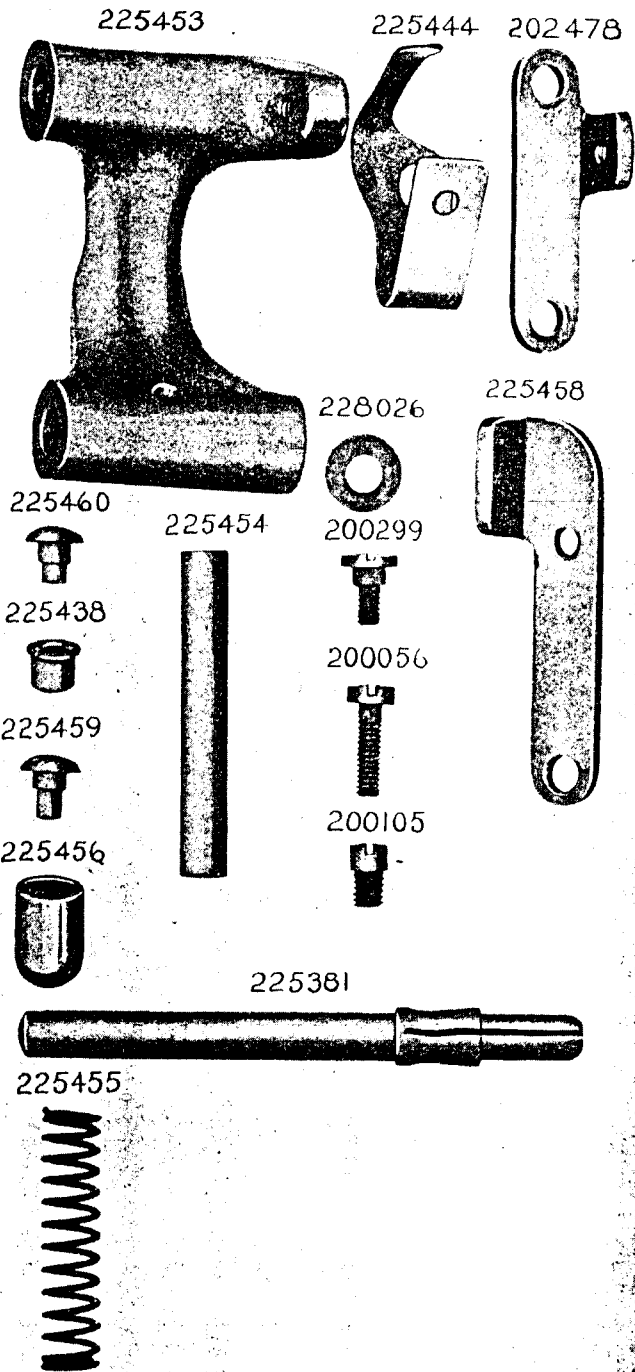


PLATE 10885—ONE-FOURTH SIZE




PLATE 13201-FULL SIZE

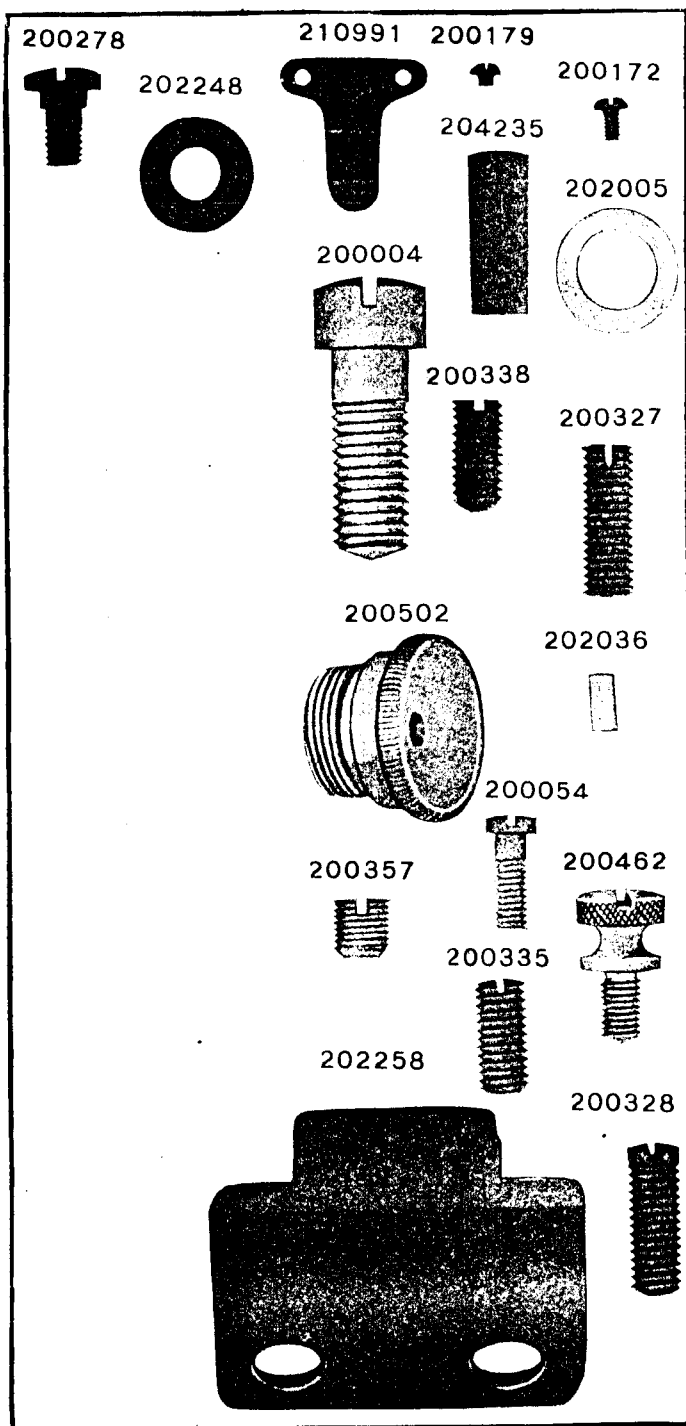


PLATE 13213-ONE-FOURTH SIZE

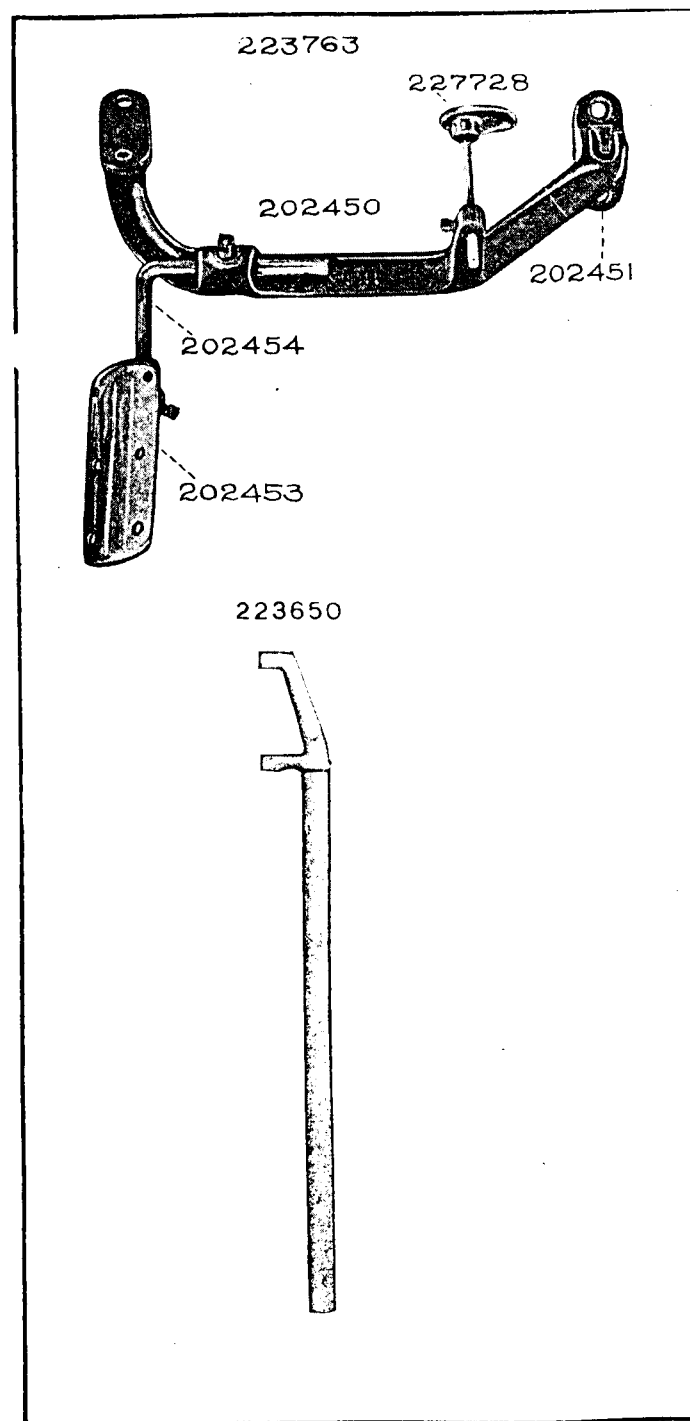


PLATE 13225-FULL SIZE

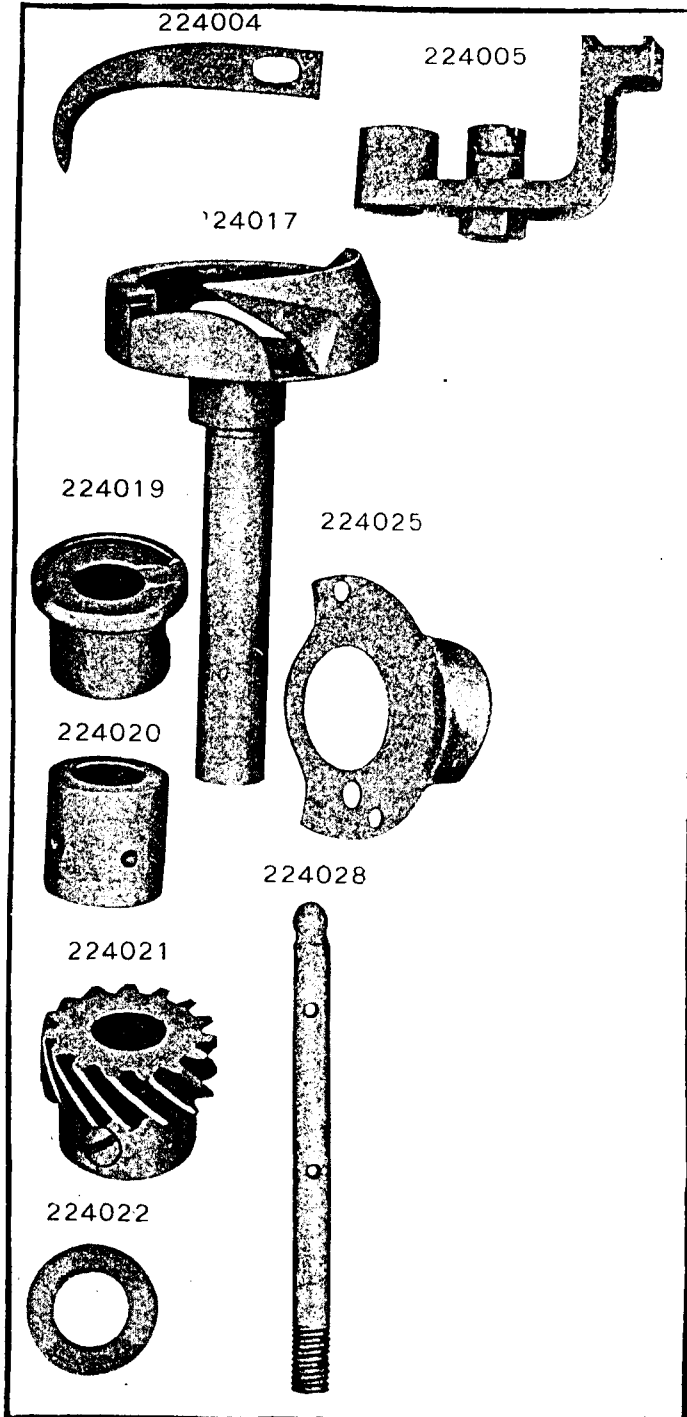


PLATE 13232-FULL SIZE

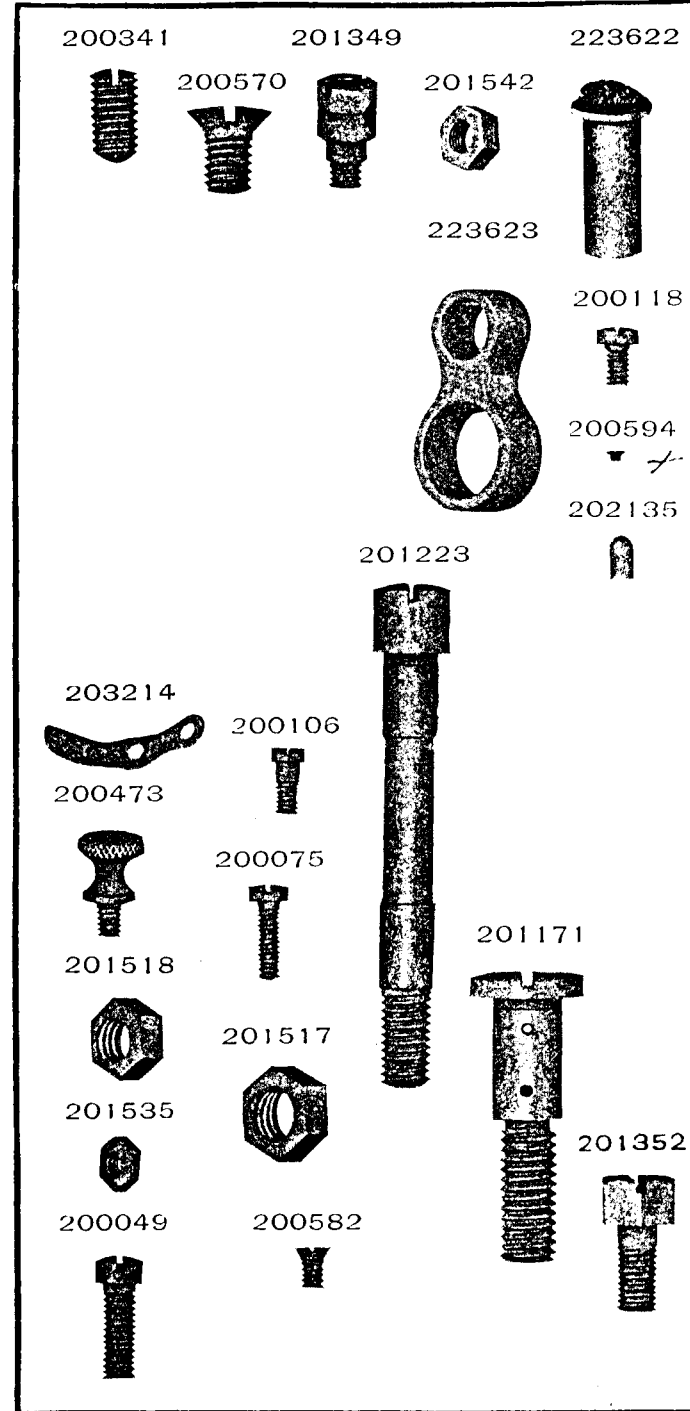


PLATE 13234-FULL SIZE

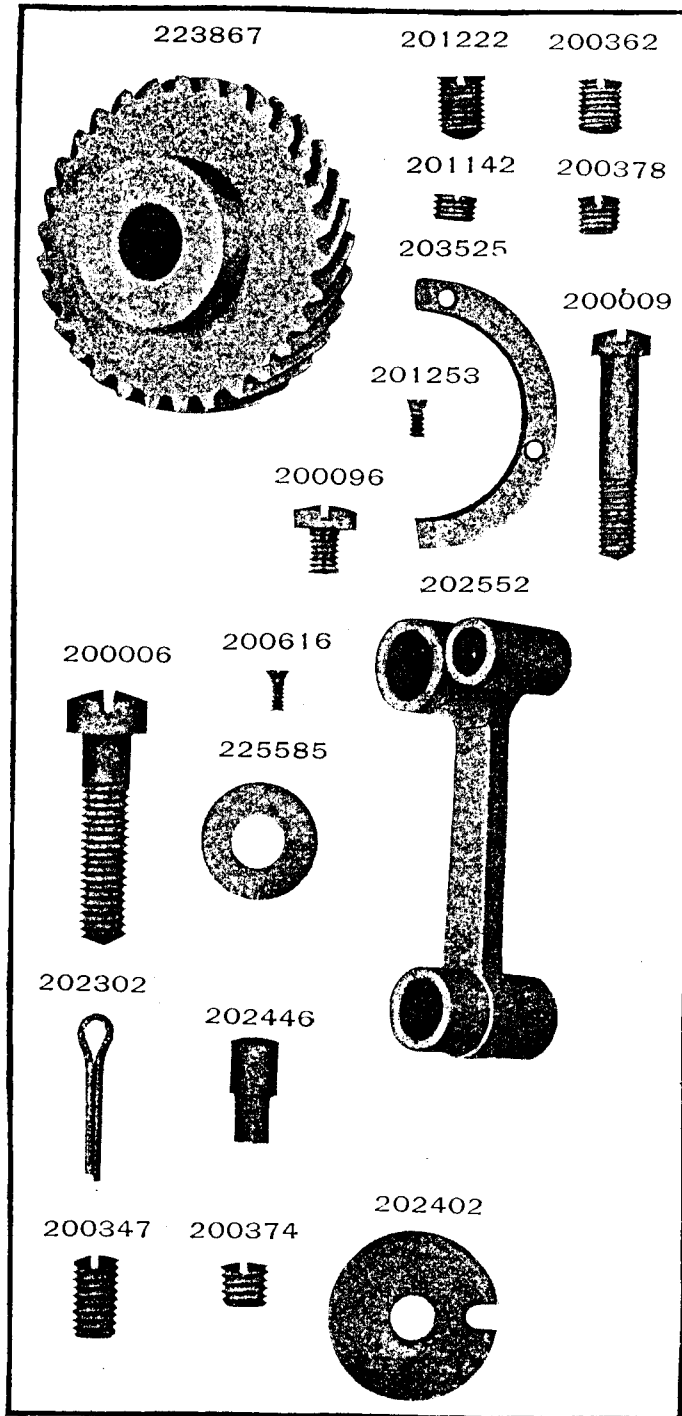


PLATE 13276-FULL SIZE

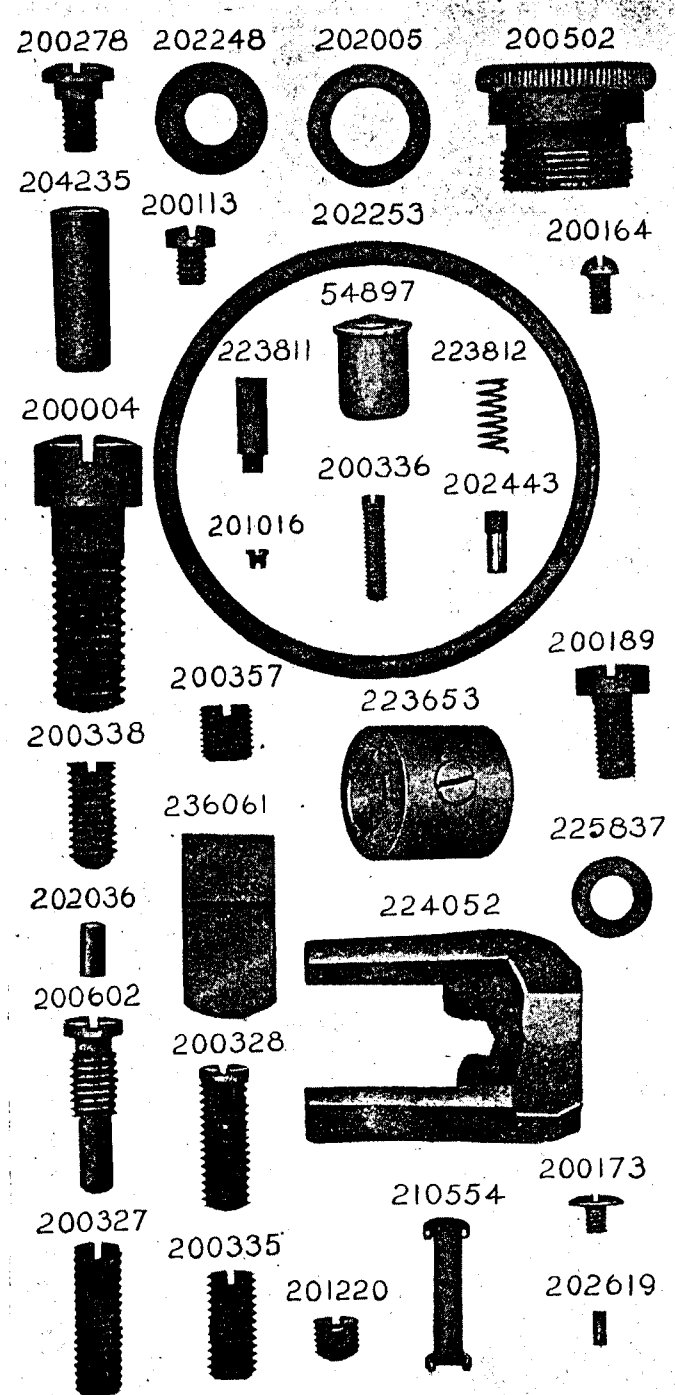


PLATE 14083—ONE-SIXTH SIZE

225377

60913

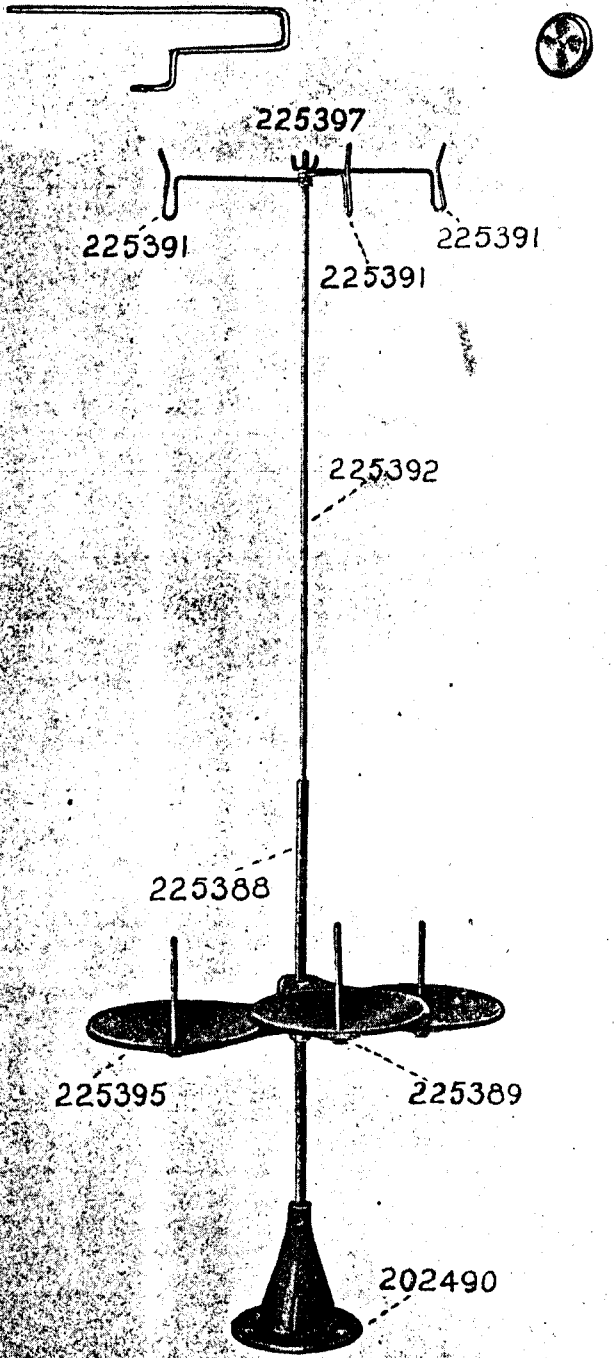


PLATE 14383—ONE-HALF SIZE

225497

225498

41400

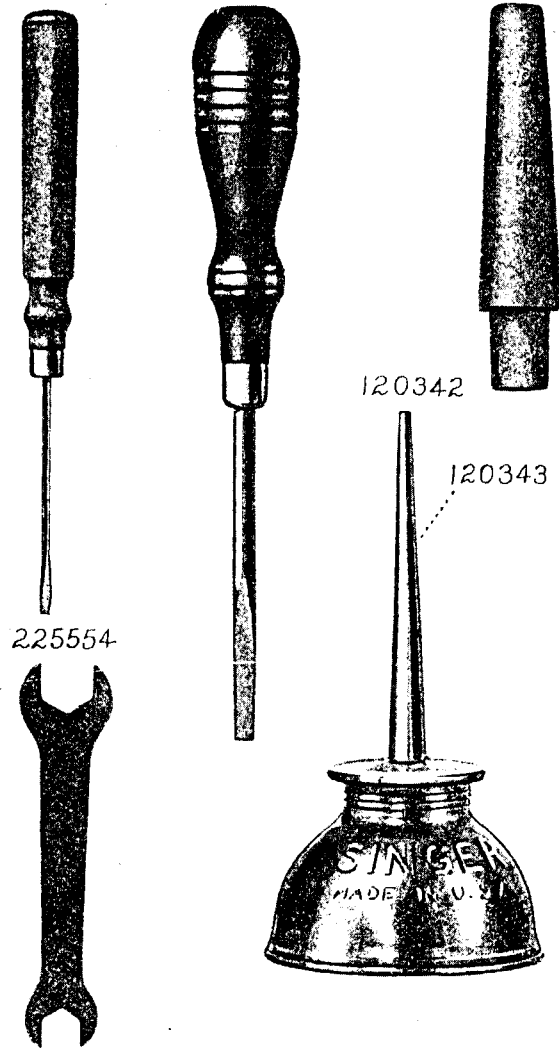


PLATE 14433—FULL SIZE

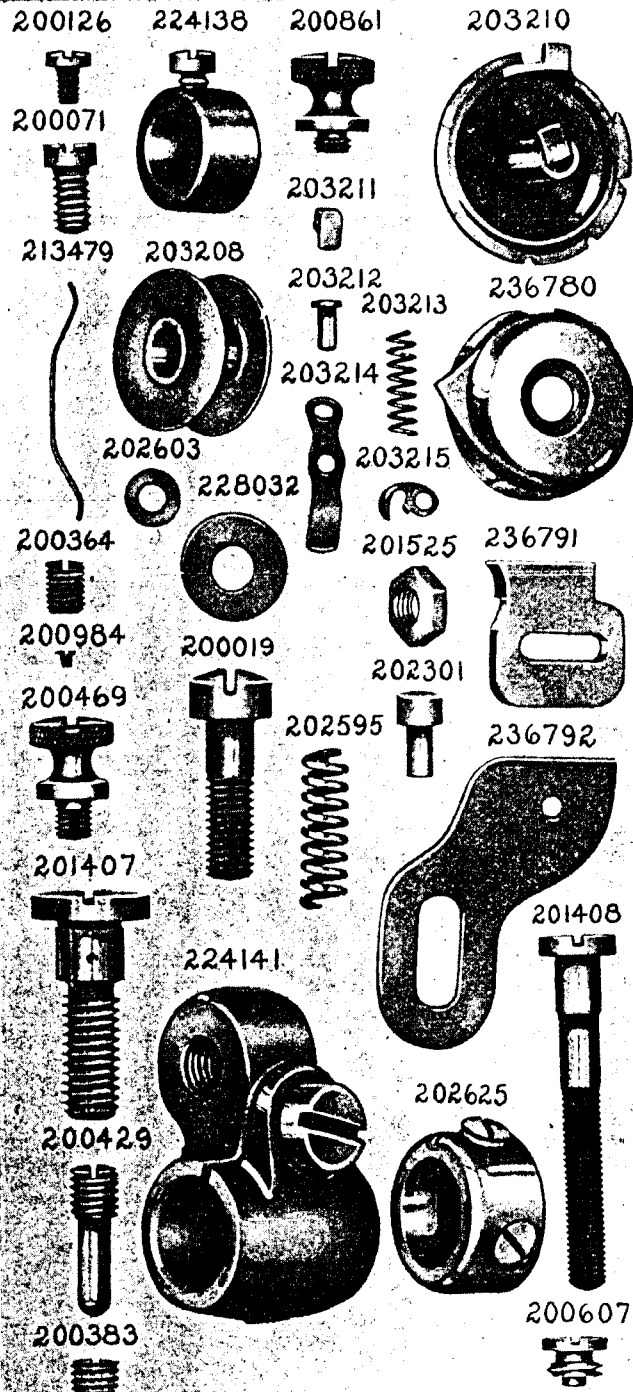


PLATE 14434—ONE-HALF SIZE






PLATE 14435-ONE-FOURTH SIZE


224110 236703



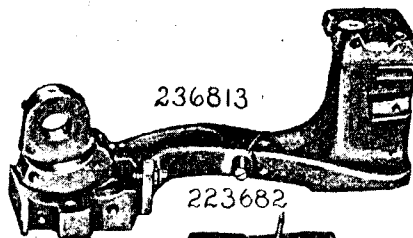
235806



236795



236813




223682

224103



236802



210948






PLATE 14436-ONE-HALF SIZE

224024



224023




223680




223681



224112



202300




224050



224151



224200



224111



PLATE 14437—FULL SIZE

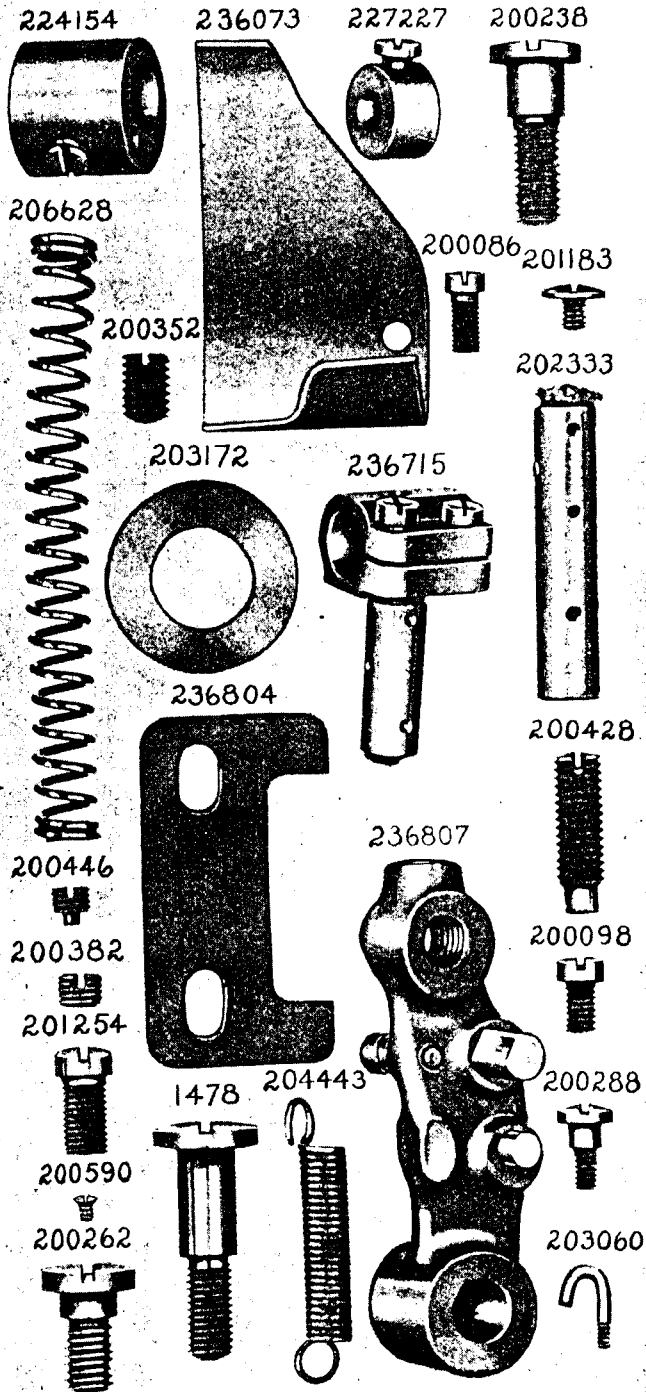


PLATE 14438—ONE-HALF SIZE

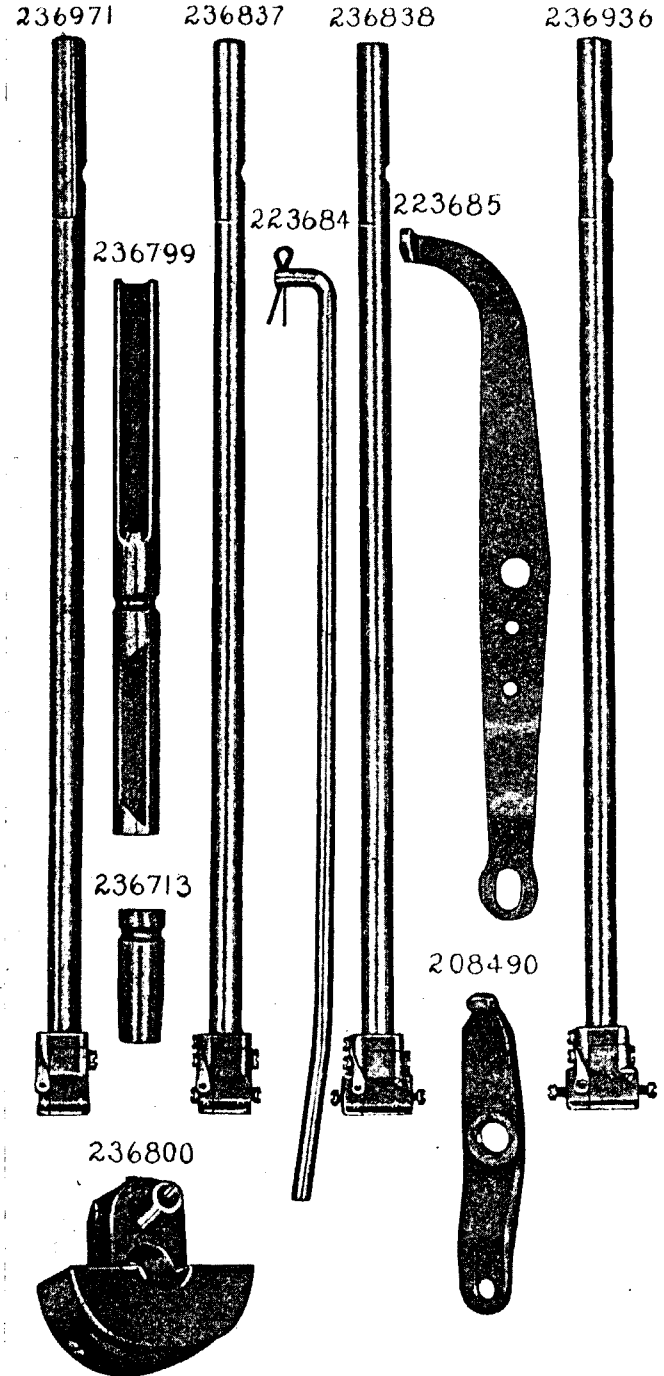


PLATE 14439—ONE-HALF SIZE

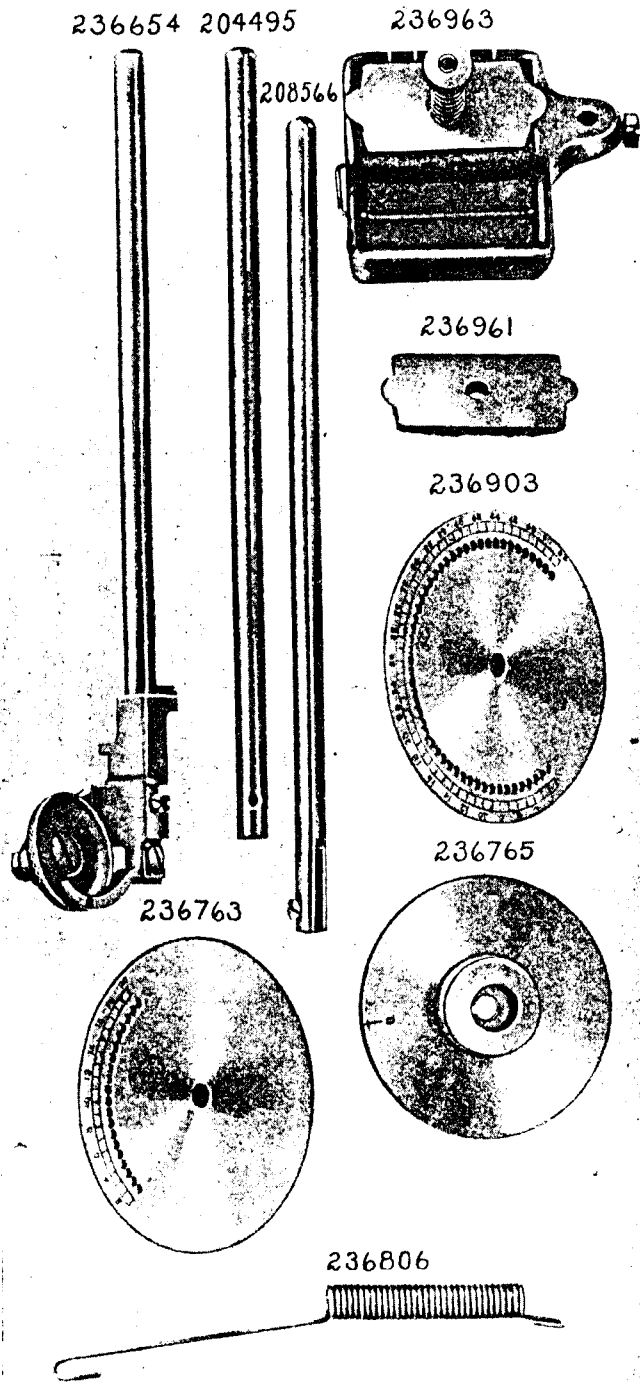


PLATE 14440—FULL SIZE




PLATE 14441—FULL SIZE

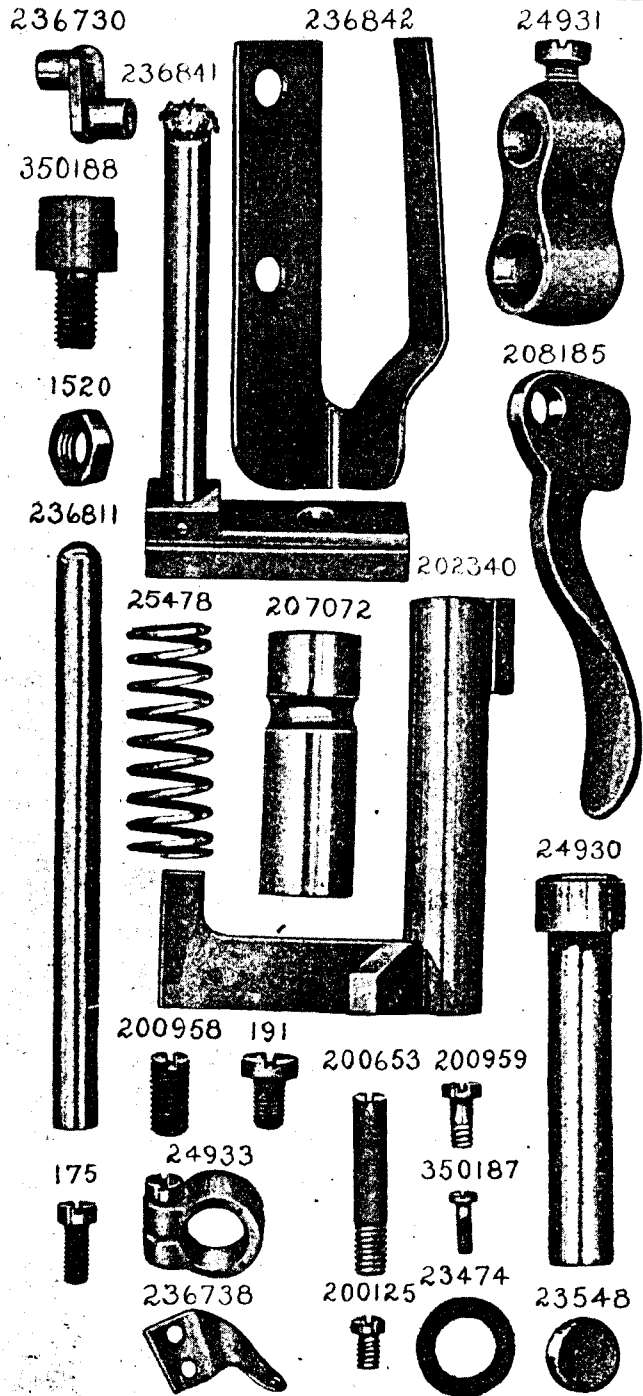


PLATE 14442—FULL SIZE

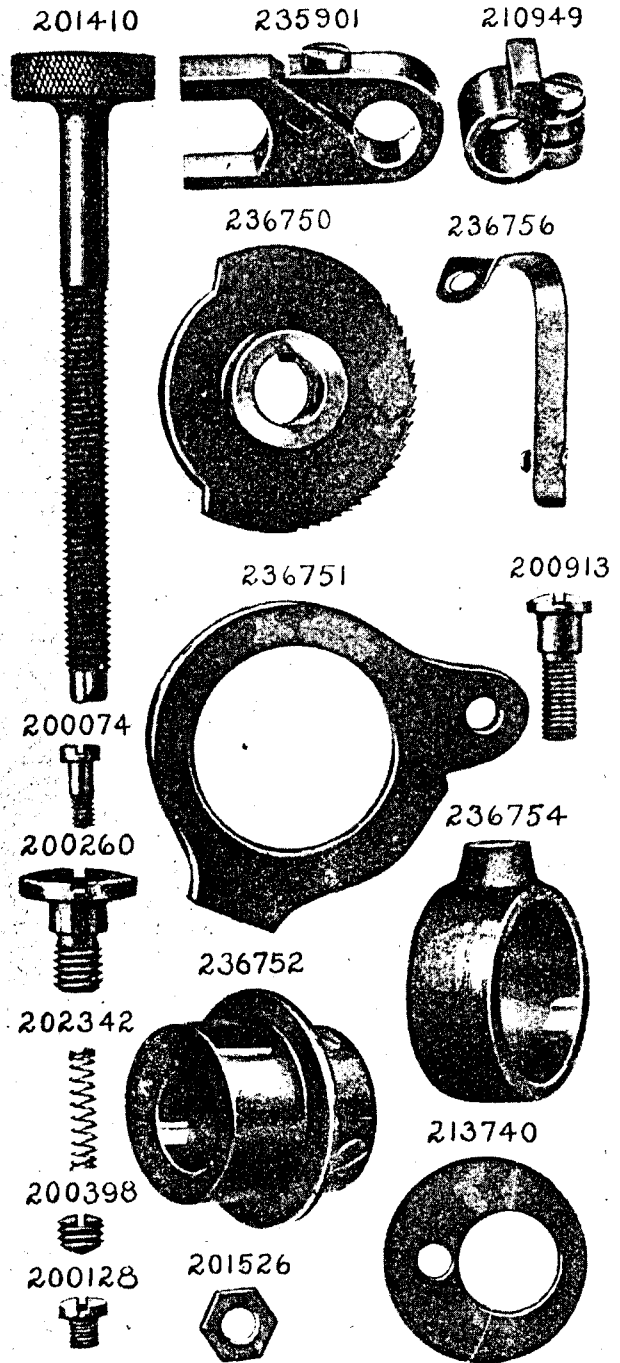


PLATE 14443—FULL SIZE

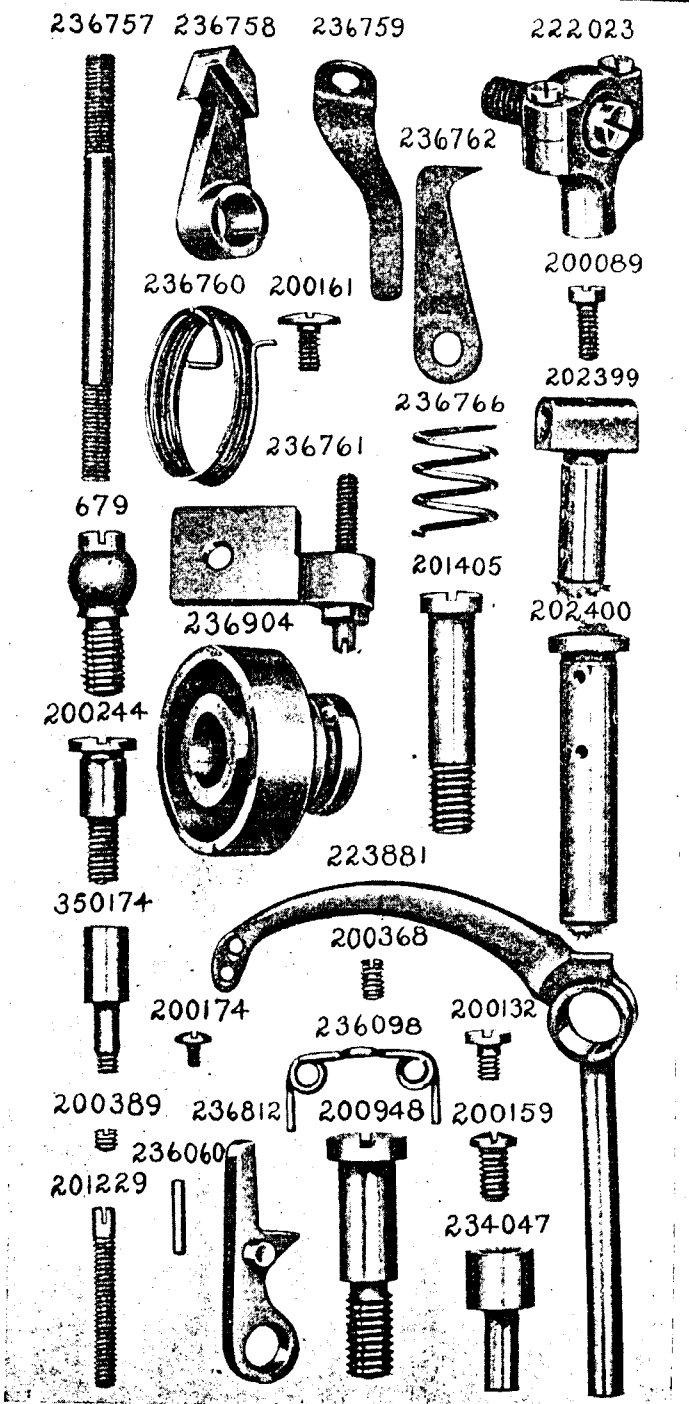


PLATE 14444—FULL SIZE

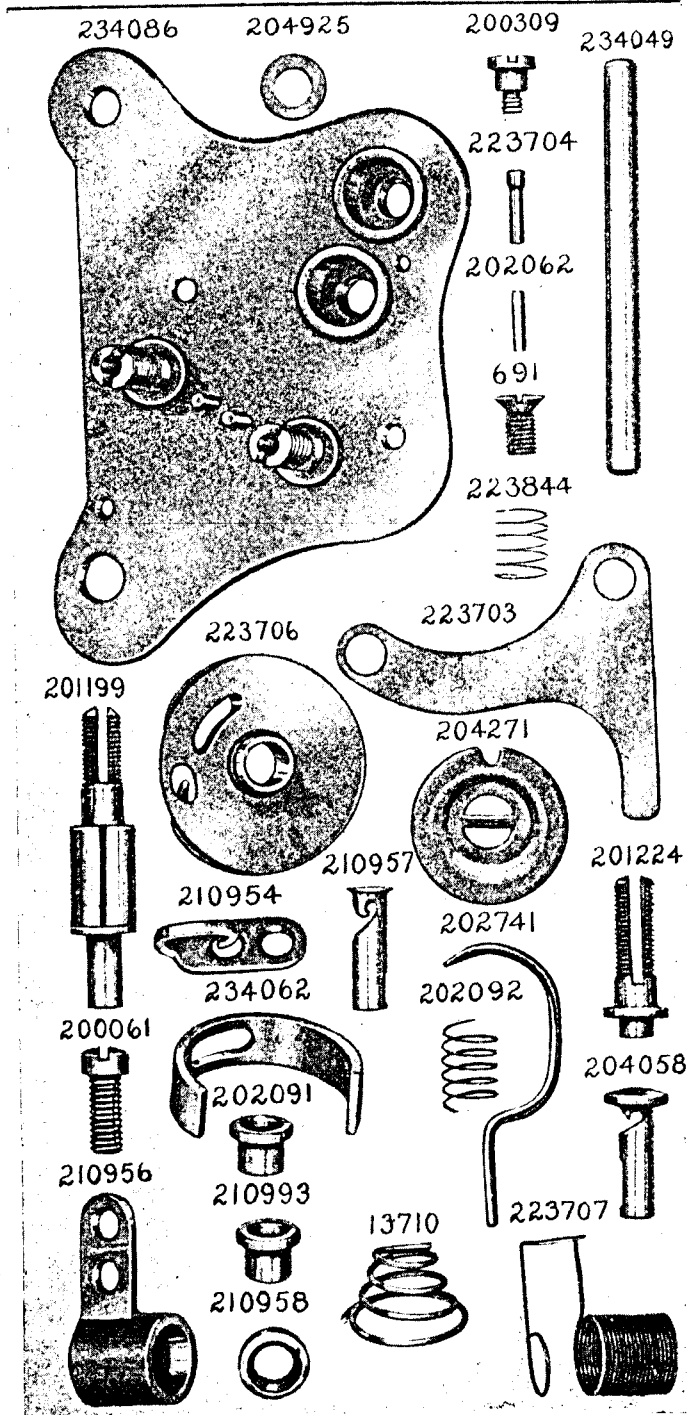


PLATE 14445—FULL SIZE

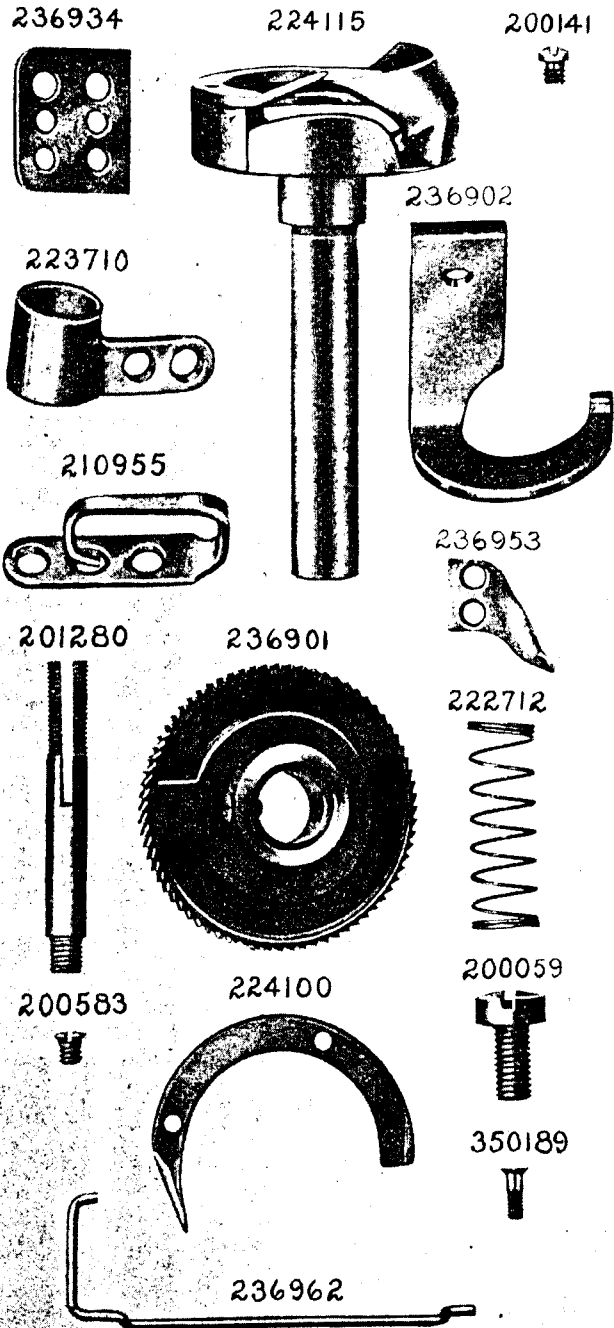


PLATE 14446—FULL SIZE

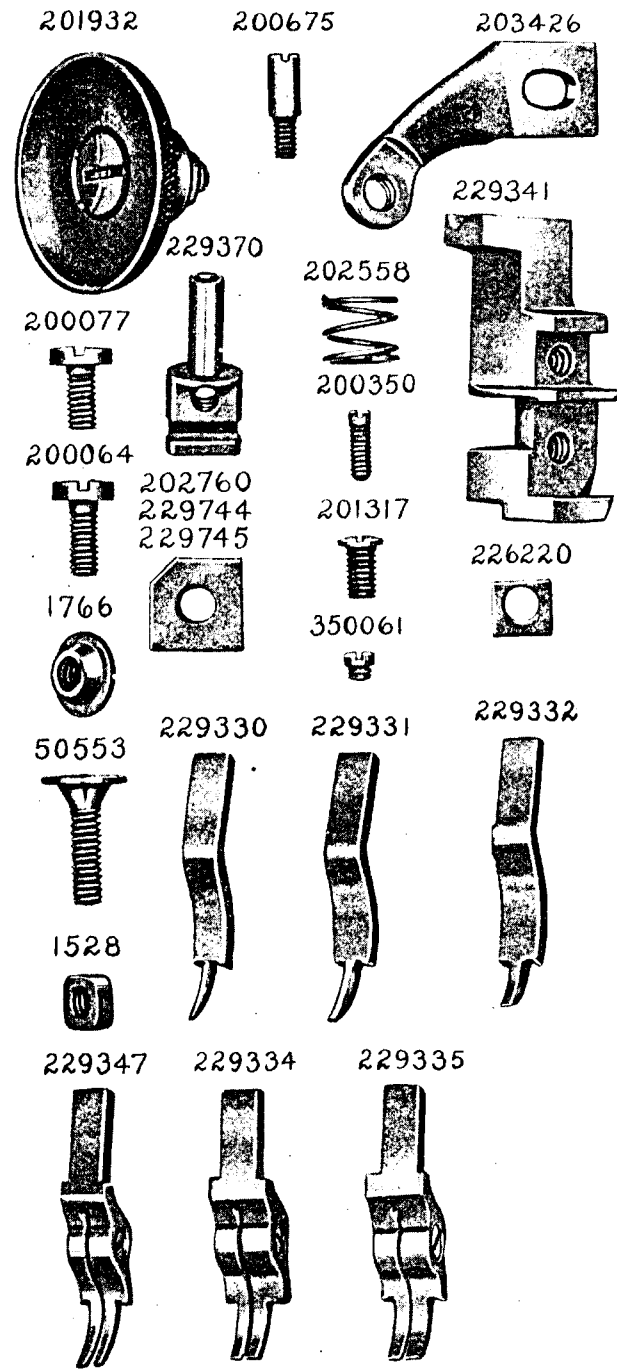


PLATE 14447—FULL SIZE

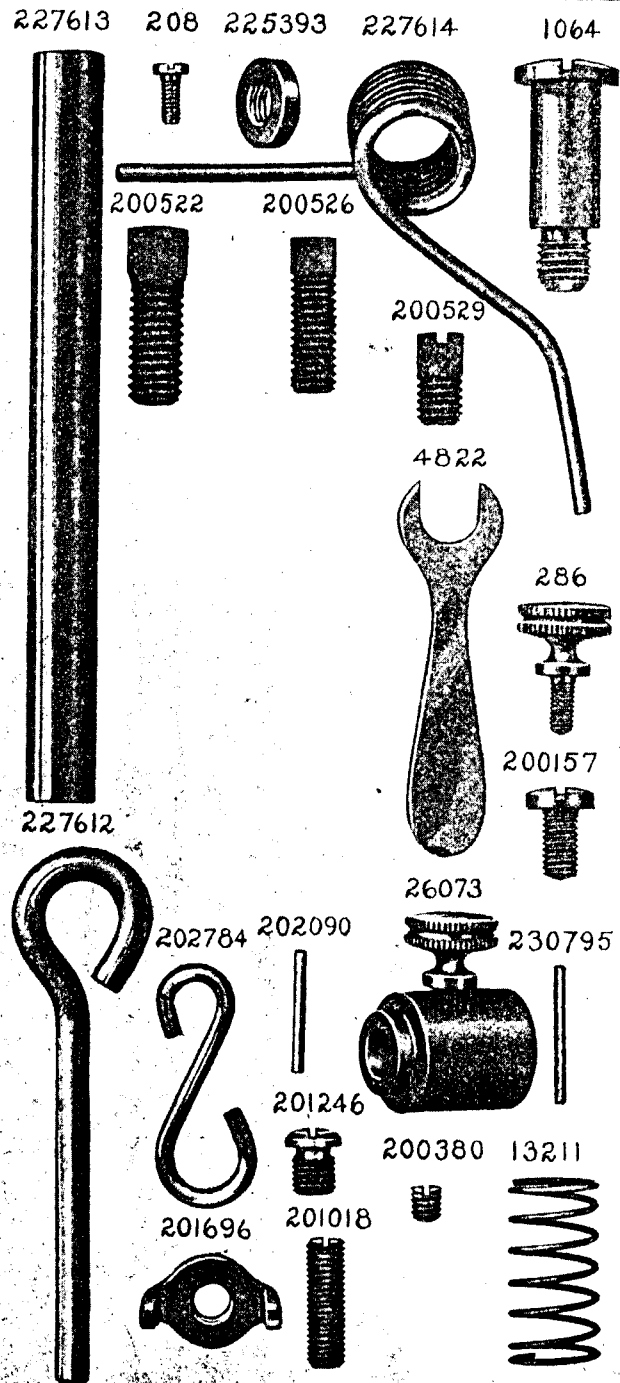


PLATE 14448—ONE-FOURTH SIZE

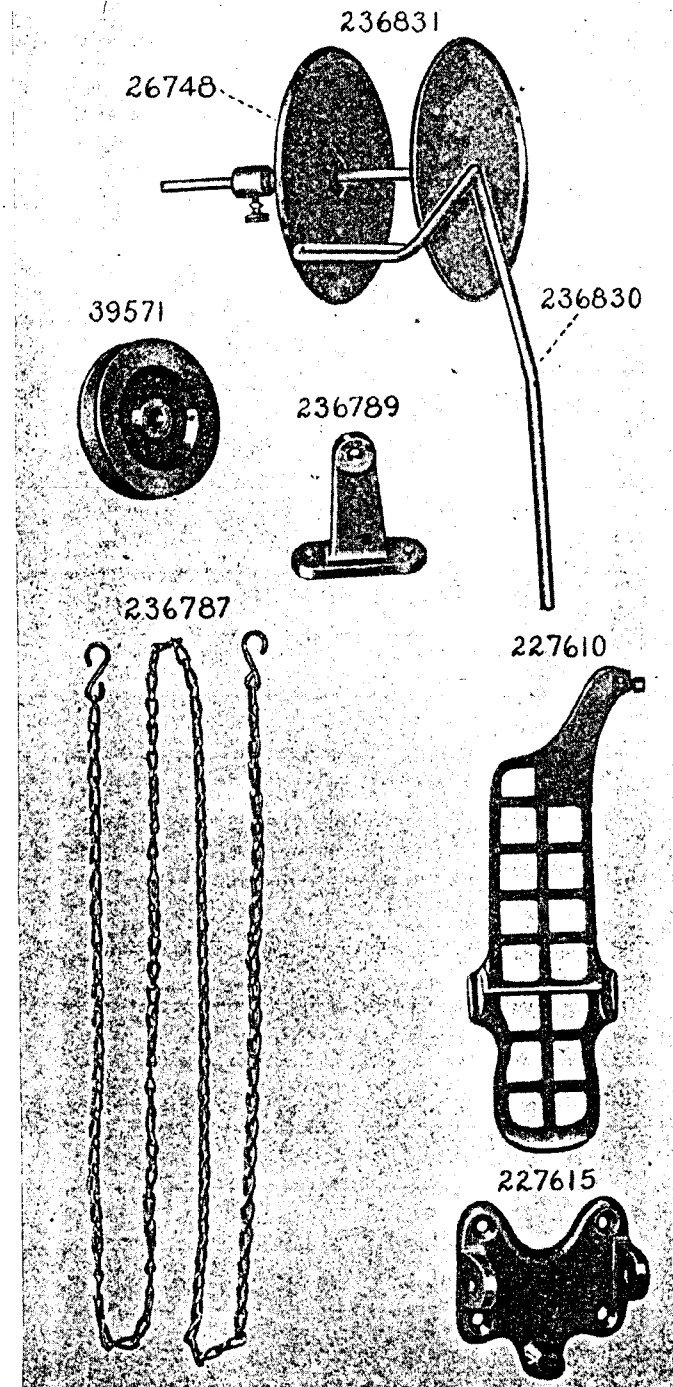



PLATE 14449—FULL SIZE

236770




236828



236769
236814



236815
236817



236768
236819




236816
236826




PLATE 14450—FULL SIZE


236818




236825
236829



236923
236924



236929
236930



236704




236707



PLATE 14451—FULL SIZE

236964 236967 236968 236969



212117

236706

212148



212154



211805




236705



PLATE 14452—FULL SIZE

236910 236907 236708



236827

236914

236740

236741



229541



236745

236743

236915






PLATE 14453—FULL SIZE


236805



236731



236820



236728

