

SINGER

**22W34, W39, W40, W125, W172, W173,
W206**

LIST OF PARTS



MACHINES
Nos. 22w34, 22w39,
22w40, 22w125, 22w172,
22w173 and 22w206

THE SINGER MANUFACTURING COMPANY

INDEX

COPYRIGHT, U. S. A.,
1914, 1918, 1919, 1921, 1922, 1925 AND 1927,
BY THE SINGER MANUFACTURING COMPANY
ALL RIGHTS RESERVED FOR ALL COUNTRIES

	PAGE
ACCESSORIES	72
BOBBIN WINDER	72
FEED DOGS	76
KNEE LIFTER	73
" "	74
MACHINE No. 22w34	7
" " 22w59	17
" " 22w40	27
" " 22w125	33
" " 22w172	40
" " 22w173	59
" " 22w206	62
MISCELLANEOUS PARTS	76
NEEDLE HOLDERS	78
NUMERICAL LIST OF PARTS	97
OBSOLETE PARTS	95
PRESSER FEET	79
ROLLER PRESSERS	82
THREAD UNWINDER	74
THROAT PLATES	87

Instructions for Ordering

In ordering from this list, use **ONLY** the **PART** number in the **FIRST** column.

The number stamped on a Sewing Machine Part is the number of the **Single Part** only, except when the part includes Set Screws, Clamping Screws, Studs and Rollers Spun on, Small Wires riveted, or Parts soldered together, etc., which it is necessary to furnish in combination.

Every combination of parts sent out has its specific number which, although not stamped on Parts (except in above cases) must be used when ordering the combination.

Each number always indicates the **SAME PART** in whatever list it appears, or for whatever Machine.

The letters after some of the numbers indicate the style of finish only, as follows:

- A. Hardened, Polished and Plated.
- B. Polished and Plated.
- C. Hardened only.
- D. Polished only.
- E. Soft, not polished.
- F. Hardened and Polished.
- H. Blued

These letters **MUST BE USED** when they appear in the list and **AFTER** the number, as in the list.

In this series

- 200001 to 201500 are Screw Numbers.
- 201501 to 201800 are Nut Numbers.
- 201801 to 202000 are Roller Numbers.
- 202001 and upward are numbers of Machine Parts.


The figures in the second column refer only to the plate in which the illustration of the part is shown and are **NOT TO BE USED** in ordering.

Two or more numbers over a cut indicate that the difference between such parts is not visible in an illustration.

Parts marked with an asterisk (*) are furnished only when repairs are made at the factory.

LIST OF PARTS COMPLETE

FOR



MACHINE No. 22w34

DROP FEED. ALTERNATING PRESSERS

For Shoes, Gloves, etc.

In gauges from $\frac{1}{16}$ to $\frac{1}{4}$ inch

No.	Plate	Name
*204471	---	Arm with 200439c, 202036 and 204705
204163	12305	Arm Cap
200278n	12311	" " Screw
202248	12307	" " Washer
204235	11806	" Position Pin (2)
200963i	12311	" Screw (3)
202005	12308	" " Washer (3)
213001	11867	" Shaft
204705	12334	" " Bushing (front)
200439c	12311	" " " Position Screw ..
204440	12333	" " Connection with four 200054i (2)
200054i	12397	Arm Shaft Connection Screw (2) ..
202299	---	" " Oil Packing (wick) (2)

No.	Plate	Name
204805	12333	Balance Wheel, 5 $\frac{1}{2}$ in. diam. (belt groove 2 $\frac{3}{4}$ in. diam.), with 200328c and 200335c
200062H	12311	Balance Wheel Adjusting Screw ..
200328c	12311	" " Position Screw
200335c	12311	" " Set Screw
*203300	--	Bed with 202062, 203248, 203249, two each 200362c, 200516E, 200840E and 202299
202258	12081	Bed Hinge Connection (2)
200570E	12311	" " " Screw (4)
203329	11871	" Slide (back)
203301	12334	" " (front)
203208	11242	Bobbin (2)
203210	11242	" Case Base with 202056, 203211 to 203213 and 203216
203211	11284	Bobbin Case Base Latch
*202056	---	" " " " Pin
203212	11284	" " " " Plunger ..
203213	11284	" " " " Spring ...
203209	11242	" " Cap with 200984c, 203214, 203215 and two 200594c...
203214	11284	Bobbin Case Tension Spring
200984c	11284	" " " " Regu- lating Screw
200594c	11284	Bobbin Case Tension Spring Screw
203215	11284	" " Thread Guide
200594c	11284	" " " " Screw ..
203216	-	" " Washer (cloth)
203217	11284	Bobbin Case complete, Nos. 203209 and 203210
213746	11901	Face Plate with 200366H, 202087, 204730, two each 200368H, 202099, 204281 and three 200397H
200053c	12311	Face Plate Screw
204730	12386	" " Thread Guide
200397H	12309	" " " " Set Screw
213747	11901	Face Plate complete, Nos. 200577H, 202088, 203766, 204280, 213746, two each 200309I, 204059 and 204272
203303	12334	Feed Bar with 204189
203309	---	" " 203303 with 200214c, 201525E and 204200
200214E	12386	Feed Bar Hinge Screw
201525E	12386	" " " " Nut
214424	12386	" " Spring
204189	12306	" " Hook
211650	11874	" Dog, for 212112
211298	14317	" " " 212134
212571	14317	" " " 212569

No.	Plate	Name
236411	14318	Feed Dog, for 211070
236419	14318	" " " 211073
211674	11874	" " " 212271
211679	14315	" " " 212272
211685	14315	" " " 212273
236423	14318	" " " 212088
212474	14318	" " " 211193
212169	14318	" " " 211196
200196E	12311	" " Screw (2)
200075E	12079	" " Support Screw
201535E	12079	" " " " Nut
203233	12305	" Driving Cam with 200382c and 200437c
204192	12081	Feed Driving Cam Fork Lever with 204195 and 204293
204193	11897	Feed Driving Cam Fork Lever Connection with 200668c and 201525E
204194	12306	Feed Driving Cam Fork Lever Connection Clamp with 200031c...
200031E	12311	Feed Driving Cam Fork Lever Connection Clamp Pinch Screw...
200668c	12386	Feed Driving Cam Fork Lever Connection Clamp Screw Stud ..
201525E	12386	Feed Driving Cam Fork Lever Connection Clamp Screw Stud Nut
200002E	12338	Feed Driving Cam Fork Lever Connection Hinge Screw
201522E	12338	Feed Driving Cam Fork Lever Connection Hinge Screw Nut ..
*204195	--	Feed Driving Cam Fork Lever Shaft
204197	12306	Feed Driving Cam Fork Lever Shaft Collar with 200113E
200113E	12225	Feed Driving Cam Fork Lever Shaft Collar Set Screw
204293	12308	Feed Driving Cam Fork Lever Shaft Position Pin
204196	11897	Feed Driving Cam Fork Lever Shaft Sleeve (split)
200043c	12311	Feed Driving Cam Fork Lever Shaft Sleeve Set Screw
201524E	12338	Feed Driving Cam Fork Lever Shaft Sleeve Set Screw Nut
204198	12334	Feed Driving Cam Fork Lever complete, Nos. 204192 and 204194 ..
200437c	12311	Feed Driving Cam Position Screw
200382c	11897	" " " Set Screw
204199	12333	" " Rock Shaft

No.	Plate	Name
206554	----	Feed Driving Rock Shaft 204199 with 200002E, 201522E and 204193
202305	11897	Feed Driving Rock Shaft Center (2)
200043c	12311	" " " " " Set Screw (2)
204200	12305	Feed Driving Rock Shaft Crank with 204189 (on left side) and two 200383c
200383c	12311	Feed Driving Rock Shaft Crank Set Screw
213007	12079	Feed Lifting Cam with 202126
204202	12308	" " " Fork with 200027c
200027E	12338	" " " " Pinch Screw
202126	12308	" " " Position Pin ...
200045E	12338	" " " Screw
203305	12334	" " Rock Shaft
203315	12334	" " " " 203305 with 203238
202305	11897	Feed Lifting Rock Shaft Center (2)
200043c	12311	" " " " " Set Screw (2)
202276	12308	Feed Lifting Rock Shaft Slide Block
203238	12308	" " " " " " " 202276 with 200243E and 201531E
200243E	12338	Feed Lifting Rock Shaft Slide Block Hinge Screw
201531E	12308	Feed Lifting Rock Shaft Slide Block Hinge Screw Nut
204206	12306	Feed Regulating Handle
204207	12334	" " " " 204206 with 200098E, 202622, 204208 to 204210, 204213 and 204925
204208	12307	Feed Regulating Handle Adjustable Stop
200098E	12307	Feed Regulating Handle Adjustable Stop Screw
204925	12306	Feed Regulating Handle Adjustable Stop Screw Washer
204209	12307	Feed Regulating Handle Position Pin
204210	12306	Feed Regulating Handle Shaft ...
204211	12306	" " " " Crank with 200098E
204212	12307	Feed Regulating Handle Shaft Crank Link
200271E	12311	Feed Regulating Handle Shaft Crank Link Hinge Screw (lower)
200291E	12307	Feed Regulating Handle Shaft Crank Link Hinge Screw (upper)

No.	Plate	Name
200098E	12307	Feed Regulating Handle Shaft Crank Set Screw
204213	12307	Feed Regulating Handle Shaft Sleeve (split)
200362c	12311	Feed Regulating Handle Shaft Sleeve Set Screw
202622	12306	Feed Regulating Handle Shaft Sleeve Washer
202036	12338	Feed Regulating Handle Stop Pin
204214	--	Feed Regulating Handle complete, Nos. 200291E, 204207, 204211 and 204212
*203463	----	Hook (sewing)
203464	11242	" 203463 with 201253E, 201376E and 203251
203465	----	Hook and Bobbin Case complete, Nos. 203217 and 203464
203241	11007	Hook Bevel Gear Socket, 24 teeth
200555H	11007	" " " " Screw ...
203242	11007	" " Pinion, 24 teeth, with two 200383c (2)
200383c	12311	Hook Bevel Pinion Set Screw
203306	12333	" Counter Shaft
203244	12308	" " " Collar with two 200393c
200393c	11007	Hook Counter Shaft Collar Set Screw
203245	11007	Hook Counter Shaft Driving Gear, 44 teeth, with 200362c and 200439c
213157	11144	Hook Counter Shaft Driving Gear 203245 with 200945E and 213007
200439c	12311	Hook Counter Shaft Driving Gear Position Screw
200362c	12311	Hook Counter Shaft Driving Gear Set Screw
203246	11007	Hook Counter Shaft Gear, 22 teeth, with two 200383c
200383c	12311	Hook Counter Shaft Gear Set Screw
202299	----	" " " Oil Packing (wick)
200840E	11007	Hook Counter Shaft Oil Packing (wick) Stop Screw
203247	12333	Hook Driving Shaft
203248	12081	" " " Bearing with 202299
202299	----	Hook Driving Shaft Bearing Oil Packing (wick)
202126	12308	Hook Driving Shaft Bearing Posi- tion Pin

Parts for Machine No. 22w34

No.	Plate	Name
200516E	12311	Hook Driving Shaft Bearing Screw
203249	11007	" " " Bushing (cecen trle)
202299	-----	Hook Driving Shaft Bushing Oil Packing (wick)
200362C	12311	Hook Driving Shaft Bushing Set Screw
213141	11897	Hook Driving Shaft Collar with two 200393C
200393C	11007	Hook Driving Shaft Collar Set Screw
203251	11284	Hook Gib
201376F	11897	" " Hinge Screw
201253F	12079	" " Screw
203307	11242	" Saddle (left or right) with 202299
202299	-----	Hook Saddle Oil Packing (wick) ..
200006E	11007	" " Screw (4)
225585	11007	" " Washer (4)
203718	11242	" Washer
203468	11242	Hook Saddle (left or right) com- plete, Nos. 200555U, 203241, 203307, 203465 and 203718
203469	-----	Hook Saddle Combination (left and right) complete, Nos. two 203468
208490	12081	Knee Lifter Connection Lever
227311	-----	" " " " 208490 with 227302, 227308 and two 200262U
200262U	12306	Knee Lifter Connection Lever Hinge Screw
227308	12081	Knee Lifter Connection Lever Lift- ing Rod with 202302
202302	12306	Knee Lifter Connection Lever Lift- ing Rod Cotter Pin
227302	12081	Knee Lifter Lifting Lever
200262U	12306	" " " " Hinge Screw
204475	10483	Lifting Lever with 200122U
208389	-----	" " 204475 with 200935U, 201534E, 204478 and 206659
213004	12079	Lifting Lever Driving Crank
204478	10483	" " " " " Link
200122U	10483	" " " " " "
200400C	11897	Stop Screw
200387C	11897	Lifting Lever Driving Crank Posi- tion Screw
		Lifting Lever Driving Crank Posi- tion Screw Set Screw

No.	Plate	Name
204479	11897	Lifting Lever Driving Crank Posi- tion Set Screw Packing (brass)
200181D	10483	Lifting Lever Stop Screw
204480	10483	" " Stud Lifting Bracket with 200086C and 200181D
208390	-----	Lifting Lever Stud Lifting Bracket 204480 with 208389
200086C	12308	Lifting Lever Stud Lifting Bracket Pinch Screw
206658	11837	Lifting Presser Foot, 46 needle hole, needles $\frac{3}{8}$ in. apart, in gauges $\frac{1}{8}$, $\frac{3}{16}$ and $\frac{1}{4}$ in. for 206678
229641	11966	Lifting Presser Foot, 46 needle hole, in gauges $\frac{1}{8}$, $\frac{1}{4}$ and $\frac{3}{8}$ in. for 206671
229642	14066	Lifting Presser Foot, 46 needle hole, in gauges $\frac{3}{8}$ and $\frac{1}{2}$ in. for 206661
229650	14067	Lifting Presser Foot, 46 needle hole, in gauges $\frac{1}{8}$, $\frac{3}{16}$, $\frac{1}{4}$ and $\frac{3}{8}$ in. for 229651
229652	14067	Lifting Presser Foot, 46 needle hole, in gauges from $\frac{1}{8}$ to $\frac{3}{8}$ in. in steps of $\frac{1}{16}$ in. for 229653
229654	14315	Lifting Presser Foot, 46 needle hole, in gauges $\frac{1}{8}$, $\frac{1}{4}$, $\frac{3}{8}$ and $\frac{1}{2}$ in. for 229655
200074F	12308	Lifting Presser Foot Screw
231390	11871	Needle Bar (hollow)
204418	-----	" " Connecting Link
204249	12308	" " " Stud with 200072C and 202277
202277	-----	Needle Bar Connecting Stud Oil Packing (wick)
200072C	12308	Needle Bar Connecting Stud Pinch Screw
204326	12338	Needle Bar Packing Cord (2)
200504E	11897	" " Screw Bushing (lower)
200503B	11897	" " " " (upper)
231388	11832	" Holder, needles $\frac{3}{8}$ in. apart and must be set diagonally, in gauges $\frac{1}{8}$, $\frac{3}{16}$ and $\frac{1}{4}$ in. with 201030F and two 200141F
231383	11832	Needle Holder, in gauges from $\frac{3}{8}$ to $\frac{1}{2}$ in. in steps of $\frac{1}{16}$ in. with 201030F and two 200141F
231385	11832	Needle Holder, in gauges from $\frac{1}{8}$ to $\frac{3}{8}$ in. in steps of $\frac{1}{16}$ in. with 201030F and two 200141F

No.	Plate	Name
201030f	11897	Needle Holder Screw
200141f	11897	" Set Screw
204251	12334	Presser Bar (hollow) with 200074f
204252	12308	" " Lifter
200550c	12311	" " " Hinge Screw ...
204254	12307	" " Lifting Bracket Posi- tion Guide
200362c	12311	Presser Bar Lifting Bracket Posi- tion Guide Set Screw
204327	12306	Presser Bar Packing Washer (felt)
200504e	11897	" " Screw Bushing (lower)
204482	12079	" " Spring
200491b	12305	" " Thumb Screw (pres- sure regulating)
201506b	12376	Presser Bar Thumb Screw Check Nut
213008	11144	Take-up Cam with 200347c, 200383c, 200387c, 200400c, 200430c and 204479
203172	12307	Take-up Cam Friction Washer ...
200430c	12311	" " Position Screw
200383c	12311	" " " " Check Screw
200347c	12376	Take-up Cam Set Screw
213923	11144	Take up Cam complete, Nos. 204418, 213004 and 213008
203311	13104	Take-up Lever
221454	---	" " 203311 with 204263...
204263	12386	" " Bearing with 204264
204264	12306	" " " Position Pin...
200042f	12311	" " " Screw
201816	12307	" " Roller
203312	13104	Take-up Lever complete, Nos. 200042f, 201816 and 221454
202402	12309	Tension Disc
202090	12309	" " Position Pin
203766	12079	" Release Lever
200309e	10483	" " " Screw
202075	12309	" " Plunger
206530	13104	" " Slide
206608	13104	" " " Spring
202407	10881	" Spring
200632b	12309	" Stud
200397h	12309	" " Set Screw
201572b	10881	" Thumb Nut
204271	12309	" Washer
204272	12309	Tension complete, Nos. 200632b, 201572b, 202075, 202407, 204271 and two 202402

No.	Plate	Name
204274	12309	Thread Controller Plate
200577h	12311	" " " Screw
202098	12309	" " Roller
204275	12309	" " " Guard
202084	12309	" " " Washer
200300c	12309	" " " Screw
204276	12309	" " Spring
204333	12309	" " " Guard
200581h	12309	" " " Screw...
202087	12079	" " " Stop
202088	12079	" " " Stud with 204925
200366h	12309	Thread Controller Spring Stud Set Screw
204925	12306	Thread Controller Spring Stud Washer
205987	12309	Thread Controller complete, Nos. 200300c, 200581h, 202084, 202098, 204274, 204275 and 204333
204280	12309	Thread Controller and Spring com- plete, Nos. 204276 and 205987
203313	12386	Thread Guide
204556	12386	" "
204281	12309	" Retainer Guide Wire
202091	12309	" " Sleeve
202092	12309	" " Spring
204058	12309	" " Stud
200368h	12309	" " " Set Screw
204059	12309	Thread Retainer complete, Nos. 202091, 202092 and 204058
212112	14323	Throat Plate, 50 needle hole, need- les $\frac{1}{16}$ in. apart, for needle sizes 14 and 15, in gauges $\frac{1}{16}$, $\frac{3}{16}$ and $\frac{1}{4}$ in., for 211650
212134	14320	Throat Plate, 50 needle hole, for needle sizes 14 and 15, in gauges $\frac{1}{16}$, $\frac{1}{8}$ and $\frac{3}{16}$ in., for 211298
212569	11825	Throat Plate, 50 needle hole, for needle sizes 14 and 15, in gauges $\frac{1}{16}$ and $\frac{1}{8}$ in., for 212571
211070	11824	Throat Plate, 50 needle hole, for needle sizes 14 and 15, in gauges $\frac{1}{16}$ and $\frac{3}{16}$ in., for 236411
211073	11824	Throat Plate, 50 needle hole, for needle sizes 14 and 15, in $\frac{1}{16}$ in. gauge, for 236419
212088	11824	Throat Plate, 50 needle hole, for needle sizes 14 and 15, in gauges $\frac{1}{16}$ and $\frac{1}{8}$ in., for 236423

No.	Plate	Name
204805	12333	Balance Wheel, 5 1/2 in. diam. (belt groove 2 3/4 in. diam.), with 200328c and 200335c
200062u	12311	Balance Wheel Adjusting Screw ..
200328c	12311	" " Position Screw
200335c	12311	" " Set Screw
*203300	-----	Bed with 202062, 203248, 203249, two each 200362c, 200516E, 200810E and 202299
202258	12081	Bed Hinge Connection (2)
200570E	12311	" " " Screw (4)
203329	11871	" Slide (back)
203301	12334	" " (front)
203470	11249	Bobbin (2)
*203498	-----	" Case
203648	11284	" " Latch
*202056	-----	" " " Pin
203473	11284	" " " Plunger
203474	11284	" " " Spring
203499	11249	" " Lever
*203476	-----	" " " Eccentric
204243	11284	" " " " Position Pin
203506	11249	" " " Fulcrum
200056E	10884	" " " " Screw
203478	11249	" " " Slide Stud
203214	11284	" " Tension Spring
200984c	11284	" " " " Regulat- ing Screw
200594c	11284	Bobbin Case Tension Spring Screw ..
203216	-----	" " Washer (cloth)
203500	11249	Bobbin Case complete, Nos. 200594c, 200984c, 202056, 203214, 203216, 203473, 203474, 203498 and 203648
204533	12333	Face Plate with 200366u, 204730, two each 200368u, 202090, 204281 and three 200397u
200053c	12311	Face Plate Screw
204730	12386	" " Thread Guide
200397u	12309	" " " " Set Screw
204534	-----	Face Plate complete, Nos. 200113f, 200135E, 200319c, 200577u, 204277 to 204280, 204330, 204533, 204555, two each 200309E, 204059 and 204272
203303	12334	Feed Bar with 204189
203309	-----	" " 203303 with 200214E, 201525E and 204200
200214E	12386	Feed Bar Hinge Screw
201525E	12386	" " " " Nut
214424	12386	" " Spring

No.	Plate	Name
204189	12306	Feed Bar Spring Hook
212103	14317	" Dog, for 212197
200106E	12311	" " Screw (2)
200075E	12079	" " Support Screw
201535E	12079	" " " " Nut
203233	12305	" Driving Cam with 200382c and 200437c
204192	12081	Feed Driving Cam Fork Lever with 204195 and 204293
204193	11897	Feed Driving Cam Fork Lever Connection with 200668c and 201525E
204194	12306	Feed Driving Cam Fork Lever Connection Clamp with 200031E ..
200031E	12311	Feed Driving Cam Fork Lever Connection Clamp Pinch Screw
200668c	12386	Feed Driving Cam Fork Lever Connection Clamp Screw Stud
201525E	12386	Feed Driving Cam Fork Lever Connection Clamp Screw Stud Nut ..
200002E	12338	Feed Driving Cam Fork Lever Connection Hinge Screw
201522E	12338	Feed Driving Cam Fork Lever Connection Hinge Screw Nut
*204195	-----	Feed Driving Cam Fork Lever Shaft
204197	12306	Feed Driving Cam Fork Lever Shaft Collar with 200113E
260113E	12225	Feed Driving Cam Fork Lever Shaft Collar Set Screw
204293	12308	Feed Driving Cam Fork Lever Shaft Position Pin
204196	11897	Feed Driving Cam Fork Lever Shaft Sleeve (split)
200043c	12311	Feed Driving Cam Fork Lever Shaft Sleeve Set Screw
201524E	12338	Feed Driving Cam Fork Lever Shaft Sleeve Set Screw Nut
204198	12334	Feed Driving Cam Fork Lever complete, Nos. 204192 and 204194 ..
200437c	12311	Feed Driving Cam Position Screw
200382c	11897	" " " Set Screw
204199	12333	" " Rock Shaft
206554	-----	" " " " 204199 with 200002E, 201522E and 204193
202305	11897	Feed Driving Rock Shaft Center (2) ..
200043c	12311	" " " " " Set Screw (2)
204200	12305	Feed Driving Rock Shaft Crank with 204189 (on left side) and two 200383c

No.	Plate	Name
200383c	12311	Feed Driving Rock Shaft Crank Set Screw
213007	12079	Feed Lifting Cam with 202126 ...
204202	12308	" " " Fork with 200027E
200027E	12338	" " " Pinch Screw
202126	12308	" " " Position Pin ..
200045E	12338	" " " Screw
203305	12334	" " Rock Shaft
203315	12334	" " " " 203305 with 203238
202305	11897	Feed Lifting Rock Shaft Center (2)
200043c	12311	" " " " " Set Screw (2)
202276	12308	Feed Lifting Rock Shaft Slide Block
203238	12308	" " " " " " 202276 with 200243E and 201531E
200243E	12338	Feed Lifting Rock Shaft Slide Block Hinge Screw
201531E	12308	Feed Lifting Rock Shaft Slide Block Hinge Screw Nut
204206	12306	Feed Regulating Handle
204207	12334	" " " 204206 with 200098E, 202622, 204208 to 204210, 204213 and 204925
204208	12307	Feed Regulating Handle Adjustable Stop
200098E	12307	Feed Regulating Handle Adjustable Stop Screw
204925	12306	Feed Regulating Handle Adjustable Stop Screw Washer
204209	12307	Feed Regulating Handle Position Pin
204210	12306	Feed Regulating Handle Shaft
204211	12306	" " " " Crank with 200098E
204212	12307	Feed Regulating Handle Shaft Crank Link
200271E	12311	Feed Regulating Handle Shaft Crank Link Hinge Screw (lower)
200291E	12307	Feed Regulating Handle Shaft Crank Link Hinge Screw (upper)
200098E	12307	Feed Regulating Handle Shaft Crank Set Screw
204213	12307	Feed Regulating Handle Shaft Sleeve (split)
200362c	12311	Feed Regulating Handle Shaft Sleeve Set Screw
202622	12306	Feed Regulating Handle Shaft Sleeve Washer

No.	Plate	Name
202036	12338	Feed Regulating Handle Stop Pin
204214	---	Feed Regulating Handle complete, Nos. 200291E, 204207, 204211 and 204212
*203482	---	Hook (sewing)
203483	11249	" 203482 with 201253E, 201376E and 203251
203503	13104	Hook and Bobbin Case complete, Nos. 203483 and 203500
213810	11249	Hook Bevel Gear Socket, 24 teeth...
200555H	11007	" " " " Screw
203242	11007	" " Pinion, 24 teeth, with two 200383c (2)
200383c	12311	Hook Bevel Pinion Set Screw
203306	12333	" Counter Shaft
203244	12308	" " " Collar with two 200393c
200393c	11007	Hook Counter Shaft Collar Set Screw
203245	11007	Hook Counter Shaft Driving Gear, 44 teeth, with 200362c and 200439c
213157	11144	Hook Counter Shaft Driving Gear 203245 with 200045E and 213007...
200439c	12311	Hook Counter Shaft Driving Gear Position Screw
200362c	12311	Hook Counter Shaft Driving Gear Set Screw
203246	11007	Hook Counter Shaft Gear, 22 teeth, with two 200383c
200383c	12311	Hook Counter Shaft Gear Set Screw
202299	---	" " " Oil Packing (wick)
200840E	11007	Hook Counter Shaft Oil Packing (wick) Stop Screw
203247	12333	Hook Driving Shaft
203248	12081	" " " Bearing with 202299
202299	---	Hook Driving Shaft Bearing Oil Packing (wick)
202126	12308	Hook Driving Shaft Bearing Position Pin
200516E	12311	Hook Driving Shaft Bearing Screw
203249	11007	" " " Bushing (eccentric)
202299	---	Hook Driving Shaft Bushing Oil Packing (wick)
200362c	12311	Hook Driving Shaft Bushing Set Screw
213141	11897	Hook Driving Shaft Collar with two 200393c

No.	Plate	Name
200393c	11007	Hook Driving Shaft Collar Set Screw
203251	11284	Hook Gib
201376F	11897	" " Hinge Screw
201253F	12079	" " Screw
203508	11249	" Saddle (left or right) with 200056F
200006E	11007	Hook Saddle Screw (4)
202622	12306	" " " Washer (4) ...
213018	11249	" Washer with 203476 and two 204243
203509	11249	Hook Saddle (left or right) complete. Nos. 200555n, 203478, 203499, 203503, 203506, 203508, 213018 and 213810
203510	—	Hook Saddle Combination (left and right) complete. Nos. two 203509
208490	12081	Knee Lifter Connection Lever
227311	—	" " " " 208490 with 227302, 227308 and two 200262n
200262n	12306	Knee Lifter Connection Lever Hinge Screw
227308	12081	Knee Lifter Connection Lever Lifting Rod with 202302
202302	12306	Knee Lifter Connection Lever Lifting Rod Cotter Pin
227302	12081	Knee Lifter Lifting Lever
200262n	12306	" " " " Hinge Screw
207805	12079	Knife
204447	12081	" Bar with 200094F
204448	—	" " 204447 with 204452
215953	12081	" " Bell Crank with 200337c, 201528n, 204349 and 204449
204449	12079	Knife Bar Bell Crank Bearing
201481c	12079	" " " " Driving Screw Stud
201528n	12079	Knife Bar Bell Crank Driving Screw Stud Nut
200391c	11140	Knife Bar Bell Crank Position Screw
200337c	12079	Knife Bar Bell Crank Stop Screw
201528n	12079	" " " " " " Nut
204370	12081	Knife Bar Driving Cam with 200347c and 200434c
200434c	12079	Knife Bar Driving Cam Position Screw

No.	Plate	Name
201808	—	Knife Bar Driving Cam Roller and Stud
201842	12079	Knife Bar Driving Cam Roller and Stud 201808 with 201528n
201528n	12079	Knife Bar Driving Cam Roller and Stud Nut
200347c	12376	Knife Bar Driving Cam Set Screw
204452	11140	" Holder
200094F	11140	" " Screw
200126d	11140	" Screw (2), for $\frac{1}{8}$ in. gauge block
203715	11874	Needle Bar (hollow)
204248	12307	" " Connecting Link
200658c	12307	" " " " Hinge Screw Stud
201519E	12079	Needle Bar Connecting Link Hinge Screw Stud Nut
201249	12308	Needle Bar Connecting Stud with 200072c and 202277
202277	—	Needle Bar Connecting Stud Oil Packing (wick)
200072c	12308	Needle Bar Connecting Stud Pinch Screw
204326	12338	Needle Bar Packing Cord (2)
200868	11140	" " Screw Bushing (lower)
200867B	11140	" " " " (upper)
203708	11832	" Holder, needles $\frac{3}{8}$ in. apart and must be set diagonally. in gauges $\frac{1}{8}$, $\frac{3}{16}$ and $\frac{1}{4}$ in. for trimming .035, .045 and .060 in., with two each 200141F and 200581n, for Needle Bar 203715
200581n	12309	Needle Holder Screw
200141F	11897	" Set Screw
204252	12308	Presser Bar Lifter
200550c	12311	" " " Hinge Screw ..
204455	11140	" " Lifting Bracket with 200387c
204254	12307	Presser Bar Lifting Bracket Position Guide
200362c	12311	Presser Bar Lifting Bracket Position Guide Set Screw
200387c	11897	Presser Bar Lifting Bracket Set Screw
204327	12306	Presser Bar Packing Washer (felt)
200868	11140	" " Screw Bushing (lower)
204255	12079	" " Spring
200493B	11140	" " Thumb Screw (pressure regulating)

No.	Plate	Name
200054E	12307	Arm Shaft Connection Screw
204805	12333	Balance Wheel, 5½ in. diam. (belt groove 2¾ in. diam.), with 200328c and 200335c
200062H	12311	Balance Wheel Adjusting Screw
200328c	12311	" " Position Screw
200335c	12311	" " Set Screw
*203300	-----	Bed with 202062, 203248, 203249, two each 200362c, 200516E, 200840c and 202299
202258	12081	Bed Hinge Connection (2)
200570E	12311	" " " Screw (4)
203329	11871	" Slide (back)
203301	12334	" " (front)
203470	11249	Bobbin (2)
*203498	-----	" Case
203648	11284	" " Latch
*202056	-----	" " " Pin
203473	11284	" " " Plunger
203474	11284	" " " Spring
203499	11249	" " Lever
*203476	-----	" " " Eccentric
204243	11284	" " " " Position Pin
203506	11249	" " " Fulcrum
200056E	10884	" " " " Screw
203478	11249	" " " Slide Stud
203214	11284	" " Tension Spring
200984c	11284	" " " " Regulat- ing Screw
200594c	11284	Bobbin Case Tension Spring Screw
203216	-----	" " Washer (cloth)
203500	11249	Bobbin Case complete, Nos. 200594c, 200984c, 202056, 203214, 203216, 203473, 203474, 203498 and 203648
204533	12333	Face Plate with 200366H, 204730, two each 200368H, 202090, 204281 and three 200397H
200053c	12311	Face Plate Screw
204730	12386	" " Thread Guide
200397H	12309	" " " " Set Screw
204534	-----	Face Plate complete, Nos. 200413E, 200135E, 200319c, 200577H, 204277 to 204280, 204330, 204533, 204555, two each 200309E, 204059 and 204272
203303	12334	Feed Bar with 204189
203309	-----	" " 203303 with 200214E, 201525E and 204200

No.	Plate	Name
200214E	12386	Feed Bar Hinge Screw
201525E	12386	" " " " Nut
214424	12386	" " Spring
204189	12306	" " " Hook
211805	14318	" Dog, for 221459
222324	14315	" " " 222325
211809	11874	" " " 211952
200106E	12311	" " Screw (2)
200075E	12079	" " Support Screw
201535E	12079	" " " " Nut
203233	12305	" Driving Cam with 200382c and 200437c
204192	12081	Feed Driving Cam Fork Lever with 204195 and 204293
204193	11897	Feed Driving Cam Fork Lever Con- nection with 200668c and 201525E
204194	12306	Feed Driving Cam Fork Lever Con- nection Clamp with 200031E
200031E	12311	Feed Driving Cam Fork Lever Con- nection Clamp Pinch Screw
200668c	12386	Feed Driving Cam Fork Lever Con- nection Clamp Screw Stud
201525E	12386	Feed Driving Cam Fork Lever Con- nection Clamp Screw Stud Nut
200002E	12338	Feed Driving Cam Fork Lever Con- nection Hinge Screw
201522E	12338	Feed Driving Cam Fork Lever Con- nection Hinge Screw Nut
*204195	-----	Feed Driving Cam Fork Lever Shaft
204197	12306	Feed Driving Cam Fork Lever Shaft Collar with 200113E
200113E	12225	Feed Driving Cam Fork Lever Shaft Collar Set Screw
204293	12308	Feed Driving Cam Fork Lever Shaft Position Pin
204196	11897	Feed Driving Cam Fork Lever Shaft Sleeve (split)
200043c	12311	Feed Driving Cam Fork Lever Shaft Sleeve Set Screw
201524E	12338	Feed Driving Cam Fork Lever Shaft Sleeve Set Screw Nut
204198	12334	Feed Driving Cam Fork Lever com- plete, Nos. 204192 and 204194
200437c	12311	Feed Driving Cam Position Screw
200382c	11897	" " " Set Screw
204199	12333	" " Rock Shaft
206554	-----	" " " " 204199 with 200002E, 201522E and 204193

No.	Plate	Name
202305	11897	Feed Driving Rock Shaft Center (2)
200043c	12311	" " " " " Set Screw (2)
204200	12305	Feed Driving Rock Shaft Crank with 204189 (on left side) and two 200383c
200383c	12311	Feed Driving Rock Shaft Crank Set Screw
213007	12079	Feed Lifting Cam with 202126
204202	12308	" " " Fork with 200027c
200027c	12338	" " " " Pinch Screw
202126	12308	" " " Position Pin ...
200045c	12338	" " " Screw
203305	12334	" " Rock Shaft
203315	12334	" " " " 203305 with 203338
202305	11897	Feed Lifting Rock Shaft Center (2)
200043c	12311	" " " " " Set Screw (2)
202276	12308	Feed Lifting Rock Shaft Slide Block
203238	12308	" " " " " " 202276 with 200243c and 201531c
200243c	12338	Feed Lifting Rock Shaft Slide Block Hinge Screw
201531c	12308	Feed Lifting Rock Shaft Slide Block Hinge Screw Nut
204206	12306	Feed Regulating Handle
204207	12334	" " " 204206 with 200098c, 202622, 204208 to 204210, 204213 and 204925
204208	12307	Feed Regulating Handle Adjustable Stop
200098c	12307	Feed Regulating Handle Adjustable Stop Screw
204925	12306	Feed Regulating Handle Adjustable Stop Screw Washer
204209	12307	Feed Regulating Handle Position Pin
204210	12306	Feed Regulating Handle Shaft
204211	12306	" " " " " Crank with 200098c
204212	12307	Feed Regulating Handle Shaft Crank Link
200271c	12311	Feed Regulating Handle Shaft Crank Link Hinge Screw (lower)
200291c	12307	Feed Regulating Handle Shaft Crank Link Hinge Screw (upper)
200098c	12307	Feed Regulating Handle Shaft Crank Set Screw

No.	Plate	Name
204213	12307	Feed Regulating Handle Shaft Sleeve (split)
200362c	12311	Feed Regulating Handle Shaft Sleeve Set Screw
202622	12306	Feed Regulating Handle Shaft Sleeve Washer
202036	12338	Feed Regulating Handle Stop Pin
204214		Feed Regulating Handle complete, Nos. 200291c, 204207, 204211 and 204212
203482		Hook (sewing)
203483	11249	" 203482 with 201253c, 201376c and 203251
203503	13104	Hook and Bobbin Case complete, Nos. 203483 and 203500
213810	11249	Hook Bevel Gear Socket, 24 teeth
200555d	11007	" " " " Screw ..
203242	11007	" " Pinion, 24 teeth, with two 200383c (2)
200383c	12311	Hook Bevel Pinion Set Screw
203306	12333	" Counter Shaft
203244	11007	" " " Collar with two 200393c
200393c	11007	Hook Counter Shaft Collar Set Screw
203245	11007	Hook Counter Shaft Driving Gear, 44 teeth, with 200362c and 200439c
213157	11144	Hook Counter Shaft Driving Gear 203245 with 200045c and 213007..
200439c	12311	Hook Counter Shaft Driving Gear Position Screw
200362c	12311	Hook Counter Shaft Driving Gear Set Screw
203246	11007	Hook Counter Shaft Gear, 22 teeth, with two 200383c
200383c	12311	Hook Counter Shaft Gear Set Screw
202299		Hook Counter Shaft Oil Packing (wick)
200849c	11007	Hook Counter Shaft Oil Packing (wick) Stop Screw
203247	12333	Hook Driving Shaft
203248	12081	" " " Bearing with 202299
202299		Hook Driving Shaft Bearing Oil Packing (wick)
202126	12308	Hook Driving Shaft Bearing Posi- tion Pin

No.	Plate	Name
200516E	12311	Hook Driving Shaft Bearing Screw
203249	11007	" " " Bushing (eccentric)
202299	---	Hook Driving Shaft Bushing Oil Packing (wick)
200362C	12311	Hook Driving Shaft Bushing Set Screw
213141	11897	Hook Driving Shaft Collar with two 200393C
200393C	11007	Hook Driving Shaft Collar Set Screw
203251	11284	Hook Gib
201376F	11897	" " Hinge Screw
201253F	12079	" " Screw
203508	11249	" Saddle (left or right) with 200056E
200006E	11007	Hook Saddle Screw (4)
202622	12306	" " " Washer (4) ...
213018	11249	" Washer with 203476 and two 204243
203509	11249	Hook Saddle (left or right) complete, Nos. 200555H, 203478, 203499, 203503, 203506, 203508, 213018 and 213810
203510	---	Hook Saddle Combination (left and right) complete, Nos. two 203509
208490	12081	Knee Lifter Connection Lever
227311	---	" " " " 208490 with 227302, 227308 and two 200262H
200262H	12306	Knee Lifter Connection Lever Hinge Screw
227308	12081	Knee Lifter Connection Lever Lifting Rod with 202302
202302	12306	Knee Lifter Connection Lever Lifting Rod Cotter Pin
227302	12081	Knee Lifter Lifting Lever
200262H	12306	" " " " Hinge Screw
207805	12079	Knife
213130	11140	" Adjusting Block, in gauges $\frac{1}{8}$, $\frac{3}{16}$, $\frac{1}{4}$ and $\frac{3}{8}$ inch
204447	12081	Knife Bar with 200094E
204448	---	" " 204447 with 204452 ...
215953	12081	" " Bell Crank with 200337C, 201528H, 204349 and 204449
204449	12079	Knife Bar Bell Crank Bearing
201481C	12079	" " " " Driving Screw Stud

No.	Plate	Name
201528H	12079	Knife Bar Bell Crank Driving Screw Stud Nut
200391C	11140	Knife Bar Bell Crank Position Screw
200337C	12079	Knife Bar Bell Crank Stop Screw
201528H	12079	" " " " " " Nut
204370	12081	Knife Bar Driving Cam with 200347C and 200434E
200434E	12079	Knife Bar Driving Cam Position Screw
201808	---	Knife Bar Driving Cam Roller and Stud
201842	12079	Knife Bar Driving Cam Roller and Stud 201808 with 201528H
201528H	12079	Knife Bar Driving Cam Roller and Stud Nut
200347C	12376	Knife Bar Driving Cam Set Screw
204452	11140	" Holder
200094E	11140	" " Screw
200126D	11140	" Screw, for $\frac{1}{8}$ in. gauge block (2)
200076D	11140	Knife Screw, for $\frac{1}{8}$ and $\frac{3}{16}$ in. gauge blocks (2)
200056D	10884	Knife Screw, for $\frac{1}{8}$ and $\frac{3}{16}$ in. gauge blocks (2)
203715	11871	Needle Bar (hollow)
231390	11871	" " "
201248	12307	" " Connecting Link
206658C	12307	" " " " Hinge Screw Stud
201519C	12079	Needle Bar Connecting Link Hinge Screw Stud Nut
204249	12308	Needle Bar Connecting Stud with 200072C and 202277
202277	---	Needle Bar Connecting Stud Oil Packing (wick)
200072C	12308	Needle Bar Connecting Stud Pinch Screw
204326	12338	Needle Bar Packing Cord (2)
200868	11140	" " Screw Bushing (lower)
200867B	11140	" " " " (upper)
229966	11832	Needle Holder, in gauges from $\frac{3}{16}$ to $\frac{1}{4}$ in., in steps of $\frac{1}{16}$ in., for trimming .635, .045 and .060 in., with two each 200389C and 200581H, for Needle Bar 203715 ..

No.	Plate	Name
229346	14308	Roller Presser and Bar complete, in $\frac{3}{8}$ in. gauge, Nos. 200082b, 200675c, 202558, 204495, 204567, 229330, 229341, 229371, 229744, 229745 and two 200141e
229950	----	Roller Presser and Bar complete, in $\frac{3}{8}$ in. gauge, Nos. 200082b, 200675c, 202558, 202760, 204495, 204567, 229331, 229341, 229371 and two 200141e
229951	---	Roller Presser and Bar complete, in $\frac{3}{8}$ in. gauge, Nos. 200077b, 200675c, 202558, 202760, 204495, 204567, 229332, 229341, 229371, 229744 and two 200141e
229952	----	Roller Presser and Bar complete, in $\frac{3}{8}$ in. gauge, Nos. 200077b, 200675c, 202558, 202760, 204495, 204567, 229341, 229347, 229371, 229745 and two 200141e
229953	---	Roller Presser and Bar complete, in $\frac{3}{8}$ in. gauge, Nos. 200077b, 200675c, 202558, 202760, 204495, 204567, 229334, 229341, 229371, 229744, 229745 and two 200141e ..
229954	----	Roller Presser and Bar complete, in $\frac{1}{2}$ in. gauge, Nos. 200064b, 200675c, 202558, 204495, 204567, 229335, 229341, 229371, two each 200141e and 202760
213006	11144	Take-up Cam with 200335c, 200383c, 200430c, 200658c and 201519e ..
200430c	12311	Take-up Cam Position Screw
200383c	12311	" " " " Check Screw
200335c	12311	Take-up Cam Set Screw
203311	13104	" Lever
221454	----	" " 203311 with 204263 ..
204263	12386	" " Bearing with 204264 ..
204264	12306	" " " Position Pin ..
200042e	12311	" " " Screw
201816	12307	" " Roller
203312	13104	Take-up Lever complete, Nos. 200042e, 201816 and 221454
202402	12309	Tension Disc
202090	12309	" " Position Pin
204555	12338	" Release Lever
200309c	10483	" " " Screw
202075	12309	" " Plunger
204456	12079	" " Slide

No.	Plate	Name
204457	12079	Tension Release Slide Spring
202407	10881	" Spring
200632b	12309	" Stud
200397b	12309	" " Set Screw
201572b	10881	" Thumb Nut
204271	12309	" Washer
204272	12309	Tension complete, Nos. 200632b, 201572b, 202075, 202407, 204271 and two 202402
204458	11140	Thread Controller Adjusting Collar with 200684b (for Presser Bar) ..
200684b	12308	Thread Controller Adjusting Collar Screw
204274	12309	Thread Controller Plate
200577b	12311	" " " Screw
202098	12309	" " Roller
204275	12309	" " " Guard
202084	12309	" " " Washer
200300c	12309	" " " Screw
204276	12309	" " Spring
204333	12309	" " " Guard
200581b	12309	" " " " Screw ..
204277	12309	" " " Stop
204278	12309	" " " " Driving Gear
200319c	12309	Thread Controller Spring Stop Driving Gear Hinge Screw
200135e	12309	Thread Controller Spring Stop Screw
204279	12309	Thread Controller Spring Stud with 204925
200266b	12309	Thread Controller Spring Stud Set Screw
204925	12306	Thread Controller Spring Stud Washer
205987	12309	Thread Controller complete, Nos. 200300c, 200581b, 202084, 202098, 204274, 204275 and 204333
204280	12309	Thread Controller and Spring complete, Nos. 204276 and 205987 ..
204459	12079	Thread Guide
203313	12386	" "
204329	-	" Oiler (felt)
204330	12225	" " Bracket with 204329 ..
200413e	12225	" " " Screw
204281	12309	" Retainer Guide Wire
202091	12309	" " Sleeve
202092	12309	" " Spring
204058	12309	" " Stud
200368b	12309	" " " Set Screw

No.	Plate	Name
204059	12309	Thread Retainer complete, Nos. 202091, 202092 and 204058
221459	---	Throat Plate, 50 needle hole, for needle sizes 14 and 15, in $\frac{1}{4}$ in. gauge, with 200178b, 200587b, 211416 and 211426, trims opposite the needle and .060 and .085 in. to right of seam, for 211805
211952	14325	Throat Plate, 50 needle hole, for needle sizes 14 and 15, in gauges from $\frac{3}{16}$ to $\frac{3}{4}$ in., in steps of $\frac{1}{32}$ in., with 200178b, 200587b, 211416 and 211426, trims opposite the needle and .060 and .085 in. to right of seam, for 211809
222325	14325	Throat Plate, 50 needle hole, for needle sizes 14 and 15, in gauges $\frac{3}{8}$, $\frac{11}{16}$ and $\frac{7}{8}$ in., with 200178b, 200587b, 211416 and 211426, trims opposite the needle and .060 and .085 in. to right of seam, for 222324
200161b	12319	Throat Plate Clamp Screw
211426	12079	" " Knife Follower
200587b	10483	" " " " Screw
211416	12079	" " " " Spring
200178b	12079	" " " " "
		Screw
202062	12308	Throat Plate Position Pin
200577h	12311	" " Screw

MACHINE No. 22w125

DROP FEED. ALTERNATING PRESSERS

For Shoes, Gloves, etc.

In gauges from $\frac{1}{16}$ to $\frac{3}{4}$ inch

Same as No. 22w34 with the following exceptions:

No.	Plate	Name
*204497	---	Arm with 200439c, 202036 and 204705, in place of 204471
213010	11867	Arm Shaft, in place of 213001 ...
*213052	---	Bed with 202062, 203248, 203249, two each 200362c, 200516e, 200840e and 202299, in place of 203300 ..
204294	12333	Feed Driving Rock Shaft, in place of 204199
206555	---	Feed Driving Rock Shaft 204294 with 200002e, 201522e and 204193, in place of 206554
227312	---	Knee Lifter Connection Lever 208490 with 227303, 227308 and two 200262h, in place of 227311
227303	12084	Knee Lifter Lifting Lever, in place of 227302

LIST OF PARTS COMPLETE
FOR
MACHINE No. 22w172
COMPOUND FEED. ROLLER PRESSER

For Stitching Leather and Gloves

In gauges from $\frac{3}{16}$ to $\frac{1}{4}$ inch

No.	Plate	Name
*204800	---	Arm with 202036
204163	12305	" Cap
200278n	12311	" " Screw
202248	12307	" " Washer
204235	11896	" Position Pin (2)
200963e	12311	" Screw (3)
202005	12308	" " Washer (3)
213113	12084	" Shaft
204801	11144	" " Bushing (back) with 202260
202260	---	Arm Shaft Bushing (back) Oil Packing (wick)
200341c	12080	Arm Shaft Bushing (back) Set Screw
204802	11144	Arm Shaft Bushing (front) with 202036 and 202260
202260	---	Arm Shaft Bushing (front) Oil Packing (wick)
200502n	11896	Arm Shaft Bushing (front) Oil Packing Thumb Screw
202036	12338	Arm Shaft Bushing (front) Posi- tion Pin
200352c	12080	Arm Shaft Bushing (front) Set Screw
204804	14312	Arm Shaft Connection with four 200054e (2)
200054e	12307	Arm Shaft Connection Screw
204805	12333	Balance Wheel, 5 $\frac{1}{4}$ in. diam. (belt groove 2 $\frac{1}{4}$ in. diam.), with 200328c and 200335c
200062n	12311	Balance Wheel Adjusting Screw ..
200328c	12311	" " Position Screw
200335c	12311	" " Set Screw

No.	Plate	Name
*213119		Bed with 202062, 203248, 203249, two each 200362c, 200516e, 200849e and 202299
202258	12981	Bed Hinge Connection (2)
200570e	12311	" " " Screw (4)
203329	11871	" Slide (back)
203301	12331	" " (front)
203470	11249	Bobbin (2)
*203520	---	" Case
203648	11284	" " Latch
*202056		" " " Pin
203473	11284	" " " Plunger
203474	11284	" " " Spring
203499	11249	" " Lever
*203476		" " " Eccentric
204243	11284	" " " " Position Pin
203506	11249	Bobbin Case Lever Fulcrum
200056e	10884	" " " " Screw ..
203478	11249	" " " Slide Stud
203214	11284	" " Tension Spring
200984c	11284	" " " " Regulat- ing Screw
200594c	11284	Bobbin Case Tension Spring Screw
203216		" " Washer (cloth)
203521	11251	Bobbin Case complete, Nos. 200594c, 200984c, 202056, 203214, 203216, 203473, 203474, 203520 and 203648
213118		Face Plate with 200366n, 200685e, 202087, 204185, two each 200368n, 202090, 204281 and three 200397n
200065c	12338	Face Plate Screw (2)
204185	12080	" " Thread Guide
200397n	12309	" " " " Set Screw
213676	12084	Face Plate complete, Nos. 200309n, 200577n, 202088, 204280, 213118, 223311, two each 204059 and 204272
203303	12334	Feed Bar with 204189
203309		" " 203303 with 200214n, 201525e and 204200
200214e	12386	Feed Bar Hinge Screw
201525e	12386	" " " " Nut
214424	12386	" " Spring
204189	12306	" " " Hook
211588	11874	" Dog, 59 needle hole, for nee- dle sizes 14 and 15, in gauges $\frac{3}{16}$ $\frac{1}{4}$ and $\frac{1}{2}$ in., for 211587

No.	Plate	Name
200106E	12311	Feed Dog Screw (2)
200075E	12079	" " Support Screw
201535E	12079	" " " " Nut
203233	12305	" Driving Cam with 200382c and 200437c
204192	12081	Feed Driving Cam Fork Lever with 204195 and 204293
204193	11897	Feed Driving Cam Fork Lever Con- nection with 200668c and 201525e
204194	12306	Feed Driving Cam Fork Lever Con- nection Clamp with 200031E
200031E	12311	Feed Driving Cam Fork Lever Con- nection Clamp Pinch Screw
200668c	12386	Feed Driving Cam Fork Lever Con- nection Clamp Screw Stud
201525E	12386	Feed Driving Cam Fork Lever Con- nection Clamp Screw Stud Nut..
200002E	12338	Feed Driving Cam Fork Lever Con- nection Hinge Screw
201522E	12338	Feed Driving Cam Fork Lever Con- nection Hinge Screw Nut
*204195	---	Feed Driving Cam Fork Lever Shaft
204197	12306	Feed Driving Cam Fork Lever Shaft Collar with 200113E
200113E	12225	Feed Driving Cam Fork Lever Shaft Collar Set Screw
204293	12308	Feed Driving Cam Fork Lever Shaft Position Pin
204196	11897	Feed Driving Cam Fork Lever Shaft Sleeve (split)
200043c	12311	Feed Driving Cam Fork Lever Shaft Sleeve Set Screw
201524E	12338	Feed Driving Cam Fork Lever Shaft Sleeve Set Screw Nut ...
204198	12334	Feed Driving Cam Fork Lever com- plete. Nos. 204192 and 204194 ..
200437c	12311	Feed Driving Cam Position Screw
200382c	11897	" " " " Set Screw
204821	11867	" " Rock Shaft
213931	---	" " " " 204821 with 200002E, 201522E and 204193 ...
202305	11897	Feed Driving Rock Shaft Center (2)
200043c	12311	" " " " " " Set Screw (2)
204200	12305	Feed Driving Rock Shaft Crank with 204189 (on left side) and two 200383c
200383c	12311	Feed Driving Rock Shaft Crank Set Screw

No.	Plate	Name
213007	12079	Feed Lifting Cam with 202126
204202	12308	" " " " Fork with 200027E
200027E	12338	" " " " " Pinch Screw
202126	12308	" " " " Position Pin
200045E	12338	" " " " Screw
203305	12334	" " Rock Shaft
203315	12334	" " " " 203305 with 203238
202305	11897	Feed Lifting Rock Shaft Center (2)
200043c	12311	" " " " " " Set Screw (2)
202276	12308	Feed Lifting Rock Shaft Slide Block
203238	12308	" " " " " " " 202276 with 200243E and 201531E
200243E	12338	Feed Lifting Rock Shaft Slide Block Hinge Screw
201531E	12308	Feed Lifting Rock Shaft Slide Block Hinge Screw Nut
204206	12306	Feed Regulating Handle
204288	11871	" " " " 204206 with 200098E, 202622, 204208, 204209, 204213, 204289 and 204925
204208	12307	Feed Regulating Handle Adjustable Stop
200098E	12307	Feed Regulating Handle Adjustable Stop Screw
204925	12306	Feed Regulating Handle Adjustable Stop Screw Washer
204209	12307	Feed Regulating Handle Position Pin
204289	11806	Feed Regulating Handle Shaft
204211	12306	" " " " " Crank with 200098E
204212	12307	Feed Regulating Handle Shaft Crank Link
200271E	12311	Feed Regulating Handle Shaft Crank Link Hinge Screw (lower)
200291E	12307	Feed Regulating Handle Shaft Crank Link Hinge Screw (upper)
200098E	12307	Feed Regulating Handle Shaft Crank Set Screw
204213	12307	Feed Regulating Handle Shaft Sleeve (split)
200362c	12311	Feed Regulating Handle Shaft Sleeve Set Screw
202622	12306	Feed Regulating Handle Shaft Sleeve Washer
202036	12338	Feed Regulating Handle Stop Pin

No.	Plate	Name
204298	----	Feed Regulating Handle complete, Nos. 200291e, 204211, 204212 and 204288
*203482	----	Hook (sewing)
203483	11249	" 203482 with 201253e, 201376e and 203251
203547	----	Hook and Bobbin Case complete, Nos. 203483 and 203521
213810	11249	Hook Bevel Gear Socket, 24 teeth
200555h	11007	" " " " Screw ...
203242	11007	" " Pinion, 24 teeth, with two 200383c (2)
200383c	12311	Hook Bevel Pinion Set Screw
203306	12333	" Counter Shaft
203244	12308	" " " Collar with two 200393c
200393c	11007	Hook Counter Shaft Collar Set Screw
203245	11007	Hook Counter Shaft Driving Gear, 44 teeth, with 200362c and 200439c
213157	11144	Hook Counter Shaft Driving Gear 203245 with 200045e and 213007...
200439c	12311	Hook Counter Shaft Driving Gear Position Screw
200362c	12311	Hook Counter Shaft Driving Gear Set Screw
203246	11007	Hook Counter Shaft Gear, 22 teeth, with two 200383c
200383c	12311	Hook Counter Shaft Gear Set Screw
202299	----	Hook Counter Shaft Oil Packing (wick)
200840e	11007	Hook Counter Shaft Oil Packing (wick) Stop Screw
213116	12084	Hook Driving Shaft
203248	12081	" " " Bearing with 202299
202299	----	Hook Driving Shaft Bearing Oil Packing (wick)
202126	12308	Hook Driving Shaft Bearing Position Pin
200516e	12311	Hook Driving Shaft Bearing Screw
203249	11007	" " " Bushing (eccentric)
202299	----	Hook Driving Shaft Bushing Oil Packing (wick)
200362c	12311	Hook Driving Shaft Bushing Set Screw
213141	11897	Hook Driving Shaft Collar with two 200393c

No.	Plate	Name
200393c	11007	Hook Driving Shaft Collar Set Screw
203251	11284	Hook Gib
201376e	11897	" " Hinge Screw
201253e	12079	" " Screw
203508	11249	" Saddle (left or right) with 200056e
200006e	11007	Hook Saddle Screw (1)
202622	12306	" " " Washer (4) ...
213018	11249	" Washer with 203476 and two 204243
203548	11251	Hook Saddle (left or right) complete, Nos. 200555h, 203478, 203499, 203506, 203508, 203547, 213018 and 213810
203597	----	Hook Saddle Combination (left and right) complete, Nos. two 203548
208490	12081	Knee Lifter Connection Lever
227313	----	" " " " 208490 with 227303, 227309 and two 200262h
200262h	12306	Knee Lifter Connection Lever Hinge Screw
227309	14312	Knee Lifter Connection Lever Lifting Rod with 202302
202302	12306	Knee Lifter Connection Lever Lifting Rod Cotter Pin
227303	12084	Knee Lifter Lifting Lever
200262h	12306	" " " " Hinge Screw
231399	11871	Needle Bar (hollow)
213283	12080	" " Connecting Link
200237e	12080	" " " " Hinge Screw Stud
201519e	12079	Needle Bar Connecting Link Hinge Screw Stud Nut
201249	12308	Needle Bar Connecting Stud with 200072c and 202277
202277	----	Needle Bar Connecting Stud Oil Packing (wick)
200072c	12308	Needle Bar Connecting Stud Pinch Screw
204829	11871	Needle Bar Frame
204830	12080	" " " Driving Crank with two 200382c
203154	----	Needle Bar Frame Driving Crank 204830 with 200932c, 201525e and 203155
204832	11144	Needle Bar Frame Driving Crank Connection (9½ in. long)

No.	Plate	Name
215652	---	Needle Bar Frame Driving Crank Connection 204832 with two 201528c
203155	11806	Needle Bar Frame Driving Crank Connection Bearing (lower)
200932c	11806	Needle Bar Frame Driving Crank Connection Bearing (lower) Hinge Screw
201525e	12386	Needle Bar Frame Driving Crank Connection Bearing (lower) Hinge Screw Nut
203155	11806	Needle Bar Frame Driving Crank Connection Bearing (upper)
200932c	11806	Needle Bar Frame Driving Crank Connection Bearing (upper) Hinge Screw
201525e	12386	Needle Bar Frame Driving Crank Connection Bearing (upper) Hinge Screw Nut
201528c	12079	Needle Bar Frame Driving Crank Connection Bearing Check Nut ..
203114	11806	Needle Bar Frame Driving Crank Connection Bell Crank with 200387c and 200447c
203156	---	Needle Bar Frame Driving Crank Connection Bell Crank 203114 with two each 200932c, 201525e, and 203155
200447c	11806	Needle Bar Frame Driving Crank Connection Bell Crank Position Screw
200387c	11897	Needle Bar Frame Driving Crank Connection Bell Crank Set Screw
202899	12080	Needle Bar Frame Driving Crank Connection Bell Crank Stud
200382c	11897	Needle Bar Frame Driving Crank Set Screw
204838	11144	Needle Bar Frame Pitman (7½ in. long)
204642	---	Needle Bar Frame Pitman 204838 with two 201528c
*204839	---	Needle Bar Frame Pitman Ball Bearing with 204840 and two 200086c
204641	12080	Needle Bar Frame Pitman Ball Bearing 204839 with 200878
*204840	---	Needle Bar Frame Pitman Ball Bearing Cap
200086c	12308	Needle Bar Frame Pitman Ball Bearing Cap Screw

No.	Plate	Name
200737c	11806	Needle Bar Frame Pitman Ball Screw
200878	-	Needle Bar Frame Pitman Ball Screw 200737c with 201524c
201524c	12338	Needle Bar Frame Pitman Ball Screw Nut
203155	11806	Needle Bar Frame Pitman Bearing (right hand)
201528c	12079	Needle Bar Frame Pitman Bearing Check Nut (left or right)
200932c	11806	Needle Bar Frame Pitman Bearing Hinge Screw
201525e	12386	Needle Bar Frame Pitman Bearing Hinge Screw Nut
204843	12080	Needle Bar Frame Position Stud (lower)
200383c	12311	Needle Bar Frame Position Stud (lower) Set Screw
204841	11806	Needle Bar Frame Position Stud (upper)
200383c	12311	Needle Bar Frame Position Stud (upper) Set Screw
201381	11832	Needle Holder, needles ¾ in. apart and must be set diagonally, in gauges 1, 2, and 3, in., with 201030e and two 200141e
201030e	11897	Needle Holder Screw
200141e	11897	" Set Screw
207072	12080	Presser Bar Bushing
200399c	11806	" " " Set Screw ...
204252	12308	" " " Lifter
200550c	12311	" " " Hinge Screw ..
208609	---	" " " Lifting Bracket
204846	12080	" " " " 208609 with 200387c
204254	12307	Presser Bar Lifting Bracket Position Guide
200362c	12311	Presser Bar Lifting Bracket Position Guide Set Screw
200387c	11897	Presser Bar Lifting Bracket Set Screw
204258	12386	Presser Bar Spring (heavy)
200494b	14314	" " " Thumb Screw (pressure regulating)
201906	11845	Roller Presser, 1½ in. diam., ⅝ in. face (fine), with 200548c and 201534n
202839	-	Roller Presser Arm
204567	11845	" " " 202839 with 201906

LIST OF PARTS COMPLETE
FOR
MACHINE No. 22w173

COMPOUND FEED. ROLLER PRESSER

For Stitching Leather and Gloves

In gauges from $\frac{3}{16}$ to $\frac{1}{2}$ inch

No.	Plate	Name
*204800	---	Arm with 202036
204163	12305	" Cap
200278H	12311	" " Screw
202248	12307	" " Washer
204235	11806	" Position Pin (2)
200963E	12311	" Screw (3)
202005	12308	" " Washer (3)
213113	12084	" Shaft
204801	11144	" " Bushing (back) with 202260
202260	---	Arm Shaft Bushing (back) Oil Packing (wick)
200341C	12080	Arm Shaft Bushing (back) Set Screw
204802	11144	Arm Shaft Bushing (front) with 202036 and 202260
202260	---	Arm Shaft Bushing (front) Oil Packing (wick)
200502B	11806	Arm Shaft Bushing (front) Oil Packing Thumb Screw
202036	12338	Arm Shaft Bushing (front) Posi- tion Pin
200352C	12080	Arm Shaft Bushing (front) Set Screw
204804	14312	Arm Shaft Connection with four 200054E (2)
200054E	12307	Arm Shaft Connection Screw
204805	12333	Balance Wheel, 5 $\frac{1}{2}$ in. diam. (belt groove 2 $\frac{3}{4}$ in. diam.), with 200328C and 200335C
200062H	12311	Balance Wheel Adjusting Screw
200328C	12311	" " Position Screw
200335C	12311	" " Set Screw

No.	Plate	Name
*213119	---	Bed with 202062, 203248, 203249, two each 200362C, 200516E, 200840E and 202299
202258	12081	Bed Hinge Connection (2)
200570E	12311	" " " Screw (4)
203329	11871	" Slide (back)
203301	12334	" " (front)
203470	11249	Bobbin (2)
*203520	---	" Case
203648	11284	" " Latch
*202056	---	" " " Pin
203473	11284	" " " Plunger
203474	11284	" " " Spring
203499	11249	" " Lever
*203476	---	" " " Eccentric
204243	11284	" " " " Position Pin
203506	11249	" " " Fulcrum
200356E	10884	" " " " Screw
203478	11249	" " " Slide Stud
203214	11284	" " Tension Spring
200984C	11284	" " " " Regulat- ing Screw
200594C	11284	Bobbin Case Tension Spring Screw
203216	---	" " Washer (cloth)
203521	11251	Bobbin Case complete, Nos. 200594C, 200984C, 202056, 203214, 203216, 203473, 203474, 203520 and 203648
213118	---	Face Plate with 200366H, 200685C, 202087, 204185, two each 200368H, 202090, 204281 and three 200397H
200065C	12338	Face Plate Screw (2)
204185	12080	" " Thread Guide
200397H	12309	" " " " Set Screw
213676	12084	Face Plate complete, Nos. 200309C, 200577H, 202088, 204280, 213118, 223311, two each 204059 and 204272
203303	12334	Feed Bar with 204189
203309	---	" " 203303 with 200214E, 201525E and 204200
200214E	12386	Feed Bar Hinge Screw
201525E	12386	" " " " Nut
214424	12386	" " Spring
204189	12306	" " " Hook
211590	12078	" Dog, 50 needle hole, for needle sizes 14 and 15, in gauges from $\frac{3}{16}$ to $\frac{1}{2}$ in., in steps of $\frac{1}{16}$ in., for 211589

No.	Plate	Name
200106F	12311	Feed Dog Screw (2)
200075E	12079	" " Support Screw
201535E	12079	" " " " Nut
203233	12305	" Driving Cam with 200382c and 200437c
204192	12081	Feed Driving Cam Fork Lever with 204195 and 204293
204193	11897	Feed Driving Cam Fork Lever Con- nection with 200668c and 201525E
204194	12306	Feed Driving Cam Fork Lever Con- nection Clamp with 200031F
200031F	12311	Feed Driving Cam Fork Lever Con- nection Clamp Pinch Screw
200668c	12386	Feed Driving Cam Fork Lever Con- nection Clamp Screw Stud
201525E	12386	Feed Driving Cam Fork Lever Con- nection Clamp Screw Stud Nut
200002E	12338	Feed Driving Cam Fork Lever Con- nection Hinge Screw
201522E	12338	Feed Driving Cam Fork Lever Con- nection Hinge Screw Nut
*204195	---	Feed Driving Cam Fork Lever Shaft
204197	12306	Feed Driving Cam Fork Lever Shaft Collar with 200113E
200113E	12225	Feed Driving Cam Fork Lever Shaft Collar Set Screw
204293	12308	Feed Driving Cam Fork Lever Shaft Position Pin
204196	11897	Feed Driving Cam Fork Lever Shaft Sleeve (split)
200043c	12311	Feed Driving Cam Fork Lever Shaft Sleeve Set Screw
201524E	12338	Feed Driving Cam Fork Lever Shaft Sleeve Set Screw Nut
204198	12334	Feed Driving Cam Fork Lever com- plete, Nos. 204192 and 204194
200437c	12311	Feed Driving Cam Position Screw
200382c	11897	" " " " Set Screw
204821	11867	" " Rock Shaft
213931	---	" " " " 204821 with 200002E, 201522E and 204193
202305	11897	Feed Driving Rock Shaft Center (2)
200043c	12311	" " " " " " Set Screw (2)
204209	12305	Feed Driving Rock Shaft Crank with 204189 (on left side) and two 200383c
200383c	12311	Feed Driving Rock Shaft Crank Set Screw

No.	Plate	Name
213007	12079	Feed Lifting Cam with 202126
204202	12308	" " " " Fork with 200027E
200027E	12338	" " " " Pinch Screw
202126	12308	" " " " Position Pin
200045E	12338	" " " " Screw
203305	12334	" " Rock Shaft
203315	12334	" " " " 203305 with 203238
202305	11897	Feed Lifting Rock Shaft Center (2)
200043c	12311	" " " " " " Set Screw (2)
202276	12308	Feed Lifting Rock Shaft Slide Block
203238	12308	Feed Lifting Rock Shaft Slide Block 202276 with 200243E and 201531E
200243E	12338	Feed Lifting Rock Shaft Slide Block Hinge Screw
201531E	12308	Feed Lifting Rock Shaft Slide Block Hinge Screw Nut
204206	12306	Feed Regulating Handle
204288	11871	" " " " 204206 with 200098F, 202622, 204208, 204209, 204213, 204289 and 204925
204208	12307	Feed Regulating Handle Adjustable Stop
200098F	12307	Feed Regulating Handle Adjustable Stop Screw
204925	12306	Feed Regulating Handle Adjustable Stop Screw Washer
204209	12307	Feed Regulating Handle Position Pin
204289	11806	Feed Regulating Handle Shaft
204211	12306	" " " " " "
		Crank with 200098E
204212	12307	Feed Regulating Handle Shaft Crank Link
200271E	12311	Feed Regulating Handle Shaft Crank Link Hinge Screw (lower)
200291E	12307	Feed Regulating Handle Shaft Crank Link Hinge Screw (upper)
200098E	12307	Feed Regulating Handle Shaft Crank Set Screw
204213	12307	Feed Regulating Handle Shaft Sleeve (split)
200362c	12311	Feed Regulating Handle Shaft Sleeve Set Screw
202622	12306	Feed Regulating Handle Shaft Sleeve Washer

No.	Plate	Name
202036	12338	Feed Regulating Handle Stop Pin
204298	---	Feed Regulating Handle complete, Nos. 200291e, 204211, 204212 and 204288
*203482	---	Hook (sewing)
203483	11249	" 203482 with 201253e, 201376e and 203251
203547	---	Hook and Bobbin Case complete, Nos. 203483 and 203521
213810	11249	Hook Bevel Gear Socket
200555h	11007	" " " " Screw ...
203242	11007	" " Pinion, 24 teeth, with two 200383c (2)
200383c	12311	Hook Bevel Pinion Set Screw
203306	12333	" Counter Shaft
203244	12308	" " " Collar with two 200393c
200393c	11007	Hook Counter Shaft Collar Set Screw
203245	11007	Hook Counter Shaft Driving Gear, 44 teeth, with 200362c and 200439c
213157	11144	Hook Counter Shaft Driving Gear 203245 with 200045e and 213007..
200439c	12311	Hook Counter Shaft Driving Gear Position Screw
200362c	12311	Hook Counter Shaft Driving Gear Set Screw
203246	11007	Hook Counter Shaft Gear, 22 teeth, with two 200383c
200383c	12311	Hook Counter Shaft Gear Set Screw
202299	---	" " " Oil Packing (wick)
200840e	11007	Hook Counter Shaft Oil Packing (wick) Stop Screw
213116	12084	Hook Driving Shaft
203248	12081	" " " Bearing with 202299
202299	---	Hook Driving Shaft Bearing Oil Packing (wick)
202126	12308	Hook Driving Shaft Bearing Posi- tion Pin
200516e	12311	Hook Driving Shaft Bearing Screw
203249	11007	" " " Bushing (eccen- tric)
202299	---	Hook Driving Shaft Bushing Oil Packing (wick)
200362c	12311	Hook Driving Shaft Bushing Set Screw
213141	11897	Hook Driving Shaft Collar with two 200393c

No.	Plate	Name
200393c	11007	Hook Driving Shaft Collar Set Screw
203251	11281	Hook Gib
201376e	11897	" " Hinge Screw
201253e	12079	" " Screw
203508	11249	" Saddle (left or right) with 200056e
200006e	11007	Hook Saddle Screw (4)
202622	12306	" " " Washer (4) ...
213018	11249	" Washer with 203476 and two 201243
203548	11351	Hook Saddle (left or right) com- plete, Nos. 200555h, 203478, 203499, 203506, 203508, 203547, 213018 and 213810
203597	---	Hook Saddle Combination (left and right) complete, Nos. two 203548
208490	12081	Knee Lifter Connection Lever
227313	---	" " " " 208490 with 227303, 227309 and two 200262h
200262h	12306	Knee Lifter Connection Lever Hinge Screw
227309	14312	Knee Lifter Connection Lever Lift- ing Rod with 202302
202302	12306	Knee Lifter Connection Lever Lift- ing Rod Cotter Pin
227303	12084	Knee Lifter Lifting Lever
200262h	12306	" " " " Hinge Screw
231399	11871	Needle Bar (hollow)
213283	12080	" " Connecting Link
200237c	12080	" " " " Hinge Screw Stud
201519e	12079	Needle Bar Connecting Link Hinge Screw Stud Nut
204249	12308	Needle Bar Connecting Stud with 200072c and 202277
202277	---	Needle Bar Connecting Stud Oil Packing (wick)
200072c	12308	Needle Bar Connecting Stud Pinch Screw
204829	11871	Needle Bar Frame
204830	12080	" " " Driving Crank with two 200382c
203154	---	Needle Bar Frame Driving Crank 204830 with 200932c, 201525e and 203155
204832	11144	Needle Bar Frame Driving Crank Connection (9½ in. long)

No.	Plate	Name
215652	---	Needle Bar Frame Driving Crank Connection 204832 with two 201528c
203155	11806	Needle Bar Frame Driving Crank Connection Bearing (lower)
200932c	11806	Needle Bar Frame Driving Crank Connection Bearing (lower) Hinge Screw
201525E	12386	Needle Bar Frame Driving Crank Connection Bearing (lower) Hinge Screw Nut
203155	11806	Needle Bar Frame Driving Crank Connection Bearing (upper) ...
200932c	11806	Needle Bar Frame Driving Crank Connection Bearing (upper) Hinge Screw
201525E	12386	Needle Bar Frame Driving Crank Connection Bearing (upper) Hinge Screw Nut
201528c	12079	Needle Bar Frame Driving Crank Connection Bearing Check Nut..
203114	11806	Needle Bar Frame Driving Crank Connection Bell Crank with 200387c and 200447c
203156	---	Needle Bar Frame Driving Crank Connection Bell Crank 203114 with two each 200932c, 201525E and 203155
200447c	11806	Needle Bar Frame Driving Crank Connection Bell Crank Position Screw
200387c	11897	Needle Bar Frame Driving Crank Connection Bell Crank Set Screw
202899	12080	Needle Bar Frame Driving Crank Connection Bell Crank Stud ...
200382c	11897	Needle Bar Frame Driving Crank Set Screw
204838	11144	Needle Bar Frame Pitman (7½ in. long)
204642	---	Needle Bar Frame Pitman 204838 with two 201528c
*204839	----	Needle Bar Frame Pitman Ball Bearing with 204840 and two 200086c
204641	12080	Needle Bar Frame Pitman Ball Bearing 204839 with 200878
*204840	---	Needle Bar Frame Pitman Ball Bearing Cap
200086c	12308	Needle Bar Frame Pitman Ball Bearing Cap Screw

No.	Plate	Name
200737c	11806	Needle Bar Frame Pitman Ball Screw
200878	---	Needle Bar Frame Pitman Ball Screw 200737c with 201524E
201524E	12338	Needle Bar Frame Pitman Ball Screw Nut
203155	11806	Needle Bar Frame Pitman Bearing (right hand)
201528c	12079	Needle Bar Frame Pitman Bearing Check Nut (left or right)
200932c	11806	Needle Bar Frame Pitman Bearing Hinge Screw
201525E	12386	Needle Bar Frame Pitman Bearing Hinge Screw Nut
204843	12080	Needle Bar Frame Position Stud (lower)
200383c	12311	Needle Bar Frame Position Stud (lower) Set Screw
204844	11806	Needle Bar Frame Position Stud (upper)
200383c	12311	Needle Bar Frame Position Stud (upper) Set Screw
231398	11832	Needle Holder, in gauges from ¾ to ¾ in., in steps of ⅛ in., with 201030E and two 200141E
201030E	11897	Needle Holder Screw
200141E	11897	" Set Screw
207072	12980	Presser Bar Bushing
200399c	11806	" " " Set Screw
204252	12308	" " " Lifter
200550c	12311	" " " Hinge Screw ...
208609	---	" " " Lifting Bracket
204846	12080	" " " " 208609 with 200387c
204254	12307	Presser Bar Lifting Bracket Position Guide
200362c	12311	Presser Bar Lifting Bracket Position Guide Set Screw
200387c	11897	Presser Bar Lifting Bracket Set Screw
204258	12386	Presser Bar Spring (heavy)
200494B	12305	" " Thumb Screw (pressure regulating)
201906	11845	Roller Presser, 1½ in. diam., ¾ in. face (fine), with 200548c and 201534B
202839	---	Roller Presser Arm
204567	11845	" " " 202839 with 201906

No.	Plate	Name
229341	14307	Roller Presser Arm Bracket (swing)
200675c	12225	Roller Presser Arm Bracket Position Screw Stud
202558	12225	Roller Presser Arm Bracket Spring
229370	12079	" " " " "
		Stop and Back Needle Guard Holder
229371	---	Roller Presser Arm Bracket Spring Stop and Back Needle Guard Holder 229370 with 200350n, 201317F and 226220
200350n	11845	Roller Presser Arm Bracket Spring Stop and Back Needle Guard Holder Adjusting Screw
200141F	11897	Roller Presser Arm Bracket Spring Stop and Back Needle Guard Holder Set Screw
200382b	10881	Roller Presser Arm Screw, for gauges $\frac{3}{8}$ to $\frac{1}{2}$ inch
200077b	14307	Roller Presser Arm Screw, for gauges $\frac{3}{8}$ and $\frac{1}{2}$ inch
200064b	14307	Roller Presser Arm Screw, for gauges $\frac{1}{4}$ and $\frac{3}{8}$ inch
229744	14307	Roller Presser Arm Shim, $\frac{1}{16}$ in. thick
229745	14307	Roller Presser Arm Shim, $\frac{1}{8}$ in. thick
202760	14307	Roller Presser Arm Shim, $\frac{1}{8}$ in. thick
204495	12225	Roller Presser Bar
200548c	14307	" " Hinge Screw
201534n	12225	" " " " Nut
229360	---	" " Needle Guard (back), in $\frac{3}{8}$ in. gauge
229361	---	Roller Presser Needle Guard (back), in $\frac{1}{2}$ in. gauge
229349	---	Roller Presser Needle Guard (back), in $\frac{3}{8}$ in. gauge
229333	14309	Roller Presser Needle Guard (back), in $\frac{3}{8}$ in. gauge, with 350061F
229362	---	Roller Presser Needle Guard (back), in $\frac{3}{8}$ in. gauge, with 350061F
229363	---	Roller Presser Needle Guard (back), in $\frac{1}{4}$ in. gauge, with 350061F

No.	Plate	Name
229364	---	Roller Presser Needle Guard (back), in $\frac{3}{8}$ in. gauge, with 350061F
201317F	12079	Roller Presser Needle Guard (back) Clamp Screw
226220	14307	Roller Presser Needle Guard (back) Clamp Screw Washer ...
350061F	14314	Roller Presser Needle Guard (back) Screw
229957	---	Roller Presser and Bar complete, in $\frac{3}{8}$ in. gauge, Nos. 200082b, 200675c, 202558, 204495, 204567, 229341, 229360, 229371, 229744, 229745 and two 200141F
229958	---	Roller Presser and Bar complete, in $\frac{1}{2}$ in. gauge, Nos. 200082b, 200675c, 202558, 202760, 204495, 204567, 229341, 229361, 229371 and two 200141F
229350	---	Roller Presser and Bar complete, in $\frac{3}{8}$ in. gauge, Nos. 200082b, 200675c, 202558, 202760, 204495, 204567, 229341, 229349, 229371, 229744, 229745 and two 200141F ..
229959	---	Roller Presser and Bar complete, in $\frac{3}{8}$ in. gauge, Nos. 200077b, 200675c, 202558, 202760, 204495, 204567, 229333, 229341, 229371, 229745 and two 200141F
229960	---	Roller Presser and Bar complete, in $\frac{1}{2}$ in. gauge, Nos. 200077b, 200675c, 202558, 202760, 204495, 204567, 229341, 229362, 229371, 229744, 229745 and two 200141F ..
229961	---	Roller Presser and Bar complete, in $\frac{1}{4}$ in. gauge, Nos. 200064b, 200675c, 202558, 204495, 204567, 229341, 229363, 229371, two each 200141F and 202760
229962	---	Roller Presser and Bar complete, in $\frac{3}{8}$ in. gauge, Nos. 200064b, 200675c, 202558, 204495, 204567, 229341, 229364, 229371, 229744, two each 200141F and 202760
213011	11144	Take-up Cam with 200335c, 200383c and 200430c
203172	12307	Take-up Cam Friction Washer ...
200430c	12311	" " Position Screw
200383c	12311	" " " " Check Screw

No.	Plate	Name
200335c	12311	Take-up Cam Set Screw
213677	11144	Take-up Cam complete, Nos. 200237c, 201519e, 213011 and 213283
204553	12386	Take-up Lever
206601	-----	" " 204553 with 204263 ..
204263	12386	" " Bearing with 204264
204264	12306	" " " Position Pin ..
200042f	12311	" " " Screw
201816	12307	" " Roller
204554	12386	Take-up Lever complete, Nos. 200042f, 201816 and 206601
202402	12309	Tension Disc
202090	12309	" " Position Pin
223311	12338	" Release Lever
200685E	10483	" " Position Screw
200309E	10483	" " " Screw
202075	12309	" " Plunger
204848	11806	" " Slide with 203695
203695	11806	" " " Spring
202407	10881	" Spring
200632B	12309	" Stud
200397H	12309	" " Set Screw
201572B	10881	" Thumb Nut
204271	12309	" Washer
204272	12309	Tension complete, Nos. 200632b, 201572b, 202075, 202407, 204271 and two 202402
204274	12309	Thread Controller Plate
200577H	12311	" " " Screw
202098	12309	" " Roller
204275	12309	" " Guard
202084	12309	" " " Washer
200300c	12309	" " " Screw
204276	12309	" " Spring
204333	12309	" " " Guard
200581H	12309	" " " Screw ..
202087	12079	" " " Stop
202088	12079	" " " Stud with 204925
200366H	12309	Thread Controller Spring Stud Set Screw
204925	12306	Thread Controller Spring Stud Washer
205987	12309	Thread Controller complete, Nos. 200300c, 200581H, 202084, 202098, 204274, 204275 and 204333
204280	12309	Thread Controller and Spring com- plete, Nos. 204276 and 205987 ..

No.	Plate	Name
204556	12386	Thread Guide
203313	12386	" "
204281	12309	" Retainer Guide Wire
202091	12309	" " Sleeve
202092	12309	" " Spring
204058	12309	" " Stud
200368H	12309	" " " Set Screw
204059	12309	Thread Retainer complete, Nos. 202091, 202092 and 204058
211589	12078	Throat Plate, in gauges from $\frac{3}{8}$ to $\frac{1}{2}$ in., in steps of $\frac{1}{16}$ in., for 211590
200161D	12319	Throat Plate Clamp Screw
202062	12308	" " Position Pin
200577H	12311	" " Screw

No.	Plate	Name
200031r	12311	Feed Driving Cam Fork Lever Connection Clamp Pinch Screw
200668c	12386	Feed Driving Cam Fork Lever Connection Clamp Screw Stud
201525e	12386	Feed Driving Cam Fork Lever Connection Clamp Screw Stud Nut ..
200002e	12338	Feed Driving Cam Fork Lever Connection Hinge Screw
201522e	12338	Feed Driving Cam Fork Lever Connection Hinge Screw Nut
*204195	---	Feed Driving Cam Fork Lever Shaft
204197	12306	Feed Driving Cam Fork Lever Shaft Collar with 200113r
200113r	12225	Feed Driving Cam Fork Lever Shaft Collar Set Screw
204293	12308	Feed Driving Cam Fork Lever Shaft Position Pin
204196	11897	Feed Driving Cam Fork Lever Shaft Sleeve (split)
200043c	12311	Feed Driving Cam Fork Lever Shaft Sleeve Set Screw
201524e	12338	Feed Driving Cam Fork Lever Shaft Sleeve Set Screw Nut
204198	12334	Feed Driving Cam Fork Lever complete, Nos. 204192 and 204194 ..
200437c	12311	Feed Driving Cam Position Screw
200382c	11897	" " " Set Screw
204294	12333	" " " Rock Shaft
206555	---	" " " " 204294 with 200002e, 201522e and 204193
202305	11897	Feed Driving Rock Shaft Center (2)
200043c	12311	" " " " " Set Screw (2)
204200	12305	Feed Driving Rock Shaft Crank with 204189 (on left side) and two 200383c
200383c	12311	Feed Driving Rock Shaft Crank Set Screw
203235	14313	Feed Lifting Cam with 202126
204202	12308	" " " Fork with 200027e
200027e	12338	" " " " Pinch Screw
202126	12308	" " " Position Pin
200045e	12338	" " " Screw
203305	12334	" " Rock Shaft
203315	12334	" " " " 203305 with 203238
202305	11897	Feed Lifting Rock Shaft Center (2)
200043c	12311	" " " " " Set Screw (2)

No.	Plate	Name
202276	12308	Feed Lifting Rock Shaft Slide Block
203238	12308	Feed Lifting Rock Shaft Slide Block 202276 with 200243e and 201531e
200243e	12338	Feed Lifting Rock Shaft Slide Block Hinge Screw
201531e	12308	Feed Lifting Rock Shaft Slide Block Hinge Screw Nut
204206	12306	Feed Regulating Handle
204288	11871	" " " 204206 with 200098r, 202622, 204208, 204209, 204213, 204289 and 204925 ...
204208	12307	Feed Regulating Handle Adjustable Stop
200098r	12307	Feed Regulating Handle Adjustable Stop Screw
204925	12306	Feed Regulating Handle Adjustable Stop Screw Washer
204209	12307	Feed Regulating Handle Position Pin
204289	11806	Feed Regulating Handle Shaft
204211	12306	" " " " Crank with 200098r
204212	12307	Feed Regulating Handle Shaft Crank Link
200271e	12311	Feed Regulating Handle Shaft Crank Link Hinge Screw (lower)
200291e	12307	Feed Regulating Handle Shaft Crank Link Hinge Screw (upper)
200098r	12307	Feed Regulating Handle Shaft Crank Set Screw
204213	12307	Feed Regulating Handle Shaft Sleeve (split)
200362c	12311	Feed Regulating Handle Shaft Sleeve Set Screw
202622	12306	Feed Regulating Handle Shaft Sleeve Washer
202036	12338	Feed Regulating Handle Stop Pin
204298	---	Feed Regulating Handle complete, Nos. 200291e, 204211, 204212 and 204288
*203482	---	Hook (sewing)
203483	11249	" 203482 with 201253e, 201376e and 203251
203671	---	Hook and Robbin Case complete, Nos. 203483 and 203669

No.	Plate	Name
213810	11249	Hook Bevel Gear Socket
200555u	11007	" " " " Screw
203242	11007	" " Pinion, 24 teeth, with two 200383c (2)
200383c	12311	Hook Bevel Pinion Set Screw
203306	12333	" Counter Shaft
203244	12308	" " " Collar with two 200393c
200393c	11007	Hook Counter Shaft Collar Set Screw
203245	11007	Hook Counter Shaft Driving Gear, 44 teeth, with 200362c and 200439c
213154	12305	Hook Counter Shaft Driving Gear 203245 with 200045c and 203235...
200439c	12311	Hook Counter Shaft Driving Gear Position Screw
200362c	12311	Hook Counter Shaft Driving Gear Set Screw
203246	11007	Hook Counter Shaft Gear, 22 teeth, with two 200383c
200383c	12311	Hook Counter Shaft Gear Set Screw
202299	---	" " " Oil Packing (wick)
200840e	11007	Hook Counter Shaft Oil Packing (wick) Stop Screw
213624	12333	Hook Driving Shaft
203248	12081	" " " Bearing with 202299
202299	---	Hook Driving Shaft Bearing Oil Packing (wick)
202126	12308	Hook Driving Shaft Bearing Posi- tion Pin
200516e	12311	Hook Driving Shaft Bearing Screw
203249	11007	" " " Bushing (eccen- tric)
202299	---	Hook Driving Shaft Bushing Oil Packing (wick)
200362c	12311	Hook Driving Shaft Bushing Set Screw
213141	11897	Hook Driving Shaft Collar with two 200393c
200393	11007	Hook Driving Shaft Collar Set Screw
203251	11284	Hook Gib
201376f	11897	" " Hinge Screw
201253f	12079	" " Screw
203508	11249	" Saddle (left or right) with 200056e
200006e	11007	Hook Saddle Screw (4)
202622	12306	" " " Washer (4) ...

No.	Plate	Name
203455	---	Hook Washer with 203476 and two 204243
203672	14314	Hook Saddle (left or right) com- plete, Nos. 200555u, 203455, 203478, 203499, 203506, 203508, 203671 and 213810
203673	---	Hook Saddle Combination (left and right) complete, Nos. two 203672
207846	14312	Knee Lifter Connection Lever with 202446
207847	---	Knee Lifter Connection Lever 207846 with 200224u, 200262u, 207849 and 227310
200224u	12306	Knee Lifter Connection Lever Hinge Screw
227310	14312	Knee Lifter Connection Lever Lift- ing Rod with 202302
202302	12306	Knee Lifter Connection Lever Lift- ing Rod Cotter Pin
202446	12306	Knee Lifter Connection Lever Pin
207849	12084	" " Lifting Lever
200262u	12306	" " " " Hinge Screw
204786	14313	Lifting Lever with 200122u and 204189
221447	---	Lifting Lever 204786 with 200935e, 201534e, 204789 and 213021
204788	11897	Lifting Lever Driving Crank
204789	14313	" " " " Link
200122u	10483	" " " " " Stop Screw
200400c	11897	Lifting Lever Driving Crank Posi- tion Screw
200387c	11897	Lifting Lever Driving Crank Posi- tion Screw Set Screw
204479	11897	Lifting Lever Driving Crank Posi- tion Screw Set Screw Packing (brass)
200181u	10483	Lifting Lever Stop Screw
204790	14313	" " Stud Lifting Bracket with 200086c and 200181u
221448	---	Lifting Lever Stud Lifting Bracket 204790 with 221447
200086c	12308	Lifting Lever Stud Lifting Bracket Pinch Screw
229641	14066	Lifting Presser Foot, .46 needle hole, in gauges $\frac{1}{8}$, $\frac{3}{16}$, $\frac{1}{4}$ and $\frac{5}{16}$ in. for 206671

No.	Plate	Name
229648	14067	Lifting Presser Foot, 46 needle hole, in gauges from $\frac{1}{4}$ to $\frac{3}{8}$ in., in steps of $\frac{1}{16}$ in., for 229649
200074F	12308	Lifting Presser Foot Screw
231397	14312	Needle Bar (hollow)
231437	14313	" " Connecting Link
201249	12308	" " " Stud with 200072c and 202277
202277	---	Needle Bar Connecting Stud Oil Packing (wick)
200072c	12308	Needle Bar Connecting Stud Pinch Screw
204326	12338	Needle Bar Packing Cord (2)
200504E	11897	" " Screw Bushing (lower)
200503B	11897	" " " " (upper)
231383	11832	" Holder, in gauges from $\frac{1}{4}$ to $\frac{1}{2}$ in., in steps of $\frac{1}{16}$ in., with 201030F and two 200141F
231385	11832	Needle Holder, in gauges from $\frac{1}{4}$ to $\frac{3}{8}$ in., in steps of $\frac{1}{16}$ in., with 201030F and two 200141F
201030F	11897	Needle Holder Screw
200141F	11897	" Set Screw
204718	14312	Presser Bar (hollow) with 200074F
204719	14313	" " Lifter
200550c	12311	" " " Hinge Screw
214097	14314	" " Lifting Bracket with 200175E, 200387c and 204791
204791	14313	Presser Bar Lifting Bracket Plate
200175E	12308	" " " " " Screw
204720	14313	Presser Bar Lifting Bracket Position Guide
200362c	12311	Presser Bar Lifting Bracket Position Guide Set Screw
200387c	11897	Presser Bar Lifting Bracket Set Screw
204327	12306	Presser Bar Packing Washer (felt)
200504E	11897	" " Screw Bushing (lower)
204721	14313	" " Spring
200491B	12305	" " Thumb Screw (pressure regulating)
201506B	12376	Pressure Bar Thumb Screw Check Nut
213015	14312	Take-up Cam with 200335c, 200383c, 200387c, 200400c, 200430c and 204479

No.	Plate	Name
231433	12080	Take-up Cam Key
200430c	12311	" " Position Screw
200383c	12311	" " " " Check Screw
200335c	12311	Take-up Cam Set Screw
221450	---	Take-up Cam complete, Nos. 201788, 213015 and 231437
204553	12386	Take-up Lever
204723	14314	" " Bearing with 204264
204264	12306	" " " Position Pin
200042F	12311	" " " Screw
201816	12307	" " Roller
213109	---	Take-up Lever complete, Nos. 200042F, 201816, 204553 and 204723
202402	12309	Tension Disc
202090	12309	" " Position Pin
222254	11897	" Release Lever
222254	14314	" " " Operating Lever
200585H	14314	" " " " " Screw
200309c	10483	Tension Release Lever Screw
202075	12309	" " Plunger
207876	---	" " Slide
206608	13104	" " " Spring
207877	---	Tension Release Slide complete, Nos. 207876, 222254 and two 200585H
225708	14314	Tension Spring
201375A	14314	" Stud
200397H	12309	" " Set Screw
201572B	10881	" Thumb Nut
204271	12309	" Washer
221223	14314	Tension complete, Nos. 201375A, 201572B, 202075, 204271, 225708 and two 202402
204274	12309	Thread Controller Plate
200577H	12311	" " " Screw
202098	12309	" " Roller
204275	12309	" " " Guard
202084	12309	" " " " Washer
200309c	12309	" " " Screw
204726	14314	" " Spring
204333	12309	" " " Guard
200581H	12309	" " " " Screw
202087	12079	" " " Stop
204795	14314	" " " Stud with 204925
200366H	12309	Thread Controller Spring Stud Set Screw

No.	Plate	Name
204925	12306	Thread Controller Spring Stud Washer
204730	12386	Thread Controller Thread Guard ..
200397H	12309	" " " " Set Screw
205987	12309	Thread Controller complete, Nos. 200300c, 200581H, 202084, 202098, 204274, 204275 and 204333
204731	---	Thread Controller and Spring complete, Nos. 204726 and 205987 ..
203313	12386	Thread Guide
204281	12309	" Retainer Guide Wire
202091	12309	" " Sleeve
202092	12309	" " Spring
204058	12309	" " Stud
200368H	12309	" " " Set Screw
204059	12309	Thread Retainer complete, Nos. 202091, 202092 and 204058
212824	14322	Throat Plate, 40 needle hole, for needle sizes 20 and 22, in $\frac{1}{8}$ in. gauge, for 212825
212245	11829	Throat Plate, 46 needle hole, for needle sizes 16 and 18, in $\frac{3}{16}$ in. gauge, for 212246
212244	11829	Throat Plate, 40 needle hole, for needle sizes 20 and 22, in gauges $\frac{1}{2}$, $\frac{1}{4}$ and $\frac{3}{16}$ in., for 212246
212026	14321	Throat Plate, 40 needle hole, for needle sizes 20 and 22, in gauges $\frac{1}{8}$ and $\frac{15}{16}$ in., for 211624
211978	11829	Throat Plate, 40 needle hole, for needle sizes 20 and 22, in gauges $\frac{1}{8}$, $\frac{15}{16}$, $\frac{1}{4}$ and $\frac{15}{16}$ in., for 211976 ..
211975	11829	Throat Plate, 40 needle hole, for needle sizes 20 and 22, in gauges $\frac{1}{8}$, $\frac{15}{16}$, $\frac{1}{4}$ and $\frac{15}{16}$ in., for 211974 ..
212240	14321	Throat Plate, 40 needle hole, for needle sizes 20 and 22, in gauges $\frac{1}{8}$, $\frac{15}{16}$, $\frac{1}{4}$ and $\frac{15}{16}$ in., for 212241 ..
212242	14321	Throat Plate, 40 needle hole, for needle sizes 20 and 22, in $\frac{3}{4}$ in. gauge, for 231516
200161D	12319	Throat Plate Clamp Screw
202062	12308	" " Position Pin
200577H	12311	" " Screw
213021	14312	Vibrating Presser Bar with 206108
221438	14314	" " " Adjustable Stop with 200113F

No.	Plate	Name
221441	---	Vibrating Presser Bar Adjustable Stop 221438 with 221439 and two 201215F
221439	14314	Vibrating Presser Bar Adjustable Stop Finger
201215F	14314	Vibrating Presser Bar Adjustable Stop Finger Screw
200113F	12225	Vibrating Presser Bar Adjustable Stop Set Screw
201534E	12225	Vibrating Presser Bar Adjustable Stop Set Screw Nut
204797	14314	Vibrating Presser Bar Spring
206108	14314	" " " " Hook
204189	12306	" " " " "
206671	11839	" " Foot, for 229641 ..
229649	14067	" " " in gauges from $\frac{1}{4}$ to $\frac{3}{4}$ in., in steps of $\frac{1}{16}$ in., for 229648
200098F	12307	Vibrating Presser Foot Screw
203357	12079	" " " " Washer

ACCESSORIES

FOR MACHINE No. 22w34

No.	Plate	Name
200157R	12338	Attachment Screw
203208	11242	Bobbin (10)
*225482	---	" Case Screw Driver Blade ..
*225483	---	" " " " Handle ..
225497	14383	Bobbin Case Screw Driver complete, Nos. 225482 and 225483 ...
128 x 4	---	Needles, four each, sizes 11, 12 and 13
228213	---	Drip Pan with four wood screws $\frac{1}{2}$ in., No. 5
41400	14383	Machine Rest Pin (wood)
120342	14383	Oiler (copper plated) with 120343 ..
120343	14383	" Spout, 3 $\frac{1}{2}$ in. long
*225484	---	Screw Driver Blade
*225485	---	" " Handle
225498	14383	Screw Driver complete (7 $\frac{1}{4}$ in. long), Nos. 225484 and 225485 ..
225554	14383	Wrench (steel)

BOBBIN WINDER

225453	10884	Frame with 202277 and 225438
225454	10884	" Hinge Pin
202277	---	" Oil Packing (wick)
225438	10884	" " Well Cap
225455	10884	" Spring
225456	10884	" " Plunger
202473	10885	Pulley with 200380c
200380c	12319	" Set Screw
225381	10884	Spindle
225444	10884	Stop Latch
200056E	10884	" " Screw
225458	10884	" " Thumb Lever
225459	10884	" " " " Hinge Stud
225460	10884	" " " " Joint Stud
202478	10884	" " Trip Lever
200299H	10884	" " " " Hinge Screw
225461	10881	Tension Bracket with 201499R
200082D	10881	" " Screw
228026	10884	" " " " Washer
2102	10881	" Disc

No.	Plate	Name
202407	10881	Tension Spring
201499R	10881	" Stud
201572B	10881	" " Thumb Nut
225462	10881	Bobbin Winder Tension Bracket complete, Nos. 201572B, 202407, 225461 and two 2102
225433	10885	Bobbin Winder and Tension Bracket Base
225382	10885	Universal Bobbin Winder complete, Nos. 200056E, 200082D, 200299H, 202473, 202478, 225381, 225433, 225444, 225453 to 225456, 225458 to 225460, 225462, 228026 and two wood screws $\frac{3}{4}$ in., No. 12, R.H.B.

KNEE LIFTER

227781	14384	Knee Lifter Rock Lever with 200522c and 200529c
227782	---	Knee Lifter Rock Lever 227781 with two each 202451 and 202452
227783	---	Knee Lifter Rock Lever 227782 with 202985 and 227728
202453	14384	Knee Lifter Rock Lever Knee Plate with 200526c
202985	---	Knee Lifter Rock Lever Knee Plate 202453 with 202455
202455	12084	Knee Lifter Rock Lever Knee Plate Arm (short)
200522c	12319	Knee Lifter Rock Lever Knee Plate Arm Set Screw
200526c	12319	Knee Lifter Rock Lever Knee Plate Set Screw
202451	14384	Knee Lifter Rock Lever Lug with two wood screws $\frac{3}{4}$ in., No. 12H
202452	12319	Knee Lifter Rock Lever Lug Hinge Pin
227728	14384	Knee Lifter Rock Lever Rod, 3 in. long, with 227729
*227729	---	Knee Lifter Rock Lever Rod Cap or Oil Guard
200529c	12319	Knee Lifter Rock Lever Rod Set Screw

(Other Knee Lifter Parts are listed with parts of machine head.)

THREAD UNWINDER

No.	Plate	Name
225389	14083	Spool Rest (for one spool) with 201018c
225395	14083	Spool Rest (for two spools) with 201018c
225388	14083	Spool Rest Rod
200383c	12311	" " " Set Screw
201018c	14314	" " " Set Screw
202490	14083	" Stand with 200383c
225391	14083	Thread Guide
201696j	14314	" " Lock Nut
225392	14083	" " Rod with 208E and 225393
208E	14314	Thread Guide Rod Screw
225393	14314	" " " Washer
225397	14083	Thread Unwinder (for three spools) complete, Nos. 201696j, 202490, 225388, 225389, 225392, 225395, three each 225391 and wood screws $\frac{7}{8}$ in., No. 12

FOR MACHINES NOS. 22w39 and 22w40

Same as for No. 22w34 with the following exceptions:

203470	11249	Bobbin (10), in place of 203208 ...
207805	12079	Knife (3)
225487	14314	Roller Presser Hinge Screw Nut Wrench

FOR MACHINE No. 22w125

Same as for No. 22w34 with the following exceptions:

225487	14314	Roller Presser Hinge Screw Nut Wrench
--------	-------	---

KNEE LIFTER

227781	14384	Knee Lifter Rock Lever with 200522c and 200529c
227782	---	Knee Lifter Rock Lever 227781 with two each 202451 and 202452
227787	14384	Knee Lifter Rock Lever 227782 with 202203 and 227728, in place of 227783
202453	14384	Knee Lifter Rock Lever Knee Plate with 200526c

No.	Plate	Name
202203	---	Knee Lifter Rock Lever Knee Plate 202453 with 202454
202454	14384	Knee Lifter Rock Lever Knee Plate Arm (long)
200522c	12319	Knee Lifter Rock Lever Knee Plate Arm Set Screw
200526c	12319	Knee Lifter Rock Lever Knee Plate Set Screw
202451	14384	Knee Lifter Rock Lever Lug with two wood screws $\frac{7}{8}$ in., No. 12H
202452	12319	Knee Lifter Rock Lever Lug Hinge Pin
227728	14384	Knee Lifter Rock Lever Rod, 3 in. long, with 227729
*227729	---	Knee Lifter Rock Lever Rod Cap or Oil Guard
200529c	12319	Knee Lifter Rock Lever Rod Set Screw

(Other Knee Lifter Parts are listed with parts of machine head.)

FOR MACHINES NOS. 22w172 and 22w173

Same as for No. 22w34 with the following exceptions:

203470	11249	Bobbin (10), in place of 203208 ...
227787	14384	Knee Lifter Rock Lever, in place of 227783
225487	14314	Roller Presser Hinge Screw Nut Wrench

FOR MACHINE No. 22w206

Same as for No. 22w34 with the following exceptions:

203470	11249	Bobbin (10), in place of 203208 ...
227787	14384	Knee Lifter Rock Lever, in place of 227783
225487	14314	Roller Presser Hinge Screw Nut Wrench
129 x 2	---	Needles, twelve, size 22, in place of 128 x 4

MISCELLANEOUS PARTS

Used in Conjunction with Thread Unwinder

No.	Plate	Name
60913	14083	Spool Weight
60914	—	“ “ Center Pin
225377	14083	“ Wire, for small spools

FEED DOGS

FOR ALL MACHINES OF CLASS 22w EXCEPT
NOS. 22w172 AND 22w173

210999	11825	Feed Dog, for 211049
236411	14318	“ “ “ 211069 to 211071
236419	14318	“ “ “ 211072 to 211074
211298	14317	“ “ “ 212133, 212134 and 212224
211630	14317	Feed Dog, for 212109 and 212110 ..
211650	11874	“ “ “ 212099, 212111, 212112 and 212165
211652	11874	Feed Dog, for 212113 and 212114 ..
211674	11874	“ “ “ 212271
211675	11874	“ “ “ 212271
211679	14315	“ “ “ 212272
211680	14315	“ “ “ 212272
211684	14315	“ “ “ 212273
211685	14315	“ “ “ 212273
211739	14316	“ “ “ 203777
211740	14316	“ “ “ 203777
211623	14316	“ “ “ 212025 and 212026 ..
211624	14316	“ “ “ 212025 and 212026 ..
211805	14318	“ “ “ 221459
211974	11829	“ “ “ 211975
211976	11829	“ “ “ 211977 to 211980 and 222240
211982	14316	Feed Dog, for 211975
212103	14317	“ “ “ 212196, 212197 and 212223

No.	Plate	Name
212104	14317	Feed Dog, for 212196, 212197 and 212223
211809	11874	Feed Dog, for 211952
222324	14315	“ “ “ 222325
236423	14318	“ “ “ 211190, 212088 and 212166
212169	14318	Feed Dog, for 211195 to 211197
212241	14315	“ “ “ 212240
212246	11829	“ “ “ 212244 and 212245 ..
212825	14315	“ “ “ 212824 and 222230 ..
212252	11825	“ “ “ 212251
212474	14318	“ “ “ 211192 to 211194
212571	14317	“ “ “ 211068, 212569 and 212570
222227	14316	Feed Dog, for 222228
222267	14317	“ “ “ 222259 and 222261 ..
222268	14317	“ “ “ 222260 and 222262 ..
222288	14318	“ “ “ 222289 to 222291
222322	14315	“ “ “ 222323
231516	14316	“ “ “ 212242

FOR MACHINE No. 22w172

211588	11874	Feed Dog, 50 needle hole, for needle sizes 14 and 15, in gauges $\frac{1}{16}$, $\frac{1}{8}$ and $\frac{1}{4}$ in., for 211587
--------	-------	--

FOR MACHINE No. 22w173

211296	12078	Feed Dog, 40 needle hole, for needle sizes 20 and 22, in gauges $\frac{1}{16}$, $\frac{1}{8}$, $\frac{3}{16}$, $\frac{1}{4}$ and $\frac{5}{16}$ in., for 211589
211590	12078	Feed Dog, 50 needle hole, for needle sizes 14 and 15, in gauges from $\frac{1}{16}$ to $\frac{1}{4}$ in., in steps of $\frac{1}{16}$ in., for 211589
211591	12078	Feed Dog, 46 needle hole, for needle sizes 16 and 18, in gauges from $\frac{1}{4}$ to $\frac{3}{8}$ in., in steps of $\frac{1}{16}$ in., for 211589

NEEDLE HOLDERS

No.	Plate	Name
231381	11832	Needle Holder, needles $\frac{3}{16}$ in. apart and must be set diagonally, in gauges $\frac{1}{16}$, $\frac{3}{32}$, $\frac{1}{4}$ and $\frac{5}{16}$ in., with 201030F and two 200141F, for Machine No. 22w172
231388	11832	Needle Holder, needles $\frac{3}{16}$ in. apart and must be set diagonally, in gauges $\frac{1}{16}$, $\frac{3}{32}$ and $\frac{1}{4}$ in., with 201030F and two 200141F, for Machines Nos. 22w34 and 22w125 ..
231382	11832	Needle Holder, needles $\frac{1}{4}$ in. apart and must be set diagonally, in gauges $\frac{1}{16}$, $\frac{3}{32}$, $\frac{1}{4}$, $\frac{5}{16}$ and $\frac{3}{8}$ in., with 201030F and two 200141F, for Machines Nos. 22w34, 22w125 and 22w172
231383	11832	Needle Holder, in gauges from $\frac{1}{16}$ to $\frac{1}{2}$ in., in steps of $\frac{1}{32}$ in., with 201030F and two 200141F, for Machines Nos. 22w34, 22w125 and 22w206
231385	11832	Needle Holder, in gauges from $\frac{1}{16}$ to $\frac{3}{4}$ in., in steps of $\frac{1}{32}$ in., with 201030F and two 200141F, for Machines Nos. 22w34, 22w125 and 22w206
231398	11832	Needle Holder, in gauges from $\frac{1}{16}$ to $\frac{3}{8}$ in., in steps of $\frac{1}{32}$ in., with 201030F and two 200141F, for Machine No. 22w173
203708	11832	Needle Holder, needles $\frac{3}{16}$ in. apart and must be set diagonally, in gauges $\frac{1}{16}$, $\frac{3}{32}$ and $\frac{1}{4}$ in., for trimming .035, .045 and .060 in., with two each 200141F and 200381U, for Needle Bar 203715, for Machine No. 22w39
229662	11832	Needle Holder, in gauges from $\frac{1}{16}$ to $\frac{1}{4}$ in., in steps of $\frac{1}{32}$ in., for trimming .045, .060, .085 and .125 in., with 200141F, 200389C and two 200581U, for Needle Bar 203715, for Machine No. 22w40

No.	Plate	Name
229966	---	Needle Holder, in gauges from $\frac{1}{16}$ to $\frac{1}{4}$ in., in steps of $\frac{1}{32}$ in., for trimming .035, .045 and .060 in., with two each 200389C and 200581U, for Needle Bar 203715, for Machine No. 22w40
231400	14317	Needle Holder, in gauges from $\frac{1}{16}$ to $\frac{3}{4}$ in., in steps of $\frac{1}{32}$ in., for trimming .045, .060 and .085 in., with 201030F and two 200389C, for Needle Bar 231390, for Machine No. 22w40

PRESSER FEET

FOR MACHINES NOS. 22w34 and 22w125

206658	11837	Lifting Presser Foot, 46 needle hole, needles $\frac{3}{16}$ in. apart, in gauges $\frac{1}{16}$, $\frac{3}{32}$ and $\frac{1}{4}$ in., for 206678
206666	11837	Lifting Presser Foot, 46 needle hole, needles $\frac{3}{16}$ in. apart, in gauges $\frac{1}{16}$, $\frac{3}{32}$ and $\frac{1}{4}$ in., for 206668
206667	11837	Lifting Presser Foot, 50 needle hole, needles $\frac{3}{16}$ in. apart, in gauges $\frac{1}{16}$, $\frac{3}{32}$ and $\frac{1}{4}$ in., for 206668
206669	11837	Lifting Presser Foot, 46 needle hole, in gauges $\frac{3}{16}$ and $\frac{1}{4}$ in., for 206670
206677	11837	Lifting Presser Foot, 46 needle hole, needles $\frac{1}{4}$ in. apart, in gauges $\frac{1}{16}$, $\frac{3}{32}$ and $\frac{1}{4}$ in., for 206678
206708	11837	Lifting Presser Foot, 50 needle hole, in gauges $\frac{3}{16}$ and $\frac{1}{4}$ in., for 206710
206709	11837	Lifting Presser Foot, 46 needle hole, in gauges $\frac{3}{16}$ and $\frac{1}{4}$ in., for 206710
206711	11837	Lifting Presser Foot, 46 needle hole, in gauges $\frac{3}{16}$ and $\frac{1}{4}$ in., for 206713

Presser Feet

No.	Plate	Name
206712	11837	Lifting Presser Foot, 50 needle hole, in gauges $\frac{1}{16}$ and $\frac{1}{8}$ in., for 206713
206718	11837	Lifting Presser Foot, 46 needle hole, in gauges $\frac{1}{16}$ and $\frac{1}{8}$ in., for 206670
206720	11837	Lifting Presser Foot, 50 needle hole, in $\frac{1}{16}$ in. gauge, for 206670
229624	11837	Lifting Presser Foot, in $\frac{1}{16}$ in. gauge, for 206675 and 206714
229637	14315	Lifting Presser Foot, 46 needle hole, in $\frac{1}{16}$ in. gauge, for 206675 and 206714
229638	14066	Lifting Presser Foot, 46 needle hole, needles $\frac{1}{16}$ in. apart, in $\frac{1}{16}$ in. gauge, for 206678
229640	14066	Lifting Presser Foot, 46 needle hole, needles $\frac{1}{16}$ in. apart, in gauges $\frac{1}{16}$, $\frac{1}{8}$ and $\frac{1}{4}$ in., for 206668, 206675 and 206714
229641	14066	Lifting Presser Foot, 46 needle hole, in gauges $\frac{1}{16}$, $\frac{1}{8}$, $\frac{1}{4}$ and $\frac{3}{8}$ in., for 206671
229642	14066	Lifting Presser Foot, 46 needle hole, in gauges $\frac{1}{16}$ and $\frac{1}{8}$ in., for 206661 and 229643
229644	11837	Lifting Presser Foot, 50 needle hole, in $\frac{1}{16}$ in. gauge, for 206675 and 206714
229646	14067	Lifting Presser Foot, 50 needle hole, in gauges $\frac{1}{16}$, $\frac{1}{8}$ and $\frac{1}{4}$ in., for 206690
229650	14067	Lifting Presser Foot, 46 needle hole, in gauges $\frac{1}{16}$, $\frac{1}{8}$, $\frac{1}{4}$ and $\frac{3}{8}$ in., for 229651
229652	14067	Lifting Presser Foot, 46 needle hole, in gauges from $\frac{1}{16}$ to $\frac{3}{8}$ in., in steps of $\frac{1}{16}$ in., for 229653
229654	14315	Lifting Presser Foot, 46 needle hole, in gauges $\frac{1}{16}$, $\frac{1}{8}$, $\frac{1}{4}$ and $\frac{3}{8}$ in., for 229655
206661	11839	Vibrating Presser Foot, for 229642
206668	11839	" " " " 206666, 206667 and 229640
206670	11839	Vibrating Presser Foot, for 206669, 206718 and 206720
206675	11839	Vibrating Presser Foot, for 229624, 229637, 229640 and 229644
206678	11839	Vibrating Presser Foot, for 206658, 206677 and 229638

Presser Feet

No.	Plate	Name
206690	11839	Vibrating Presser Foot, for 229646
206710	11839	" " " " 206708 and 206709
206713	11839	Vibrating Presser Foot, for 206711 and 206712
206714	11839	Vibrating Presser Foot, for 229624, 229637, 229640 and 229644
229651	14067	Vibrating Presser Foot, for 229650
229653	14067	" " " in gauges from $\frac{1}{16}$ to $\frac{3}{8}$ in., in steps of $\frac{1}{16}$ in., for 229652
229655	14315	Vibrating Presser Foot, in gauges $\frac{1}{16}$, $\frac{1}{8}$, $\frac{1}{4}$ and $\frac{3}{8}$ in., for 229654
206671	11839	Vibrating Presser Foot, for 229641

FOR MACHINE No. 22w206

229641	14066	Lifting Presser Foot, 46 needle hole, in gauges $\frac{1}{16}$, $\frac{1}{8}$, $\frac{1}{4}$ and $\frac{3}{8}$ in., for 206671
229646	14067	Lifting Presser Foot, 46 needle hole, in gauges $\frac{1}{16}$, $\frac{1}{8}$ and $\frac{1}{4}$ in., for 206690
229648	14067	Lifting Presser Foot, 46 needle hole, in gauges from $\frac{1}{16}$ to $\frac{3}{8}$ in., in steps of $\frac{1}{16}$ in., for 229649
229650	14067	Lifting Presser Foot, 46 needle hole, in gauges $\frac{1}{16}$, $\frac{1}{8}$, $\frac{1}{4}$, $\frac{3}{8}$ and $\frac{1}{2}$ in., for 229651
229652	14068	Lifting Presser Foot, 46 needle hole, in gauges from $\frac{1}{16}$ to $\frac{3}{8}$ in., in steps of $\frac{1}{16}$ in., for 229653
229654	14315	Lifting Presser Foot, 46 needle hole, in gauges $\frac{1}{16}$, $\frac{1}{8}$, $\frac{1}{4}$ and $\frac{3}{8}$ in., for 229655
206682	14067	Lifting Presser Foot, 35 needle hole, in gauges from $\frac{1}{16}$ to $\frac{3}{8}$ in., in steps of $\frac{1}{16}$ in., for 229649
222229	14066	Lifting Presser Foot, 40 needle hole, in gauges $\frac{1}{16}$, $\frac{1}{8}$ and $\frac{1}{4}$ in., for 206671
206671	11839	Vibrating Presser Foot, for 222229 and 229641
206690	11839	Vibrating Presser Foot, for 229646
229649	14067	" " " in gauges from $\frac{1}{16}$ to $\frac{3}{8}$ in., in steps of $\frac{1}{16}$ in., for 206682 and 229648
229655	14315	Vibrating Presser Foot, in gauges $\frac{1}{16}$, $\frac{1}{8}$, $\frac{1}{4}$ and $\frac{3}{8}$ in., for 229654

ROLLER PRESSERS

FOR MACHINES NOS. 22w39, 22w40, 22w172
AND 22w173

No.	Plate	Name
201906	11845	Roller Presser, $1\frac{1}{4}$ in. diam., $\frac{3}{16}$ in. face (fine), with 200548c and 201534n
201907	11845	Roller Presser, $1\frac{1}{4}$ in. diam., $\frac{3}{16}$ in. face (fine), with 200548c and 201534n
201908	11845	Roller Presser, $1\frac{1}{4}$ in. diam., $\frac{1}{8}$ in. face (fine), with 200548c and 201534n
201909	11845	Roller Presser, $\frac{3}{4}$ in. diam., $\frac{3}{16}$ in. face (coarse) with 200551c and 201534n
201910	12225	Roller Presser, $\frac{3}{4}$ in. diam., $\frac{1}{8}$ in. face (coarse), with 200551c and 201534n
201911	11845	Roller Presser, 1 in. diam., $\frac{1}{8}$ in. face (coarse), with 200551c and 201534n
202839	-----	Roller Presser Arm
204328	-----	" " "
204567	11845	" " " 202839 with 201906
204570	12225	Roller Presser Arm 204328 with 201910
229341	14307	Roller Presser Arm Bracket (swing)
229344	-----	Roller Presser Arm Bracket 229341 with 200096b, 201071f, 204567 and 229325
229747	-----	Roller Presser Arm Bracket 229341 with 200096b, 201071f, 204567 and 229326
200675c	12225	Roller Presser Arm Bracket Position Screw Stud
202558	12225	Roller Presser Arm Bracket Spring
202559	12225	" " " " " " Stop
200441f	11897	Roller Presser Arm Bracket Spring Stop Screw
229370	12079	Roller Presser Arm Bracket Spring Stop and Back Needle Guard Holder

No.	Plate	Name
229371	-----	Roller Presser Arm Bracket Spring Stop and Back Needle Guard Holder 229370 with 200350n, 201317f and 226220
200350n	11845	Roller Presser Arm Bracket Spring Stop and Back Needle Guard Holder Adjusting Screw
200441f	11897	Roller Presser Arm Bracket Spring Stop and Back Needle Guard Holder Set Screw
200096b	12225	Roller Presser Arm Screw, for gauges $\frac{3}{16}$ to $\frac{1}{4}$ inch
200082b	10881	Roller Presser Arm Screw, for gauges $\frac{3}{16}$ to $\frac{1}{4}$ inch
200077b	14307	Roller Presser Arm Screw, for gauges $\frac{3}{16}$ and $\frac{1}{4}$ inch
200064b	14307	Roller Presser Arm Screw, for gauges $\frac{1}{8}$ and $\frac{3}{16}$ inch
229744	14307	Roller Presser Arm Shim, $\frac{3}{16}$ in. thick
229745	14307	Roller Presser Arm Shim, $\frac{1}{8}$ in. thick
202760	14307	Roller Presser Arm Shim, $\frac{1}{16}$ in. thick
204495	12225	Roller Presser Bar
200548c	14307	" " Hinge Screw
200551c	12225	" " " "
201534n	12225	" " " " Nut
229328	14309	" " Needle Guard (back), in gauges $\frac{3}{16}$, $\frac{1}{4}$, $\frac{3}{8}$ and $\frac{1}{2}$ inch
229329	14309	Roller Presser Needle Guard (back), in $\frac{1}{8}$ in. gauge
229330	14309	Roller Presser Needle Guard (back), in $\frac{3}{16}$ in. gauge
229331	14309	Roller Presser Needle Guard (back), in $\frac{1}{4}$ in. gauge
229332	14309	Roller Presser Needle Guard (back), in $\frac{3}{8}$ in. gauge
229333	14309	Roller Presser Needle Guard (back), in $\frac{1}{2}$ in. gauge, with 350061f
229334	14309	Roller Presser Needle Guard (back), in $\frac{3}{8}$ in. gauge, with 350061f
229335	14309	Roller Presser Needle Guard (back), in $\frac{1}{4}$ in. gauge, with 350061f
229347	14314	Roller Presser Needle Guard (back), in $\frac{3}{16}$ in. gauge, with 350061f

Roller Pressers

No.	Plate	Name
229338	14309	Roller Presser Needle Guard (back), in gauges $\frac{3}{8}$, $\frac{1}{2}$ and $\frac{5}{8}$ in., with 200175c and 229339
215918	14309	Roller Presser Needle Guard (back), in gauges $\frac{3}{8}$, $\frac{1}{2}$ and $\frac{1}{4}$ in., with 200175c, 213699 and 350061f
229340	14309	Roller Presser Needle Guard (back), in gauges $\frac{3}{8}$, $\frac{1}{2}$ and $\frac{1}{4}$ in., with 200134c, 200175c and 213699
229349	---	Roller Presser Needle Guard (back), in $\frac{3}{8}$ in. gauge
229360	---	Roller Presser Needle Guard (back), in $\frac{3}{8}$ in. gauge
229361	---	Roller Presser Needle Guard (back), in $\frac{1}{4}$ in. gauge
229362	---	Roller Presser Needle Guard (back), in $\frac{3}{8}$ in. gauge, with 350061f
229363	---	Roller Presser Needle Guard (back), in $\frac{1}{4}$ in. gauge, with 350061f
229364	---	Roller Presser Needle Guard (back), in $\frac{3}{8}$ in. gauge, with 350061f
222300	---	Roller Presser Needle Guard (back), in $\frac{1}{4}$ in. gauge, with 200397H, for use when trimming .035 or .045 in. from seam
201317F	12079	Roller Presser Needle Guard (back) Clamp Screw
226220	14307	Roller Presser Needle Guard (back) Clamp Screw Washer ..
209397H	12309	Roller Presser Needle Guard (back) Screw
350061F	14314	Roller Presser Needle Guard (back) Screw
201316F	14314	Roller Presser Needle Guard (back) Screw
200134c	14307	Roller Presser Needle Guard (back) Screw
213699	14309	Roller Presser Needle Guard (back) Spring Guide
229339	14309	Roller Presser Needle Guard (back) Spring Guide
200175c	12308	Roller Presser Needle Guard (back) Spring Guide Screw
229325	11845	Roller Presser Needle Guard (front), in gauges $\frac{1}{4}$, $\frac{3}{8}$, $\frac{1}{2}$ and $\frac{5}{8}$ inch

Roller Pressers

No.	Plate	Name
229326	14314	Roller Presser Needle Guard (front), in gauges $\frac{1}{4}$, $\frac{3}{8}$, $\frac{1}{2}$ and $\frac{5}{8}$ inch
201071F	11845	Roller Presser Needle Guard (front) Screw
229345	14308	Roller Presser and Bar complete, in gauges $\frac{1}{4}$, $\frac{3}{8}$, $\frac{1}{2}$ and $\frac{5}{8}$ in., Nos. 200675c, 202558, 204495, 229328, 229344, 229371 and two 200141F
229346	14308	Roller Presser and Bar complete, in $\frac{3}{8}$ in. gauge, Nos. 200082D, 200675c, 202558, 204495, 204567, 229330, 229341, 229371, 229744, 229745 and two 200141F
229950	---	Roller Presser and Bar complete, in $\frac{1}{4}$ in. gauge, Nos. 200082D, 200675c, 202558, 202760, 204495, 204567, 229331, 229341, 229371 and two 200141F
229951	---	Roller Presser and Bar complete, in $\frac{3}{8}$ in. gauge, Nos. 200077D, 200675c, 202558, 202760, 204495, 204567, 229332, 229341, 229371, 229744 and two 200141F
229952	---	Roller Presser and Bar complete, in $\frac{3}{8}$ in. gauge, Nos. 200077D, 200675c, 202558, 202760, 204495, 204567, 229341, 229347, 229371, 229745 and two 200141F
229953	---	Roller Presser and Bar complete, in $\frac{1}{4}$ in. gauge, Nos. 200077D, 200675c, 202558, 202760, 204495, 204567, 229334, 229341, 229371, 229744, 229745 and two 200141F ..
229954	---	Roller Presser and Bar complete, in $\frac{1}{4}$ in. gauge, Nos. 200064D, 200675c, 202558, 204495, 204567, 229335, 229341, 229371, two each 200141F and 202760
229748	14308	Roller Presser and Bar complete, in gauges $\frac{1}{4}$, $\frac{3}{8}$, $\frac{1}{2}$ and $\frac{5}{8}$ in., Nos. 200675c, 202558, 202559, 204495, 229747 and two 200141F
229957	---	Roller Presser and Bar complete, in $\frac{3}{8}$ in. gauge, Nos. 200082D, 200675c, 202558, 204495, 204567, 229341, 229360, 229371, 229744, 229745 and two 200141F

No.	Plate	Name
229958	-----	Roller Presser and Bar complete, in $\frac{1}{8}$ in. gauge, Nos. 200082b, 200675c, 202558, 202760, 204495, 204567, 229341, 229361, 229371 and two 200141F
229350	-----	Roller Presser and Bar complete, in $\frac{1}{8}$ in. gauge, Nos. 200082b, 200675c, 202558, 202760, 204495, 204567, 229341, 229349, 229371, 229744, 229745 and two 200141F
229959	-----	Roller Presser and Bar complete, in $\frac{1}{8}$ in. gauge, Nos. 200077b, 200675c, 202558, 202760, 204495, 204567, 229333, 229341, 229371, 229745 and two 200141F
229960	-----	Roller Presser and Bar complete, in $\frac{1}{8}$ in. gauge, Nos. 200077b, 200675c, 202558, 202760, 204495, 204567, 229341, 229362, 229371, 229744, 229745 and two 200141F
229961	-----	Roller Presser and Bar complete, in $\frac{1}{8}$ in. gauge, Nos. 200064b, 200675c, 202558, 204495, 204567, 229341, 229363, 229371, two each 200141F and 202760
229962	-----	Roller Presser and Bar complete, in $\frac{1}{8}$ in. gauge, Nos. 200064b, 200675c, 202558, 204495, 204567, 229341, 229364, 229371, 229744, two each 200141F and 202760

THROAT PLATES

FOR MACHINES NOS. 22w34 and 22w125

No.	Plate	Name
203777	14320	Throat Plate, 46 needle hole, for needle sizes 16 and 18, in gauges from $\frac{1}{8}$ to $\frac{1}{4}$ in., in steps of $\frac{1}{16}$ in., for 211739 and 211740
211049	11825	Throat Plate, 46 needle hole, needles $\frac{1}{8}$ in. apart, for needle sizes 16 and 18, in gauges $\frac{1}{8}$ and $\frac{1}{4}$ in., for 210999
211068	11825	Throat Plate, 46 needle hole, for needle sizes 16 and 18, in gauges $\frac{1}{8}$ and $\frac{1}{4}$ in., for 212571
211069	11824	Throat Plate, 53 needle hole, for needle sizes 12 and 13, in gauges $\frac{1}{8}$ and $\frac{1}{4}$ in., for 236411
211070	11824	Throat Plate, 50 needle hole, for needle sizes 14 and 15, in gauges $\frac{1}{8}$ and $\frac{1}{4}$ in., for 236411
211071	11824	Throat Plate, 46 needle hole, for needle sizes 16 and 18, in gauges $\frac{1}{8}$ and $\frac{1}{4}$ in., for 236411
211072	11824	Throat Plate, 53 needle hole, for needle sizes 12 and 13, in gauges $\frac{1}{8}$ and $\frac{1}{4}$ in., for 236419
211073	11824	Throat Plate, 50 needle hole, for needle sizes 14 and 15, in $\frac{1}{8}$ in. gauge, for 236419
211074	11824	Throat Plate, 46 needle hole, for needle sizes 16 and 18, in gauges $\frac{1}{8}$ and $\frac{1}{4}$ in., for 236419
211190	11824	Throat Plate, 53 needle hole, for needle sizes 12 and 13, in gauges $\frac{1}{8}$ and $\frac{1}{4}$ in., for 236423
211192	11824	Throat Plate, 53 needle hole, for needle sizes 12 and 13, in gauges $\frac{1}{8}$ and $\frac{1}{4}$ in., for 212474
211193	11824	Throat Plate, 50 needle hole, for needle sizes 14 and 15, in gauges $\frac{1}{8}$ and $\frac{1}{4}$ in., for 212474
211194	11824	Throat Plate, 46 needle hole, for needle sizes 16 and 18, in gauges $\frac{1}{8}$ and $\frac{1}{4}$ in., for 212474

No.	Plate	Name
211195	11824	Throat Plate, 53 needle hole, for needle sizes 12 and 13, in gauges $\frac{13}{32}$ and $\frac{1}{2}$ in., for 212169
211196	11824	Throat Plate, 50 needle hole, for needle sizes 14 and 15, in gauges $\frac{13}{32}$ and $\frac{1}{2}$ in., for 212169
211197	11824	Throat Plate, 46 needle hole, for needle sizes 16 and 18, in gauges $\frac{13}{32}$ and $\frac{1}{2}$ in., for 212169
212088	11824	Throat Plate, 50 needle hole, for needle sizes 14 and 15, in gauges $\frac{13}{32}$ and $\frac{3}{4}$ in., for 236423
212099	14323	Throat Plate, 46 needle hole, needles $\frac{3}{16}$ in. apart, for needle sizes 16 and 18, in gauges $\frac{3}{16}$ and $\frac{1}{4}$ in., for 211650
212110	14320	Throat Plate, 50 needle hole, needles $\frac{3}{16}$ in. apart, for needle sizes 14 and 15, in gauges $\frac{3}{16}$, $\frac{1}{4}$ and $\frac{1}{2}$ in., for 211630
212111	14323	Throat Plate, 53 needle hole, needles $\frac{3}{16}$ in. apart, for needle sizes 12 and 13, in gauges $\frac{3}{16}$, $\frac{1}{4}$ and $\frac{1}{2}$ in., for 211650
212112	14323	Throat Plate, 50 needle hole, needles $\frac{3}{16}$ in. apart, for needle sizes 14 and 15, in gauges $\frac{3}{16}$, $\frac{1}{4}$ and $\frac{1}{2}$ in., for 211650
212113	14323	Throat Plate, 53 needle hole, for needle sizes 12 and 13, in gauges $\frac{3}{16}$ and $\frac{1}{4}$ in., for 211652
212114	14323	Throat Plate, 50 needle hole, for needle sizes 14 and 15, in gauges $\frac{3}{16}$ and $\frac{1}{4}$ in., for 211652
212133	14320	Throat Plate, 53 needle hole, for needle sizes 12 and 13, in gauges $\frac{3}{16}$, $\frac{1}{4}$ and $\frac{1}{2}$ in., for 211298
212134	14320	Throat Plate, 50 needle hole, for needle sizes 14 and 15, in gauges $\frac{3}{16}$, $\frac{1}{4}$ and $\frac{1}{2}$ in., for 211298
212165	11825	Throat Plate, 50 needle hole, for needle sizes 14 and 15, in gauges $\frac{3}{16}$ and $\frac{1}{4}$ in., for 211650
212166	11824	Throat Plate, 46 needle hole, for needle sizes 16 and 18, in gauges $\frac{13}{32}$ and $\frac{3}{4}$ in., for 236423
212224	11825	Throat Plate, 46 needle hole, for needle sizes 16 and 18, in gauges $\frac{3}{16}$ and $\frac{1}{4}$ in., for 211298

No.	Plate	Name
212251	11825	Throat Plate, 46 needle hole, for needle sizes 16 and 18, in $\frac{1}{4}$ in. gauge, for 212152
212271	14320	Throat Plate, 50 needle hole, for needle sizes 14 and 15, in gauges $\frac{13}{32}$, $\frac{1}{4}$ and $\frac{1}{2}$ in., for 211674 and 211675
212272	14320	Throat Plate, 50 needle hole, for needle sizes 14 and 15, in gauges $\frac{3}{16}$, $\frac{1}{4}$ and $\frac{1}{2}$ in., for 211679 and 211680
212273	14323	Throat Plate, 50 needle hole, for needle sizes 14 and 15, in gauges $\frac{3}{16}$ and $\frac{1}{4}$ in., for 211684 and 211685
212569	11825	Throat Plate, 50 needle hole, for needle sizes 14 and 15, in gauges $\frac{3}{16}$ and $\frac{1}{2}$ in., for 212571
212570	11825	Throat Plate, 53 needle hole, for needle sizes 12 and 13, in gauges $\frac{3}{16}$ and $\frac{1}{2}$ in., for 212571
212109	14320	Throat Plate, 53 needle hole, needles $\frac{3}{16}$ in. apart, for needle sizes 12 and 13, in gauges $\frac{3}{16}$, $\frac{1}{4}$ and $\frac{1}{2}$ in., for 211630
222230	14322	Throat Plate, 40 needle hole, for needle sizes 20 and 22, in $\frac{1}{4}$ in. gauge, for 212825
222259	14322	Throat Plate, 50 needle hole, for needle sizes 14 and 15, in gauges $\frac{3}{16}$, $\frac{1}{4}$ and $\frac{1}{2}$ in., for 222267
222260	14322	Throat Plate, 50 needle hole, for needle sizes 14 and 15, in gauges $\frac{3}{16}$ and $\frac{1}{4}$ in., for 222268
222261	14322	Throat Plate, 50 needle hole, for needle sizes 14 and 15, in gauges $\frac{3}{16}$, $\frac{1}{4}$ and $\frac{1}{2}$ in., for 222267
222262	14322	Throat Plate, 50 needle hole, for needle sizes 14 and 15, in gauges $\frac{3}{16}$ and $\frac{1}{2}$ in., for 222268

FOR MACHINE No. 22w39

212196	12158	Throat Plate, 53 needle hole, needles $\frac{3}{16}$ in. apart, for needle sizes 12 and 13, in gauges $\frac{3}{16}$, $\frac{1}{4}$ and $\frac{1}{2}$ in., with 200178D, 200587D, 211416 and 211426, trims opposite the needle and .045, .060 and .085 in. to right of seam, for 212103 and 212104
--------	-------	---

No.	Plate	Name
212197	12158	Throat Plate, 50 needle hole, needles $\frac{3}{16}$ in. apart, for needle sizes 14 and 15, in gauges $\frac{1}{16}$, $\frac{3}{16}$ and $\frac{1}{8}$ in., with 200178D, 200587D, 211416 and 211426, trims opposite the needle and .060 and .085 in. to right of seam, for 212103 and 212104
212223	12158	Throat Plate, 56 needle hole, needles $\frac{3}{16}$ in. apart, for needle sizes 10 and 11, in gauges $\frac{1}{16}$, $\frac{3}{16}$ and $\frac{1}{8}$ in., with 200178D, 200587D, 211416 and 211426, trims opposite the needle and .035, .045, .060 and .085 in. to right of seam, for 212104

FOR MACHINE No. 22w40

221459	---	Throat Plate, 50 needle hole, for needle sizes 14 and 15, in $\frac{1}{4}$ in. gauge, with 200178D, 200587D, 211416 and 211426, trims opposite the needle and .060 and .085 in. to right of seam, for 211805
211952	14325	Throat Plate, 50 needle hole, for needle sizes 14 and 15, in gauges from $\frac{1}{16}$ to $\frac{3}{16}$ in., in steps of $\frac{1}{16}$ in., with 200178D, 200587D, 211416 and 211426, trims opposite the needle and .060 and .085 in. to right of seam, for 211809
222323	14325	Throat Plate, 56 needle hole, for needle sizes 10 and 11, in $\frac{1}{4}$ in. gauge, with 200178D, 200587D, 211416 and 211426, trims opposite the needle and .035 and .045 in. to right of seam, for 222322
222325	14325	Throat Plate, 50 needle hole, for needle sizes 14 and 15, in gauges $\frac{1}{16}$, $\frac{3}{16}$ and $\frac{1}{8}$ in., with 200178D, 200587D, 211416 and 211426, trims opposite the needle and .060 and .085 in. to right of seam, for 222324

FOR MACHINE No. 22w172

211587	11874	Throat Plate, in gauges $\frac{1}{16}$, $\frac{3}{16}$ and $\frac{1}{8}$ in., for 211588
--------	-------	---

FOR MACHINE No. 22w173

No.	Plate	Name
211589	12078	Throat Plate, in gauges from $\frac{1}{16}$ to $\frac{1}{8}$ in., in steps of $\frac{1}{16}$ in., for 211296, 211590 and 211591

FOR MACHINE No. 22w206

211975	11829	Throat Plate, 40 needle hole, for needle sizes 20 and 22, in gauges $\frac{1}{16}$, $\frac{3}{16}$, $\frac{1}{8}$, $\frac{3}{8}$ and $\frac{1}{2}$ in., for 211974 and 211982
211977	11829	Throat Plate, 46 needle hole, for needle sizes 16 and 18, in gauges from $\frac{1}{16}$ to $\frac{1}{8}$ in., in steps of $\frac{1}{16}$ in., for 211976
211978	11829	Throat Plate, 40 needle hole, for needle sizes 20 and 22, in gauges from $\frac{1}{16}$ to $\frac{1}{8}$ in., in steps of $\frac{1}{16}$ in., for 211976
211979	11829	Throat Plate, 38 needle hole, for needle sizes 23 and 24, in gauges from $\frac{1}{16}$ to $\frac{1}{8}$ in., in steps of $\frac{1}{16}$ in., for 211976
211980	11829	Throat Plate, 35 needle hole, for needle sizes 25 and 26, in gauges $\frac{1}{16}$, $\frac{3}{16}$ and $\frac{1}{8}$ in., for 211976
212025	14321	Throat Plate, 46 needle hole, for needle sizes 16 and 18, in gauges from $\frac{1}{16}$ to $\frac{1}{8}$ in., in steps of $\frac{1}{16}$ in., for 211623 and 211624
212026	14321	Throat Plate, 40 needle hole, for needle sizes 20 and 22, in gauges from $\frac{1}{16}$ to $\frac{1}{8}$ in., in steps of $\frac{1}{16}$ in., for 211623 and 211624
212240	14321	Throat Plate, 40 needle hole, for needle sizes 20 and 22, in gauges $\frac{1}{16}$, $\frac{3}{16}$, $\frac{1}{8}$ and $\frac{3}{8}$ in., for 212241 ..
212242	14321	Throat Plate, 40 needle hole, for needle sizes 20 and 22, in $\frac{3}{8}$ in. gauge, for 231516
212244	11829	Throat Plate, 40 needle hole, for needle sizes 20 and 22, in gauges from $\frac{1}{16}$ to $\frac{1}{8}$ in., in steps of $\frac{1}{16}$ in., for 212246
212245	11829	Throat Plate, 46 needle hole, for needle sizes 16 and 18, in gauges from $\frac{1}{16}$ to $\frac{1}{8}$ in., in steps of $\frac{1}{16}$ in., for 212246

No.	Plate	Name
212824	14322	Throat Plate, 40 needle hole, for needle sizes 20 and 22, in $\frac{1}{8}$ in. gauge, for 212825
222228	14322	Throat Plate, 38 needle hole, for needle sizes 23 and 24, in gauges $\frac{3}{16}$, $\frac{7}{32}$ and $\frac{1}{2}$ in., for 222227
222240	14321	Throat Plate, 35 needle hole, for needle sizes 25 and 26, in gauges from $\frac{3}{16}$ to $\frac{13}{32}$ in., in steps of $\frac{1}{32}$ in., for 211976
222289	14322	Throat Plate, 50 needle hole, for needle sizes 14 and 15, in gauges $\frac{3}{16}$ and $\frac{7}{32}$ in., for 222288
222290	14322	Throat Plate, 46 needle hole, for needle sizes 16 and 18, in gauges $\frac{3}{16}$ and $\frac{7}{32}$ in., for 222288
222291	14322	Throat Plate, 40 needle hole, for needle sizes 20 and 22, in gauges $\frac{3}{16}$ and $\frac{7}{32}$ in., for 222288

OBSOLETE PARTS

No.	Plate	Name
202470	12320	Bobbin Winder Base
202471	12320	" " Frame
202472	12319	" " " Spring
202474	12320	" " Spindle
202477	12319	" " Stop Latch Thumb Lever
202480	12320	Bobbin Winder Spool Holder Base with 200355u and 202484
202481	12320	Bobbin Winder Spool Holder Base Spool Pin
202482	12319	Bobbin Winder Spool Holder Tension Disc (lower or upper)
202483	12319	Bobbin Winder Spool Holder Tension Disc Spring (brass)
202484	12319	Bobbin Winder Spool Holder Tension Disc Thread Guide
202485	12320	Bobbin Winder Spool Holder complete, Nos. 200011e, 202480, 202481, 202483, two 202482 and one wood screw $\frac{1}{2}$ in., No. 12 ..
227522	12319	Bobbin Winder Stop Latch
227523	12320	Bobbin Winder complete, Nos. 200056e, 200161d, 200221b, 201537u, 202470 to 202474, 204277, 204278, 227522, three 200299u and two round head wood screws $\frac{3}{4}$ in., No. 12
213110	14324	Face Plate with 200366u, 202087, 204185, 204730, two each 202090, 204281, three each 200368u and 200297u, for 213111
213111	----	Face Plate complete, Nos. 200577u, 204731, 204795, 213110, two each 204059 and 206639, for Machine No. 22w206
*213605	----	Feed Driving Cam Fork Lever Slide Block
*213604	----	Feed Driving Cam Fork Lever Slide Block with 200116c
213606	11897	Feed Driving Cam Fork Lever Slide Block 213604 with 213605
203250	11007	Hook Driving Shaft Collar with two 200393c

PLATE 10483—FULL SIZE

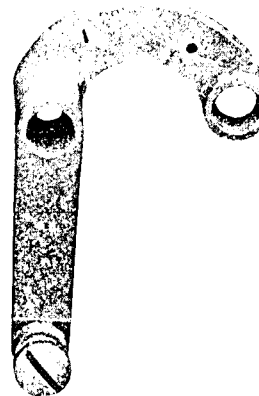
200181



202088



204475



200309



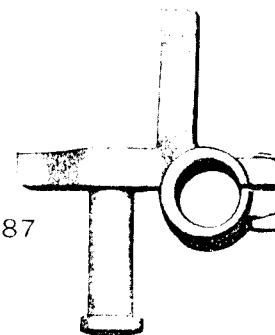
200122




200188



204480



200685



200587



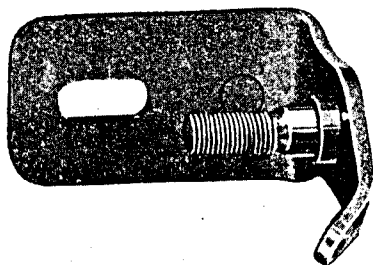
204478



FOR
MACHINES
300

PLATE 10881—FULL SIZE


225461




200082 202104



2102



225462



202407



201499

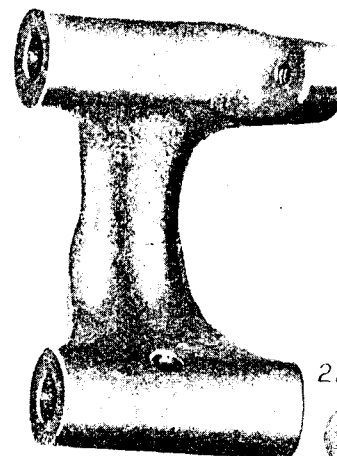


201572

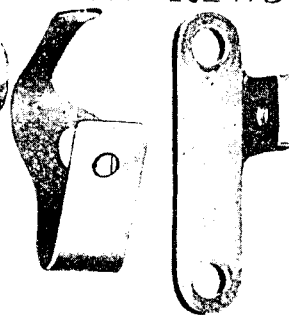


PLATE 10884—FULL SIZE

225453



225444 202478



228026



225458



225460



225454



200299



225438



200056



225459



200105



225456



225381



225455





PLATE 10885—ONE-FOURTH SIZE

225433



202473




225382



PLATE 11007—FULL SIZE

203241




200555



203242



203245




203250



200393

EM

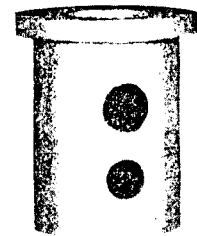
203246



200006



203249



225585



203244




200840



PLATE 11242—ONE HALF SIZE

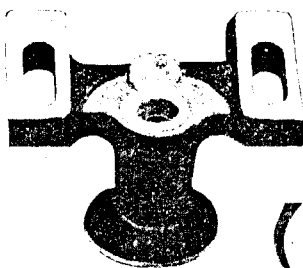
203468

203468



203307

203464



203718

203718



203469

№ 4 OUTFIT

203208

203209

203210


203241



PLATE 11249—ONE HALF SIZE

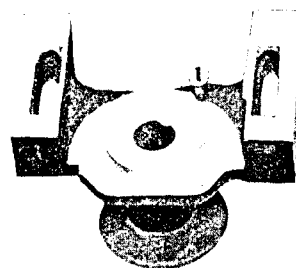
203509

203509



203508

203483



203510

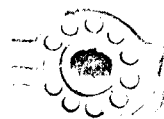
№ 8 OUTFIT

203499

213018

213018

203506



203470

203500

203478

213810



PLATE 11251—ONE-HALF SIZE

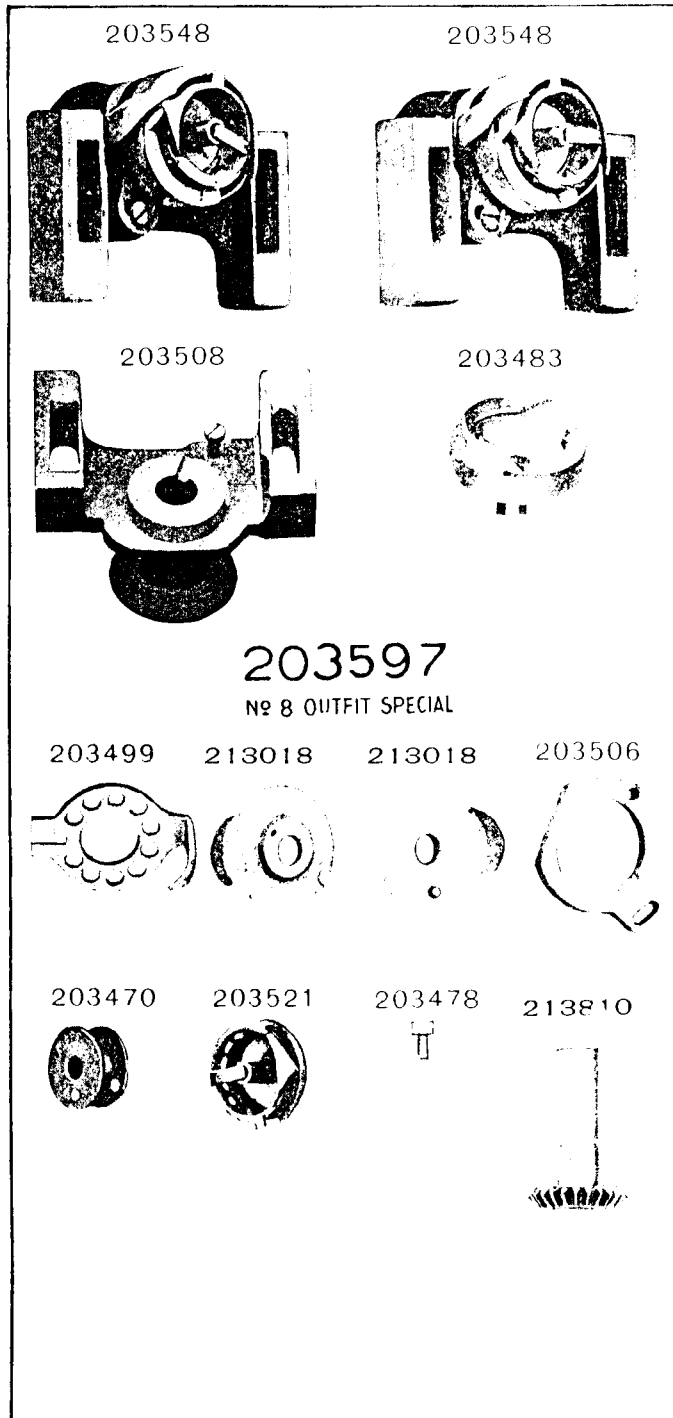


PLATE 11284—FULL SIZE




PLATE 11806 -FULL SIZE

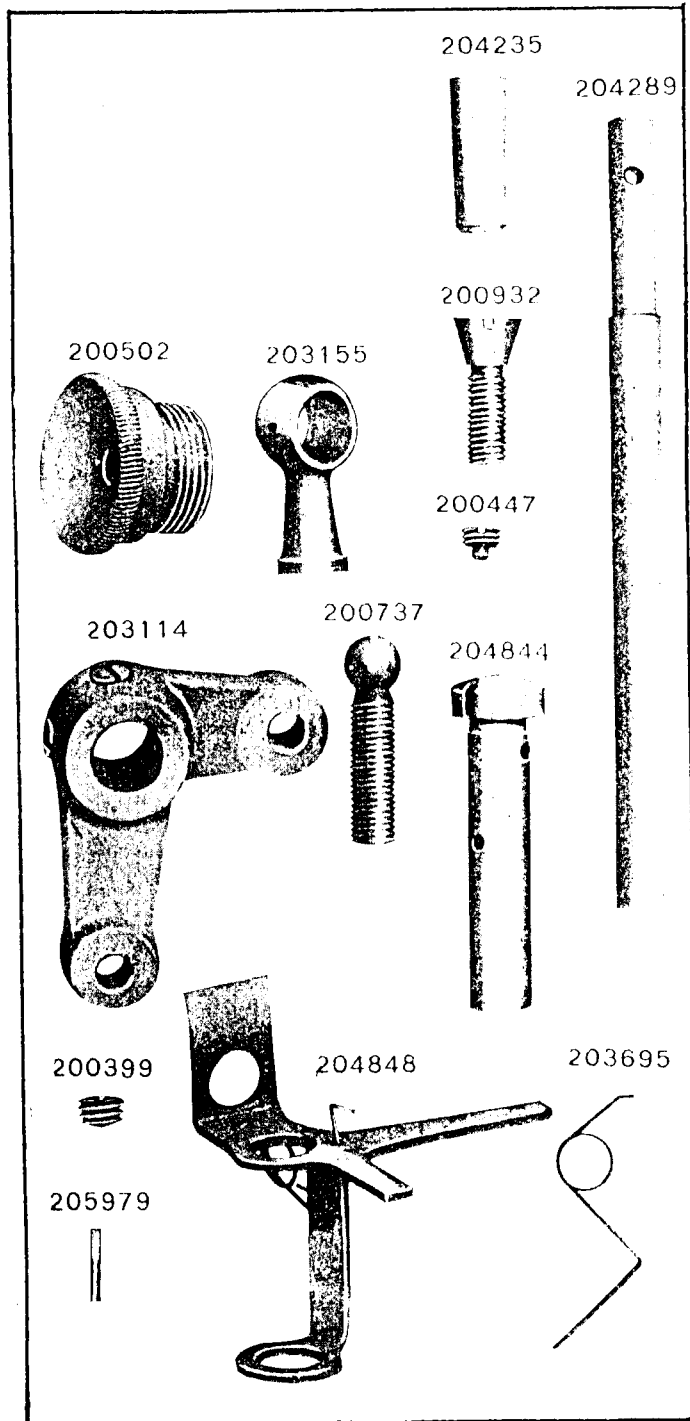


PLATE 11824 -FULL SIZE

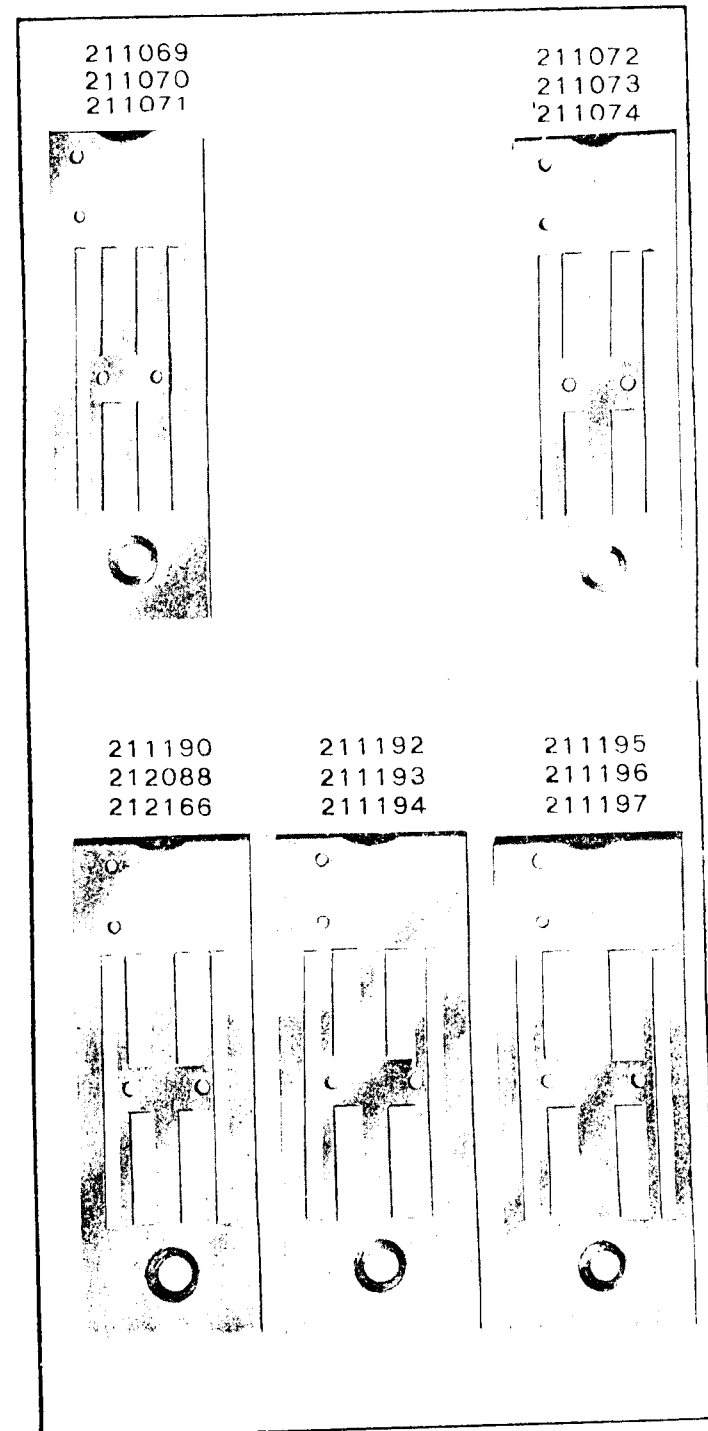


PLATE 11825 -FULL SIZE

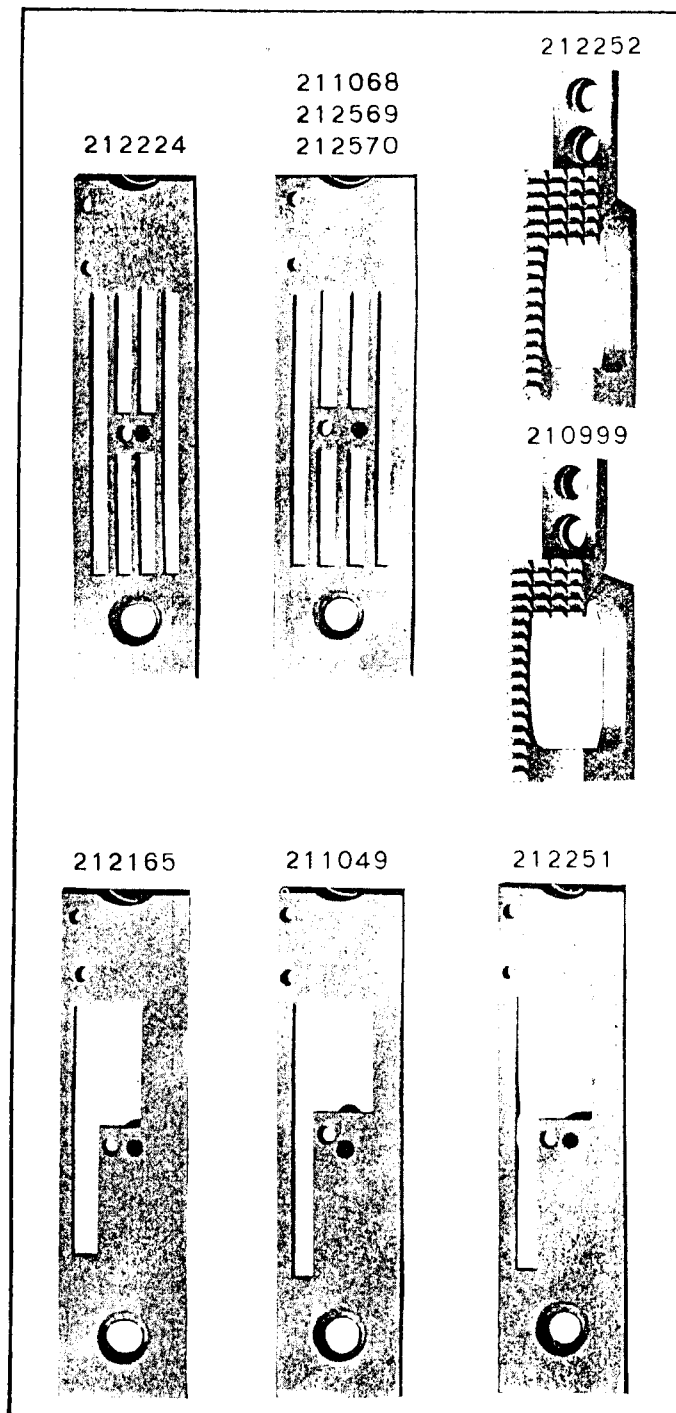


PLATE 11829 -FULL SIZE

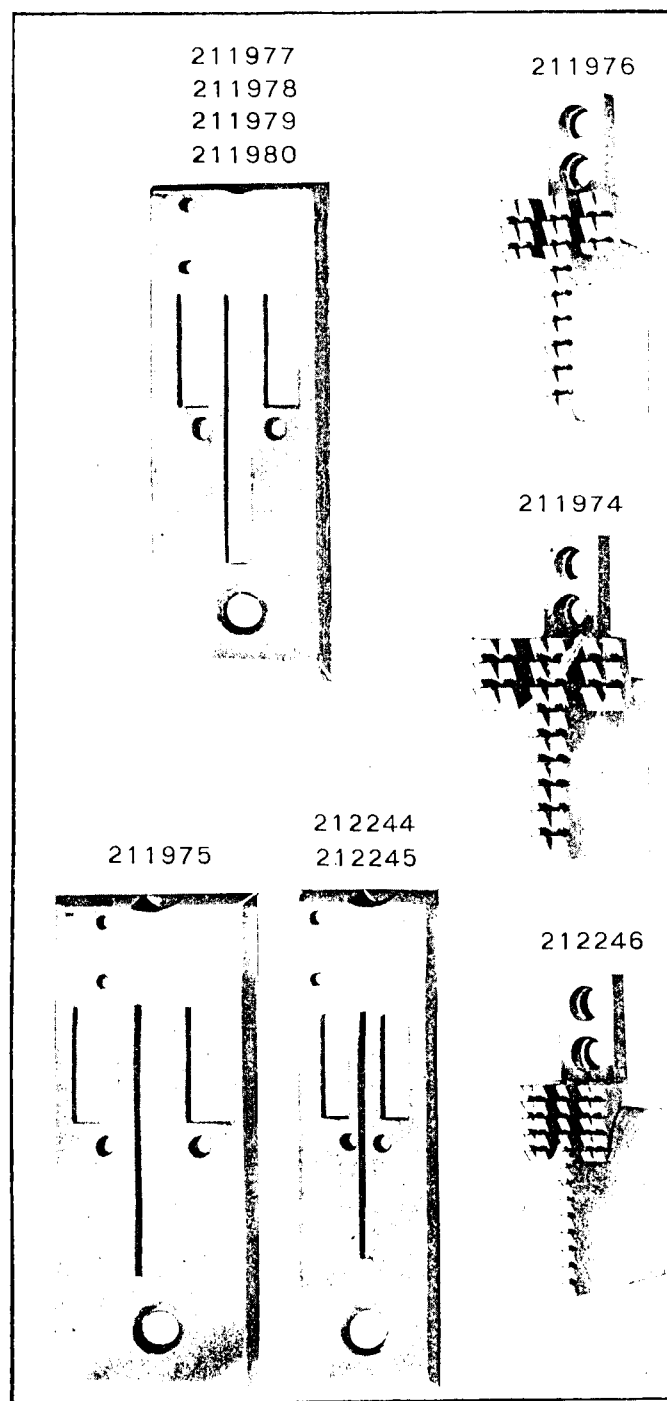


PLATE 11832 -FULL SIZE

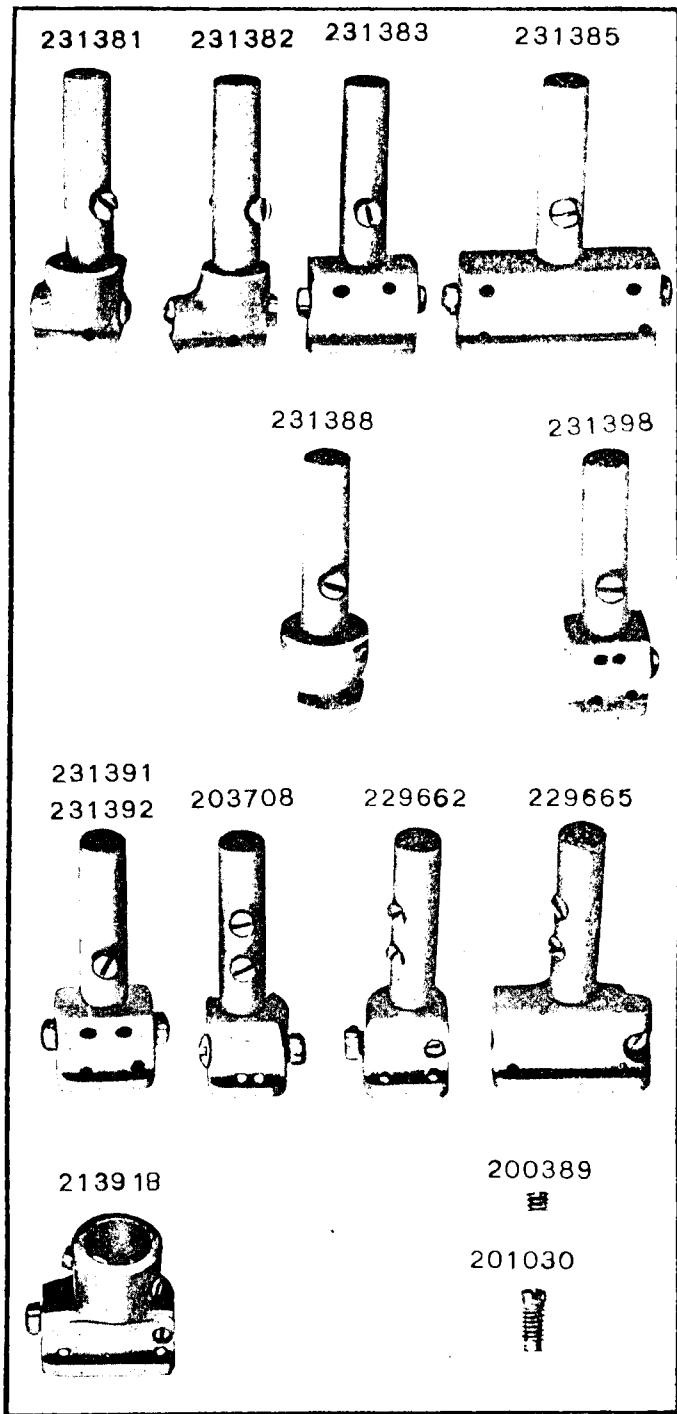


PLATE 11837 -FULL SIZE

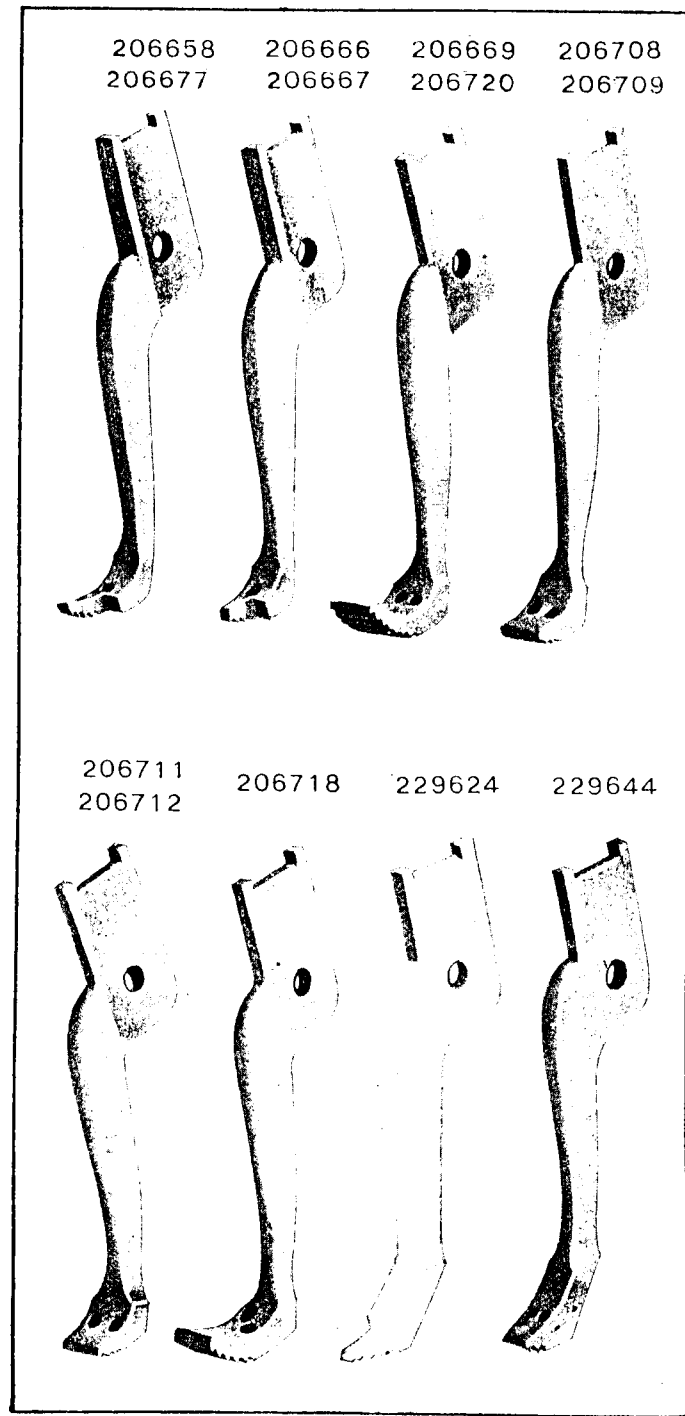


PLATE 11839 -FULL SIZE

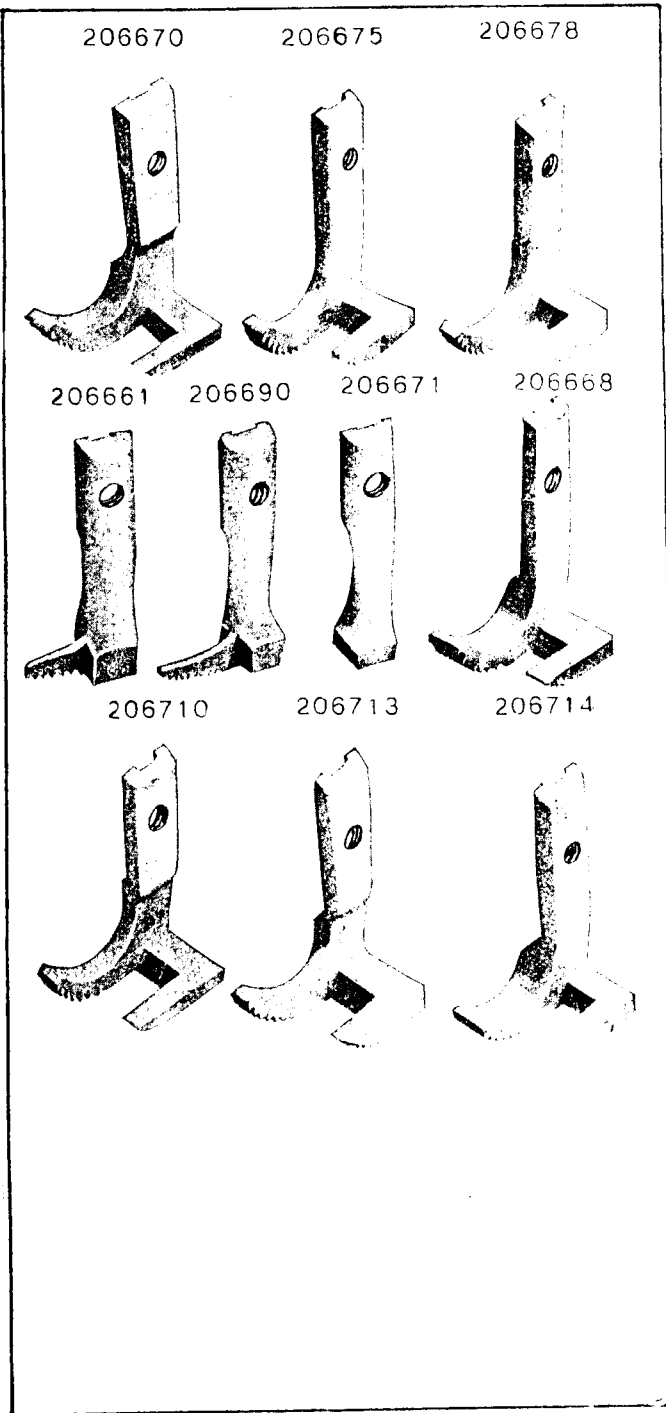


PLATE 11845 -FULL SIZE

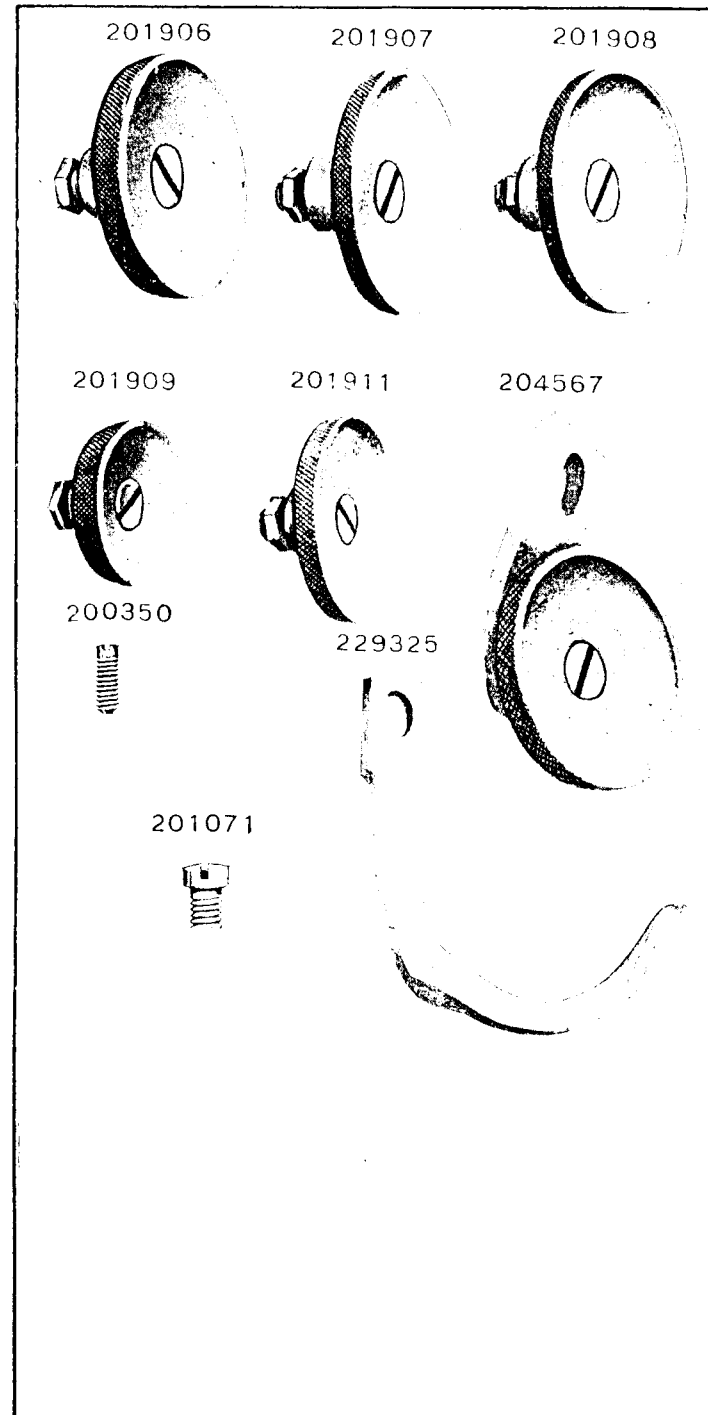


PLATE 11867 - ONE-FOURTH SIZE

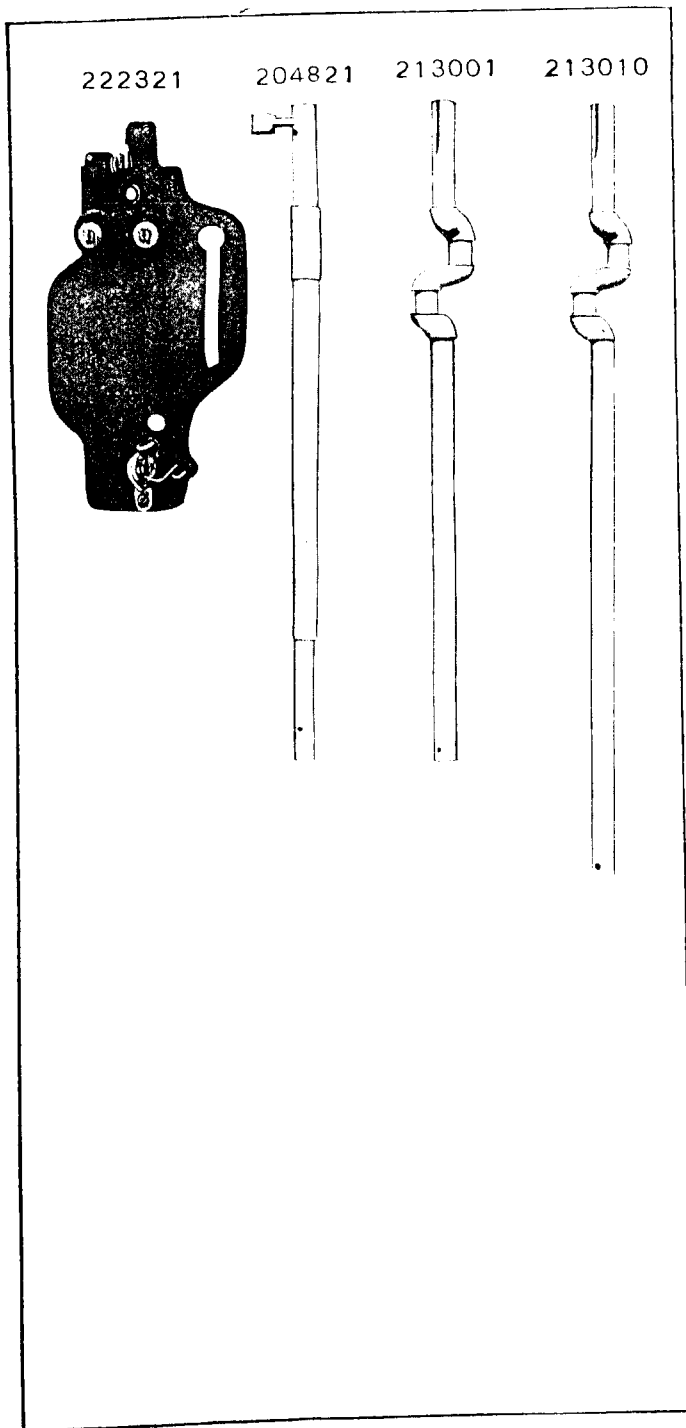


PLATE 11871 - ONE-HALF SIZE

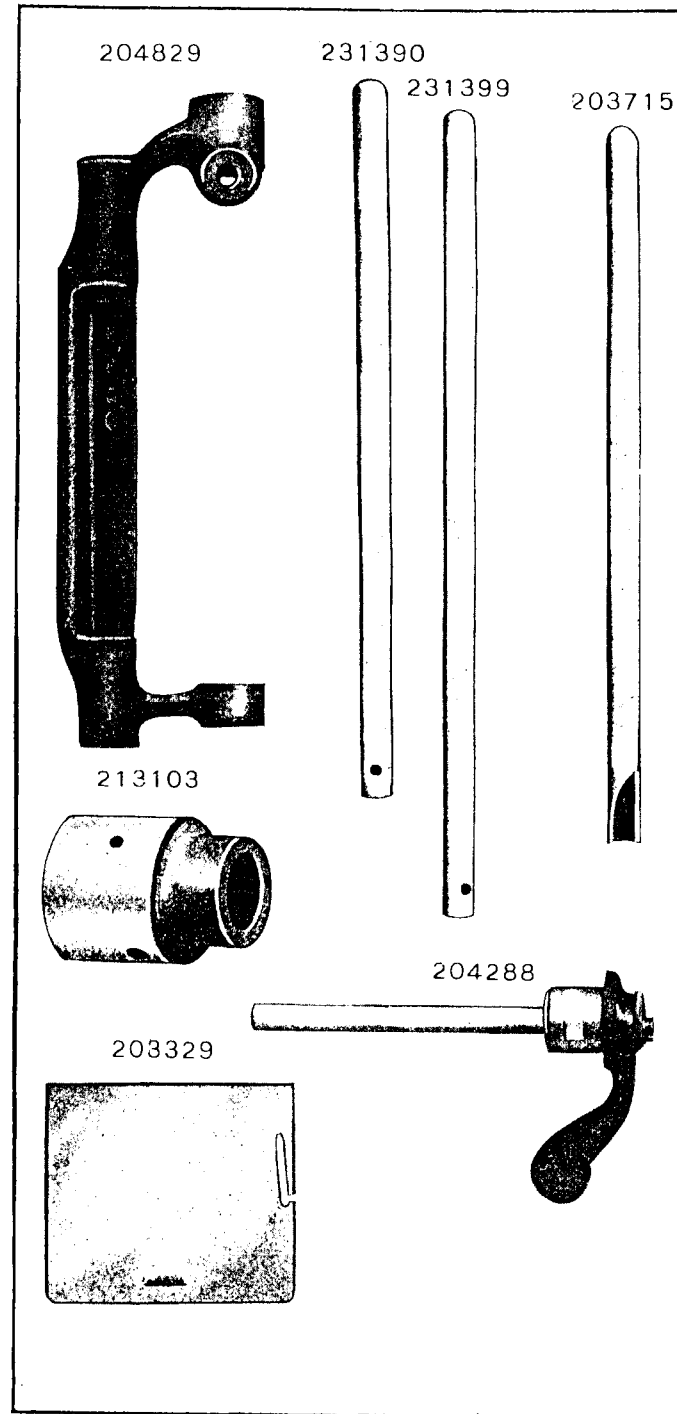


PLATE .11901-ONE-FOURTH SIZE

213746



213747




213001



PLATE 12078-FULL SIZE

211589



211296

211590

211591



PLATE 12079—FULL SIZE

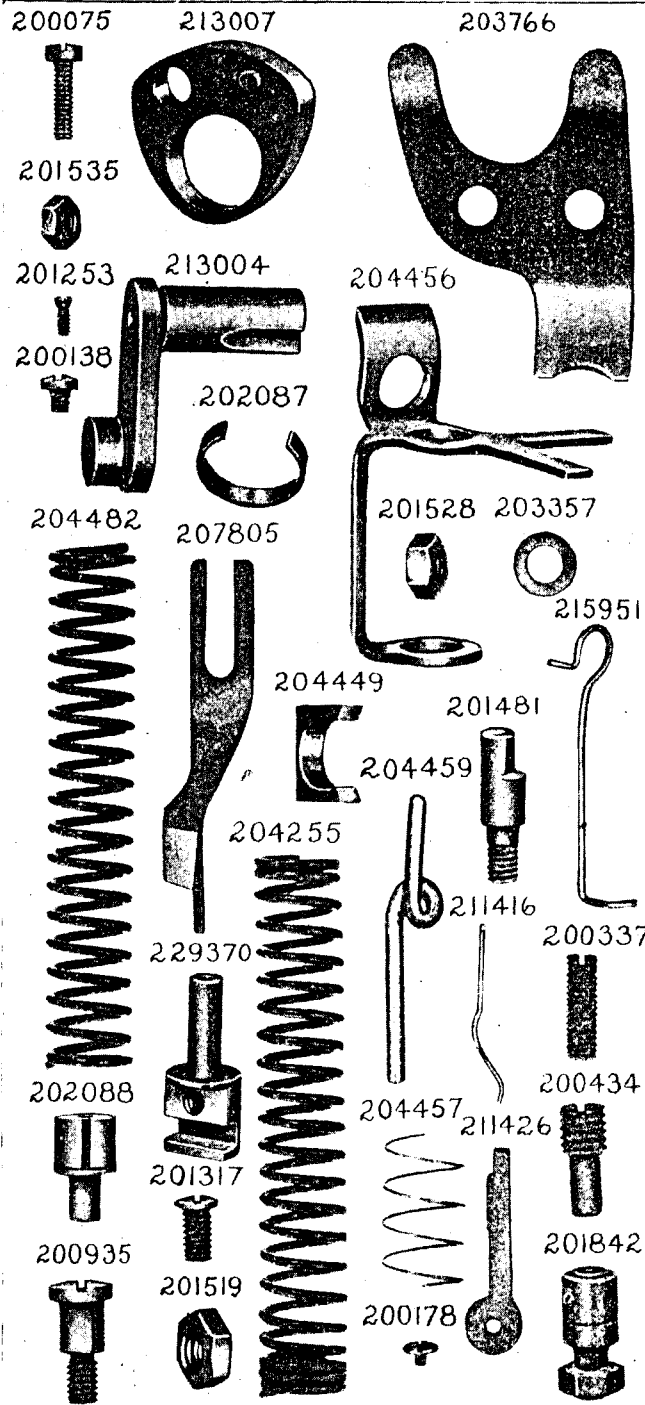


PLATE 12080—FULL SIZE

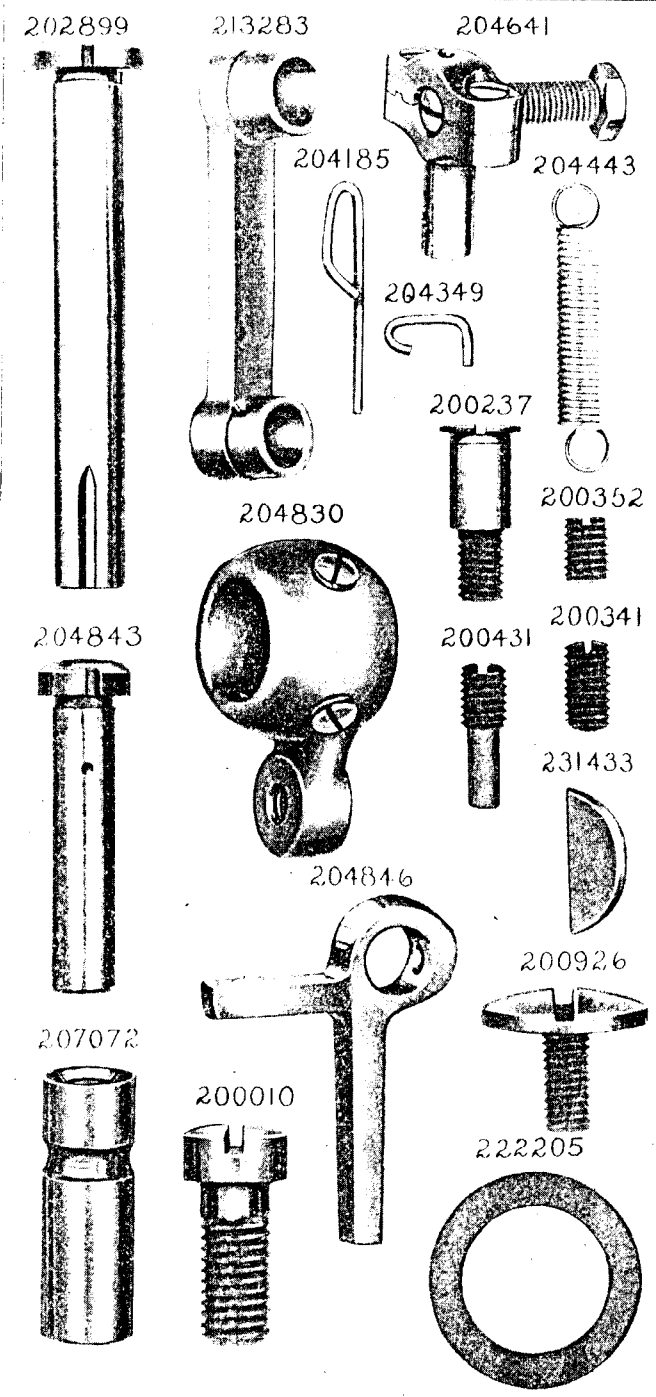


PLATE 12081—ONE-HALF SIZE

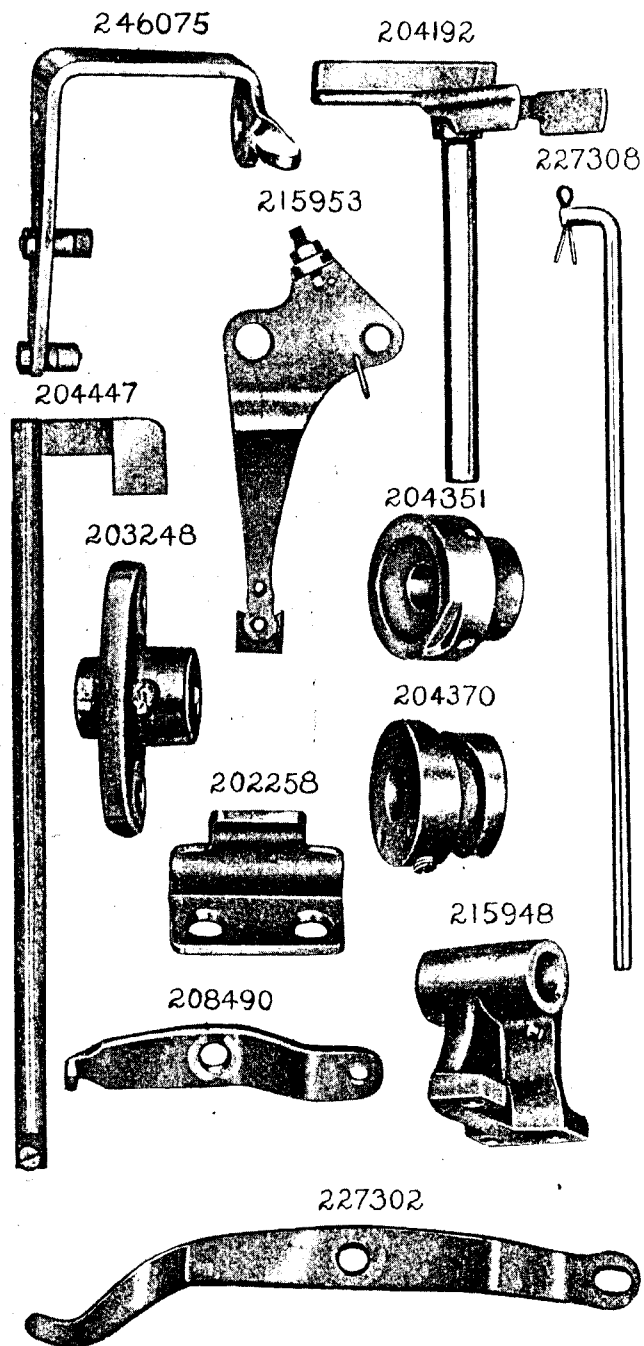


PLATE 12084—ONE-FOURTH SIZE

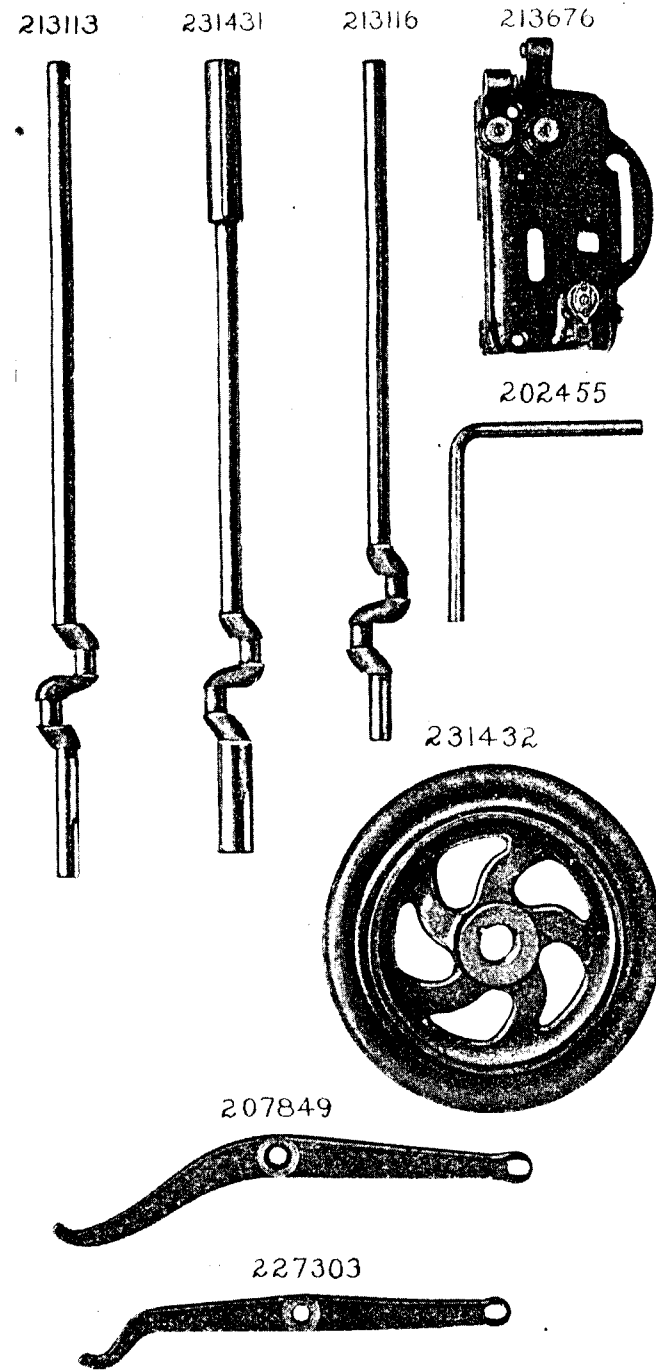



PLATE 12158—FULL SIZE

212196
212197
212223




212196
212197
212223



PLATE 12225—FULL SIZE

204495



8 1/8 IN. LONG


200675



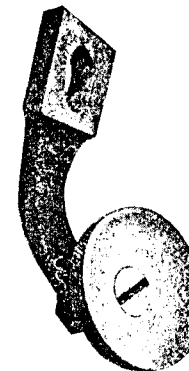
200096



202560



204570



200551



200113



202558



201910



202559



201534



200141



204330

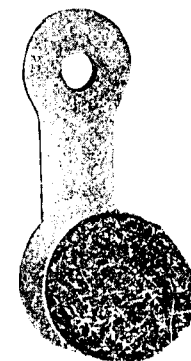


PLATE 12305—FULL SIZE




PLATE 12306—FULL SIZE

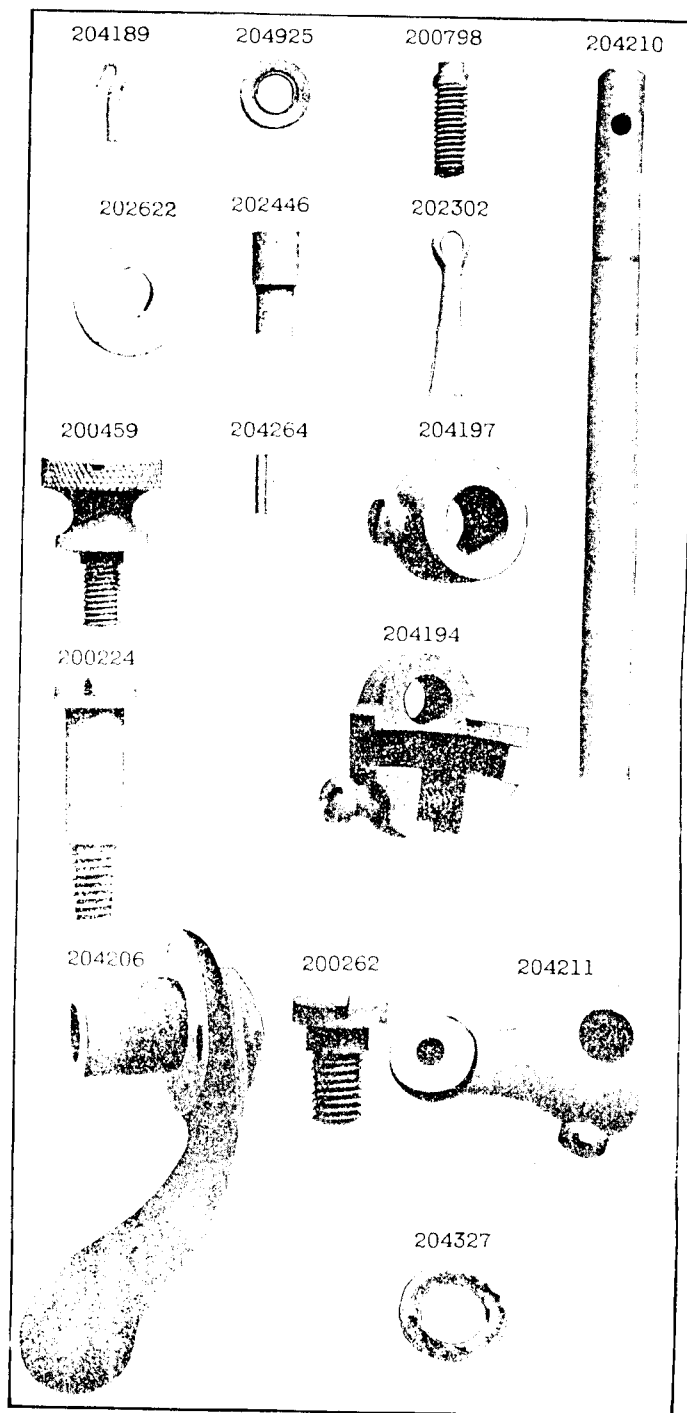


PLATE 12307—FULL SIZE

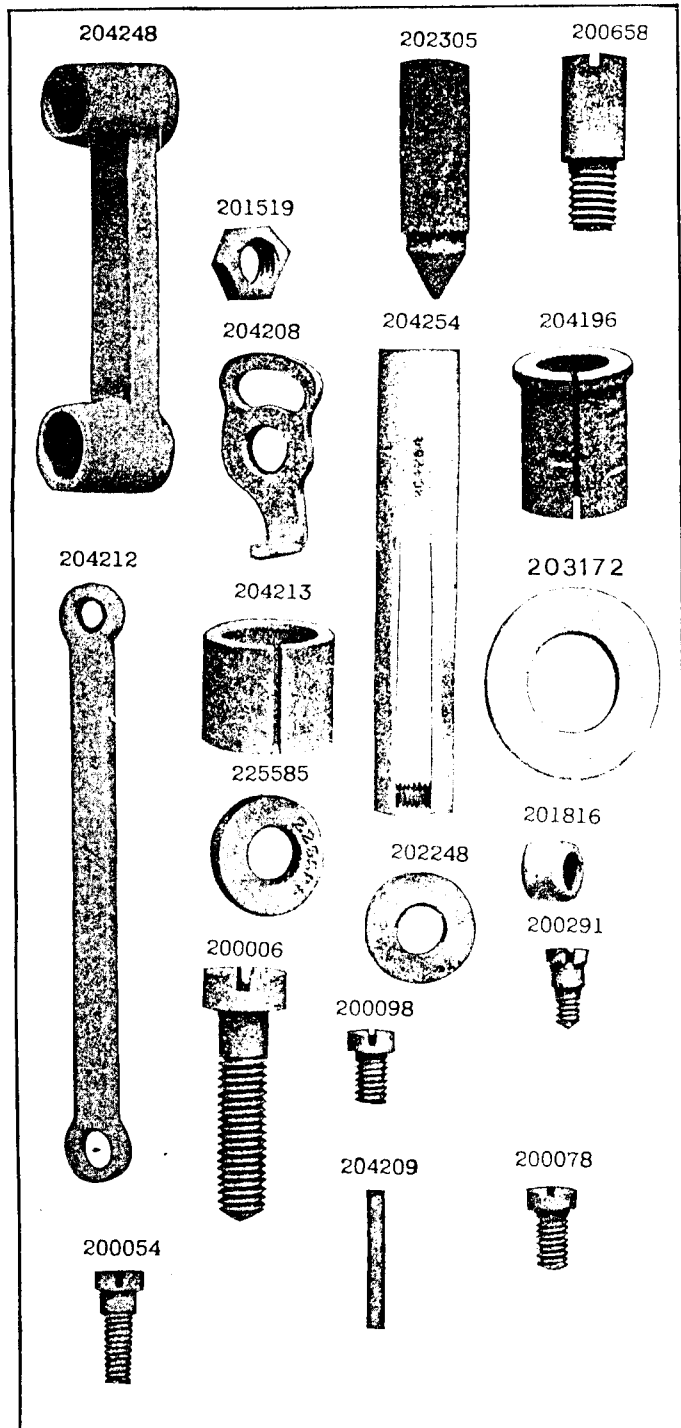


PLATE 12308—FULL SIZE

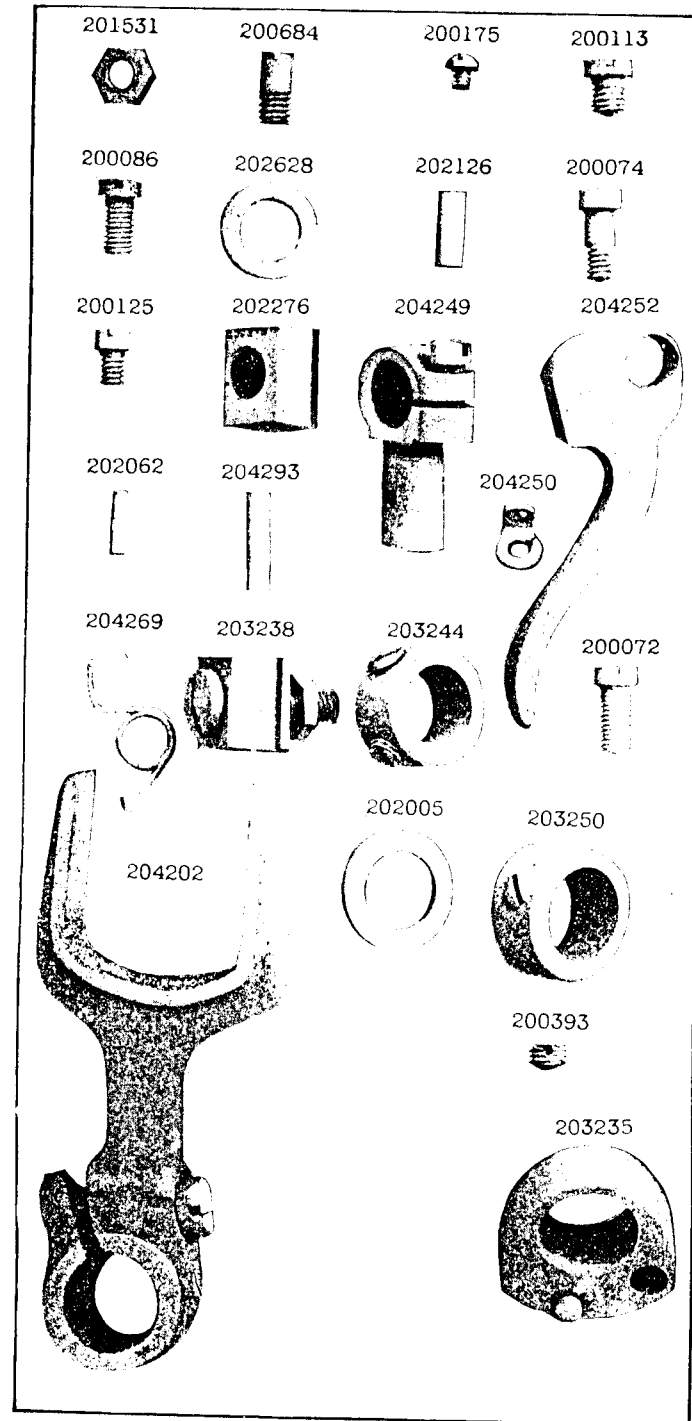


PLATE 12309 - FULL SIZE




PLATE 12311 - FULL SIZE

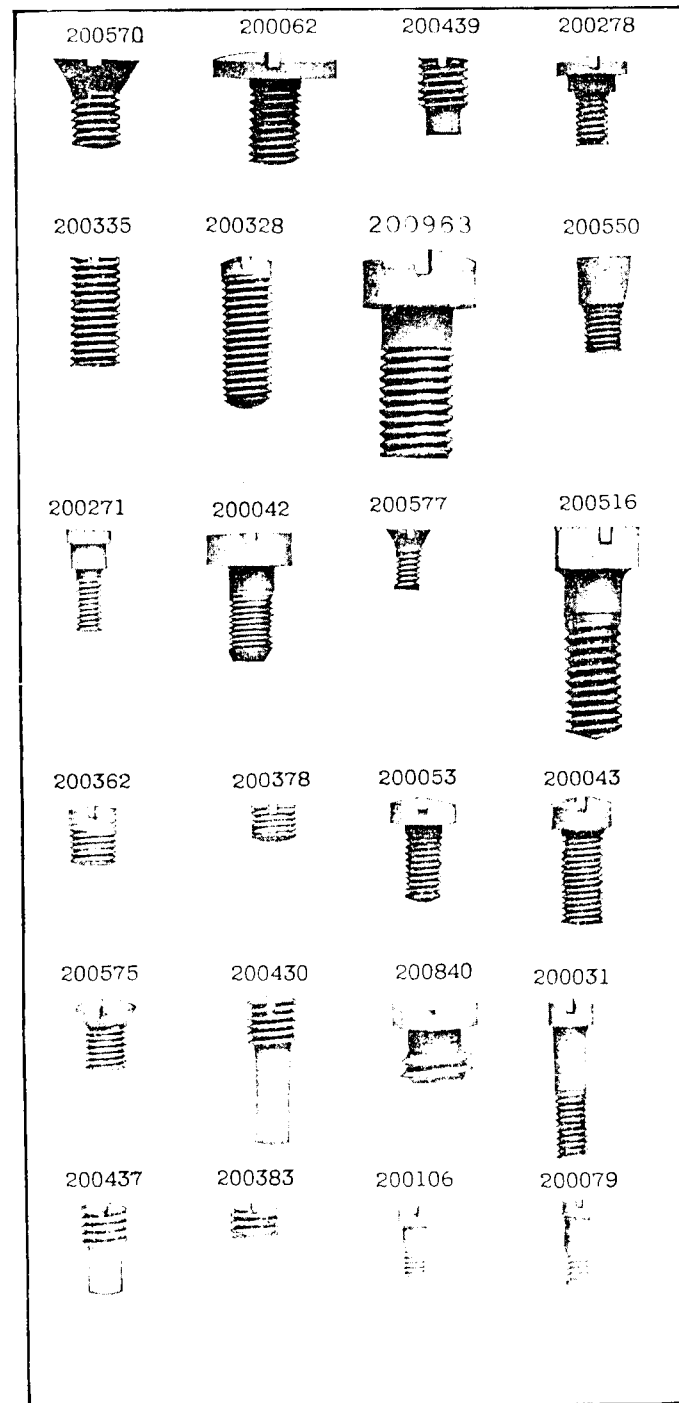


PLATE 12319 - FULL SIZE

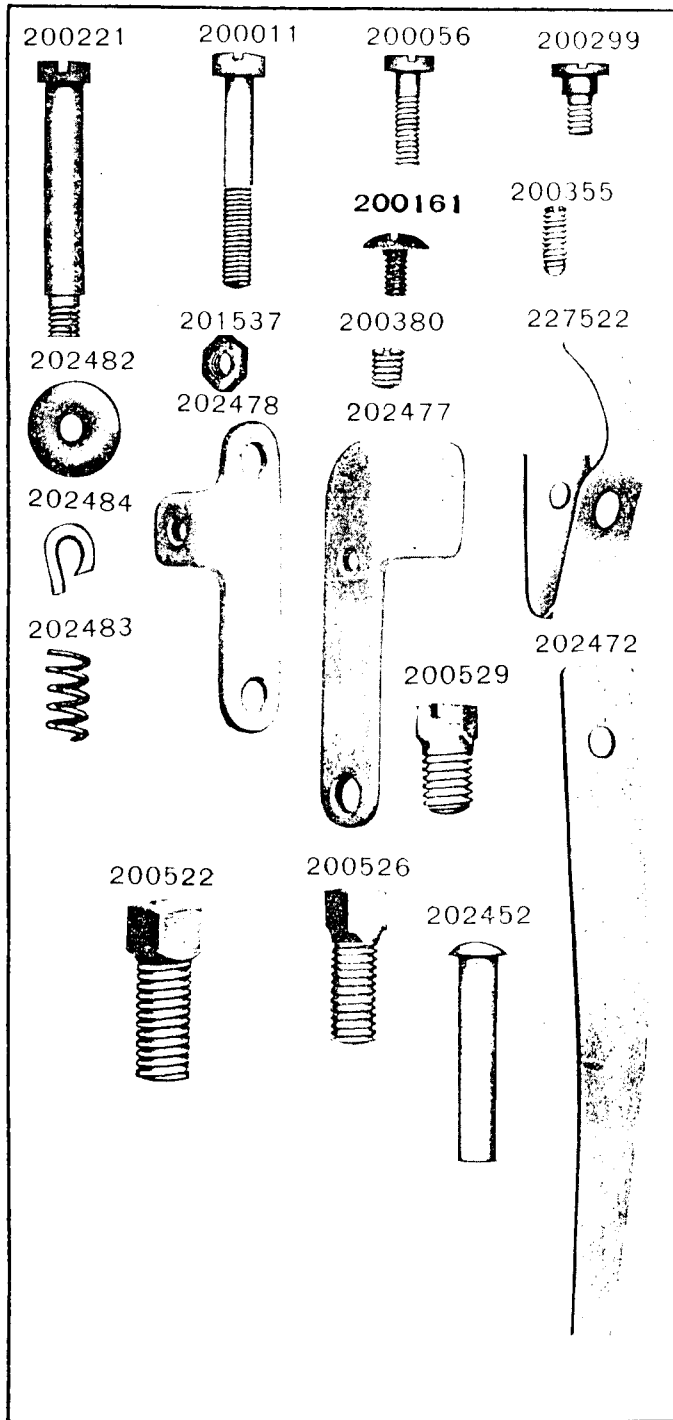


PLATE 12320 - ONE-HALF SIZE

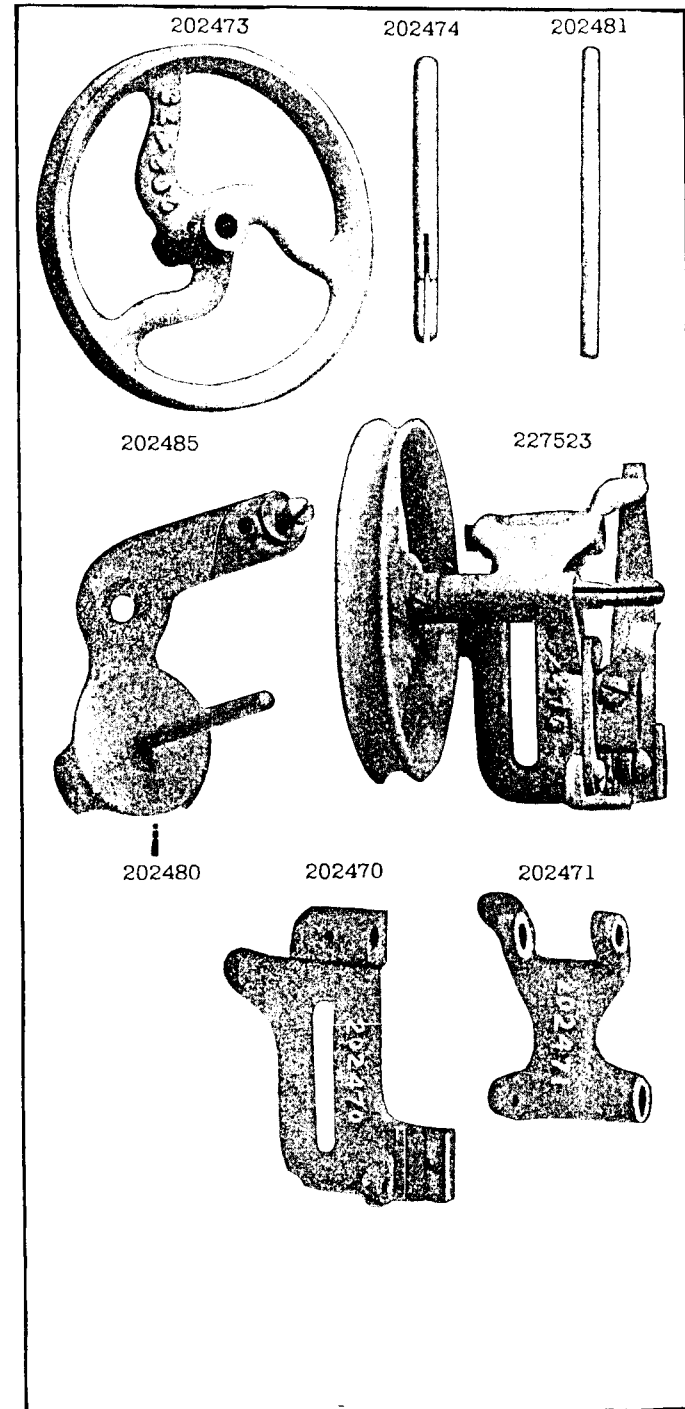


PLATE 12338—FULL SIZE

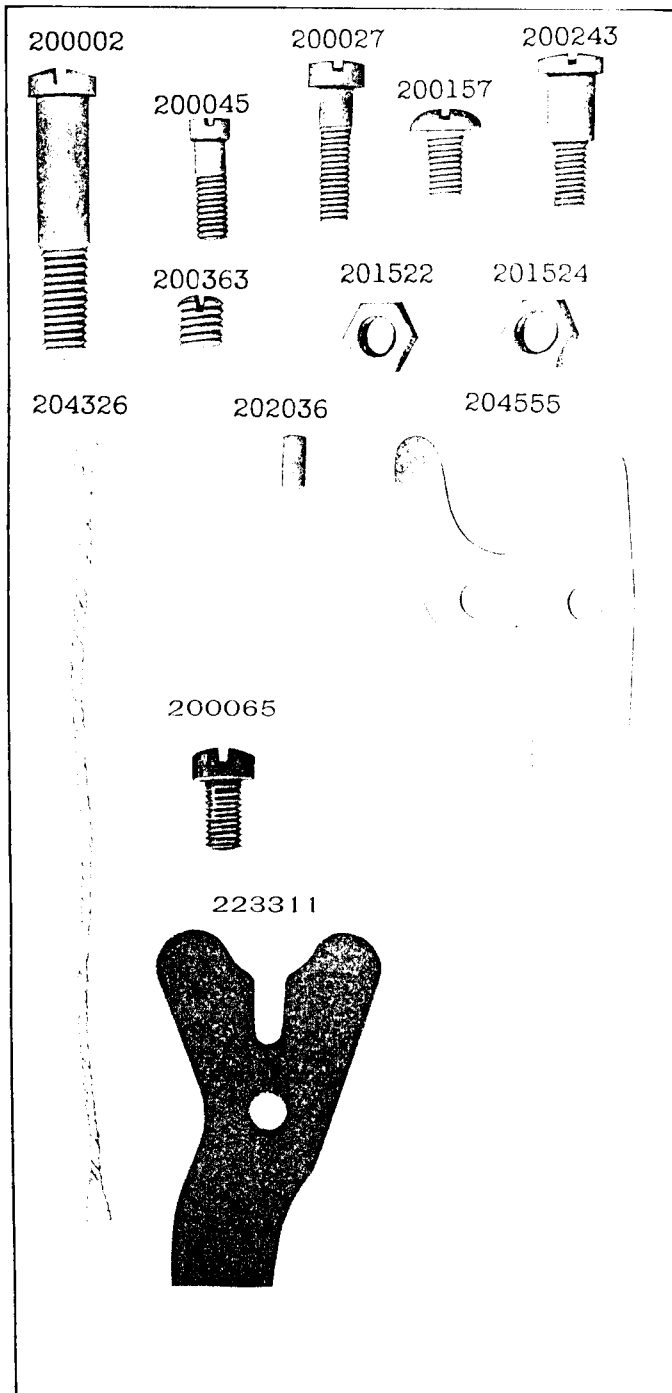


PLATE 12376—FULL SIZE





PLATE 14066—FULL SIZE

229638




229639



229640



222229
229641



229642




229643



PLATE 14067—FULL SIZE


229646




229647



206682
229648



229650




229651



229649



229652



229653



PLATE 14083—ONE-SIXTH SIZE

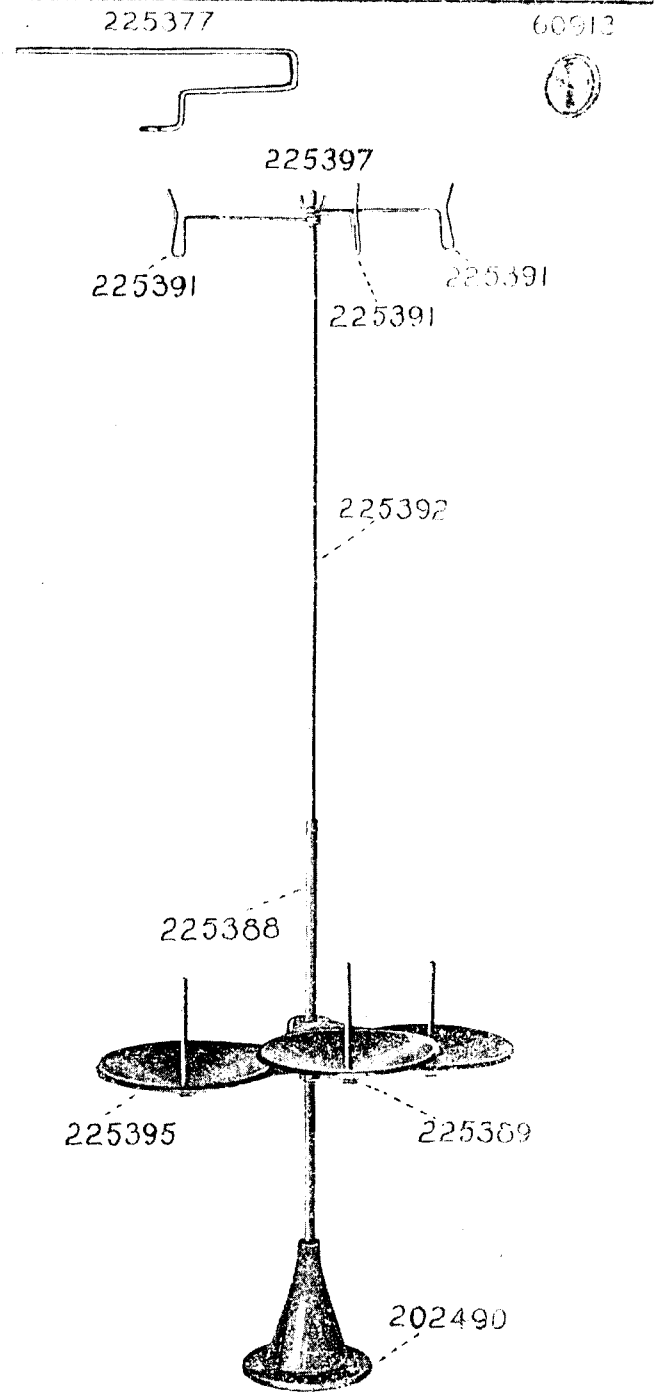


PLATE 14307—FULL SIZE

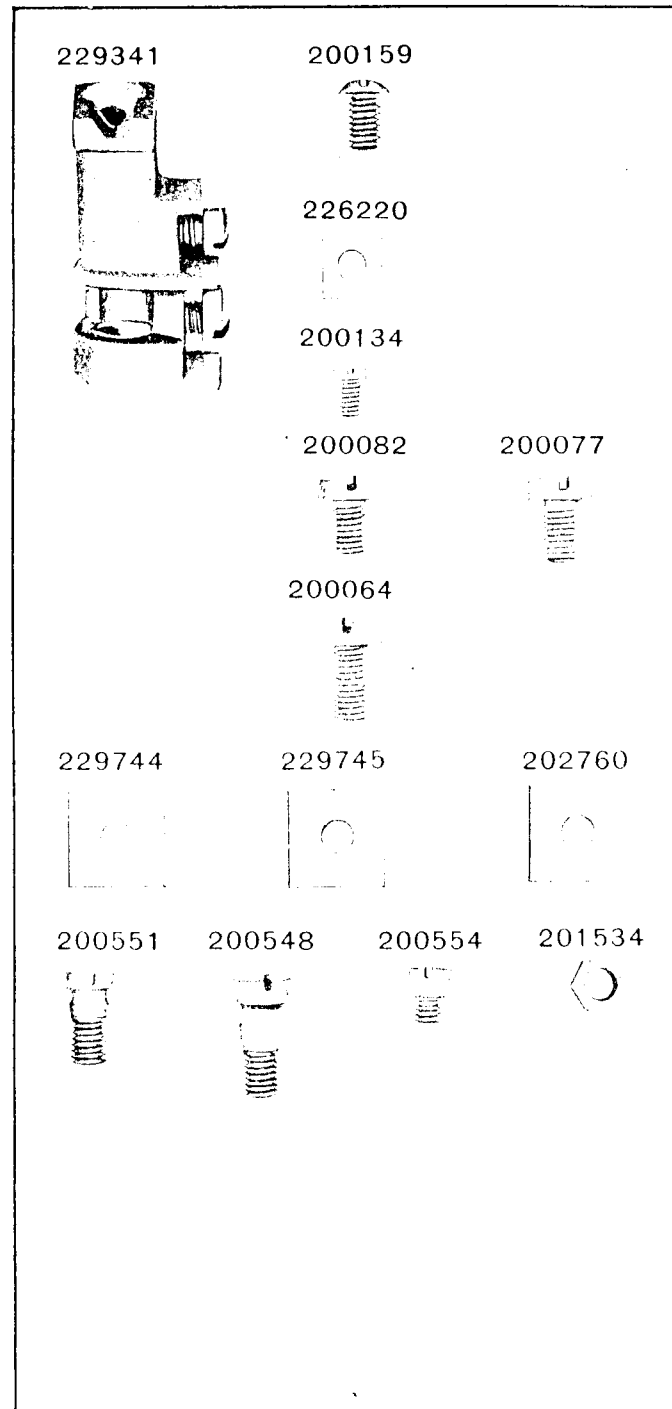


PLATE 14308—ONE-HALF SIZE

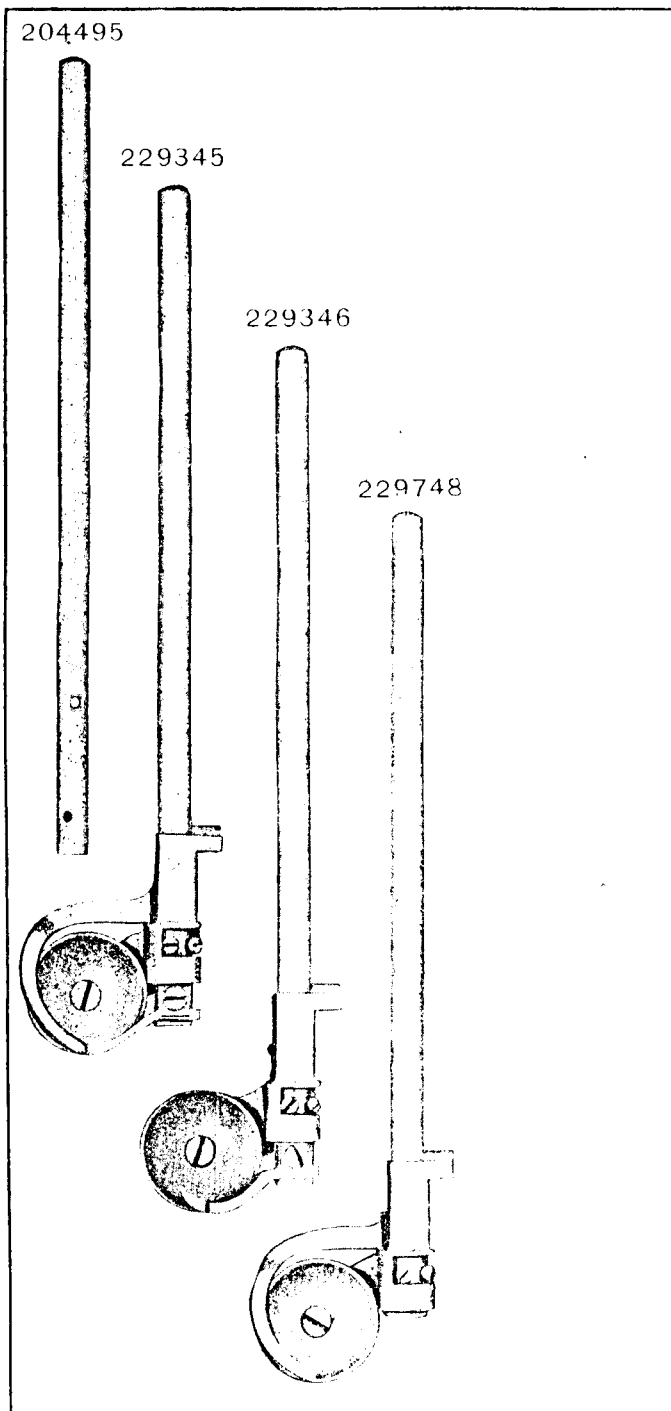


PLATE 14309—FULL SIZE

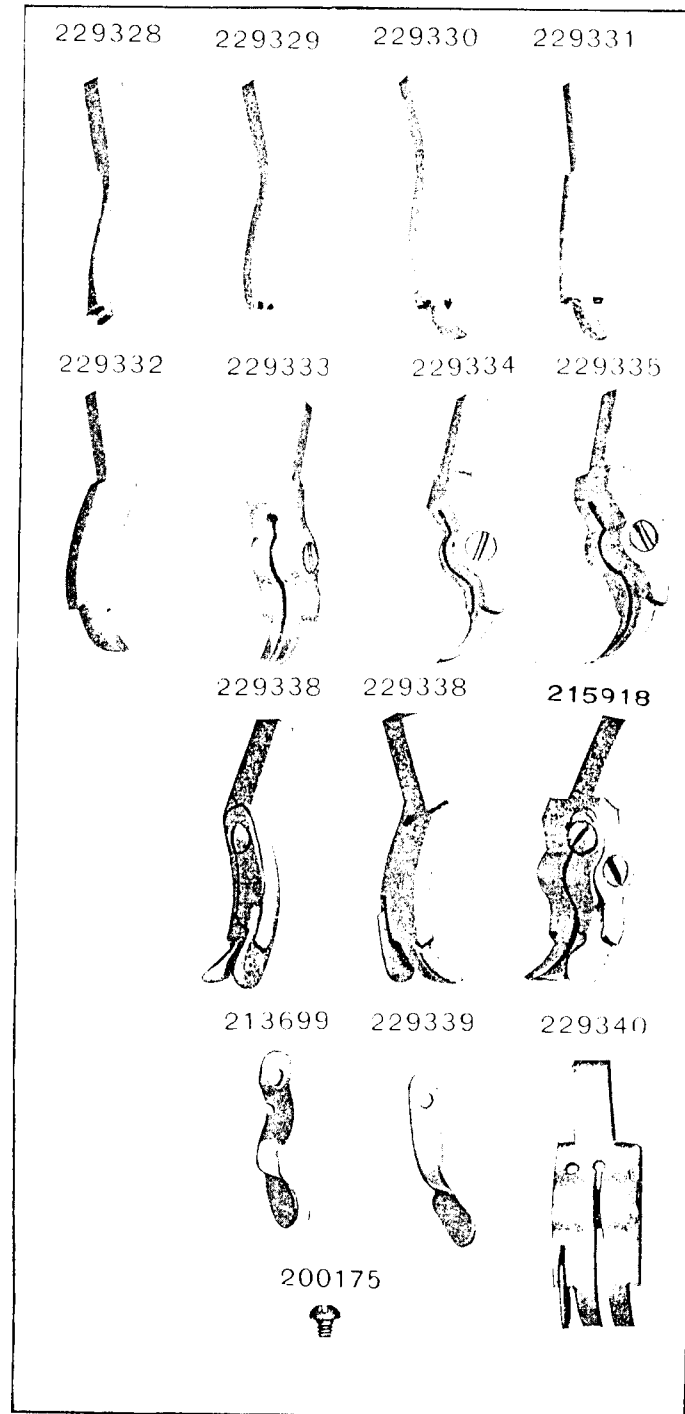


PLATE 14312—ONE-HALF SIZE

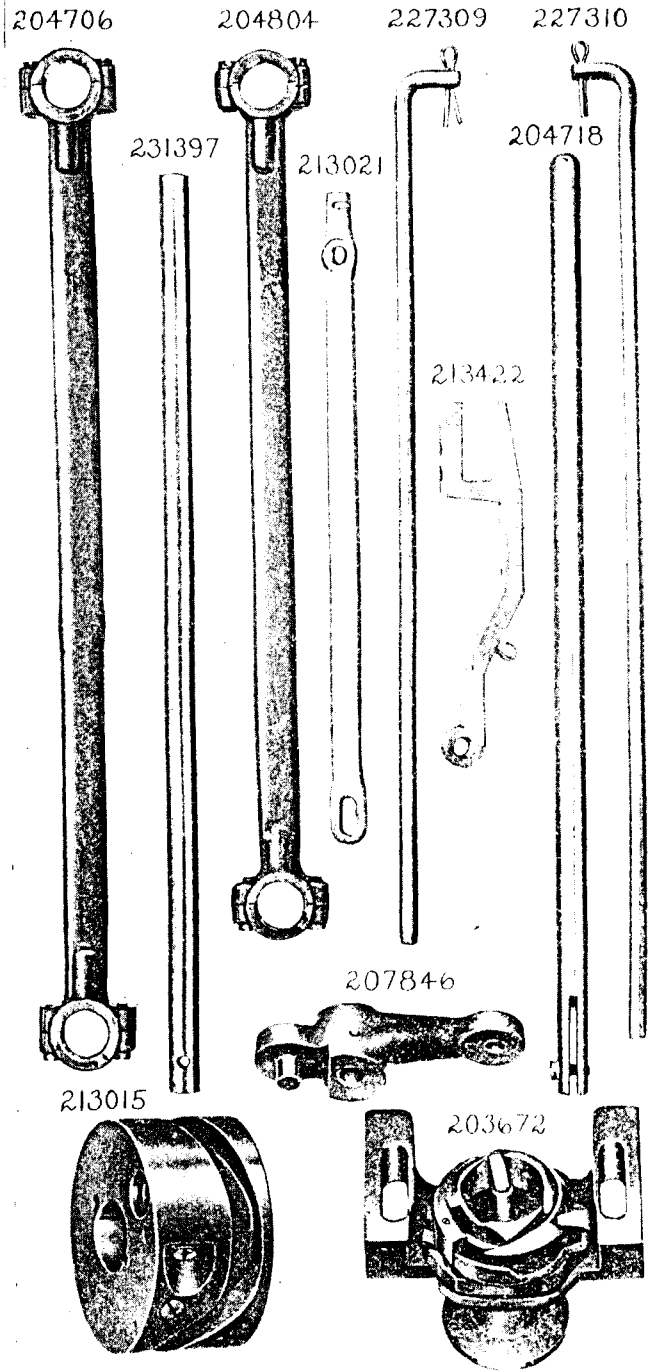


PLATE 14313—FULL SIZE

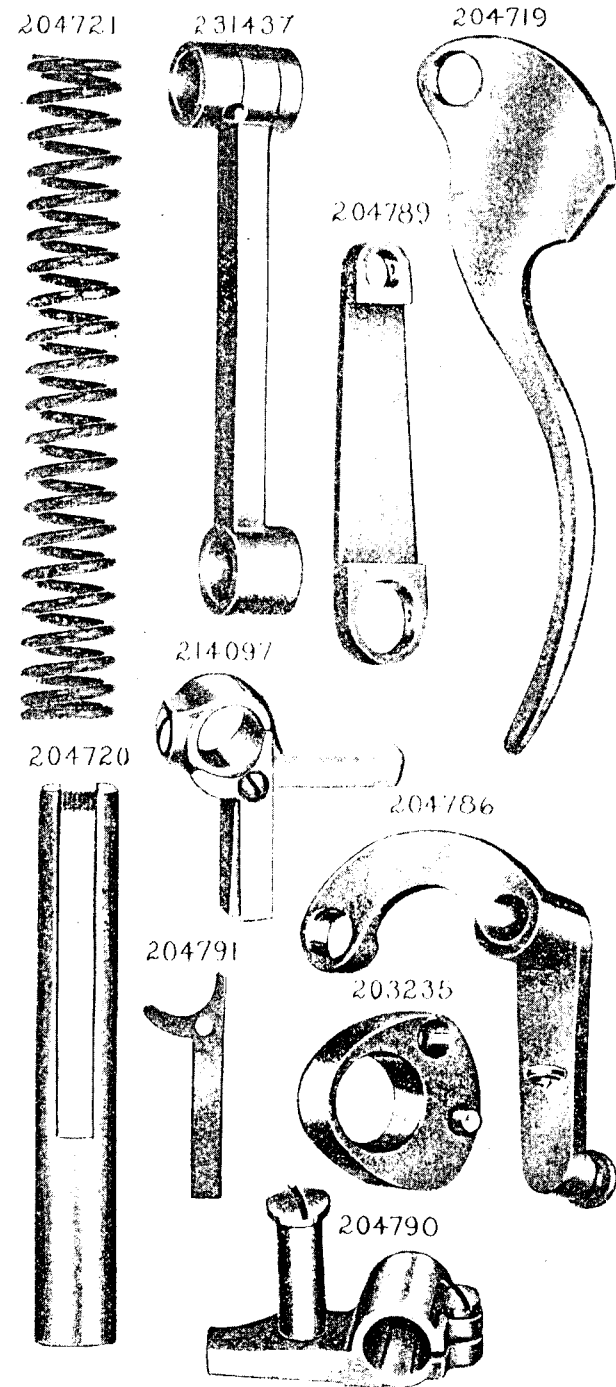


PLATE 14314—FULL SIZE

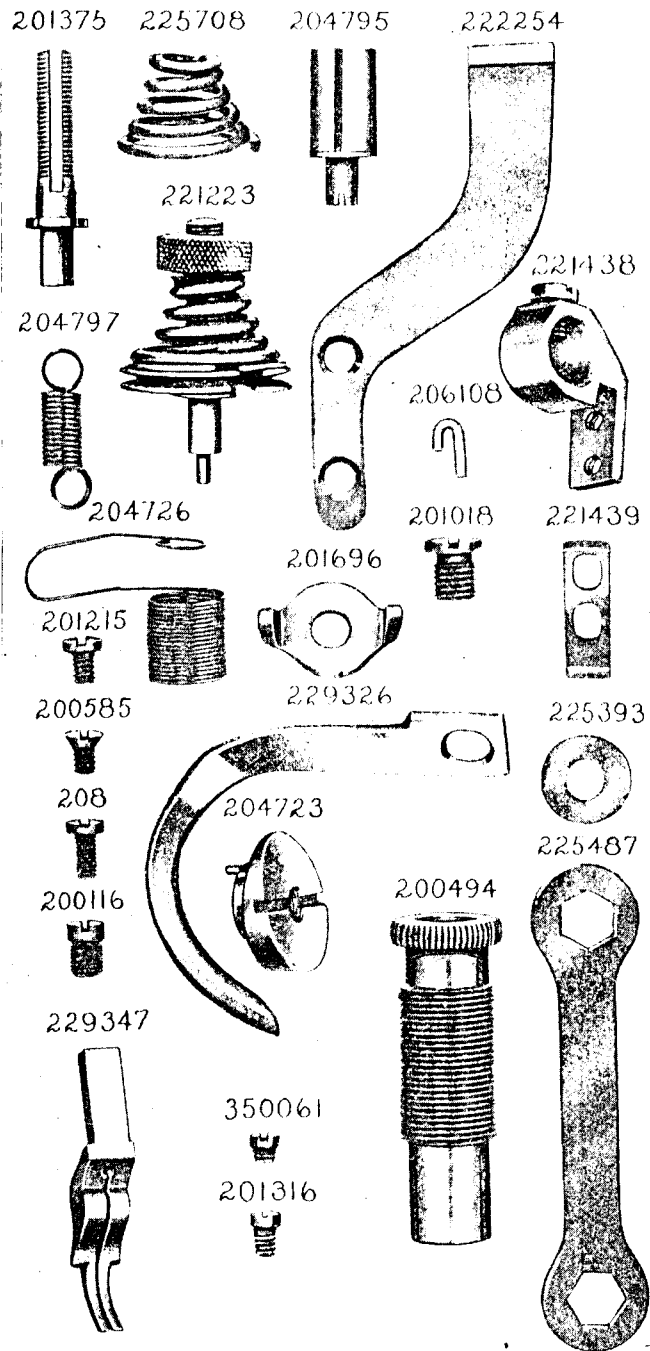


PLATE 14315—FULL SIZE

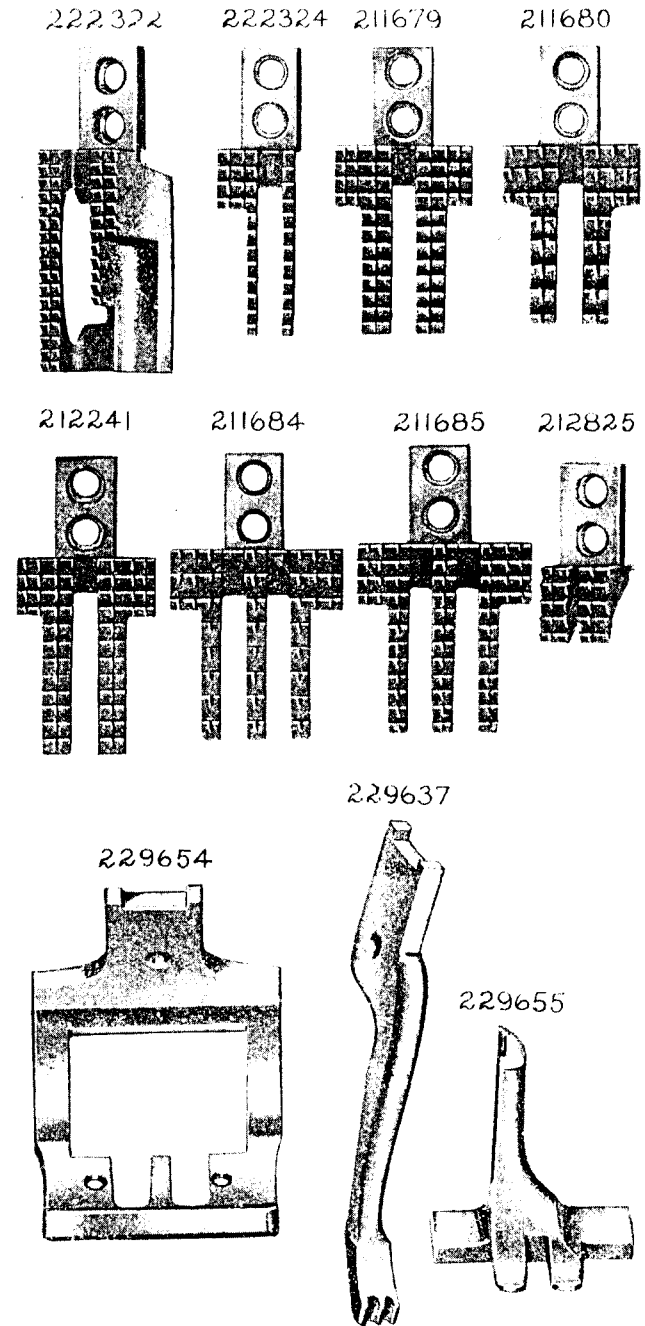


PLATE 14316—FULL SIZE

211739



211740



211623



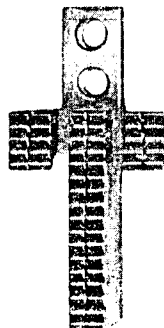
211624



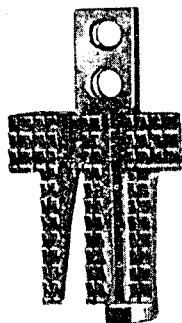
222227



211982



231516



229123



229124

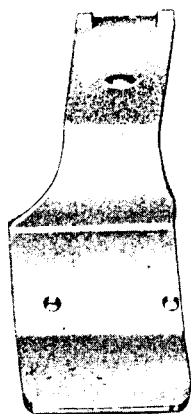


PLATE 14317—FULL SIZE

212103



212104



212571



211630



211298



222267



222268



231400


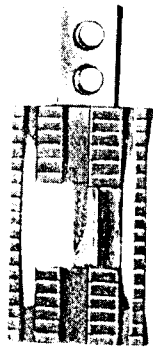



PLATE 14318-FULL SIZE


212474



212169




222288



236411



236419



236423



211805


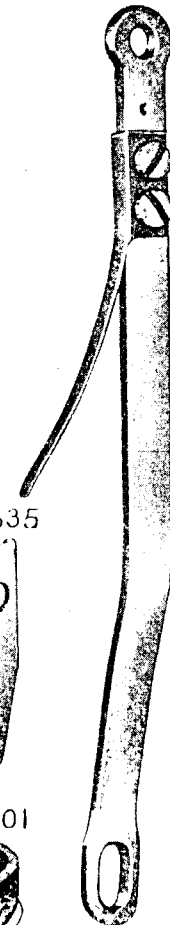


PLATE 14319-FULL SIZE

204492



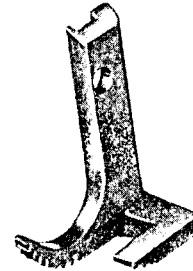
204489



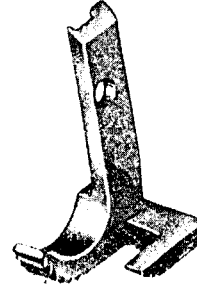
204488



204625



204631



204635



203697



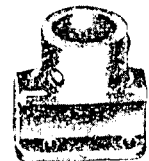
203701



203703




203704



203714



213896



213897


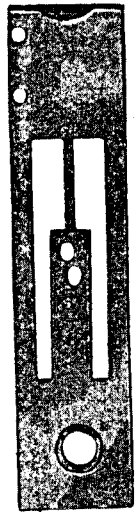



PLATE 14320—FULL SIZE

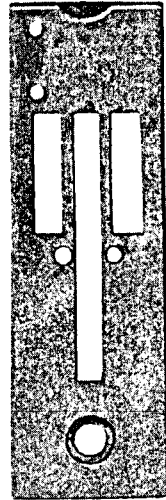
212109
212110




212133
212134



203777



212271



212272

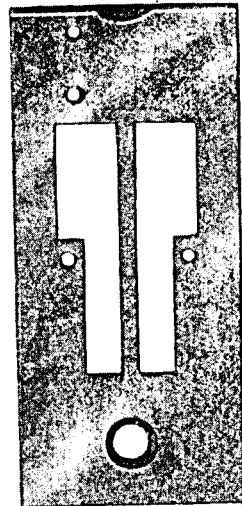

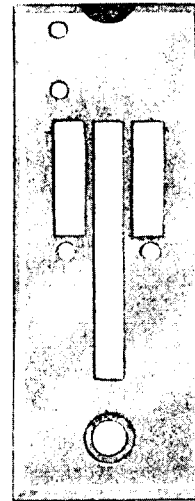


PLATE 14321—FULL SIZE

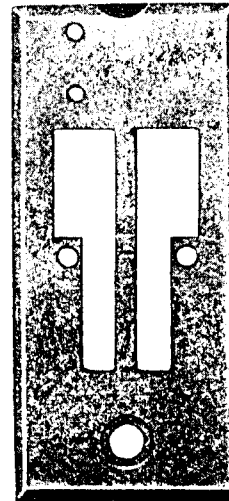
222240



212025
212026



212240



212242

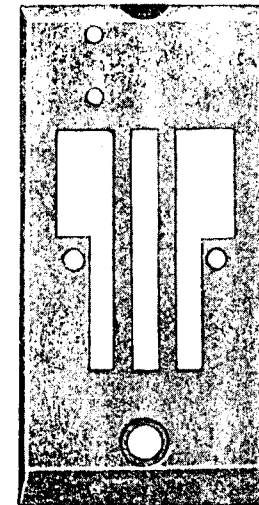




PLATE 14322—FULL SIZE

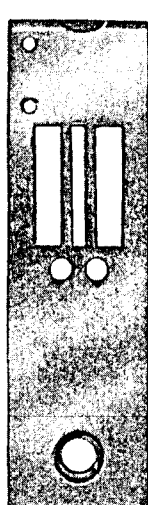
222230




212824



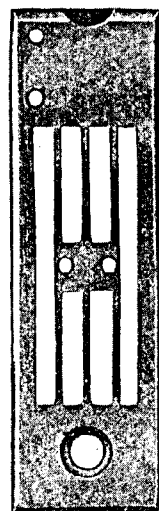
222228



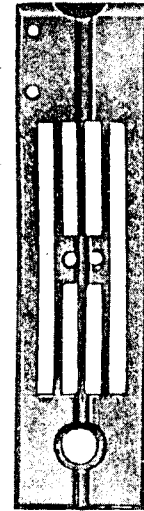
222259



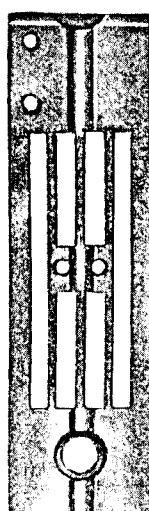
222260



222261



222262



222289
222290
222291

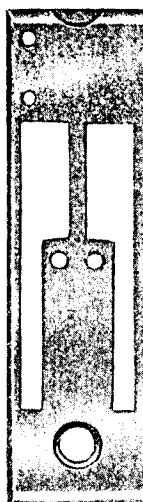
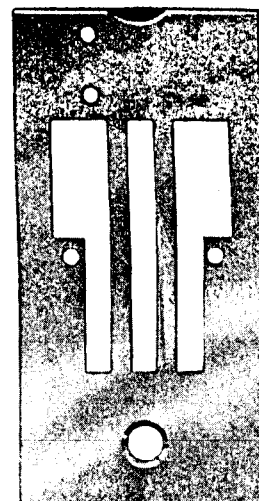


PLATE 14323—FULL SIZE

212273



212099
212111
212112



212113
212114

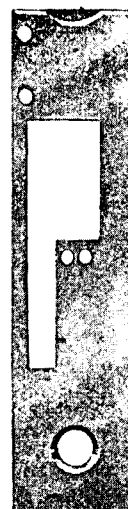
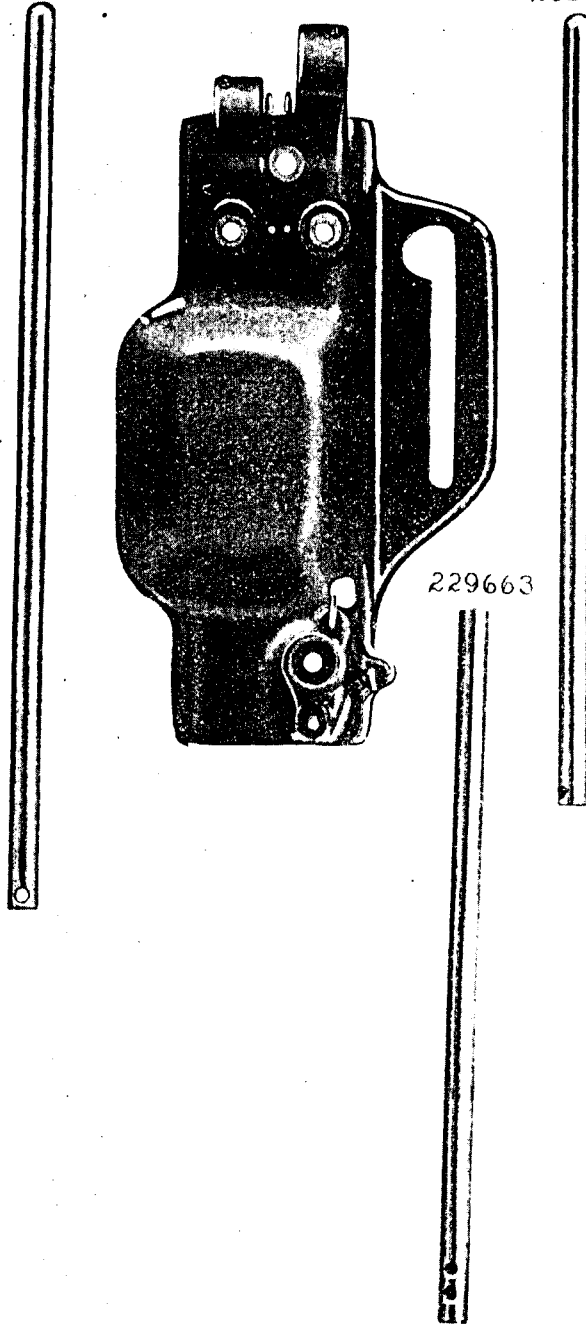


PLATE 14324-ONE-HALF SIZE

213108

213110

203403

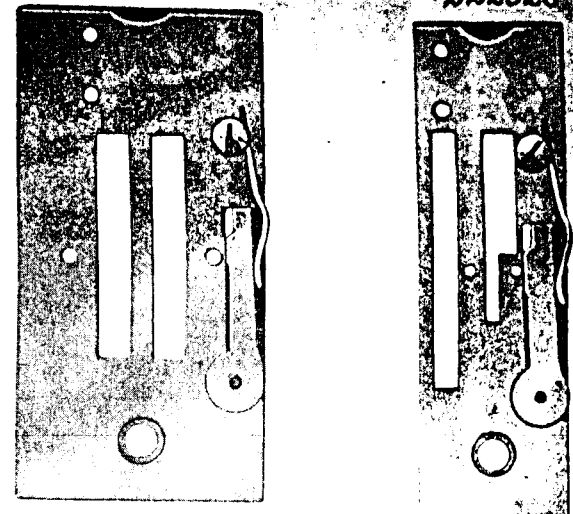


229663

PLATE 14325-FULL SIZE

211952

222323



222325





PLATE 14383—ONE-HALF SIZE

225497



22554




225498



120342

120343



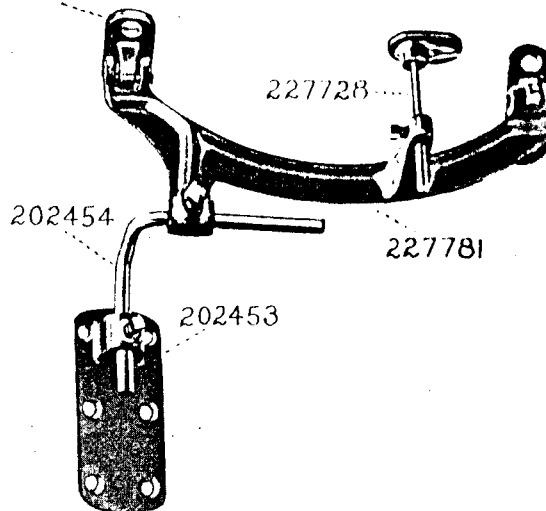
41400



PLATE 14384—ONE-FOURTH SIZE

202451

227787



227787

202454

227781

202453