

SINGER
400W35/400W36

LIST OF PARTS



SINGER**
MACHINES
Nos. 400w35
and 400w36

THE SINGER MANUFACTURING COMPANY

INSTRUCTIONS FOR OILING

BEFORE STARTING THE MACHINE, fill reservoir in base to "high" mark. Inspect often enough to keep oil level from going below "low" mark in base.

To ensure easy running and prevent unnecessary wear of the parts which are in movable contact, the machine requires oiling and when in continuous use, "TYPE A" or "TYPE C" OIL, sold by Singer Sewing Machine Company, should be applied at the beginning of each working day to all oil holes marked "OIL", as instructed in Forms 3019w and 3092w.

"TYPE C" OIL should be used when an oil is desired which will produce a minimum of stain on fabrics, even after a long period of storage.

INDEX

	Page
Accessories	17
Belt Guard	21
Bobbin Winders	17 & 22
Foot Lifter	19
Knee Lifter	18
Machine No. 400w35.....	5
Machine No. 400w36.....	15
Miscellaneous Parts	23
Numerical List of Parts	25
Parts for Ruffling at Left of Needle	21
Ruffler Treadle.....	19
Treadles Complete.....	20
Thread Unwinder.....	22

FOR

INSTRUCTIONS FOR ORDERING

In ordering from this list, use ONLY the PART number in the FIRST column.

The number stamped on a Sewing Machine Part is the number of the Single Part only, except when the part includes Set Screws, Clamping Screws, Studs and Rollers Spun on, Small Wires riveted, or Parts soldered together, etc., which it is necessary to furnish in combination.

Every combination of parts sent out has its specific number which, although not stamped on Parts (except in above case), must be used when ordering the combination.

Each number always indicates the SAME PART in whatever list it appears, or for whatever Machine.

The letters after some of the numbers indicate the style of finish only, as follows:

- A Hardened, Polished, Nickel Plated and Buffed.
- AL Heat Treated for Toughness.
- B Polished, Nickel Plated and Buffed.
- C Hardened only.
- D Polished only.
- E Soft, Not polished.
- F Hardened and Polished.
- H Blued.
- J Nickel Plated only.
- R Merlized.
- X Black Oxide, for Iron and Steel.
- XC Hardened and Black Oxide, for Iron and Steel.
- Y Black Nickel Plated only.
- Z Chromium Plated.

These letters MUST BE USED when they appear in the list and AFTER the number, as in the list.


In this series

1 to 1500, 200001 to 201500 and 350001 to 351500 are Screw Numbers.
1501 to 1800, 201501 to 201800 and 351501 to 351800 are Nut Numbers.
1801 to 2000, 201801 to 202000 and 351801 to 352000 are Roller Numbers.
2001 to 50000 and 202001 to 350000 are Numbers of Machine Parts.

The figures in the second column refer only to the plate in which the illustration of the part is shown and are NOT TO BE USED in ordering.

Two or more numbers over a cut indicate that the difference between such parts is not visible in an illustration.

Parts marked with an asterisk (*) are furnished only when repairs are made at the factory.



MACHINE No. 400w35

DOUBLE ROTARY DISC TAKE-UP.
DROP FEED. HIGH SPEED.
LOCK STITCH. SINGLE NEEDLE.
HAS RUFFLING MECHANISM FOR
CONTINUOUS RUFFLING.

MAY BE ADJUSTED FOR INTERMITTENT
RUFFLING CONTROLLED BY FOOT TREADLE.
FOR RUFFLING ON LIGHT AND MEDIUM
WEIGHT FABRICS.

No.	Plate	Name
*272017	----	Arm with two 201005E
270002	18496	" Cover Plate (back)
200041X	18496	" " " Screw (2)
201005E	18497	" Oil Stop Screw
204235	18496	" Position Pin (2)
200004E	18496	" Screw (3)
202005	18496	" " Washer (3)
*270392	18409	" Shaft
270394	18409	" " 270392 with 200333C, 200378C, 270005 and 270099
270004	18409	Arm Shaft Ball Bearing (back)
270005	18409	" " " " (front)

No.	Plate	Name
270926	18409	Arm Shaft Connection Belt (reinforced neoprene)
270168	18409	Arm Shaft Connection Belt Pulley and Rotary Take-up Driving Pulley with 200363AL, 350492C and three 214206
350492C	18409	Arm Shaft Connection Belt Pulley Position Screw
200363AL	18409	Arm Shaft Connection Belt Pulley Set Screw
214206	18409	Arm Shaft Connection Belt Pulley Spring Flange
270189	18409	Balance Wheel (aluminum alloy casting) for 5/16 in. round belt (diam. of belt groove 1-13/16 in.) (rim diam. 4 in.) with 201346C and 350107C
270190	18409	Balance Wheel 270189 with 270004
270187	18409	" " (aluminum alloy casting) for "V" belt (outside diam. of belt groove 2.9 in.) (rim diam. 4 in.) with 350540C and 350541C
270188	18409	Balance Wheel 270187 with 270004
Note:		Balance Wheel 270188 is furnished with this machine unless otherwise specified on order.
350107C	18409	Balance Wheel Position Screw
350540C	18409	" " " " Screw
201346C	18409	" " Set Screw
350541C	18409	" " " " Screw
*270333	-----	Bed
270009	18496	" Slide
270144	18377	Face Plate
350503H	18377	" " Screw (5)
143185	18363	Feed Bar Body with two each 1607C and 51220AL
51220AL	18363	Feed Bar Body Adjusting Screw
1607C	18363	" " " " " " Lock Nut
704C	18363	Feed Bar Body Screw
270012	18363	" " Center (2)
200394C	18363	" " " " Set Screw
235706	18363	" " Oiling Wick
270138	18363	" " " " " Holder
270139	18363	" " " " " " 270138 with 235706
143186	18363	Feed Bar Shank
52266	18363	" " Slide Block
52267	18363	" " " " 52266 with 125060
*125060	18363	Feed Bar Slide Block Stud
143187	18363	Feed Bar (tilting, adjustable) complete. Nos. 704C, 143185 and 143186
270339	18439	Feed Dog, 11 teeth (15 teeth to the inch) for 270386

No.	Plate	Name
50117E	18439	Feed Dog Screw (2)
270013	18363	" Driving Connection
270014	18363	" " " " 270013 with 270016
270015	18363	Feed Driving Connection Crank with 200040E
200040E	18363	Feed Driving Connection Crank Pinch Screw
200545C	18363	Feed Driving Connection Hinge Screw
201522E	18363	" " " " " " Nut
270016	18363	Feed Driving Connection Needle Bearing
270017	18410	Feed Driving Eccentric
270018	18410	" " " " Adjusting Disc
270137	18410	" " " " " " Spring
270111	18410	Feed Driving Eccentric Adjusting Disc Spring Collar with 201220C
201220C	18410	Feed Driving Eccentric Adjusting Disc Spring Collar Position Screw
240231	18410	Feed Driving Eccentric Friction Gib
200369C	18410	" " " " " " Adjusting Screw
350101AL	18410	Feed Driving Eccentric Friction Gib Adjusting Screw Set Screw
270020	18410	Feed Driving Flange with 200333C, 200346C, two each 200369C and 350101AL
200333C	18410	Feed Driving Flange Position Screw
200346C	18410	" " " " Set Screw
270021	18363	" " Rock Shaft with two 200394C
270022	18363	Feed Driving Rock Shaft Center (2)
201254C	18363	" " " " " " Set Screw (2)
270013	18363	Feed Lifting Connection
270014	18363	" " " " 270013 with 270016
270015	18363	Feed Lifting Connection Crank with 200040E
200040E	18363	Feed Lifting Connection Crank Pinch Screw
200545C	18363	Feed Lifting Connection Hinge Screw
201522E	18363	" " " " " " Nut
270016	18363	Feed Lifting Connection Needle Bearing
271102	18410	Feed Lifting Eccentric with 200382C and 201220C
201220C	18410	Feed Lifting Eccentric Position Screw
200382C	18410	" " " " Set Screw
270024	18363	" " Rock Shaft with 52267

No.	Plate	Name
270022	18363	Feed Lifting Rock Shaft Center (2)
201254C	18363	" " " " " Set Screw (2)
270140	18410	Feed Regulating Stud
240245	18410	" " " Retaining Spring
270026	18410	" " " Spring
270045	18405	Knee Lifter Lifting Link
270285	18496	" " " " Connection
200427C	18496	" " " " " Set Screw
200293C	18405	Knee Lifter Lifting Link Hinge Screw
270094	18496	" " " Rod
270048	18496	" " " " Connection
200434C	18496	" " " " " Set Screw
270049	18496	Knee Lifter Rock Shaft with 200427C and 200434C
270133	18405	Needle Bar with 350445F
270124	18405	" " Bushing (lower)
270261	18405	" " " (upper)
350489AL	18405	" " " " Set Screw
270053	18405	" " Connecting Link
270054	18405	" " " " 270053 with 270043
270055	18405	Needle Bar Connecting Link Guide Block
200054E	18405	Needle Bar Connecting Link Guide Block Screw (2)
270143	18405	Needle Bar Connecting Link Hinge Stud with 222598 and 270161
222598	18405	Needle Bar Connecting Link Hinge Stud Oil Packing (wick)
200374C	18409	Needle Bar Connecting Link Hinge Stud Set Screw
270043	18405	Needle Bar Connecting Link Needle Bearing
270100	18405	Needle Bar Connecting Link Thrust Washer
270057	18405	Needle Bar Connecting Stud with 200086C and 202330
202330	18405	Needle Bar Connecting Stud Oil Packing (wick)
200086C	18405	Needle Bar Connecting Stud Pinch Screw
*270099	18409	Needle Bar Crank with two 200374C
200333C	18409	" " " Position Screw
200378C	18409	" " " " " Check Screw
270058	18405	Needle Bar Oiling Felt
350445F	18405	" Set Screw
270059	18405	Presser Bar with 176X
270060	18405	" " Bushing
270061	18405	" " Lifter

No.	Plate	Name
350442C	18405	Presser Bar Lifter Hinge Screw
270062	18405	" " Lifting Releasing Lever Bracket
270095	18405	Presser Bar Lifting Releasing Lever Bracket Spring
270063	18405	Presser Bar Position Guide with 200196E and 350411C
350411C	18405	Presser Bar Position Guide Pinch Screw
270064	18496	Presser Bar Spring
350435C	18496	" " " " Screw (pressure regulating)
272064	18496	Presser Bar Spring Stud
272002	18439	" Foot
176X	18405	" " Screw
270927	18377	Rotary Take-up (large)
270161	18405	" " " Position Pin
401D	18377	" " " " Screw (2)
270146	18302	" " (small) with 270147 and 350418C
270068	18302	Rotary Take-up (small) Driving Shaft
270032	18302	" " " " " Ball Bearing (2)
270069	18302	Rotary Take-up (small) Driving Shaft Connection Belt
270072	18302	Rotary Take-up (small) Driving Shaft Pulley with two 200382C
200382C	18302	Rotary Take-up (small) Driving Shaft Pulley Set Screw
350418C	18302	Rotary Take-up (small) Set Screw
270147	18302	" " " " Thread Cast- off Pin
270148	18377	Rotary Take-up Guard
350503H	18377	" " " " Screw (3)
270868	18379	Rotating Hook with 143301 and two 1253AL
270869	18379	Rotating Hook 270868 with 270874XC and four 1053E
270870	18379	Rotating Hook 270869 with 270872, 270876 and three 1367E
270871	18379	Rotating Hook 270870 with 52237
270010	18379	" " Bobbin
52235	18379	" " " " Case
52236	18379	" " " " " 52235 with 591F, 1380E and 40394
40393	18379	Rotating Hook Bobbin Case Hinge, Nos. 2974, 40392 and 125320
270872	18379	Rotating Hook Bobbin Case Holder (chromium plated)
52018	18379	Rotating Hook Bobbin Case Holder Position Bracket
200077D	18379	Rotating Hook Bobbin Case Holder Position Bracket Screw

No.	Plate	Name
40392	18379	Rotating Hook Bobbin Case Latch
125320	18379	" " " " " Lever
2974	18379	" " " " " "
		Fulcrum Pin
2975	18379	Rotating Hook Bobbin Case Latch Spring
592E	18379	Rotating Hook Bobbin Case Latch Stop Screw
40394	18379	Rotating Hook Bobbin Case Tension Spring
591F	18379	Rotating Hook Bobbin Case Tension Spring Regulating Screw
1380E	18379	Rotating Hook Bobbin Case Tension Spring Screw
52237	18379	Rotating Hook Bobbin Case complete, Nos. 592E, 2975, 40393 and 52236
270873	18379	Rotating Hook Bobbin Case 52237 with 270872
270031	18410	Rotating Hook Driving Shaft
270032	18410	" " " " Ball Bearing
270033	18410	Rotating Hook Driving Shaft Bushing with 270200
270200	18410	Rotating Hook Driving Shaft Bushing Oil Packing (wick)
200346C	18410	Rotating Hook Driving Shaft Bushing Set Screw
270169	18410	Rotating Hook Driving Shaft Connection Belt Pulley with 214206 and two 200070C
200070C	18410	Rotating Hook Driving Shaft Connection Belt Pulley Set Screw
214206	18410	Rotating Hook Driving Shaft Connection Belt Pulley Spring Flange
270035	18410	Rotating Hook Driving Shaft Gear (internal teeth) with 200382C and 201220C
201220C	18410	Rotating Hook Driving Shaft Gear Position Screw
200382C	18410	Rotating Hook Driving Shaft Gear Set Screw
270036	18410	Rotating Hook Driving Shaft Oil Lead Wire
270038	18496	Rotating Hook Oil Reservoir Cover
270039	18496	" " " " " Gasket
200041X	18496	Rotating Hook Oil Reservoir Cover Screw (6)
143301	18379	Rotating Hook Oil Wick (felt)
270876	18379	" " Section
1367E	18379	" " " Screw
1253AL	18379	" " Set Screw
270162	18410	" " Shaft

No.	Plate	Name
270163	18410	Rotating Hook Shaft Bushing
268258	18410	" " " " Oil Packing (wick)
200346C	18410	Rotating Hook Shaft Bushing Set Screw
270164	18410	" " " End Bearing
201215D	18410	" " " " " Screw
202423	18410	" " " Oil Filter Wick
143349	18410	" " " " " " Holder
270176	18410	Rotating Hook Shaft Oil Filter complete, Nos. 143349 and 202423
350498E	18410	Rotating Hook Shaft Oil Regulating Screw
270044	18410	Rotating Hook Shaft Thrust Washer
270166	18410	Rotating Hook Shaft Bushing complete, Nos. 268258, 270044, 270162 to 270164, 270176, 350498E and two 201215D
270874XC	18379	Rotating Hook Thread Guard
1053E	18379	" " " " " Screw
272019	18497	Ruffle Controlling Segment Lever with two each 200355H and 200389C
272020	18497	Ruffle Controlling Segment Lever Bushing
200374C	18497	Ruffle Controlling Segment Lever Bushing Set Screw
200080E	18497	Ruffle Controlling Segment Lever Cap Screw
272021	18497	Ruffle Controlling Segment Lever Gib
200355H	18497	" " " " " Adjusting Screw
200389C	18497	Ruffle Controlling Segment Lever Gib Adjusting Screw Set Screw
272022	18497	Ruffle Controlling Segment Lever Slide Block
272018	18497	Ruffle Controlling Segment Lever Slide Block Oiling Felt
200132D	18497	Ruffle Controlling Segment Lever Slide Block Oiling Felt Screw (2)
350463E	18497	Ruffle Controlling Segment Lever Stop Screw
201567D	18497	Ruffle Controlling Segment Lever Stop Screw Lock Nut
272023	18497	Ruffler Throw-in Lever with two 200378C
200378C	18497	Ruffler Throw-in Lever Set Screw
201459D	18497	" " " Thumb Stop Screw
201571E	18497	Ruffler Throw-in Lever Thumb Stop Screw Thumb Nut
272024	18497	Ruffler Throw-in Shaft
272025	18497	" " " Bracket with 201459D and 201571E

No.	Plate	Name
350546XC	18497	Ruffler Throw-in Shaft Bracket Screw
272026	18497	" " " Crank with two 200383C
200383C	18497	Ruffler Throw-in Shaft Crank Set Screw
272027	18497	Ruffler Throw-out Spring
272028	18497	" " " Adjusting Collar with 200739F and 201254C
200739F	18497	Ruffler Throw-out Spring Adjusting Collar Handle Screw
201254C	18497	Ruffler Throw-out Spring Adjusting Collar Set Screw
272029	18497	Ruffler Throw-out Stop
208647	18497	" " " Pin
200124H	18497	" " " Screw
272031	18498	Ruffling Blade (for ruffling at right of needle)
272005	18498	Ruffling Blade Bracket
200989D	18498	" " " Cap Screw
272034	18498	" " " Lever (lower section) (right)
200076D	18498	Ruffling Blade Bracket Lever (lower section) Screw
202603	18498	Ruffling Blade Bracket Lever (lower section) Screw Washer
272036	18498	Ruffling Blade Bracket Lever (upper section) (right) with 200386C and 201418C
272063	18498	Ruffling Blade Bracket Lever (upper section) (right) 272036 with 200076D, 200567H, 200989D, 202603, 204264, 270377, 272005, 272012, 272013, 272034, 272038 and 272039
201418C	18498	Ruffling Blade Bracket Lever (upper section) Position Screw
200386C	18498	Ruffling Blade Bracket Lever (upper section) Set Screw
272038	18498	Ruffling Blade Bracket Spring
272039	18498	" " " " Tension Adjusting Collar
200567H	18498	Ruffling Blade Bracket Spring Tension Adjusting Collar Screw
272040	18497	Ruffling Blade Driving Connection
272061	18497	" " " " 272040 with 268063
268063	18497	Ruffling Blade Driving Connection Needle Bearing
272041	18497	Ruffling Blade Driving Crank with 350175E
350175E	18497	Ruffling Blade Driving Crank Pinch Screw
270366	18409	Ruffling Blade Driving Eccentric with 200335C and 200338C

No.	Plate	Name
270367	18409	Ruffling Blade Driving Eccentric Cap
201409F	18409	" " " " " Screw
200338C	18409	Ruffling Blade Driving Eccentric Position Screw
200335C	18409	Ruffling Blade Driving Eccentric Set Screw
272042	18497	Ruffling Blade Driving Link
200989D	18497	" " " " Cap Screw (2)
272043	18497	Ruffling Blade Driving Shaft
272044	18497	" " " Lifter
270373	18497	" " " Lifting Crank with 200389C
200389C	18497	Ruffling Blade Lifting Crank Set Screw
270374	18497	Ruffling Blade Lifting Lever
200279E	18497	" " " " Hinge Screw
272012	18498	Ruffling Blade Lifting Plunger (lower section) with 201143H
201143H	18498	Ruffling Blade Lifting Plunger (lower section) Set Screw
272013	18498	Ruffling Blade Lifting Plunger (upper section)
270377	18498	Ruffling Blade Lifting Plunger Spring
204264	18498	" " " " Stop Pin
272047	18497	Ruffling Blade Positioning Cam Plate
270380	18497	" " " Lever
200124H	18497	" " " " Screw (2)
272048	18497	Ruffling Blade Positioning Sleeve (eccentric)
200179H	18498	Ruffling Blade Screw (2)
272049	18497	" Bracket
272050	18497	" " Cover with 255168
255168	18497	" " " Oil Cup
200056E	18497	" " " Screw (2)
232077	18497	" " Position Pin (2)
200033E	18497	" " Screw (2)
201461C	18497	" " Support Screw
203347	18439	" Separating Blade
200158H	18439	" " " Screw
2102	18377	Tension Disc
270076	18405	" Releaser (adjustable)
200132E	18405	" " Screw
32572	18377	" Releasing Disc
270086	18377	" " Pin
13710	18377	" Spring

Note: Tension Spring 13710 furnished with this machine unless otherwise specified on order

No.	Plate	Name
270931	-----	Tension Spring (light)
50304C	18377	" Stud
52098	18377	" " 50304C with 1560C
50305C	18377	" " Set Screw
1560C	18377	" Thumb Nut
270087	18377	Tension complete, Nos. 13710, 32572, 52082, 52083, 52098, 270086 and two 2102
270096	18377	Thread Guide
236245	18377	" " (lower)
271032	18377	" " (upper)
263118	18405	" " (on Needle Bar Bushing)
350503H	18377	" " Screw (2)
270079	18405	" Pull-off
200196E	18405	" " Set Screw
270080	18377	" Retainer
200355H	18377	" " Set Screw
270150	18377	" Severing Finger
270151	18377	" " " Guard
350486XC	18377	" " " " Hinge Screw
270156	18377	Thread Severing Finger Guard Hinge Screw Spring Washer
200567H	18377	Thread Severing Finger Screw
52082	18377	" Take-up Spring
52083	18377	" " " Regulator with 50305C
446C	18377	Thread Take-up Spring Regulator Set Screw
270386	18439	Throat Plate, for 270339
691F	18439	" " Screw (long)
50027E	18439	" " " (short)

MACHINE No. 400w36

DOUBLE ROTARY DISC TAKE-UP.

DROP FEED. HIGH SPEED.

LOCK STITCH. SINGLE NEEDLE.

HAS INTERMITTENT RUFFLER OPERATED
BY PRESSURE ON A FOOT TREADLE.

FOR RUFFLING SHIRT YOKES.

Same as Machine No. 400w35 with the following
exceptions:

No.	Plate	Name
270388	18411	Edge Folder, for shirt yoke
201183D	18411	" " Screw
270389	18411	" Guide, for shirt body
200165H	18411	" " " " body, Screw
270390	18411	" " " " yoke
200165H	18411	" " " " yoke, Screw
270337	18411	" " and Edge Folder Bracket
270391	18411	" " " " " "
		270337 with 201183D, 270385, 270388 to 270390, two each 200165H and 200178D
200122H	18411	Edge Guide and Edge Folder Bracket Screw (2)
270045	18405	Foot Lifter Lifting Link
270285	18496	" " " " Connection
200427C	18496	" " " " " Set Screw
200293C	18405	Foot Lifter Lifting Link Hinge Screw
270094	18496	" " " " Rod
270048	18496	" " " " Connection
200434C	18496	" " " " " Set Screw
270049	18496	Foot Lifter Rock Shaft with 200427C and 200434C
270395	18411	Presser Foot
270396	18411	" " Thread Cutter
200178D	18411	" " " " Screw
270397	18411	" " Yielding Plate
200609F	18411	" " " " Screw
270344	18411	" " " " Spring
270398	18411	Presser Foot, 46 needle hole, complete, Nos. 200178D, 200609F, 270344 and 270395 to 270397

No.	Plate	Name
272030	18499	Ruffling Blade (for ruffling at left of needle)
272032	18499	Ruffling Blade Bracket
272033	18499	" " " Lever (lower section) (left)
272035	18499	Ruffling Blade Bracket Lever (upper section) (left) with 200386C and 201418C
272062	18499	Ruffling Blade Bracket Lever (upper section) (left) 272035 with 200076D, 200567H, 200989D, 202603, 204264, 270377, 272012, 272013, 272032, 272033, 272037, 272039, 272045 and 272046
272037	18499	Ruffling Blade Bracket Spring
272045	18499	" " Lifter (auxiliary) (for ruffling at left of needle)
272046	18499	Ruffling Blade Lifter (auxiliary) Arm with 200389C
200389C	18499	Ruffling Blade Lifter (auxiliary) Arm Set Screw
270385	18411	Ruffling Separating Blade
200178D	18411	" " " Screw

ACCESSORIES

FOR MACHINE No. 400w35

No.	Plate	Name
226315	18500	Angle Screw Driver (small)
270010	18379	Rotating Hook Bobbin (2)
270155	18410	" " Oil Reservoir Oil Gauge
272031	18498	Ruffling Blade (for ruffling at right of needle) (2)
228476	18500	Screw Driver (Bobbin Case)
135x7	----	Needles, six, size 16
228341	18581	Drip Pan with four 3/4 in. wire nails
12361	18500	Machine Hinge Connection (2)
41400	18500	" Rest Pin (wood)
228493	----	Oiler 120342 filled with oil
120342	18500	" (copper plated) with 120343
120343	18500	" Spout (3-1/2 in. long)
259477	18500	Screw Driver (5 in. long)
129090	18500	Wrench

BOBBIN WINDER

(SWINGING AUTOMATIC, RIGHT HAND)

FOR "V" BELT DRIVE

259428	18312	Brake (leather)
259429	18312	" Clamp
200113F	18312	" " Screw
225453	18312	Frame with 202277 and 259660
225454	18312	" Hinge Pin
202277	18312	" Oil Packing (wick)
259660	18312	" " Well Washer
225455	18312	" Spring
225456	18312	" " Plunger
259461	18312	Pulley with 200380C
200380C	18312	" Set Screw
225381	18312	Spindle
225444	18312	Stop Latch
200056E	18312	" " Screw
225458	18312	" " Thumb Lever
225459	18312	" " " " Hinge Stud

ACCESSORIES

No.	Plate	Name
225459	18312	Stop Latch Thumb Lever Joint Stud
202478	18312	" " Trip Lever
200299H	18312	" " " " Hinge Screw
225461	18312	Tension Bracket with 201499H
200082D	18312	" " Screw
228026	18312	" " " Washer
2102	18312	" Disc
13710	18312	" Spring
201499H	18312	" Stud
201572H	18312	" " Thumb Nut
225462	18312	Bobbin Winder Tension Bracket complete, Nos. 13710, 201572H, 225461 and two 2102
259662	18312	Bobbin Winder and Tension Bracket Base
259462	18312	Universal Bobbin Winder complete, Nos. 200056E, 200082D, 200113F, 200299H, 202478, 225381, 225444, 225453 to 225456, 225458, 225462, 228026, 259428, 259429, 259461, 259662, two each 225459 and wood screws 3/4 in., No. 12, R. H. B.

KNEE LIFTER

228713	18580	Rock Lever with two 350231C
228707	18580	" " Bracket with 200347C and three wood screws 7/8 in., No. 12
228709	18580	Rock Lever Bracket 228707 with 228363, 228367, 228386, 228455 and 228713
228370	18580	Rock Lever Extension with 200529C
350231C	18580	" " " Set Screw
228363	18580	" " Hinge Pin
228364	18580	" " Knee Plate with 350231C
228388	18580	" " " " Arm
350231C	18580	" " " " Set Screw
350231C	18580	" " " " Set Screw
228455	18580	" " Position Spring
228365	18580	" " Rod
200529C	18580	" " " Set Screw
228386	18580	" " Spring
228367	18580	" " Stop Stud
200347C	18580	" " " " Set Screw
228710	18580	Knee Lifter Rock Lever complete, Nos. 228364, 228365, 228370, 228388 and 228709

(Other Knee Lifter parts are listed with parts of Machine Head.)

RUFFLER TREADLE

No.	Plate	Name
14372	18437	Ruffler Throw-out Treadle
228431	18437	" " " Chain, 40 in. long, with two 202784
202784	18437	Ruffler Throw-out Treadle Chain Hook
227626	18437	Ruffler Throw-out Treadle Chain Spring
227471	18437	Ruffler Throw-out Treadle Chain Spring 227626 with 202784
202784	18437	Ruffler Throw-out Treadle Chain Spring Hook
14373	18437	Ruffler Throw-out Treadle Extension
50581R	18437	" " " " Screw
2718R	18437	Ruffler Throw-out Treadle Extension Screw Washer
17881	18437	Ruffler Throw-out Treadle Shaft
14374	18437	" " " Spring
14375	18437	" " " Stand
14376	18437	Ruffler Treadle complete, Nos. 2718R, 14372 to 14375, 17881, 50581R and two wood screws 1-1/4 in., No. 12, F. H.

FOR MACHINE No. 400w36

		Same as for Machine No. 400w35 with the following exceptions:
272030	18499	Ruffling Blade (for ruffling at left of needle) (2)
135x7	-----	Needles, six, size 14

FOOT LIFTER

228342	18582	Chain Arm
350231C	18582	" " Set Screw
228713	18582	Rock Lever with two 350231C
228707	18582	" " Bracket with 200347C and three wood screws 7/8 in., No. 12
228709	18582	Rock Lever Bracket 228707 with 228363, 228367, 228386, 228455 and 228713
228370	18582	Rock Lever Extension with 200529C
350231C	18582	" " " Set Screw
228363	18582	" " Hinge Pin
228455	18582	" " Position Spring
228365	18582	" " Rod

ACCESSORIES

No.	Plate	Name
200529C	18582	Rock Lever Rod Set Screw
228386	18582	" " Spring
228367	18582	" " Stop Stud
200347C	18582	" " " " Set Screw
228343	18582	Foot Lifter Rock Lever complete, Nos. 228342, 228365, 228370 and 228709

(Other Foot Lifter parts are listed with parts of Machine Head.)

TREADLES COMPLETE

228397	18582	Presser Foot Lifting Treadle with 2718R, 14373 and 50581R
228492	18582	Presser Foot Lifting Treadle Chain, 18 in. long, with two 202784
202784	18582	Presser Foot Lifting Treadle Chain Hook
14373	18582	Presser Foot Lifting Treadle Extension
50581R	18582	" " " " " " Screw
2718R	18582	Presser Foot Lifting Treadle Extension Screw Washer
228397	18582	Ruffler Throw-out Treadle with 2718R, 14373 and 50581R
227779	18582	Ruffler Throw-out Treadle Chain, 48 in. long, with two 202784
202784	18582	Ruffler Throw-out Treadle Chain Hook
227626	18582	" " " " Spring
227471	18582	" " " " " " 227626 with 202784
202784	18582	Ruffler Throw-out Treadle Chain Spring Hook
14373	18582	Ruffler Throw-out Treadle Extension
50581R	18582	" " " " " " Screw
2718R	18582	Ruffler Throw-out Treadle Extension Screw Washer
228398	18582	Starting Treadle with two 200515C
200515C	18582	" " Set Screw
228399	18582	Treadle Shaft (20 in. long)
202625	18582	" " Collar with two 200383C
200383C	18582	" " " Set Screw
233565	18582	" " Lever with two 356C
356C	18582	" " " Set Screw
264539	18582	" Stand with two wood screws 1 in., No. 12
228400	18582	Treadles complete, Nos. 227471, 227779, 228398, 228399, 228492, 233565, two each 228397, 264539 and three 202625

PARTS REQUIRED TO CHANGE
MACHINE No. 400w35 FOR
RUFFLING AT LEFT OF NEEDLE

No.	Plate	Name
272032	18499	Ruffling Blade Bracket, in place of 272005
272033	18499	Ruffling Blade Bracket Lever (lower section) (left) in place of 272034
272035	18499	Ruffling Blade Bracket Lever (upper section) (left) with 200386C and 201418C, in place of 272036
272062	18499	Ruffling Blade Bracket Lever (upper section) (left) 272035 with 200076D, 200567H, 200989D, 202603, 204264, 270377, 272012, 272013, 272032, 272033, 272037, 272039, 272045 and 272046, in place of 272063
272037	18499	Ruffling Blade Bracket Spring, in place of 272038
272045	18499	Ruffling Blade Lifter (auxiliary)
272046	18499	" " " " Arm with 200389C
200389C	18499	Ruffling Blade Lifter (auxiliary) Arm Set Screw

ACCESSORIES REQUIRED TO CHANGE
MACHINE No. 400w35 FOR
RUFFLING AT LEFT OF NEEDLE

272030	18499	Ruffling Blade (for ruffling at left of needle) in place of 272031 (2)
--------	-------	--

BELT GUARD

270197	18442	Belt Guard with two 200362C
270198	18442	" " Bracket
350328H	18442	" " " Screw
200362C	18442	" " Set Screw
270199	18442	Belt Guard complete, Nos. 270197, 270198 and two 350328H

BOBBIN WINDER
(SWINGING AUTOMATIC, RIGHT HAND)
FOR 5/16" ROUND BELT DRIVE

Note: Same as 259462 "V" belt Bobbin Winder with the following exceptions:

No.	Plate	Name
225368	18312	Pulley with 200380C
259430	18312	Bobbin Winder and Tension Bracket Base
259431	18312	Universal Bobbin Winder complete, Nos. 200056E, 200082D, 200113F, 200299H, 202478, 225368, 225381, 225444, 225453 to 225456, 225458, 225462, 228026, 259428 to 259430, two each 225459 and wood screws 3/4 in., No. 12, R. H. B.

THREAD UNWINDER

228692	18362	Spool Pin
201528H	18362	" " Nut
228693	18362	" " Washer
225257	18362	" Rest (for two spools) (flat) with 201018C, two each 201528H, 228692 and 228693
150203	18362	Spool Rest Cushion (felt)
225388	18362	" " Rod
200383C	18362	" " " Set Screw
201018C	18362	" " Set Screw
259658	18362	" Stand with 200383C
225391	18362	Thread Guide
201696H	18362	" " Lock Nut
225326	18362	" " Position Cup
225324	18362	" " Rod with 208AL and 225322
208AL	18362	Thread Guide Rod Screw
225322	18362	" " " Washer
225258	18362	Thread Unwinder (for two spools) complete, Nos. 201696H, 225257, 225324, 225326, 225388, 259658, two each 150203, 225391 and three wood screws 7/8 in., No. 12

MISCELLANEOUS PARTS

No.	Plate	Name
225434	18500	Bobbin Holder
228394	18500	Spool Pin

**USED IN CONJUNCTION WITH
THREAD UNWINDER**

259370	18362	Spool Pin
259378	18362	" " Arm with 217E and 259379
232896	18362	" " " Bracket with two 448AL
448AL	18362	" " " " Set Screw
448AL	18362	" " " " Set Screw
259371	18362	" " Cap (bakelite)
1010F	18362	" " " Hinge Screw
259379	18362	" " Retaining Spring
217E	18362	" " " " " Screw
259372	18362	" " Washer
259373	18362	Spool Pin complete, Nos. 1010F and 259370 to 259372
60913	18362	Spool Weight with 60914
60914	18362	" " Center Pin
225377	18362	" Wire, for small spools
27739	18362	Thread Cone (wood)
225390	18362	" " Holder

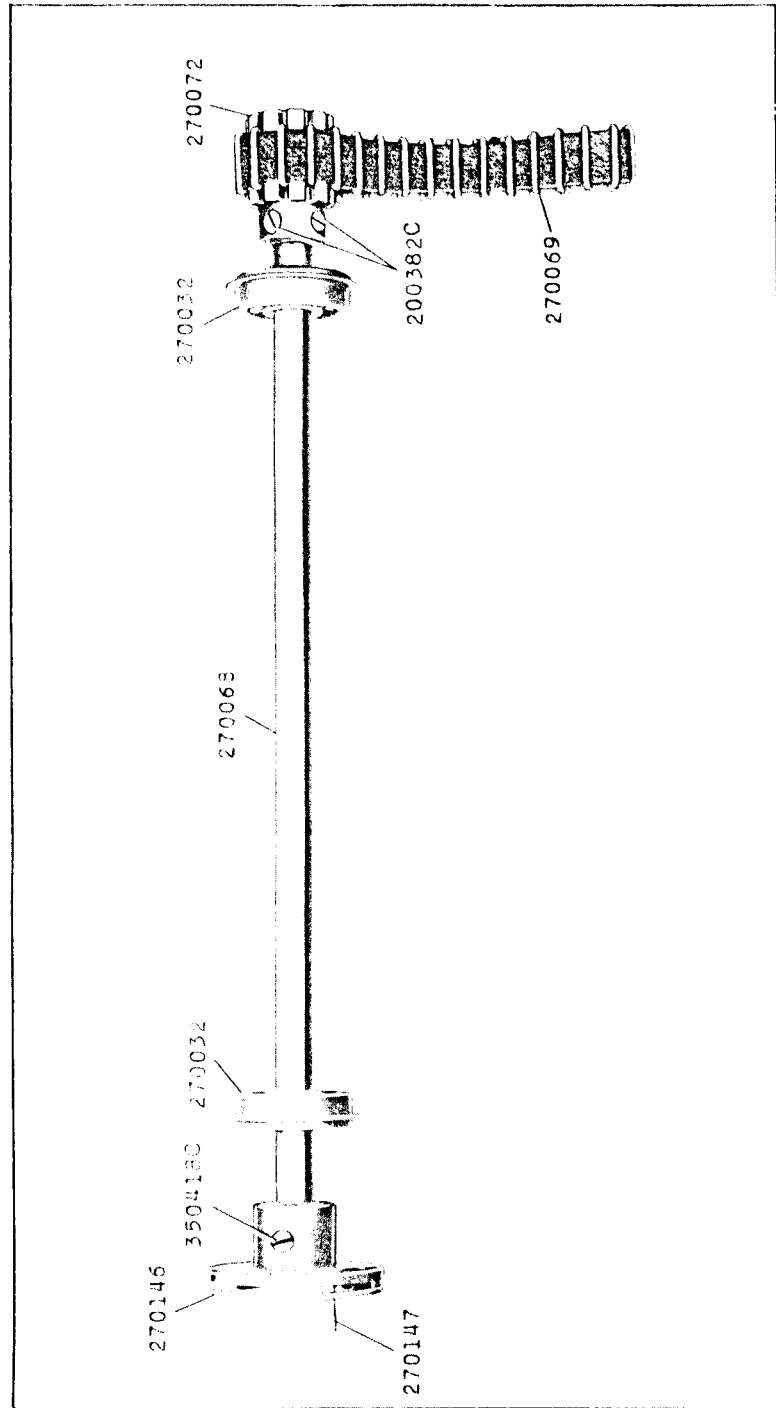
SINGER Needles should be used
in **SINGER** Machines
These Needles and their Containers
are marked with the
Company's Trade Mark "**SIMANCO**."** 1

Needles in Containers marked
"**FOR SINGER MACHINES**"
are **NOT SINGER** made needles. 2

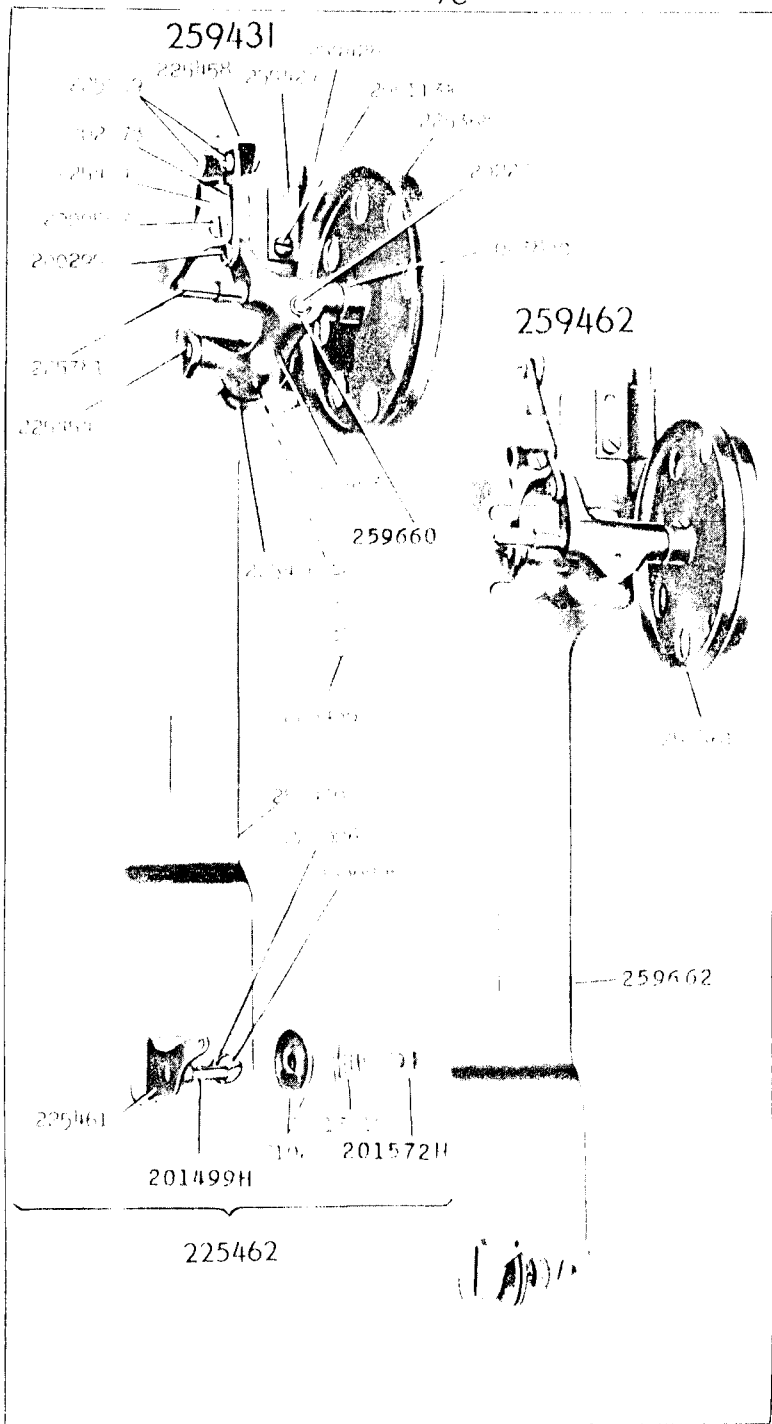
18302 - 1/2

SINGER Needles should be used
in SINGER Machines
These Needles and their Containers
are marked with the
Company's Trade Mark "SIMANCO.**" 1

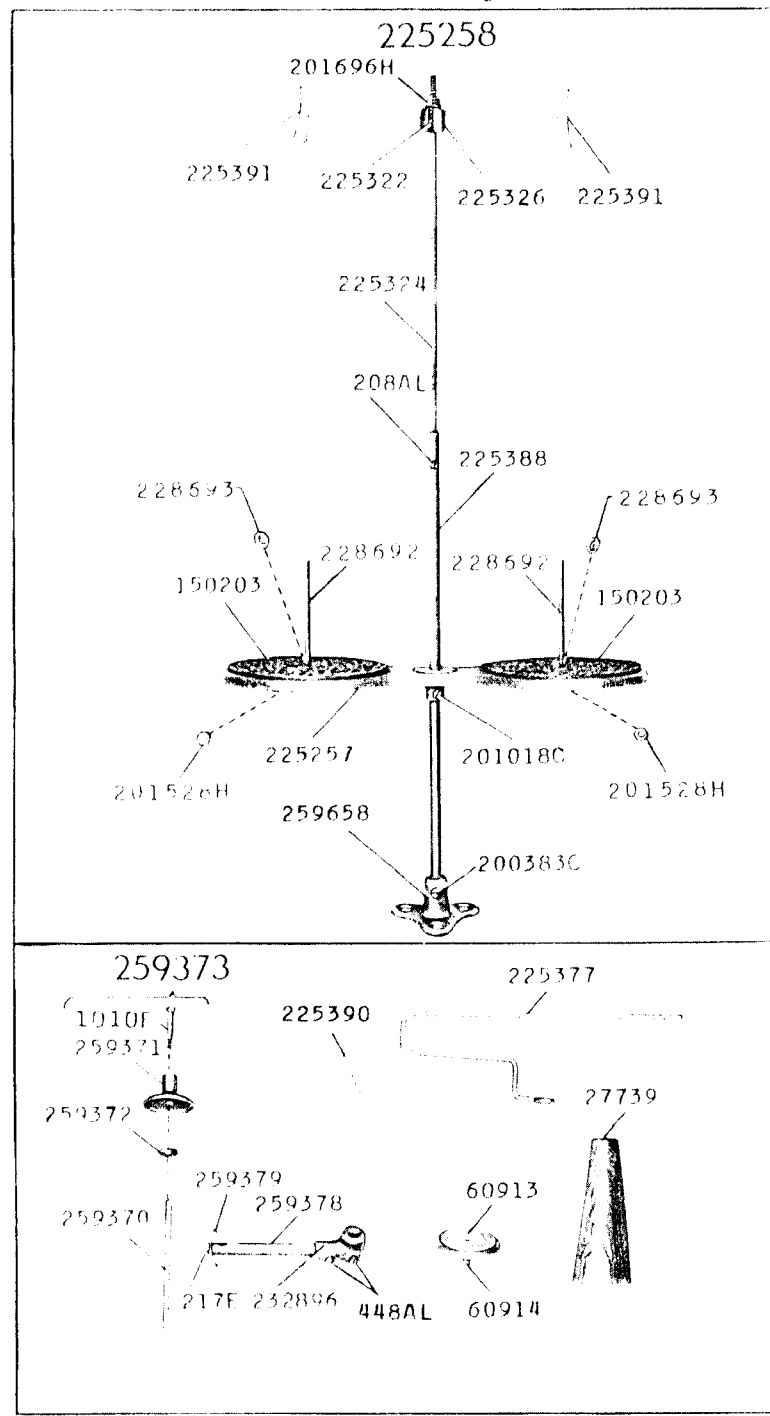
Needles in Containers marked
"FOR SINGER MACHINES"
are NOT SINGER made needles. 2



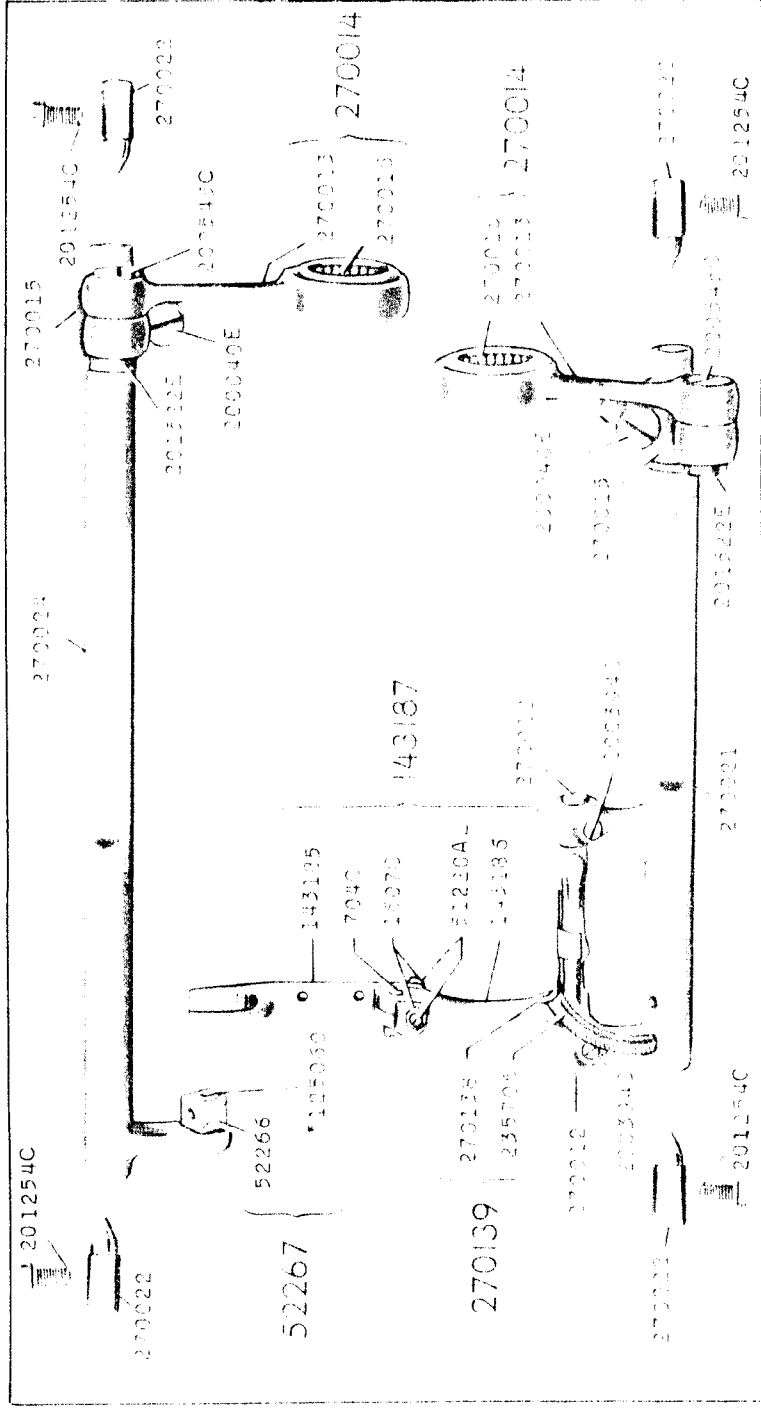
18312 - 3/8



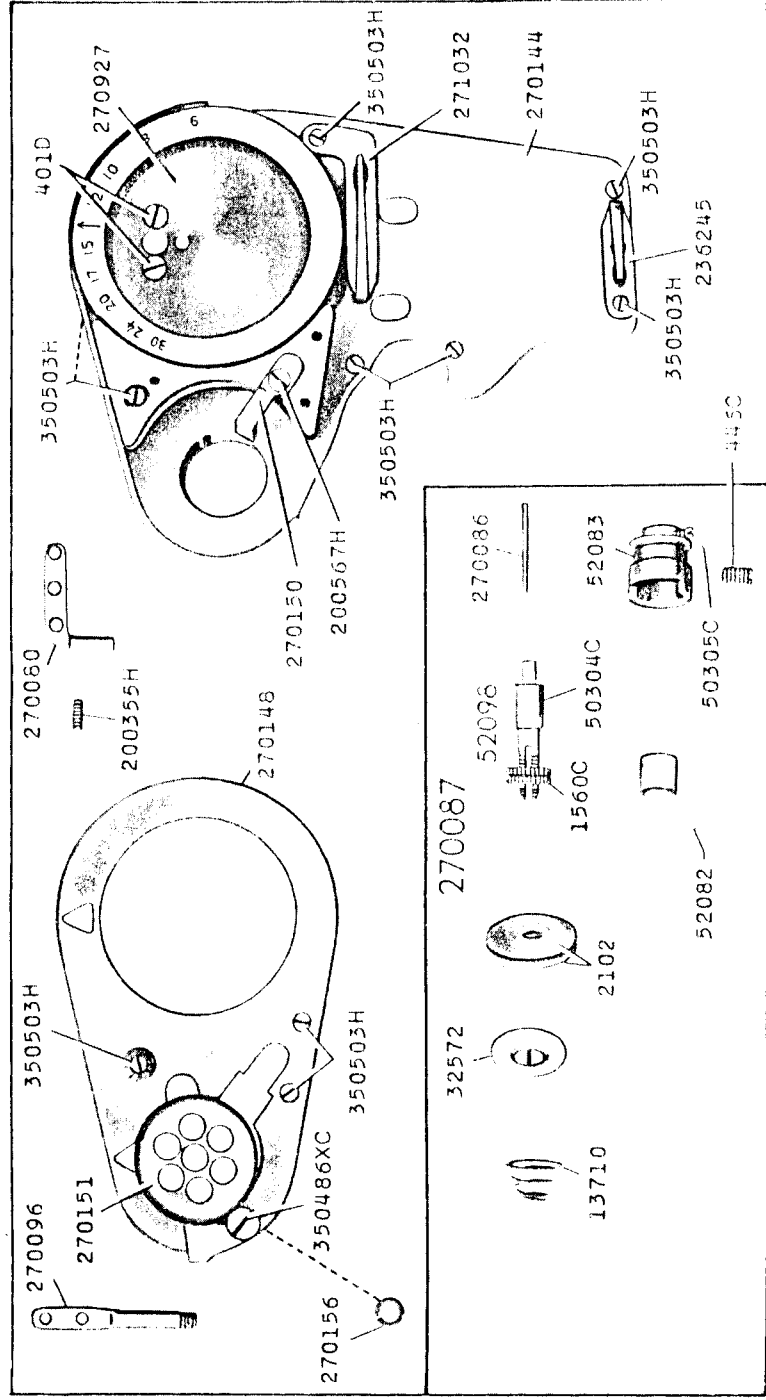
18362 - 1/6



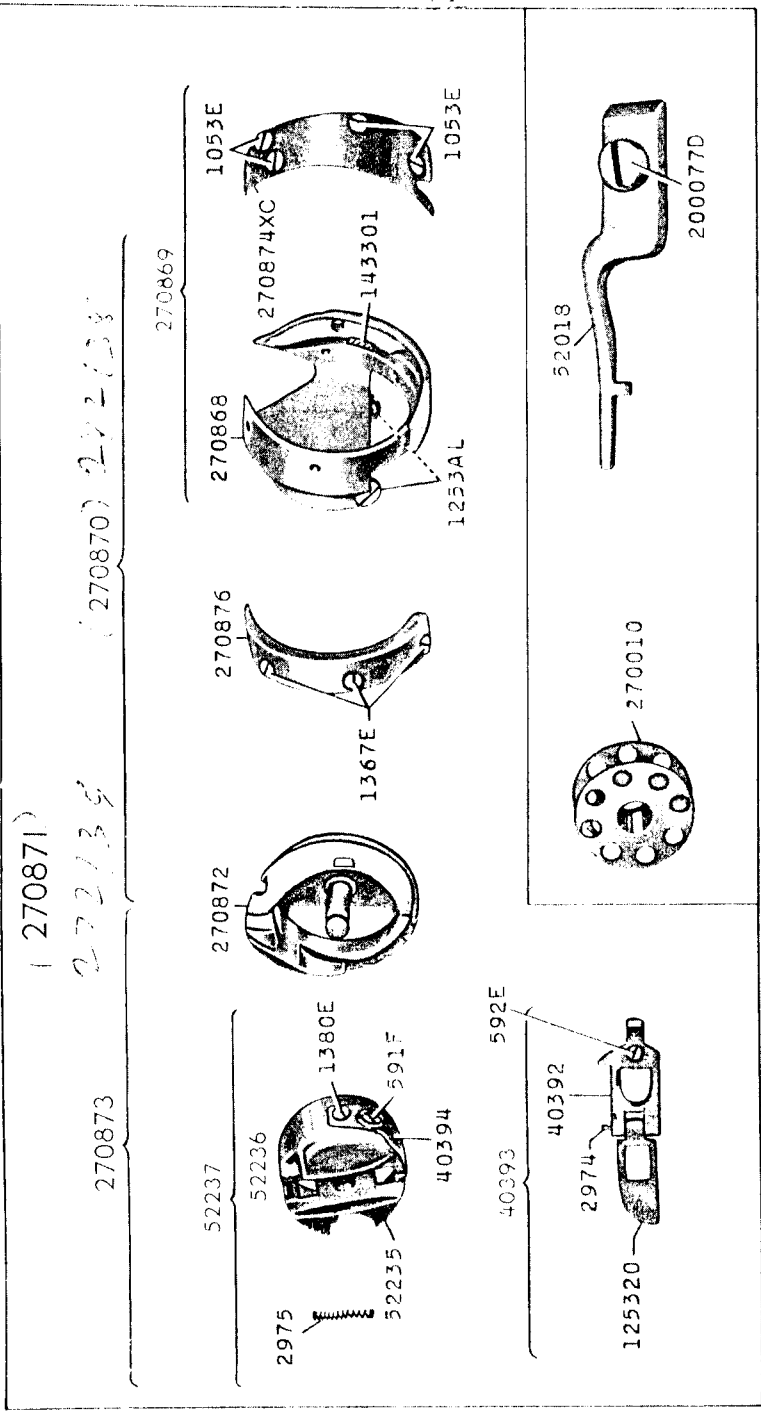
18363 - 1/2



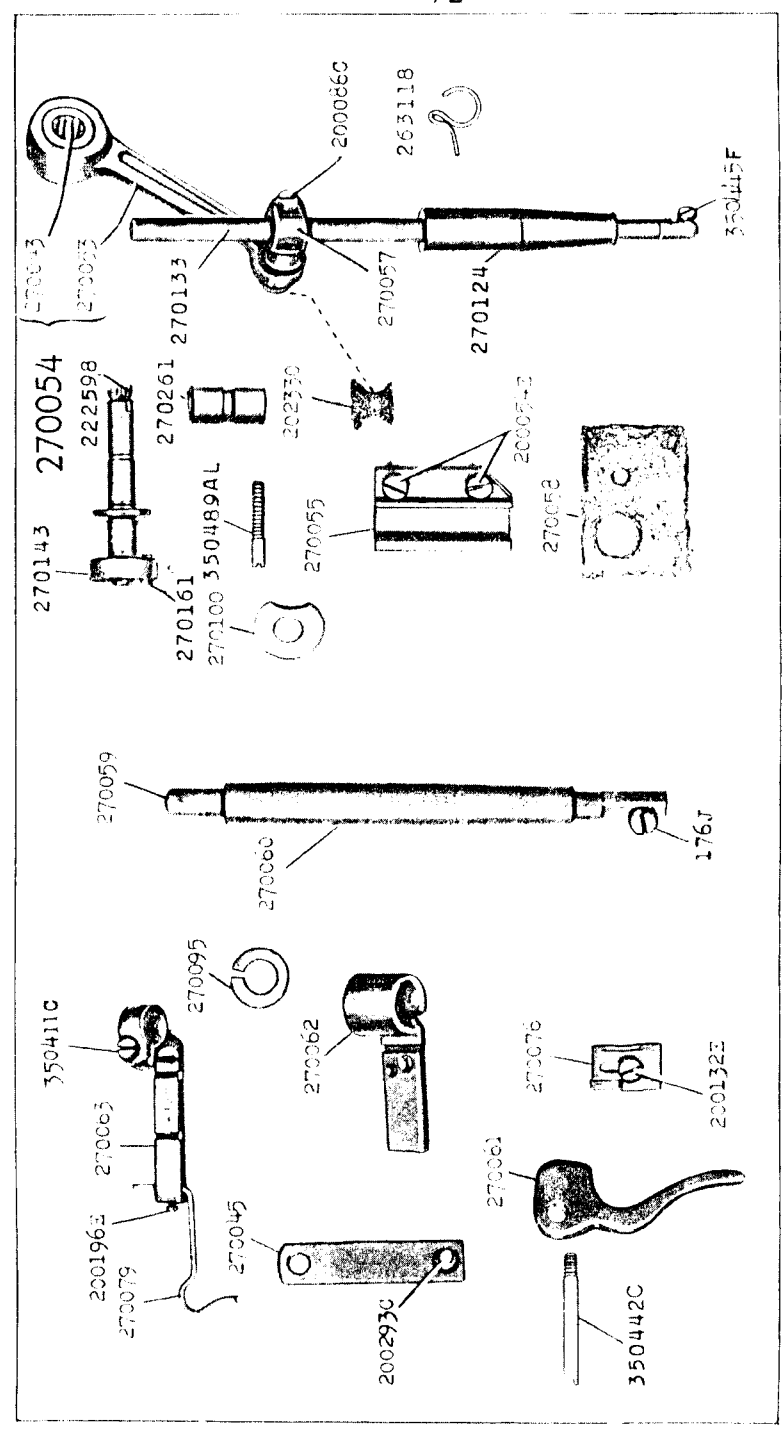
18377 - 1/2

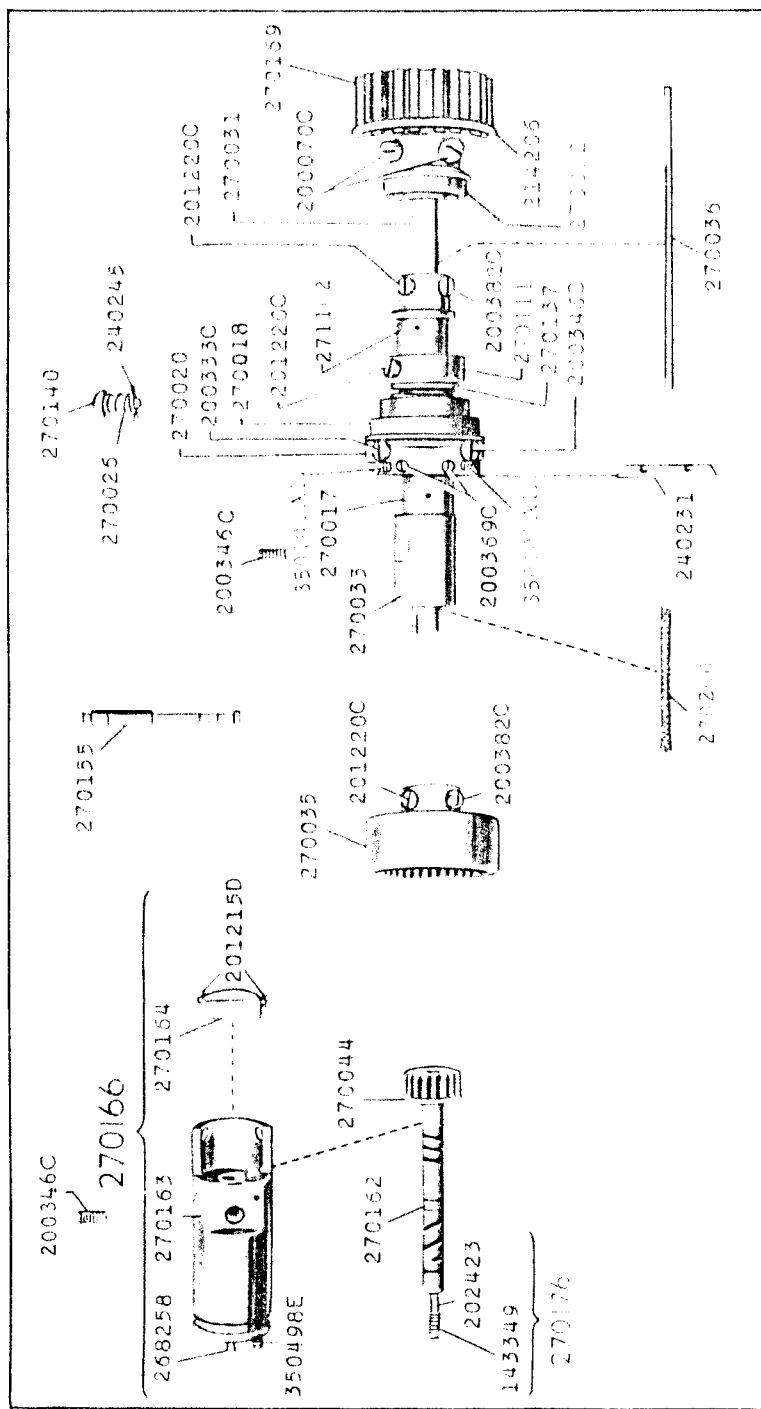
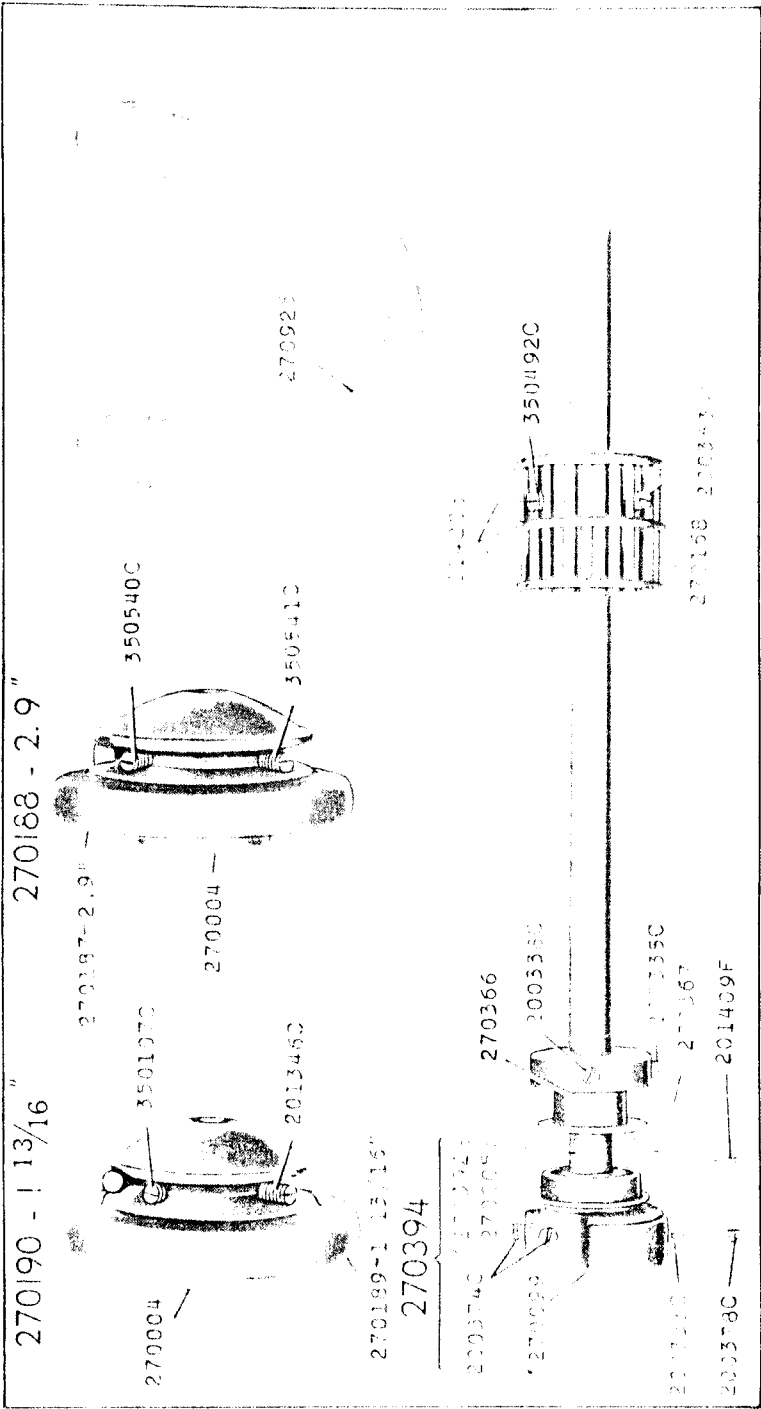


18379 - 3/4

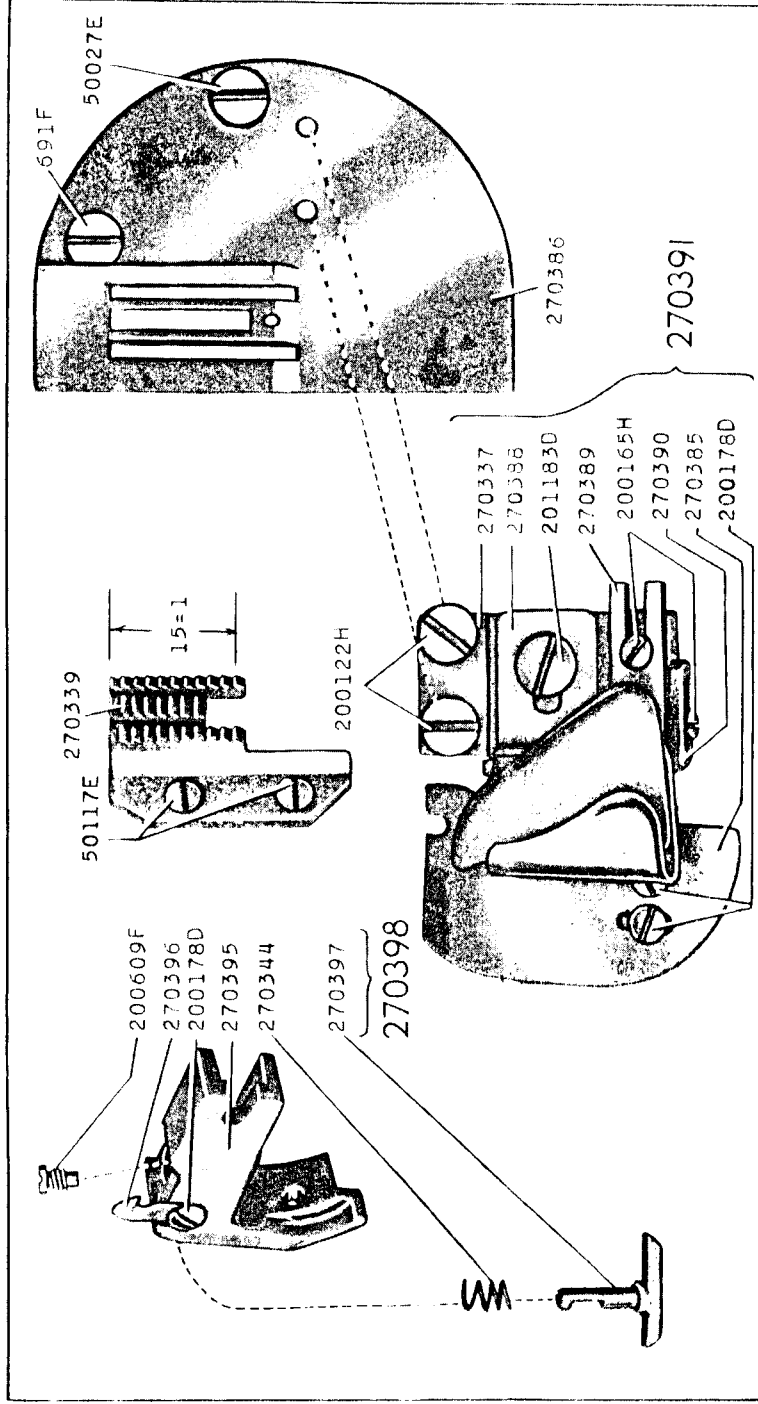


18405 - 1/2

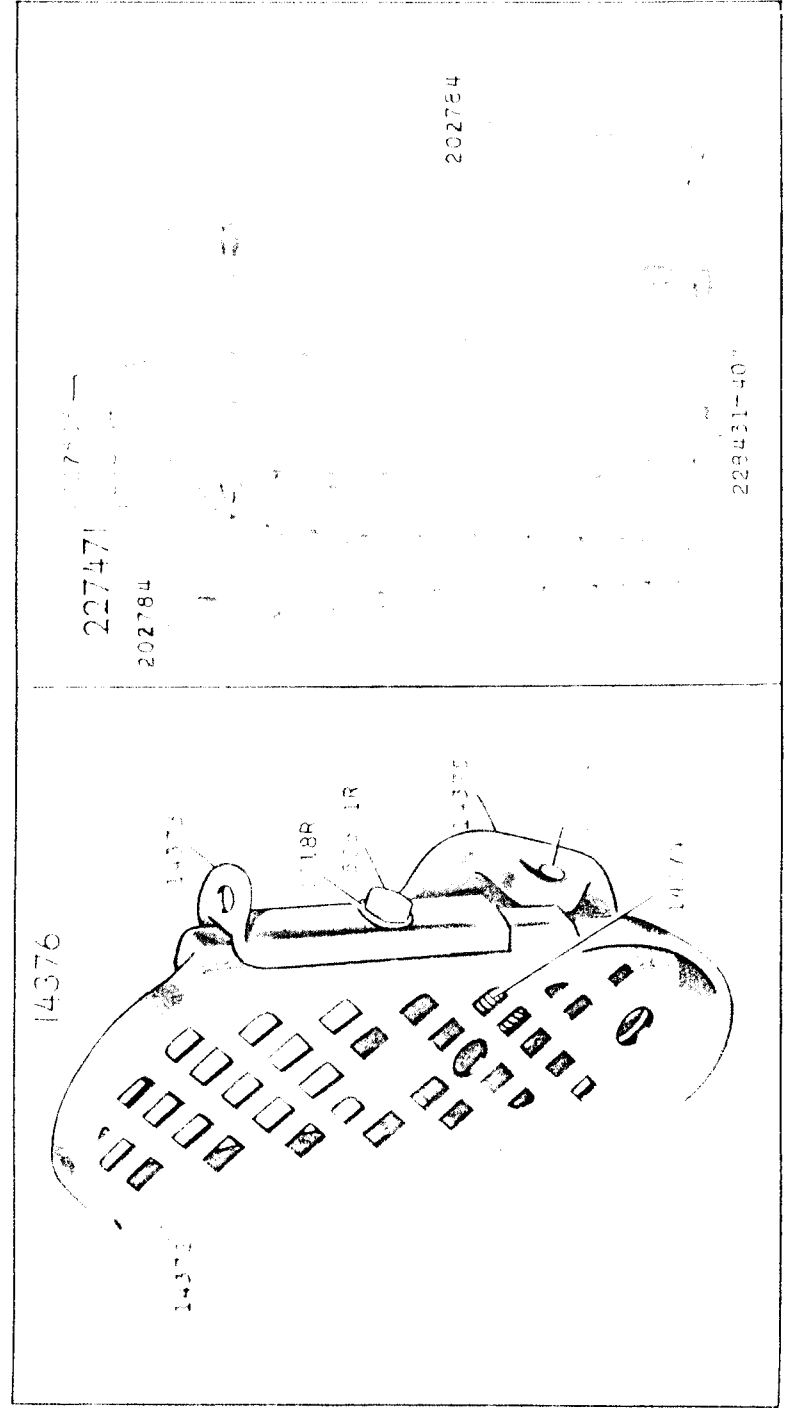




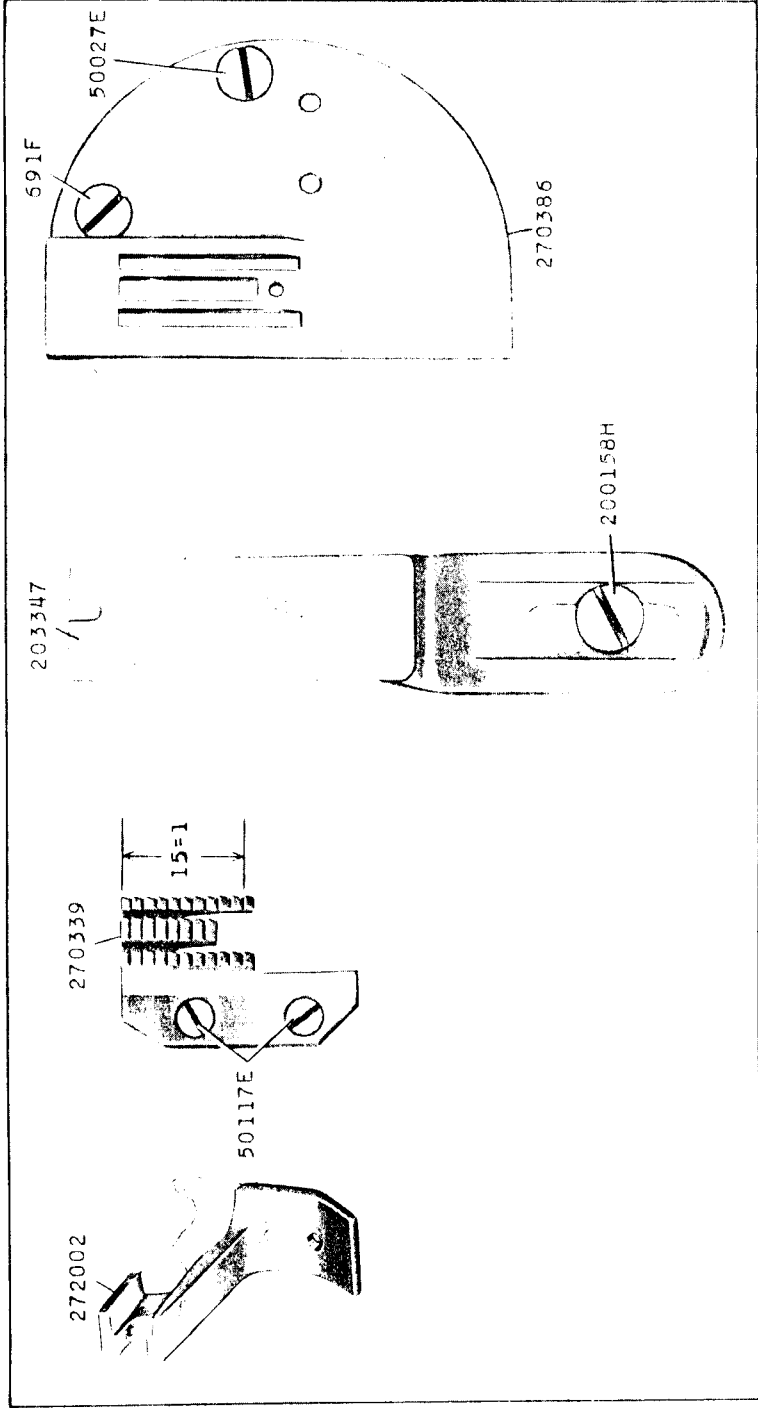
18411



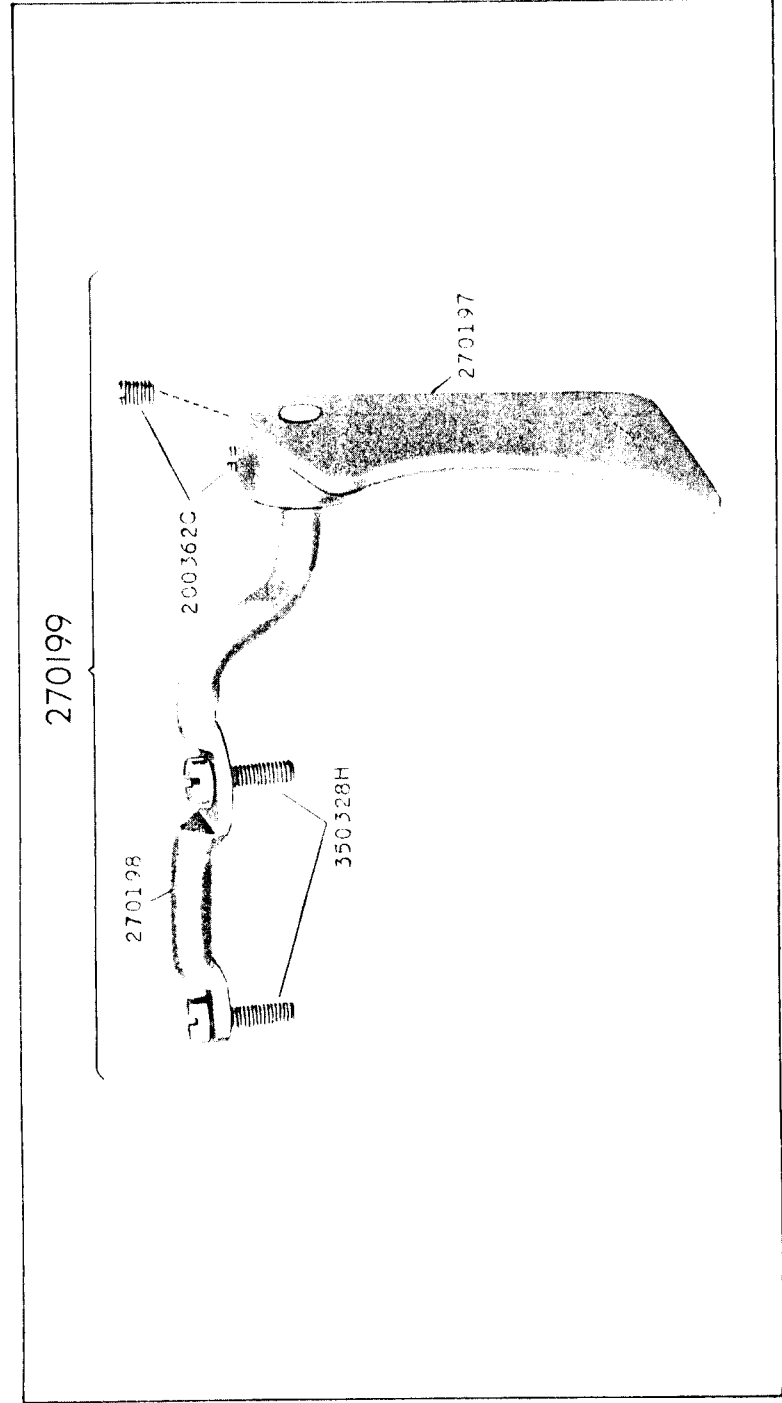
18437 - 1/2

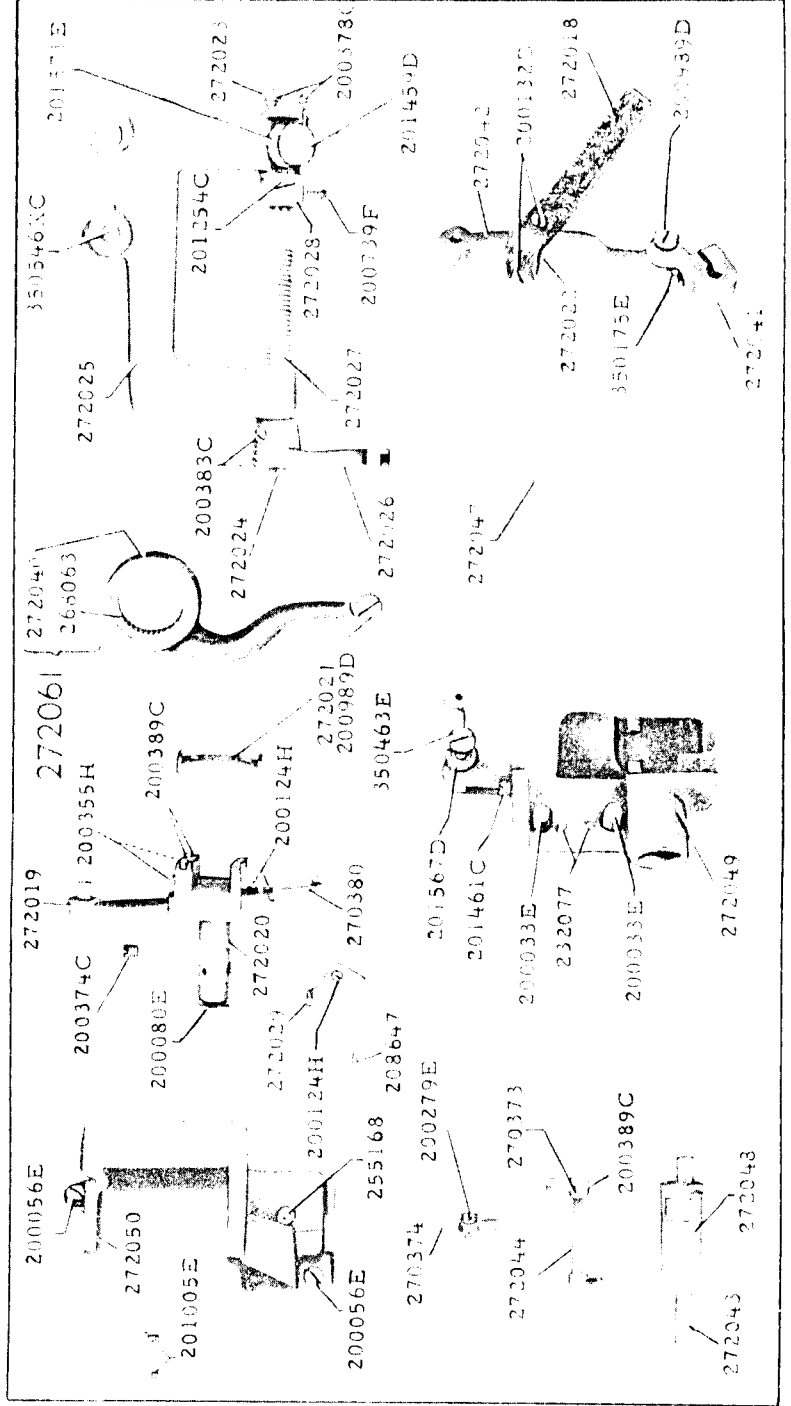



18439

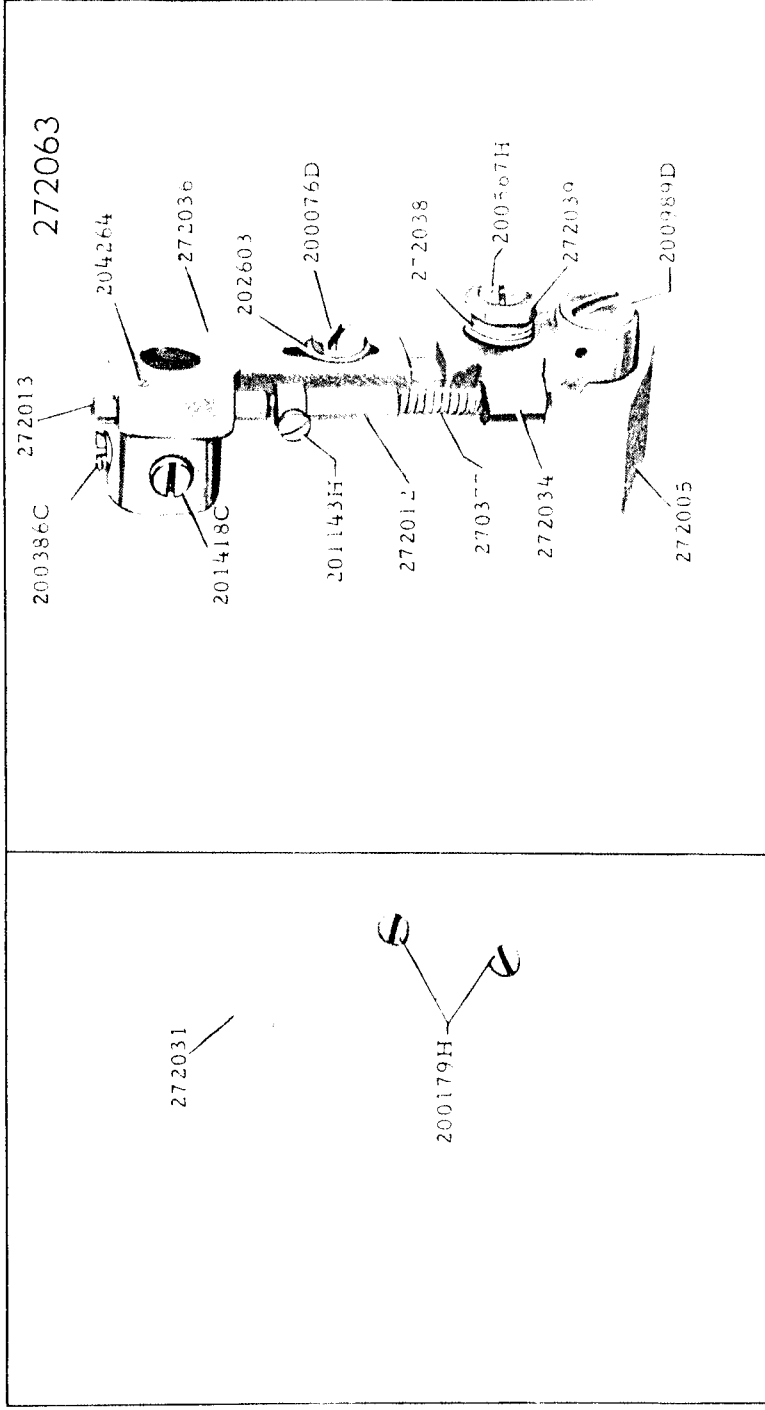


18442 - 2/3

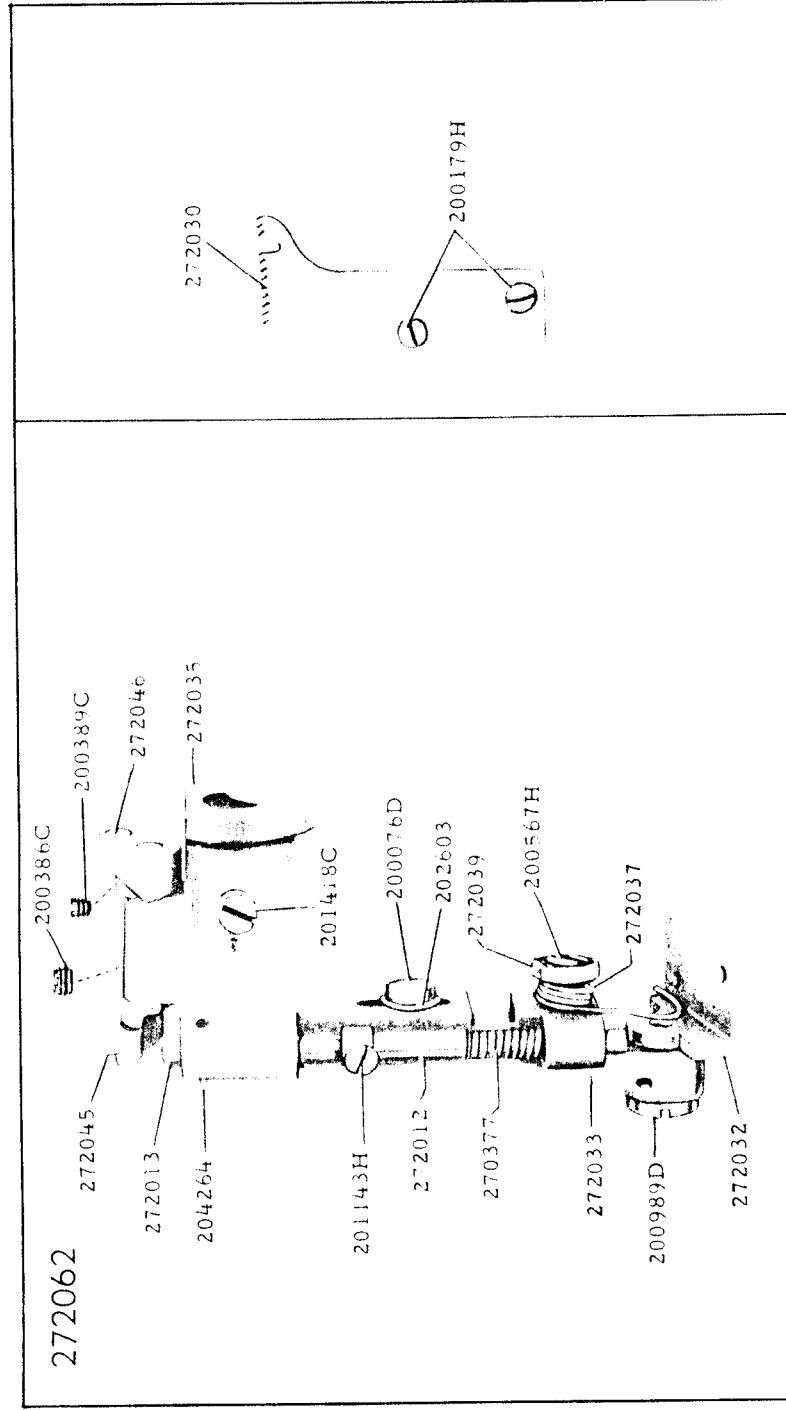




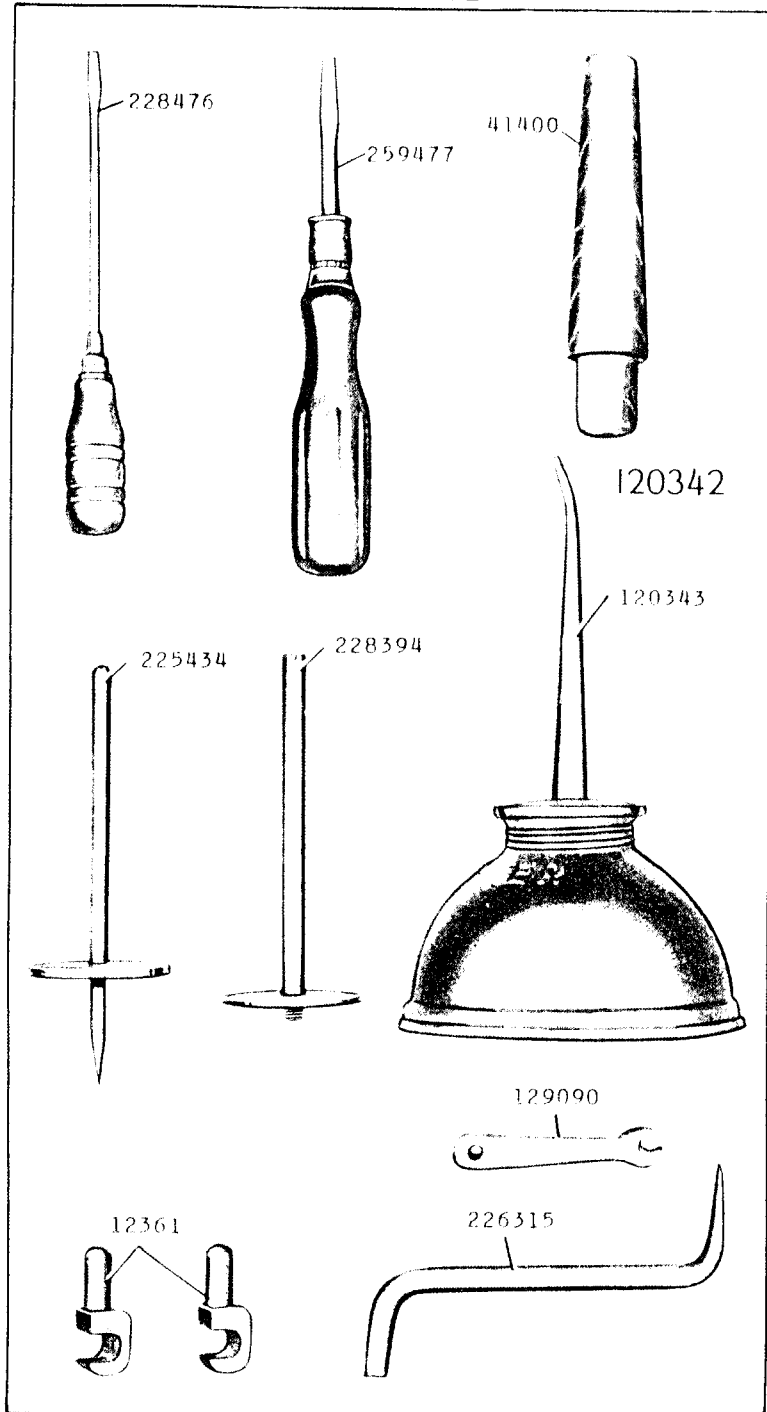
18498



18499

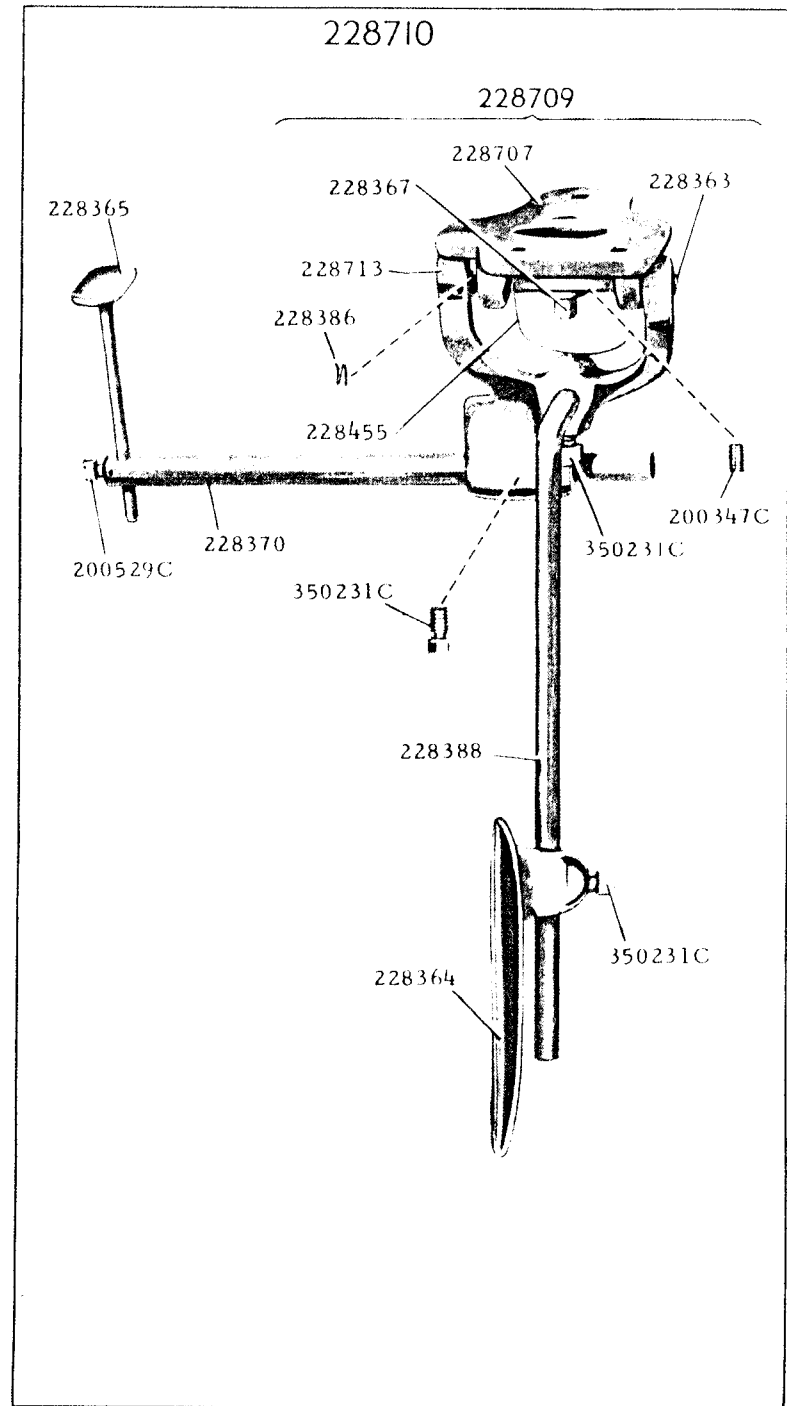


18500 - 1/2

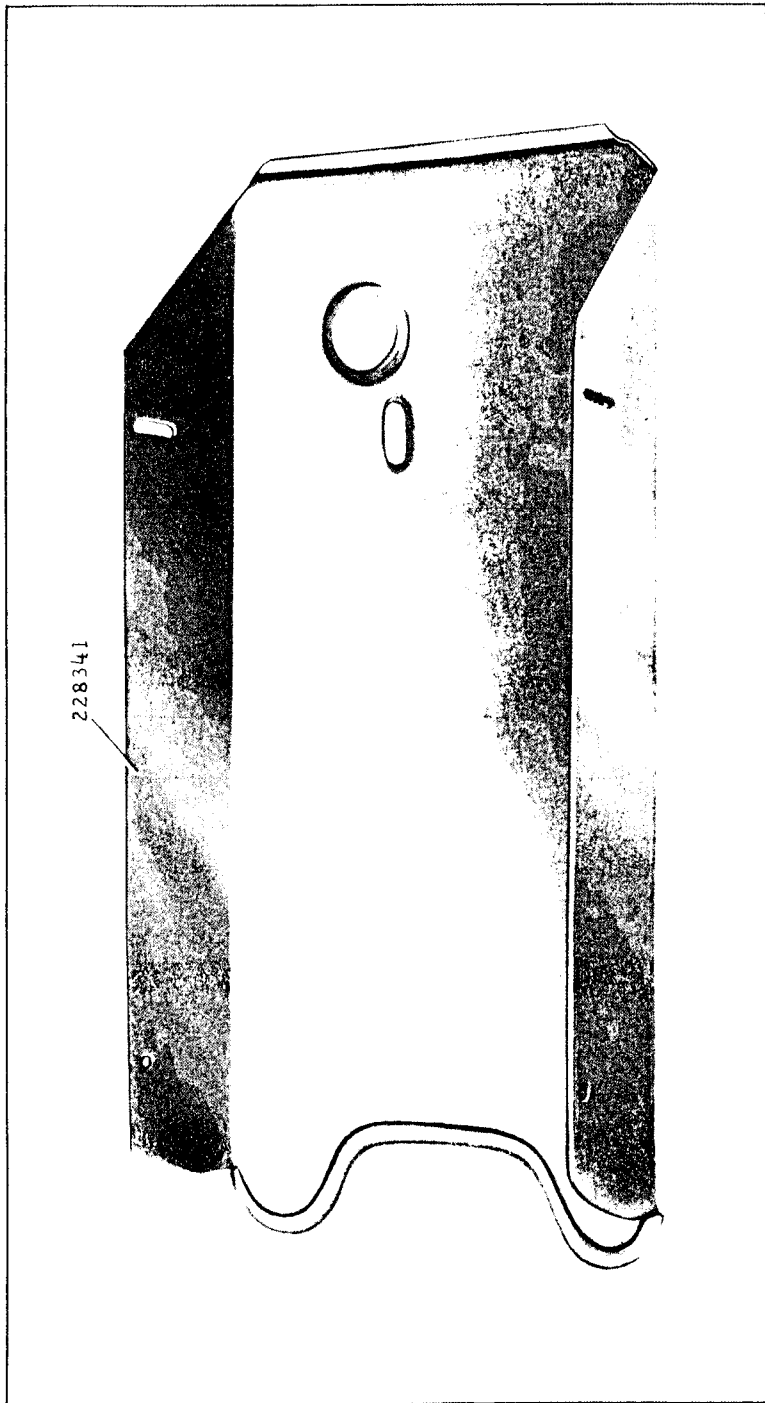


18580 - 3/8

228710



18581 - 3/8



18582 - 1/6

