


FINEST QUALITY

Union Special[®]
LEWIS[®] • COLUMBIA[®]

INDUSTRIAL
SEWING
MACHINES

STYLE

51400 BJ



LIST OF PARTS

FOR

STYLE 51400 BJ

CATALOG

T107 L

Second
Edition

UNION SPECIAL CORPORATION

CHICAGO

Catalog No. T107 L

LIST OF PARTS

Style

51400 BJ

Second Edition

Copyright 1957

By

Union Special Corporation
Rights Reserved in All Countries

UNION SPECIAL CORPORATION

INDUSTRIAL SEWING MACHINES

CHICAGO

Printed in U.S.A.

May, 1980

IDENTIFICATION OF MACHINE

Each UNION SPECIAL machine carries a Style number which is stamped in the name plate on the machine. Style numbers are classified as standard and special. Standard Style numbers have one or more letters suffixed, but never contain the letter "Z". Example: "Style 51400 BJ". Special Style numbers contain the letter "Z". When only minor changes are made in a standard machine, a "Z" is suffixed to the standard Style number. Example: "51400 BJZ".

APPLICATION OF CATALOG

This catalog applies specifically to the standard styles of machines as listed herein.

It can also be applied with discretion to some special machines in Class 51400. All reference to direction, such as left and right, front and back, etc., are taken from the operator's position while seated at the machine. Operating direction of handwheel is toward the operator.

DESCRIPTION OF MACHINE

51400 BJ Streamlined Flat Bed, Two Needle, Two Loopers, Upper and Under Feed, Trimmer, With Front Disposal of Trimmings, Light Weight Presser Bar and Needle Bar, Light Weight Needle Bar Driving Mechanism, Automatically Lubricated. For Seaming and Binding Dresses, Aprons; Also Seaming Trousler Pockets by "Nu-Pocket" Method. Seam Type BSc-2, Stitch Type 401. Standard Gauge No. 10.

NEEDLES

Each UNION SPECIAL needle has both a type number and a size number. The type number denotes the kind of shank, point, length, groove, finish and other details. The size number, stamped on the needle shank, denotes largest diameter of blade measured in thousandths of an inch across the eye. Collectively, type number and size number represent the complete symbol.

Standard needle for Style 51400 BJ is Type 108 GKS. It is a round shank, round point, extra short, double groove, struck groove, oversize ball eye, spotted, chromium plated, and is available in sizes 080/032, 090/036, 100/040. Unless otherwise specified, the machine will be equipped with size 090/036.

To have needle orders promptly and accurately filled, the empty package, a sample needle, or type and size number should be given. Use description on label. A complete order would read: "1000 Needles, Type 108 GKS, Size 090/036".

Selection of proper needle size should be determined by size of thread used. Thread should pass freely through needle eye in order to produce a good stitch formation.

Success in the operation of this machine can be secured only with the genuine UNION SPECIAL needles. Genuine needles are packaged with labels marked *Union Special*[®]. This is your guarantee of needles of the highest quality in materials and workmanship.

OILING

The oil has been drained from the machine before shipping, and the reservoir must be filled before beginning to operate. Use a straight mineral oil with a Saybolt viscosity of 90 to 125 seconds at 100° Fahrenheit.

Oil is filled at the spring cap in the top cover, and the level is checked at the sight gauge on the front of the machine. The oil level should be maintained between the red lines on the gauge. The capacity of the oil reservoir is twelve ounces.

The machine is automatically lubricated, and no oiling other than keeping the main reservoir filled is necessary.

A daily check before the morning start should be made, and oil added if required. Excessive oil in the main reservoir may be drained at the plug screw in main frame, directly under the handwheel.

The following is a numerical list of the parts used in this machine. Quantities, part numbers, and descriptions are given. Following the parts list are photographs of some of the major parts.

Amt.	Part No.	Description	Amt.	Part No.	Description	Amt.	Part No.	Description
1	8	Feed Rocker Shaft	1	660-625	Oil Seal Ring for	1	22570 B	Screw for 51278 D
3	18	Nut for 57840,			56350 D (22586 R)	15	22571 A	Plug Screw for bed
		55241 N, 55244 G	2	666-65	Oil Wick for 51244 K	1	22571 B	Plug Screw for bed
2	20	Washer for 539,	2	666-111	Oil Wick for 8	1	22580 D	Set Screw for 51223 A
		51236 G	2	666-114	Oil Wick for right	2	22585 A	Screw for 51282 AF
1	27-435	Needle Bar Eyelet			main shaft	1	22585 B	Screw for 51425 E
		Blk.	2	666-118	Oil Wick for left	1	22586 R	Screw for 660-625
2	50-216	Washer			main shaft	1	22588 A	Screw for 52350 A
		Pin for 51257 T	1	666-121	Oil Felt for 51493 E	1	22596	Screw for 21657 Y
1	50-294	Blk.	1	666-123	Felt for 51193 X	1	22711	Screw for 52372 A
1	50-648	Blk.	1	666-138	Felt (90)	2	22729	Screw for 51243 C,
		Lucite Oil Gauge	1	666-149	Felt for 51054			51472 B
1	50 J-16	Blk.	1	666-170	Felt Wick for 51134 V	1	22729 A	Screw for 51294 U
1	73	Stop Pin for 51417 C	2	666-179	Wedge Pin for	1	22729 B	Screw for 51294 U
2	77	Screw for looper			666-111	2	22729 C	Screw for 55241 N
1	77	Screw for 52336 A	1	666-201	Felt Plug for 51294 U	2	22730	Screw for 51278
3	77	Screw for 51236 A	1	666-208	Felt for 51294 W	1	22733 B	Plug Screw for
2	77	Screw for 51054,	1	666-209	Felt Plug for 51294 U			52882 L (41394 A)
		51204 C	1	666-214	Felt for 51294 M	1	22758 C	Screw for 53783 A
3	80	Screw for 51401 R	2	667 B-		1	22760 A	Screw for 13430 D
1	81	Screw for 51242 Y			10	3	22768	Screw for 51244 B,
		(12982)	2	668-25	Dowel Pin for 51273 A			56458, 56458 A
1	82	Screw for 51236 G			Steel Eyelet for	2	22768	Screw for 51236 B
2	87	Screw for 51424 S-10	2	668-28	51292 D	2	22798	Screw for 51472 A
2	J87 J	Screw for 51204 C			Locking Ring for	1	22798 A	Screw for 51204 A
2	87 U	Screw for 23322 AG	2	719	51292 D	1	22799 F	Screw for 51420 S
2	88	Screw for 15465 F			Screw for 29348 AF,	1	22801	Pivot Screw for
2	88	Screw for 14649	1	1740	56350 D			51425 E
1	88	Screw for 52894 AK	2	6042 A	Stop Pin for 51420 S	1	22811 B	Screw for 51242 W
2	88 B	Screw for 51134 S	1	6042 A	Washer for 51135 P	1	22829	Screw for 51745 (258 A)
2	88 B	Screw for 51418 F	1	7947	Washer for 52894 AM	1	22834	Adjusting Screw for
1	89	Spot Screw for 51418 F	1	12538	Nut for 51294 R			needle guard
1	90	Screw for 23439 A	1	12957 E	Nut for 51241 K	*2	22839	Screw for 52980 A
2	90	Screw for 52882 AD			Spring Washer for	2	22839 C	Screw for 51401 R
1	90	Screw for 666-138	1	12982	23437 E	1	22848	Screw for 539 (20)
2	90	Screw for 56382 AC	1	13430 B	Lock Nut for 81	9	22848	Screw for 52882 L
3	90	Screw for 52894 AB	1	13430 D	Shank for 51420 S (91)	1	22852	Screw for 52934 D
2	90	Screw for 23437 K			Spring for 51420 S			(51216 N)
1	91	Screw for 13430 B	3	14649	(22760 A)	1	22852 A	Screw for 51242 Y
2	93	Screw for BB21375 AH	1	15465 F	Collar for 8 (88)			(51242 M)
1	93 A	Screw for 51426 S			Diff. Rocker Cone for	1	22863	Tilting Screw for
1	95	Screw for 51270 B	2	21212	29192 D (88)			52934
1	95	Plug Screw			Oil Siphon Conn.	1	22883 A	Plug Screw for bed
2	95	Screw for 51147	1	BB21375 AH	Locking Ring	1	22889 A	Plug Screw for 539
1	HA95	Adjusting Screw for	1	21657 E	Belt Guard (93)	2	22889 C	Plug Screw for bed
		51134 N	1	21657 W	Washer for 51257 T	1	22889 D	Plug Screw for bed
1	96	Spot Screw for	1	21657 X	Tension Release	4	22894 C	Set Screw for
		51223 A	1	21657 Y	Lever Shaft			29105 AA
1	96	Screw for 51244	1	21657 Y	Release Lever Bush.	1	22894 C	Set Screw for 52372 A
2	97 A	Screw for 51241 K	1	21657-4	Connection (402,	2	22894 C	Screw for 51273 B
1	98	Screw for 51244	1	21657-4	22596)	1	22894 D	Spot Screw for
3	98 A	Screw for 158 B			Tens. Release			29105 AA
1	98 A	Screw for 51291 A	3	22513	Separator	1	22894 D	Screw for 29476 DP
8	109	Tension Disc	2	22517	Screw for 35731 A	1	22894 D	Screw for 29476 DR
3	158 B	Thread Eyelet (98 A)	1	22519 H	Screw for 51273 A	2	22894 F	Set Screw for 51221 C
1	258	Nut for 51134 HA	6	22524	Screw for 51244 B	1	22894 H	Screw for 51242 W
1	258	Nut for 51280 E	1	22528	Screw for 51282 AF	2	22894 J	Screw for 51247
1	258 A	Nut for 660-136			Screw for 51257 T	1	22894 T	Screw for 29476 HZ
1	258 A	Nut for 52894 AM	1	22528	(21657 E)	1	22894 T	Screw for 29476 JN
1	258 A	Check Nut for 29192 D	1	22537	Screw for 51405 S-8	1	23322 M	Washer for 23322 AG
2	269	Nut for 51236 G, 57840	1	22539 H	Screw for 53783 N	1	23322 AG-	
1	402	Screw for 21657 Y	1	22539 R	Plug Screw for bed			3/4
1	402	Screw for 53783 A	3	22541 B	Plug Screw for bed			
1	531	Screw for 51257 M	1	22542	Screw for 52882 AD			
2	531	Screw for 51493 BQ	1	22547 C	Screw for 51282 Y			
1	538	Height Adj. Screw			Screw for 51478	1	23322 AG-	
		for 52934	4	22548	(51250 C)			7/8
1	539	Frame Ndl. Thd. Eye.	1	22557 B	Screw for 52882 AE			
		(20, 22848, 22889 A)	2	22559 A	Screw for 53783 L			
1	604	Screw for 51430 L			Lower Cap Screw for	1	23322 AG-	
1	643-127	Oil Pump Hous. Gasket	2	22559 B	29105 AA			
		Blk.			Upper Cap Screw for			
1	660-90	Felt Wiper for 29105 AA	2	22559 G	29105 AA	1	23437 E	Screw for 23437 H
1	660-136	Feed Crank Link Oil	1	22560 B	Screw for 29066 R	1	23437 H	Binder Mounting
		Tube (258 A)	2	22560 B	Screw for 52934			Bracket (12957 E,
1	660-169	Needle Bearing for	1	22562 A	Screw for 51493 BP			23437 E)
		51236 E	1	22564	Screw for 51254 K	1	23437 J	Binder Holder
1	660-202	"O" Ring for pulley	1	22568	Screw for 52336 A			Bracket for 23437 H
1	660-207	Oil Seal Ring for foot	3	22569 B	Screw for 51450	1	23437 K	Binder Mounting
		lifter lever bushing			Screw for bearing			Bracket Base for
1	660-614	Temper Load Ring for	5	22569 B	housing			23437 H (90)
		56350 D	3	22569 B	Screw for 51282 Y	1	23439 A	Pin Tension (90)
					Screw for 51493 AH			


*For old Style 52980 A, use countersunk head screw No. 80.

Amt.	Part No.	Description	Amt.	Part No.	Description	Amt.	Part No.	Description
1	29066 R	Upper Needle Lever Connecting Rod Ball Joint Assembly (22559 G)	1	51236 B	Feed Crank Stud Cap (22768)	1	51282 Z	Head Cover Gasket
			1	51236 D	Link for 51236 E	1	51282 AF	Oil Reservoir Top Cover (22524, 22585 A)
1	29105 AA	Looper Drive Eccentric Assembly, .220 inch throw	1	51236 E	Feed Crank Link Assembly	1	51283 H	Presser Foot Lifter and Tension Disc Release Lever
1	29192 D	Looper Rocker Assembly	1	51236 F	Ferrule for 51236 E	1	51290 R	Bushing for 52891 B
1	29348 AF	Needle Lever Assembly	1	51236 G	Feed Crank Stud (20, 82, 269)	1	51290 T	Main Shaft Bushing, center
1	29476 DP	Upper Feed Lift Eccen. Assembly, .140 inch throw	1	51241 K	Looper Connecting Rod and Ball Joint, right (12538)	1	51291 A	Looper Thread Guard (98 A)
1	29476 DR	Feed Lift Eccentric Assembly, lower .080 inch throw	2	51242 L	Thrust Washer for 51242 P	4	51292 A	Tension Post Ferrule
1	29476 HJ	Crankshaft Assembly, .770 inch throw	2	51242 M	Washer for 22852 A, 52841 G	4	51292 C	Tension Post Nut
1	29476 HZ	Knife Drive Eccen. Assembly, .140 inch throw	1	51242 P	Looper Drive Lever Shaft (51242 L)	4	51292 D	Tension Thread Eyelet
1	29476 JN	Looper Avoid Eccen. Assembly, .062 inch throw	1	51242 R	Looper Drive Lever Shaft Bushing, middle	2	51292 F-4	Tension Spring, looper
2	35178 D	Spring for 666-114	1	51242 S	Looper Drive Lever Shaft Bushing, rear	2	51292 F-8	Tension Spring, needle
2	35178 D	Spring for 666-65	1	51242 W	Looper Drive Lever (22811 B, 22894 H)	4	51292 G	Tension Post (43266)
2	35731 A	Presser Bar Conn. Guide Plate (22513, 51294 R)	1	51242 Y	Looper Drive Lever Rocker (81, 22852 A)	1	51294 K	Upper Clamp for 51294 U
1	35766	Screw for 51450	1	51242 Z	Looper Drive Lever Shaft Bushing, front	1	51294 M	Oil Tube
1	39158 G	Hinge for 51278	1	51243 C	Ball Stud Fork (22729)	1	51294 P	Oil Tube Clamp (7947)
1	39158 U	Spring for 51278	1	51244	Looper Rocker Frame (96, 98)	1	51294 R	Screw for 51294 P
1	39552 C	Washer for 53783 N	1	51244 B	Looper Rocker Shaft Arm (77, 22519 H)	1	51294 U	Oil Siphon Assembly
1	39582 L	Oil Cap for 52882 AD	1	51244 K	Looper Rocker Shaft (51244 L)	1	51294 W	Oil Tube for 51273 D
2	41394 A	Gasket for 22733 B	1	51244 L	Thrust Washer for 51244 K	1	51294 Z	Oil Tube Connection (21212)
2	43266	Nut for 51292 G	1	51244 N	Looper Rocker Shaft Collar (18, 55244 G)	1	51382 A	Gasket for 51282 AF
1	51054	Feed Crank Link Pin (77, 666-149)	1	51246	Looper Rocker Stud Nut	1	51401 R	Cloth Plate (80, 22839 C)
1	51134 C	Feed Bar Shaft	1	51247	Main Shaft Counterweight (22894 J)	1	51405 S-8	Lower Feed Dog (22528)
1	51134 J	Washer for 51134 HA	1	51250 C	Nut for 22547 C	1	51406	Eccentric for 29476 JN (22894 T)
1	51134 N	Spring for 52934 A (HA 95)	1	51250 D	Washer for 22586 R	1	51408 D-10	Looper, front (73)
1	51134 S	Upper Feed Bar Shaft (88 B)	1	51250 F	Gasket for 22586 R	1	51417 C-12	Needle Bar (50 J-16)
1	51134 V	Taper Pin for 52934 B	1	51254 C	Upper Needle Bar Bushing	1	51418 F	Needle Clamp Collar (88 B, 89)
1	51134 HA	Feed Dog Holder (258)	1	51254 D	Lower Needle Bar Bushing	1	51420 S-10-3/4	Presser Foot for Style 51400 BJ-10-3/4
1	51135 P	Feed Rocker Arm (6042 A, 55235 D, 55235 E)	1	51254 K	Needle Bar Conn. for 29348 AF (22562 A)	1	51420 S-10-7/8	Presser Foot for Style 51400 BJ-10-7/8
1	51142 B	Eccentric for 29476 DP, 29476 HZ	1	51256 C	Presser Bar Spring	1	51420 S-10-1	Presser Foot for Style 51400 BJ-10-1
1	51142 C	Eccentric for 29476 DR	1	51257 K	Presser Bar	1	51422 E	Main Shaft
1	51145 A	Eccentric Link Assembly	1	51257 M	Presser Bar Conn. and Guide (531)	1	51424 S-10	Throat Plate (87)
1	51147	Main Shaft Collar (95)	1	51257 T	Cast-off Plate Support (22528)	1	51425 E	Needle Guard (22585 B, 51225 W)
1	51193 X	Oil Tube for upper feed bar pin (666-123)	1	51257 AA	Lower Presser Bar Bushing	1	51426 S	Upper Feed Dog (93 A)
1	51204	Looper Thread Retaining Finger (22798 A)	1	51270 B	Needle Thread Take-up Wire (95)	1	51430 L	Knife Guard for 51420 S-10 (604)
1	51204 A	Looper Thread Retaining Finger Holder (77, 22798 A)	1	51272 C	Block Guide Collar Shaft	1	51430 P-10-3/4	Yielding Section for 51420 S-10-3/4
1	51204 B	Auxiliary Cast-off	1	51272 D	Block Guide Collar Shaft Spring	1	51430 P-10-7/8	Yielding Section for 51420 S-10-7/8
1	51204 C	Cast-off Finger Support Bracket (J87 J, 77)	1	51273 A	Upper Knife Holder Bracket (22517)	1	51430 P-10-1	Yielding Section for 51420 S-10-1
2	51216 G	Needle Lever Connecting Rod	1	51273 B	Upper Knife Holder Rocker Stud (22894 C)	1	51430 Z-10	Presser Foot Bottom for 51420 S-10
28	51216 M	Needle Bearing Roller for 29476 HJ	1	51273 D	Upper Knife Holder Rocker Arm	1	51449	Knife, lower
3	51216 N	Washer for 22852, 55244 G, 56315 A	1	51278	Chip Guard Assembly (22730)	1	51450	Lower Knife Holder Block (22568, 35766)
1	51216 P	Nut for 56315 A	1	51278 A	Chip Guard for 51278 Spring (22570 B)	1	51470	Knife, upper
1	51221 C	#1 "V" and Round Belt Pulley (22894 F)	1	51278 D	Hinge Pin for 51278	1	51472 A	Upper Knife Shield (22798)
1	51223 A	Take-up (96, 22580 D)	1	51278 G	Throat Plate Support Pin (258)	1	51472 B	Upper Knife Clamp (22729)
1	51225 W	Washer for 22585 B	1	51280 E	Dowel Pin for 52980 A	1	51478	Front Cover and Chip Guard Latch (22547 C, 51250 C)
1	51236 A	Link Pin for 51273 D (77)	2	51280 J	Head Cover (22569 B)	4	51491 C	Lead-in Thread Eye.
2	51236 A	Feed Lift Eccentric Link Pin (77)	1	51282 Y				
1	51236 A	Looper Avoid Eccentric Link Pin						

Amt.	Part No.	Description	Amt.	Part No.	Description	Amt.	Part No.	Description
1	51493 B	Gear Stud for 51493 AG	1	52882 AC	Oil Cap Torsion Spr. for 52882 AD	1	53783 N	Presser Foot Lifter Lever, internal (22537)
1	51493 D	Pump Driving Shaft	1	52882 AD	Chamber Cover (22541 B)	2	55235 D	Screw for 51135 P
2	51493 E	Driving Shaft Gear	1	52882 AE	Crank Chamber Cover (22548)	2	55235 E	Nut for 51135 P
1	51493 AG	Oil Pump Housing	1	52883 R	Presser Foot Lifter Lever Bushing	1	55241 N	Looper Connecting Rod Ball Joint, left (18)
1	51493 AH	Pump Housing Cover (22569 B)	1	52883 S	Presser Foot Lifter Lever Bell Crank	1	55244 G	Looper Shaft Collar Stud (18, 51216 N)
1	51493 BK	Lint Filter Screen	1	52890 C	Main Shaft Bushing, left and inner right	1	56315 A	Needle Lever for 29348 AF (51216 N, 51216 P)
1	51493 BP	Pump Driving Gear (22560 B)	1	52891 B	Main Shaft Housing (22569 B)	1	56341 G	Spring for 51241 K
1	51493 BQ	Pump Driven Gear (531)	2	52894 AB	Oil Tube Holder (90)	1	56350 D	Needle Lever Stud (719, 660-625)
1	51494 E	Oil Tube for upper and lower feed lift eccentric	1	52894 AK	Oil Tube for looper rocker and left ball joint (88)	1	56350 E	Thrust Collar for 56350 D
1	51513	Looper Rocker for 29192 D	1	52894 AM	Oil Tube for right ball jt. (258A, 6042A)	1	56350 F	Thrust Washer for 56350 D
1	51745	Rocker Cone Stud (22829, 51246)	1	52934	Feed Bar, tiltable	1	56354 D	Needle Bar Link for 29348 AF
1	51909 C	Looper, back (73)	1	52934 A	Upper Feed Bar (HA95)	1	56356	Presser Spring Regulator
2	52336 A	Link Pin for 29348 AF (77, 22564)	1	52934 B	Upper Feed Bar Arm	1	56382 X	Tension Post Support Bracket
1	52350 A	Knife Holder Plate (22588 A)	1	52934 C	Rubber Stop Pad	1	56382 AC	Bearing Oiler Assembly (90)
1	52372	Upper Knife Holder Block (22711)	1	52934 D	Top Feed Holder (22852)	1	56383 AB	Presser Foot Lifter Lever Connecting Rod
1	52372 A	Upper Knife Holder Block Guide Collar (22711, 22894 C)	1	52934 E	Lubricating Felt Guard	1	56390 E	Gasket for 52891 B
2	52373 A	Bushing for 51273 D	1	52934 F	Lubricating Felt Guard	1	56458	Needle Lever Thread Eyelet (22768)
1	52470	Stop for looper connecting rod	1	52935	Feed Rocker (92127)	1	56458 A	Needle Bar Thread Eyelet (27-435 Blk., 22768)
1	52841 G	Locking Stud for 51242 Y (51242 M)	2	52936	Feed Rocker Shaft Bushing	1	57840	Looper Connecting Rod (18, 269)
1	52841 J	Nut for 52841 G	1	52944 T	Looper Rocker Shaft Bushing, left	2	92127	Screw for 52935
1	52882 L	Oil Reservoir Back Cover (22733 B, 22848)	1	52944 U	Looper Rocker Shaft Bushing, right			
1	52882 M	Gasket for 52882 L	*1	52980 A	Throat Plate Support (80 or 22839)			
1	52882 P	Gasket for 52882 AD	1	53783 A	Lifter Lever Link (402, 22758 C)			
1	52882 U	Gasket for 52882 AE	1	53783 L	Presser Foot Lifter Lever Bell Crank (22557 B)			
1	52882 W	Gasket for 51282 Y						
1	52882 AA	Drip Plate for 52882 AD						

*For old Style 52980 A, use countersunk head screw No. 80.

NOTE: Numbers in parenthesis following parts' descriptions indicate the screws, nuts, etc. used to attach or hold those parts.



22768

27-4958LK

56458A

56356

402

51257M

531

51256C

SPRING

51257K

50J16

51418F

88

(2) 88B

22801

51425E

93A

22585B 51225W

514265

514055-8

514245-10

51408D-10

51909C

22758C

53783A

22760A

13430D

1740

51430R10

604

51430L

51430L-10

91


13430B

22799F

SCREEN

514205-10

SPECIFY WIDTH OF BINNING



23322AG

SPECIFY WIDTH OF BINDING

23322M



87U


96




22580D

51223A

21657E



22528



51257T


51204B

J87J

51204

77
51204C

22798A
51204A




23437E

12957E

23437H



22517





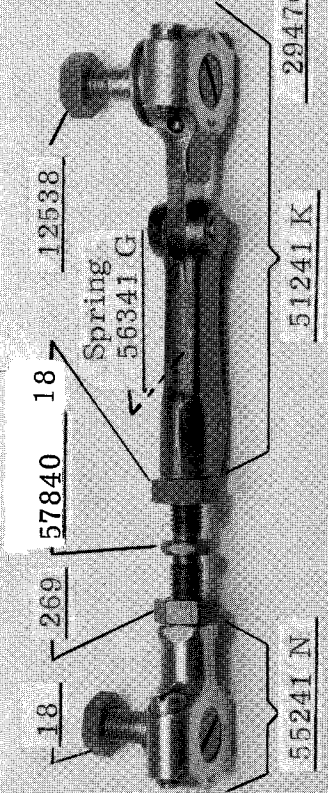




51273B

22894C (2)
SCREW





51273A



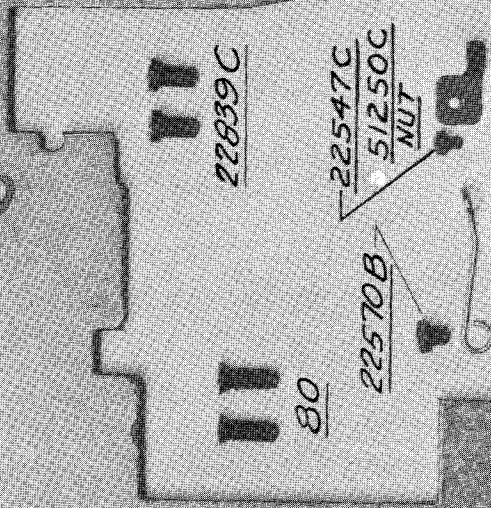


22569B



22542
SCREEN

52882 W
GASKET



51401R

51278A

22839C

22547C

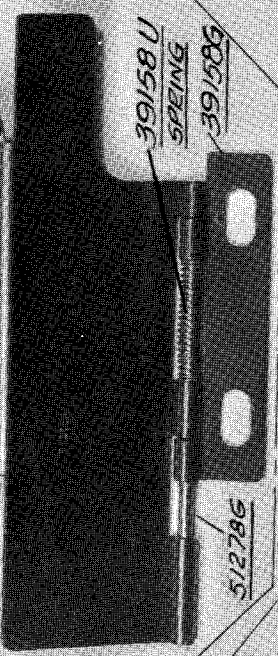

51250C
NUT

51478

80

22570B

51278D



39158 U
SPRING

39158G


22730 (2)

51278



51270B

22768



98A


20

22848

51758

51278E

51278





Union Special[®]
INDUSTRIAL SEWING MACHINES

UNION SPECIAL maintains sales and service facilities throughout the world. These offices will aid you in the selection of the right sewing equipment for your particular operation. Union Special representatives and service men are factory trained and are able to serve your needs promptly and efficiently. Whatever your location, there is a Union Special Representative to serve you. Check with him today.

ATLANTA, GA.

BOSTON, MASS.

CHICAGO, ILL.

DALLAS, TEXAS

LOS ANGELES, CAL.

NEW YORK, N. Y.

PHILADELPHIA, PA.

MONTREAL, CANADA

TORONTO, CANADA

BRUSSELS, BELGIUM

LEICESTER, ENGLAND

LONDON, ENGLAND

PARIS, FRANCE

STUTT GART, GERMANY

Representatives and distributors in all important industrial cities throughout the world.

UNION SPECIAL CORPORATION