


**SINGER**  
**451K101**

ILLUSTRATED  
LIST OF PARTS

FOR

No. 451K101 Machine



\*\*A Trade Mark of  
THE SINGER MANUFACTURING COMPANY

## INSTRUCTIONS FOR OILING

BEFORE STARTING THE MACHINE, fill reservoir in base to "high" mark. Inspect often enough to keep oil level from going below "low" mark in base.

To ensure easy running and prevent unnecessary wear of the parts which are in movable contact, the machine requires oiling and when in continuous use, "TYPE A" or "TYPE C" OIL, sold only by Singer Sewing Machine Company, should be applied at the beginning of each working day to all oil holes marked "OIL".

**"TYPE C" OIL should be used when an oil is desired which will produce a minimum of stain on fabrics, even after a long period of storage**

## INDEX

	Page
Accessories .....	12
Bobbin Winders .....	12 & 14
Knee Lifter .....	13
Machine No. 451K101 .....	5
Miscellaneous Parts .....	15
Numerical List of Parts .....	17
Thread Unwinder .....	14

# INSTRUCTIONS FOR ORDERING

## LIST OF PARTS COMPLETE

In ordering from this List, the prefix and affix letters with the part number **MUST BE** quoted exactly as they are shown in the first column.


A number always indicates the same part in whatever List it may appear, or for whatever machine.

The affix letters (where shown) indicate the style of finish, as follows :-

- A. Hardened, Polished, Nickel Plated and Buffed.
- A.A. Buffed and Chromium Plated.
- A.B. Hardened, Polished, Buffed and Chromium Plated
- A.C. Brown Baking Enamel Finish.
- A.D. Grey Baking Enamel Finish.
- A.E. Hardened, Bright Rumbled and Nickel Plated.
- A.F. Hardened, Bright Rumbled and Nickel Plated, Bright Rumbled and Chromium Plated.
- A.J. Polished, Nickel Plated and Chromium Plated
- A.K. Hardened, Polished, Nickel Plated and Chromium Plated.
- A.L. Heat Treated for Toughness.
- B. Polished, Nickel Plated and Buffed.
- C. Hardened only.
- C.R. Hardened and Merlized.
- D. Polished only.
- E. Soft, not Polished.
- F. Hardened and Polished.
- F.J. Hardened, Polished and Nickel Plated.
- G. Bright Rumbled and Nickel Plated.
- H. Blued.
- J. Nickel Plated only.
- K. Hardened and Nickel Plated.
- L. Brass Plated.
- M. Oxidized.
- N. Japanned, Dull.
- P. Japanned, Bright.
- P.P. Wrinkle Finish.
- R. Merlized.
- S. Cadmium Plated.
- T. Copper Plated.
- T.A. Hardened, Polished, Copper and Nickel Plated and Buffed.
- T.B. Copper and Nickel Plated and Polished
- T.J. Copper and Nickel Plated only.
- T.K. Hardened, Copper and Nickel Plated.
- T.L. Copper and Brass Plated.
- T.M. Copper Plated and Oxidized.
- U. Zinc Plated.
- V. Silver Plated.
- W. Polished and Nickel Plated.
- X. Black Oxide for Iron and Steel.
- X.C. Hardened and Black Oxide for Iron and Steel.
- Y. Black Nickel Plated only.
- Z. Chromium Plated.
- Z.A. Hardened, Polished, Nickel Plated, Buffed and Chromium Plated
- Z.B. Polished, Nickel Plated, Buffed and Chromium Plated
- Z.C. Hardened and Chromium Plated.
- Z.D. Polished and Chromium Plated.
- Z.G. Bright Rumbled, Nickel Plated, Bright Rumbled and Chromium Plated.
- Z.J. Nickel and Chromium Plated.
- Z.T. Copper and Chromium Plated.

*Parts marked with an asterisk (\*) are furnished only when the repairs are made at Factory.*

FOR



## MACHINE No. 451k101

SINGLE ROTARY THREAD TAKE-UP.

HIGH SPEED. LOCK STITCH.

SINGLE NEEDLE. LONG ARM.

FOR STITCHING LIGHT AND MEDIUM WEIGHT FABRICS.

No.	Plate	Name
*276101	----	Arm
276002	18487	" Cover (back)
200053H	18487	" " " Screw (2)
204235	18487	" Position Pin (2)
200004E	18487	" Screw (3)
202005	18487	" " Washer (3)
*276102	18483	" Shaft
276103	18483	" " 276102 with 200333C, 200362C, 270005, 276022, 276113, and 276115
270004	18483	Arm Shaft Ball Bearing (back)
270005	18483	" " " " (front)
270926	18483	" " Connection Belt (reinforced neoprene)

## PARTS FOR MACHINE No. 451k101

No.	Plate	Name
271127	18483	Arm Shaft Connection Belt Pulley with 200363AL, 350492C and two 214206
350492C	18483	Arm Shaft Connection Belt Pulley Position Screw
200363AL	18483	Arm Shaft Connection Belt Pulley Set Screw
214206	18483	Arm Shaft Connection Belt Pulley Spring Flange
276104	18483	Balance Wheel (aluminum alloy casting) for "V" belt (outside diam. of belt groove 2.9 in.) (rim diam. 4 1/2 in.) with 350540C and 350541C
276105	18483	Balance Wheel 276104 with 270004
350540C	18483	" " Position Screw
350541C	18483	" " Set Screw
*270254	-----	Bed
270009	18487	" Slide
276106	18486	Face Plate with 276054 and four 200586H
350503H	18486	" " Screw (8)
276054	18486	" " Thread Guard
200586H	18486	" " " " Screw
276008	18477	Feed Bar
270012	18477	" " Center (2)
200394C	18477	" " " Set Screw
276058	18477	" " Lubricating Felt
52266	18477	" " Slide Block
52267	18477	" " " " 52266 with 125060
*125060	18477	Feed Bar Slide Block Stud
143366	18392	" Dog, 16 teeth (16 teeth to the inch) for 270326
50117E	18392	Feed Dog Screw (2)
270013	18477	" Driving Connection
270014	18477	" " " " 270013 with 270016
270015	18477	Feed Driving Connection Crank with 200040E
200040E	18477	Feed Driving Connection Crank Pinch Screw
200545C	18477	Feed Driving Connection Hinge Screw
201522E	18477	" " " " " " Nut
270016	18477	Feed Driving Connection Needle Bearing
270017	18484	" " " Eccentric
276107	18484	" " " Adjusting Disc
270137	18484	" " " " " " Spring
270111	18484	Feed Driving Eccentric Adjusting Disc Spring Collar with 201220C
201220C	18484	Feed Driving Eccentric Adjusting Disc Spring Collar Set Screw
240231	18484	Feed Driving Eccentric Friction Gib
200369C	18484	" " " " " " Adjusting Screw

## PARTS FOR MACHINE No. 451k101

No.	Plate	Name
350101AL	18484	Feed Driving Eccentric Friction Gib Adjusting Screw Set Screw
270020	18484	Feed Driving Flange with 200333C, 200346C, two each 200369C and 350101AL
200333C	18484	Feed Driving Flange Position Screw
200346C	18484	" " " Set Screw
270940	18477	" " Rock Shaft with two each 200394C and 270942
270941	18477	Feed Driving Rock Shaft Center (2)
201254C	18477	" " " " " Set Screw (2)
270942	18477	Feed Driving Rock Shaft Insert (nylon)
270013	18477	" Lifting Connection
270014	18477	" " " " 270013 with 270016
270015	18477	Feed Lifting Connection Crank with 200040E
200040E	18477	Feed Lifting Connection Crank Pinch Screw
200545C	18477	Feed Lifting Connection Hinge Screw
201522E	18477	" " " " " " Nut
270016	18477	Feed Lifting Connection Needle Bearing
270918	18484	Feed Lifting Eccentric with 200382C and 201220C
201220C	18484	Feed Lifting Eccentric Position Screw
200382C	18484	" " " Set Screw
270943	18477	" " Rock Shaft with 52267 and two 270942
270941	18477	Feed Lifting Rock Shaft Center (2)
201254C	18477	" " " " " Set Screw (2)
270942	18477	Feed Lifting Rock Shaft Insert (nylon)
270140	18484	" Regulating Stud
240245	18484	" " " Retaining Spring
270026	18484	" " " Spring
270256	18485	Knee Lifter Lifting Link
200293C	18485	" " " " Hinge Screw
276015	18487	" " " Rod with 202302
202302	18487	" " " " Cotter Pin
276016	18487	" " " " Spring
227227	18487	" " " " " Collar with 200113F
200113F	18487	Knee Lifter Lifting Rod Spring Collar Set Screw
276109	18487	Knee Lifter Rock Frame
200679F	18487	" " " " Hinge Screw (back)
200272C	18487	Knee Lifter Rock Frame Hinge Screw (front)
276110	18485	Needle Bar with 350445F

No.	Plate	Name
276111	18485	Needle Bar Bushing (lower)
270855	18485	" " " (upper)
350550AL	18485	" " " " Set Screw
270262	18485	" " Connecting Link
270263	18485	" " " " 270262 with 270266
270264	18485	Needle Bar Connecting Link Guide Block
200054E	18485	Needle Bar Connecting Link Guide Block Screw (2)
276112	18485	Needle Bar Connecting Link Hinge Stud
276113	18483	Needle Bar Connecting Link Hinge Stud Oiling Felt
276022	18483	Needle Bar Connecting Link Hinge Stud Oiling Felt Flange
276053	18483	Needle Bar Connecting Link Hinge Stud Oiling Felt Oil Leader Tube
200374C	18483	Needle Bar Connecting Link Hinge Stud Set Screw
270266	18485	Needle Bar Connecting Link Needle Bearing
276114	18485	Needle Bar Connecting Link Thrust Washer
270856	18485	Needle Bar Connecting Stud with 200086C and 202330
202330	18485	Needle Bar Connecting Stud Oil Packing (wick)
200086C	18485	Needle Bar Connecting Stud Pinch Screw
*276115	18483	Needle Bar Crank with two 200374C
200333C	18483	" " " " Position Screw
200362C	18483	" " " " " " Check Screw
270058	18485	Needle Bar Oiling Felt
350445F	18485	" Set Screw
276116	18485	Presser Bar with 176X
276025	18485	" " Ball, 7/32 in. diameter
270114	18485	" " Bushing
276117	18485	" " Lifter
350442C	18485	" " " Hinge Screw
276028	18485	" " Lifting Releasing Lever Bracket
276029	18485	Presser Bar Position Guide with 350411C
350411C	18485	Presser Bar Position Guide Pinch Screw
276119	18487	Presser Bar Spring
350435C	18487	" " " Screw (pressure regulating)
350499XC	18487	Presser Bar Spring Screw Stud
7298	18392	" Foot Hinge Pin
19334	18392	" " Plate

No.	Plate	Name
143364	18392	Presser Foot Shank
26231	18392	" " Spring
143365	18392	Presser Foot (spring hinged) complete, Nos. 7298, 19334, 26231 and 143364
176X	18485	Presser Foot Screw
276120	18486	Rotary Take-up
276121	18486	" " Adjusting Disc
276034	18486	" " Clamping Plate
200567H	18486	" " " " Screw (2)
276123	18486	" " Counter Balance
350503H	18486	" " " " Screw (2)
276036	18486	" " Guard
276039	18486	" " " Bracket
200031X	18486	" " " " Screw (long)
200069X	18486	Rotary Take-up Guard Bracket Screw (short)
276037	18486	Rotary Take-up Guard Cover
276056	18486	" " " " Friction Plate
200166H	18486	Rotary Take-up Guard Cover Friction Plate Screw
276038	18486	Rotary Take-up Guard Cover Grill
200130D	18486	" " " " " " Screw (3)
200263XC	18486	Rotary Take-up Guard Cover Hinge Screw
67425	18486	Rotary Take-up Guard Cover Hinge Screw Spring Washer
230743C	18486	Rotary Take-up Guard Cover Hinge Screw Thrust Washer
200113F	18486	Rotary Take-up Guard Screw (2)
200577A1	18486	" " Screw (3)
276043	18486	" " Spacer
270868	18379	Rotating Hook with 143301 and two 1253A1.
270869	18379	Rotating Hook 270868 with 270874XC and four 1053E
270870	18379	Rotating Hook 270869 with 270872, 270876 and three 1367E
270871	18379	Rotating Hook 270870 with 52237
270010	18379	" " Bobbin
52235	18379	" " " Case
52236	18379	" " " " 52235 with 591F, 1380E and 40394
40393	18379	Rotating Hook Bobbin Case Hinge, Nos. 2974, 40392 and 125320
270872	18379	Rotating Hook Bobbin Case Holder (chromium plated)
52018	18379	Rotating Hook Bobbin Case Holder Position Bracket

No.	Plate	Name
200077D	18379	Rotating Hook Bobbin Case Holder Position Bracket Screw
40392	18379	Rotating Hook Bobbin Case Latch
125320	18379	" " " " " Lever
2974	18379	" " " " " "
		Fulcrum Pin
2975	18379	Rotating Hook Bobbin Case Latch Spring
592E	18379	Rotating Hook Bobbin Case Latch Stop Screw
40394	18379	Rotating Hook Bobbin Case Tension Spring
591F	18379	Rotating Hook Bobbin Case Tension Spring Regulating Screw
1380E	18379	Rotating Hook Bobbin Case Tension Spring Screw
52237	18379	Rotating Hook Bobbin Case complete, Nos. 592E, 2975, 40393 and 52236
270873	18379	Rotating Hook Bobbin Case 52237 with 270872
276125	18484	Rotating Hook Driving Shaft
270032	18484	" " " " Ball Bearing
276045	18484	" " " " Bushing
		with 276046
276046	18484	Rotating Hook Driving Shaft Bushing Oil Packing (wick)
200346C	18484	Rotating Hook Driving Shaft Bushing Set Screw
270169	18484	Rotating Hook Driving Shaft Con- nection Belt Pulley with 214206 and two 200070C
200070C	18484	Rotating Hook Driving Shaft Connection Belt Pulley Set Screw
214206	18484	Rotating Hook Driving Shaft Con- nection Belt Pulley Spring Flange
276047	18484	Rotating Hook Driving Shaft Gear (internal teeth) with 200382C and 201220C
201220C	18484	Rotating Hook Driving Shaft Gear Position Screw
200382C	18484	Rotating Hook Driving Shaft Gear Set Screw
270036	18484	Rotating Hook Driving Shaft Oil Lead Wire
270038	18487	Rotating Hook Oil Reservoir Cover
270039	18487	" " " " "
		Gasket
200041X	18487	Rotating Hook Oil Reservoir Cover Screw (6)
143301	18379	Rotating Hook Oil Wick (felt)
270876	18379	" " Section
1367E	18379	" " " Screw
1253AL	18379	" " Set Screw

No.	Plate	Name
270162	18484	Rotating Hook Shaft
270163	18484	" " " Bushing
268258	18484	" " " " Oil Packing (wick)
200346C	18484	Rotating Hook Shaft Bushing Set Screw
270164	18484	" " " End Bearing
201215D	18484	" " " " " Screw
202423	18484	" " " Oil Filter Wick
143349	18484	" " " " " "
		Holder
270176	18484	Rotating Hook Shaft Oil Filter complete, Nos. 143349 and 202423
350498E	18484	Rotating Hook Shaft Oil Regulating Screw
270044	18484	" " " Thrust Washer
270166	18484	Rotating Hook Shaft Bushing complete, Nos. 268258, 270044, 270162 to 270164, 270176, 350498E and two 201215D
270874XC	18379	Rotating Hook Thread Guard
1053E	18379	" " " " Screw
2102	18486	Tension Disc
276048	18485	" Releaser (adjustable)
200132E	18485	" " Screw
32572	18486	" Releasing Disc
270086	18486	" " Pin
13710	18486	" Spring
50304C	18486	" Stud
52098	18486	" " 50304C with 1560C
50395C	18486	" " Set Screw
276055	18486	" Thread Guide Pin
1560C	18486	" Thumb Nut
276049	18486	Tension complete, Nos. 13710, 32572, 39652, 52083, 52098, 270086 and two 2102
276050	18486	Thread Cutter
200583H	18486	" " Screw
276051	18486	" Guide
263118	18485	" " (on Needle Bar Bushing)
350503H	18486	" " Screw
276118	18485	" Pull-off
200145C	18485	" " Screw (2)
276052	18486	" Retainer (front)
200397H	18486	" " " Set Screw
270080	18486	" " (rear)
200366H	18486	" " " Set Screw
39652	18486	" Take-up Spring
52083	18486	" " " Regulator with 50305C
453XC	18486	Thread Take-up Spring Regulator Set Screw
270326	18392	Throat Plate (large needle hole) for 143366
691F	18392	Throat Plate Screw (2)

## ACCESSORIES

No.	Plate	Name
270010	18379	Rotating Hook Bobbin (2)
270155	18484	" " Oil Reservoir Oil Gauge
228476	18482	Screw Driver (Bobbin Case)
135x25	-----	Needles, six, size 16
228479	18333	Drip Pan with four 3/4 in. wire nails
12361	18482	Machine Hinge Connection (2)
41400	18482	" Rest Pin (wood)
228493	-----	Oiler 120342 filled with oil
120342	18482	" (copper plated) with 120343
120343	18482	" Spout (3-1/2 in. long)
259477	18482	Screw Driver (5 in. long)

## BOBBIN WINDER

(SWINGING AUTOMATIC, RIGHT HAND)

FOR "V" BELT DRIVE

259428	18312	Brake (leather)
259429	18312	" Clamp
200113F	18312	" " Screw
225453	18312	Frame with 202277 and 259660
225454	18312	" Hinge Pin
202277	18312	" Oil Packing (wick)
259660	18312	" " Well Washer
225455	18312	" Spring
225456	18312	" " Plunger
259461	18312	Pulley with 200380C
200380C	18312	" Set Screw
225381	18312	Spindle
225444	18312	Stop Latch
200056E	18312	" " Screw
225458	18312	" " Thumb Lever
225459	18312	" " " " Hinge Stud
225459	18312	" " " " Joint Stud
202478	18312	" " Trip Lever
200299H	18312	" " " " Hinge Screw
225461	18312	Tension Bracket with 201499H
200082D	18312	" " Screw
228026	18312	" " " Washer
2102	18312	" Disc
13710	18312	" Spring

## ACCESSORIES

No.	Plate	Name
201499H	18312	Tension Stud
201572H	18312	" " Thumb Nut
225462	18312	Bobbin Winder Tension Bracket complete, Nos. 13710, 201572H, 225461 and two 2102
259662	18312	Bobbin Winder and Tension Bracket Base
259462	18312	Universal Bobbin Winder complete, Nos. 200056E, 200082D, 200113F, 200299H, 202478, 225381, 225444, 225453 to 225456, 225458, 225462, 228026, 259428, 259429, 259461, 259662, two each 225459 and wood screws 3/4 in., No. 12, R. H. B.

## KNEE LIFTER

228359	18333	Rock Lever with two 350231C
228486	18333	" " Bracket with 200347C and three wood screws 7/8 in., No. 12
228361	18333	Rock Lever Bracket 228486 with 228359, 228363, 228367, 228386 and 228455
228370	18333	Rock Lever Extension with 200529C
350231C	18333	" " " " Set Screw
228363	18333	" " Hinge Pin
228364	18333	" " Knee Plate with 350231C
228388	18333	" " " " Arm
350231C	18333	" " " " " Set Screw
350231C	18 33	" " " " Set Screw
228455	18333	" " Position Spring
228365	18333	" " Rod
200529C	18333	" " " Set Screw
228386	18333	" " Spring
228367	18333	" " Stop Stud
200347C	18333	" " " " Set Screw
228371	18333	Knee Lifter Rock Lever complete, Nos. 228361, 228364, 228365, 228370 and 228388

(Other Knee Lifter parts are listed with parts of Machine Head)



**BOBBIN WINDER**  
(SWINGING AUTOMATIC, RIGHT HAND)  
FOR 5/16" ROUND BELT DRIVE

Note: Same as 259462 "V" belt Bobbin Winder with the following exceptions:

No.	Plate	Name
225368	18312	Pulley with 200380C
259430	18312	Bobbin Winder and Tension Bracket Base
259431	18312	Universal Bobbin Winder complete, Nos. 200056E, 200082D, 200113F, 200299H, 202478, 225368, 225381, 225444, 225453 to 225456, 225458, 225462, 228026, 259428 to 259430, two each 225459 and wood screws 3/4 in., No. 12, R. H. B.

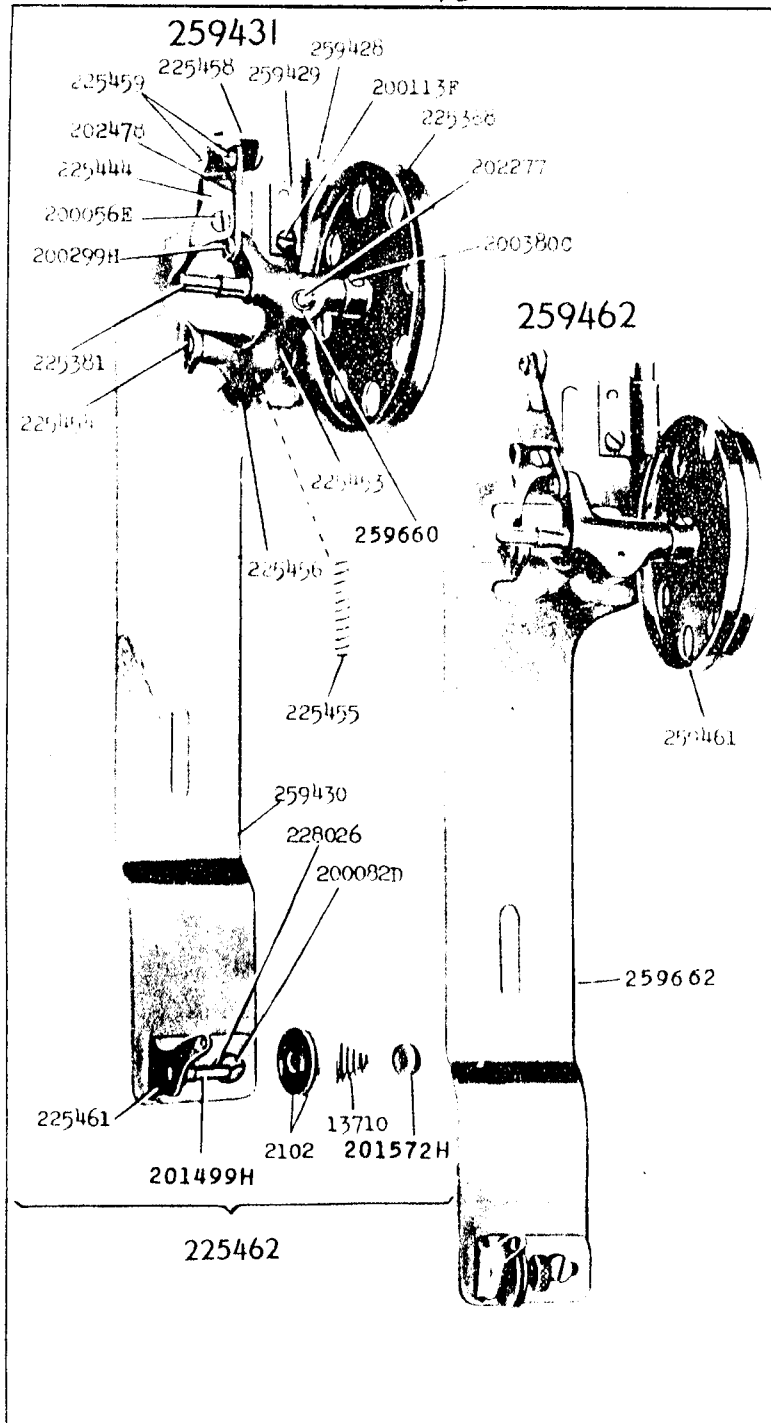
**THREAD UNWINDER**

228692	18362	Spool Pin
201528H	18362	" " Nut
228693	18362	" " Washer
225257	18362	" Rest (for two spools) (flat) with 201018C, two each 201528H, 228692 and 228693
150203	18362	Spool Rest Cushion (felt)
225388	18362	" " Rod
200383C	18362	" " " Set Screw
201018C	18362	" " Set Screw
259658	18362	" Stand with 200383C
225391	18362	Thread Guide
201696H	18362	" " Lock Nut
225326	18362	" " Position Cup
225324	18362	" " Rod with 208AL and 225322
208AL	18362	Thread Guide Rod Screw
225322	18362	" " " Washer
225258	18362	Thread Unwinder (for two spools) complete, Nos. 201696H, 225257, 225324, 225326, 225388, 259658, two each 150203, 225391 and three wood screws 7/8 in., No. 12

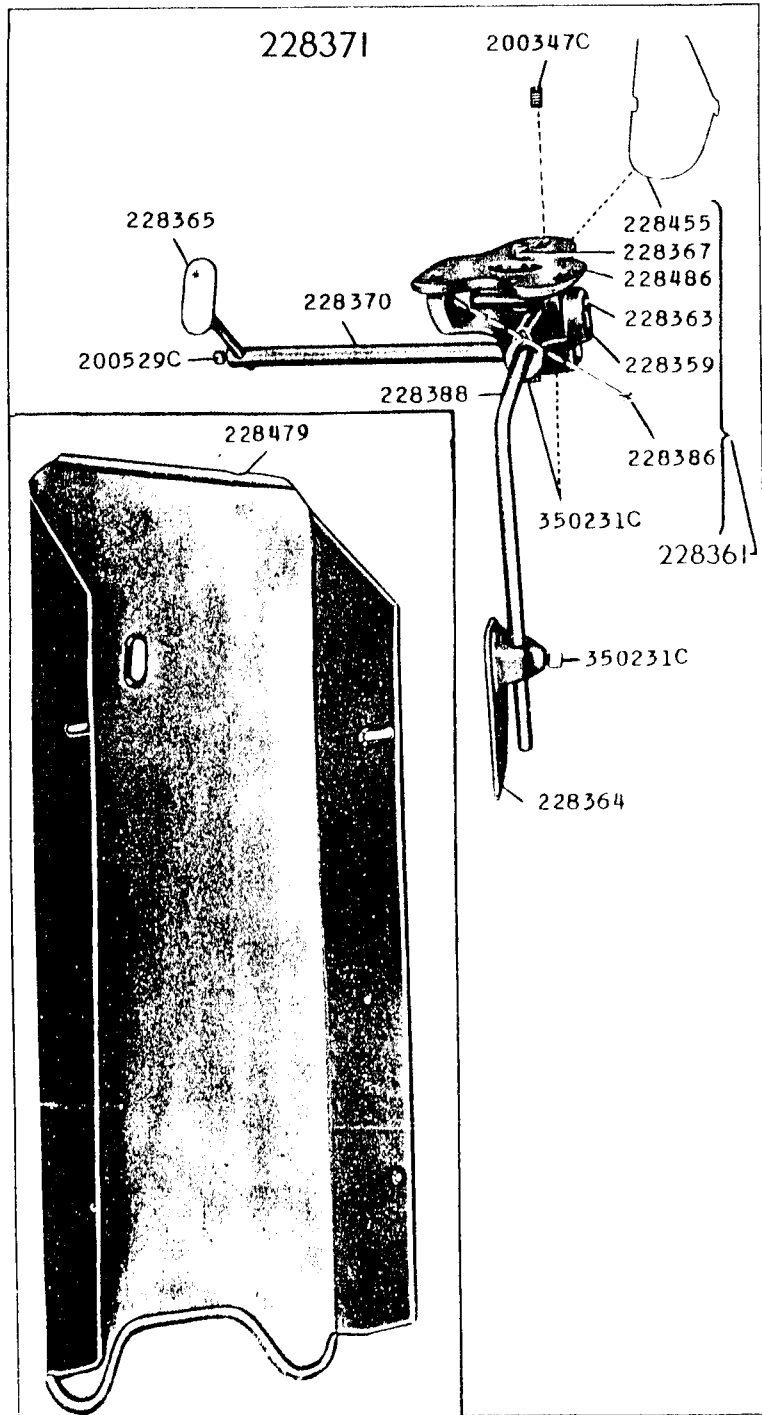
**MISCELLANEOUS PARTS**  
USED IN CONJUNCTION WITH  
THREAD UNWINDER

No.	Plate	Name
259370	18362	Spool Pin
259378	18362	" " Arm with 217E and 259379
232896	18362	" " " Bracket with two 448AL
448AL	18362	" " " " Set Screw
448AL	18362	" " " " Set Screw
259371	18362	" " Cap (bakelite)
1010F	18362	" " " Hinge Screw
259379	18362	" " Retaining Spring
217E	18362	" " " " Screw
259372	18362	" " Washer
259373	18362	Spool Pin complete, Nos. 1010F and 259370 to 259372
60913	18362	Spool Weight with 60914
60914	18362	" " Center Pin
225377	18362	" Wire for small spools
27739	18362	Thread Cone (wood)
225390	18362	" " Holder

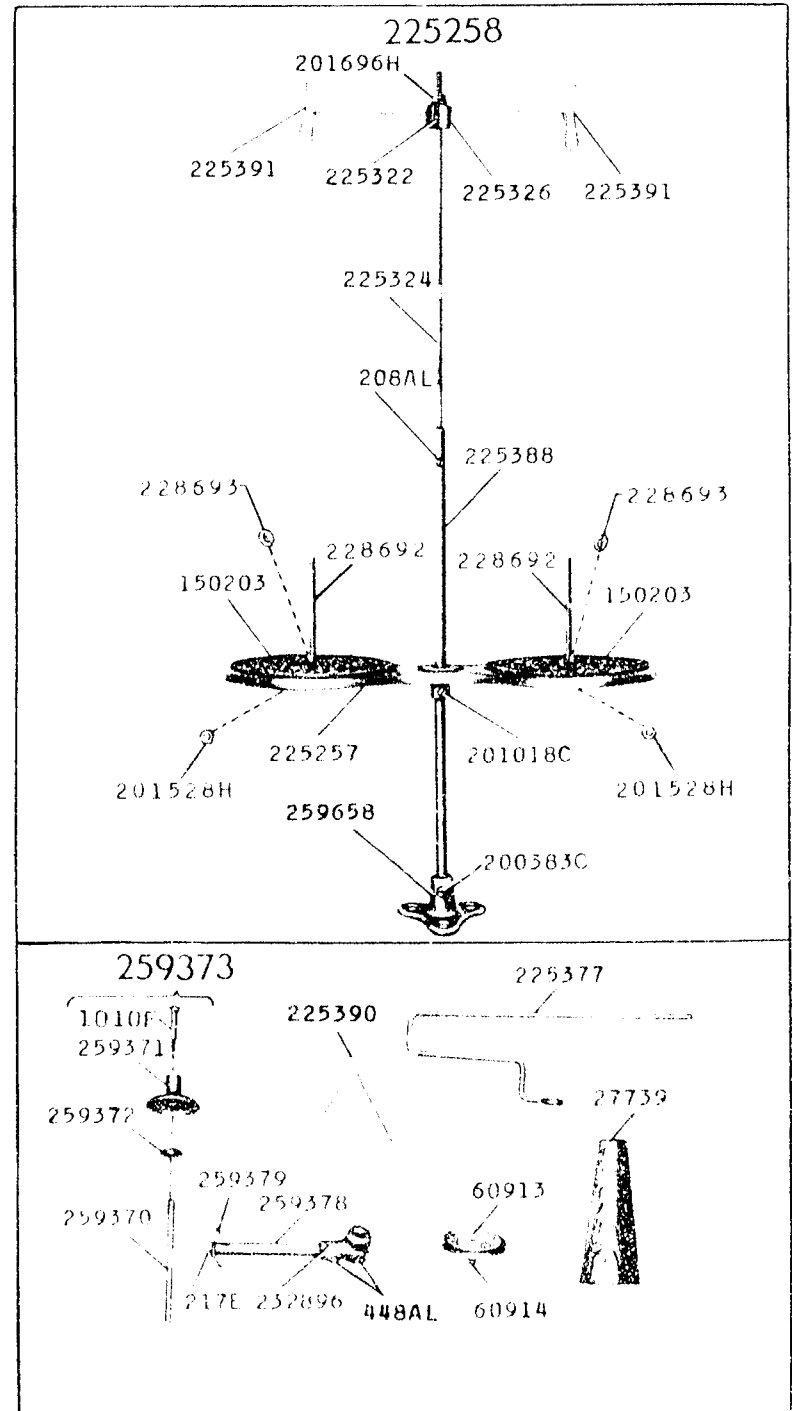
18312 - 3/8



18333 - 1/4



18362 - 1/6

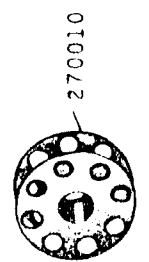
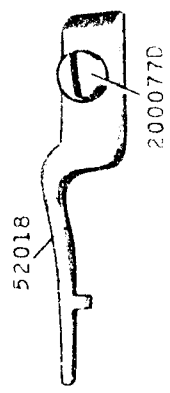
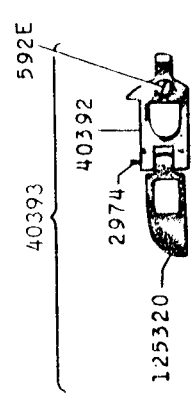
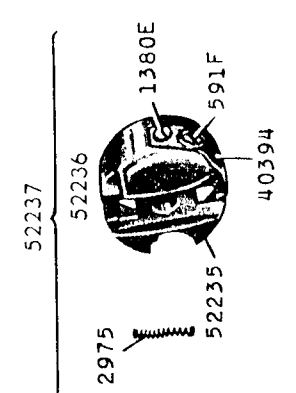
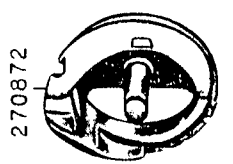
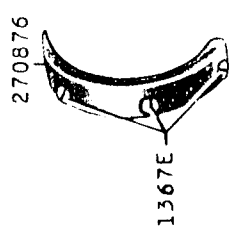
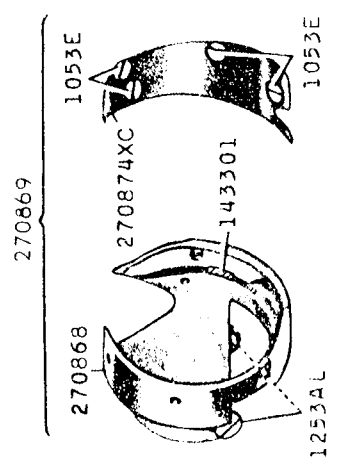


18379 - 3/4

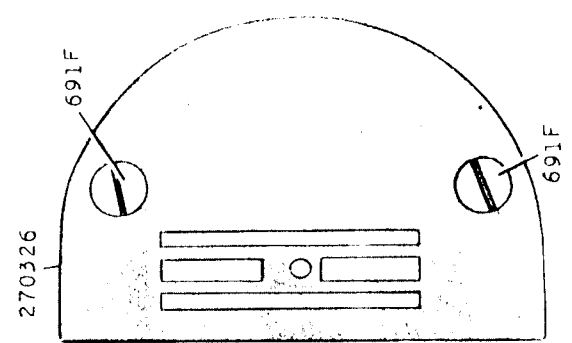
270871

270870

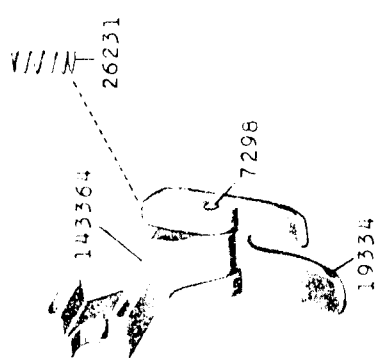
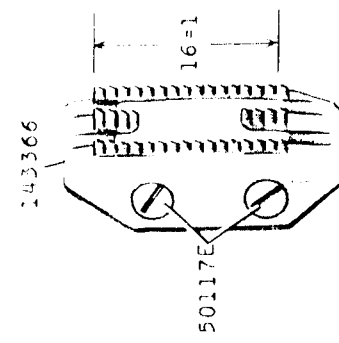
270873



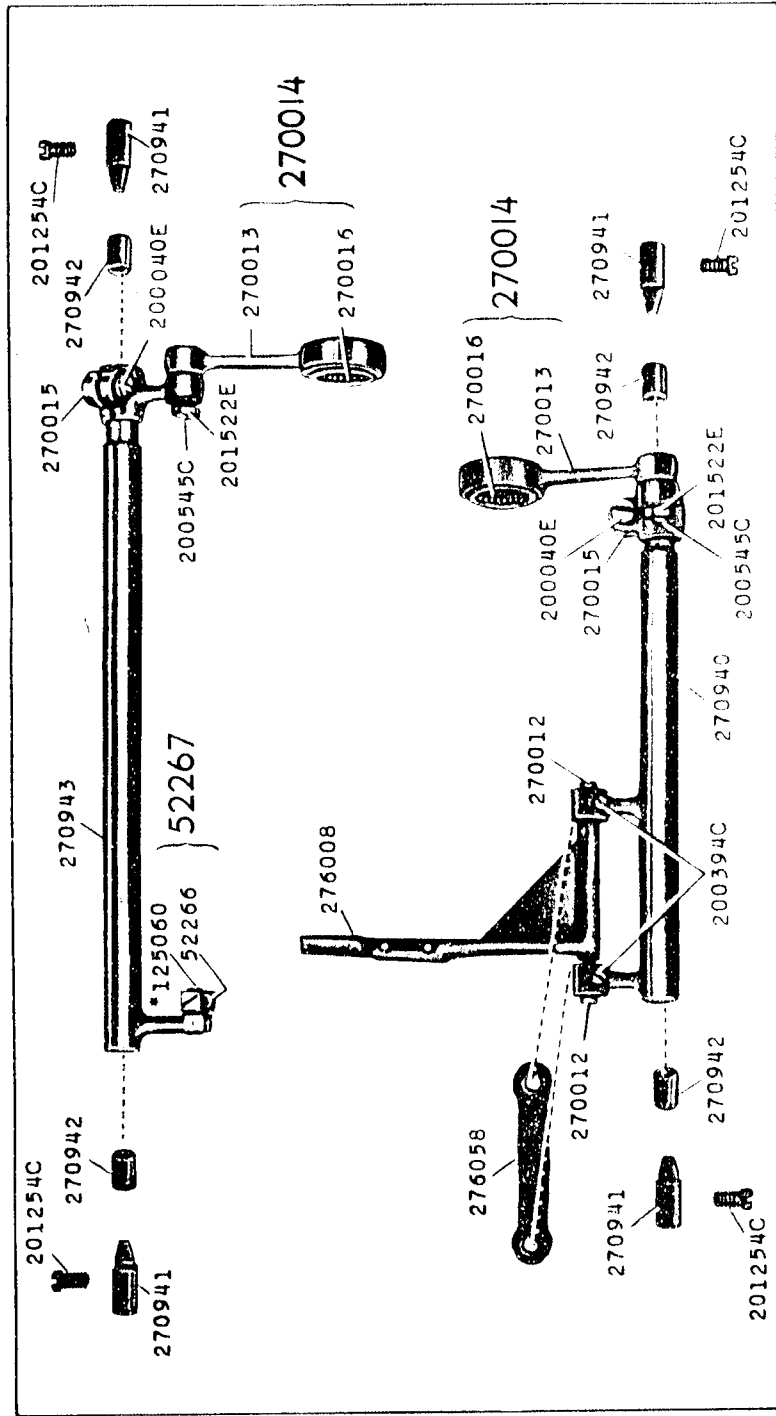
18392



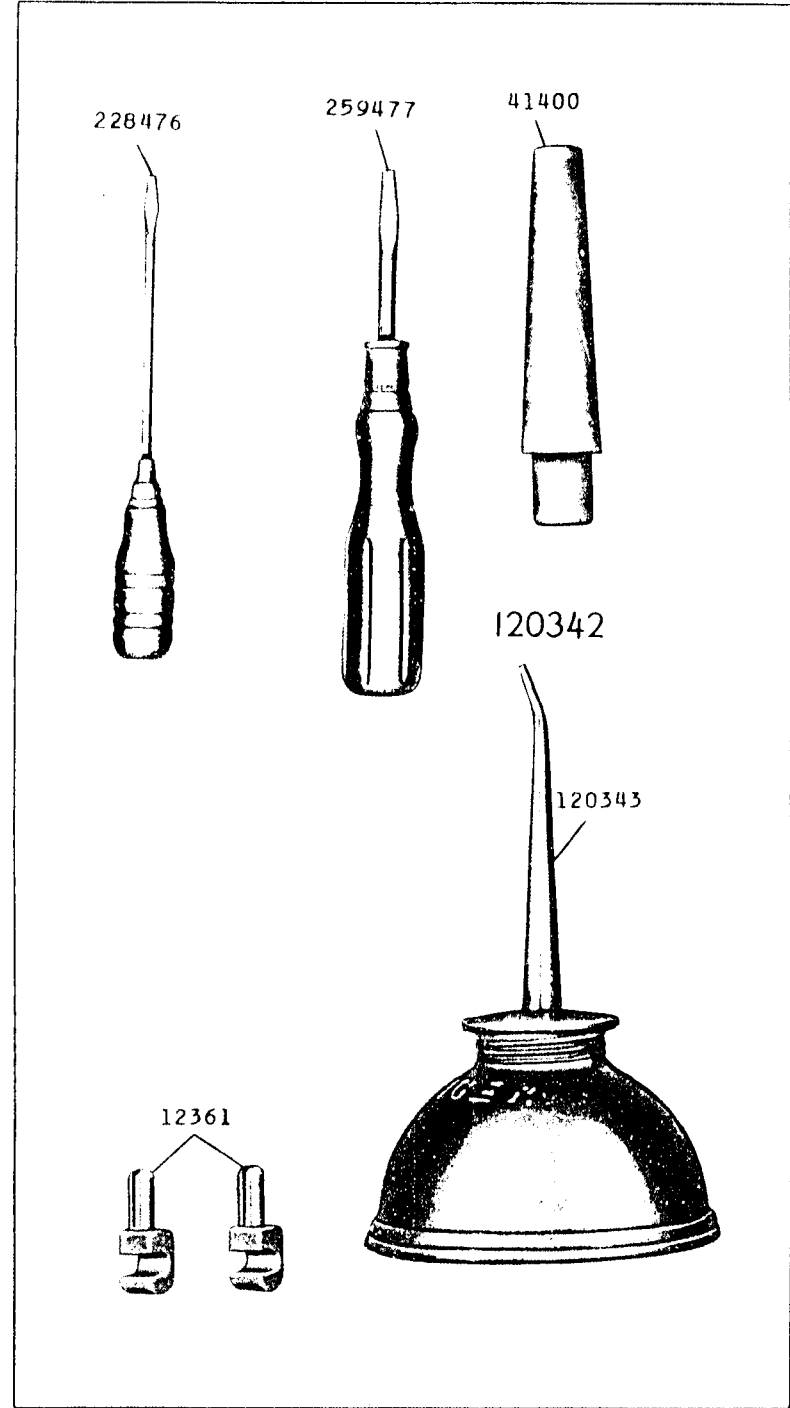
143365



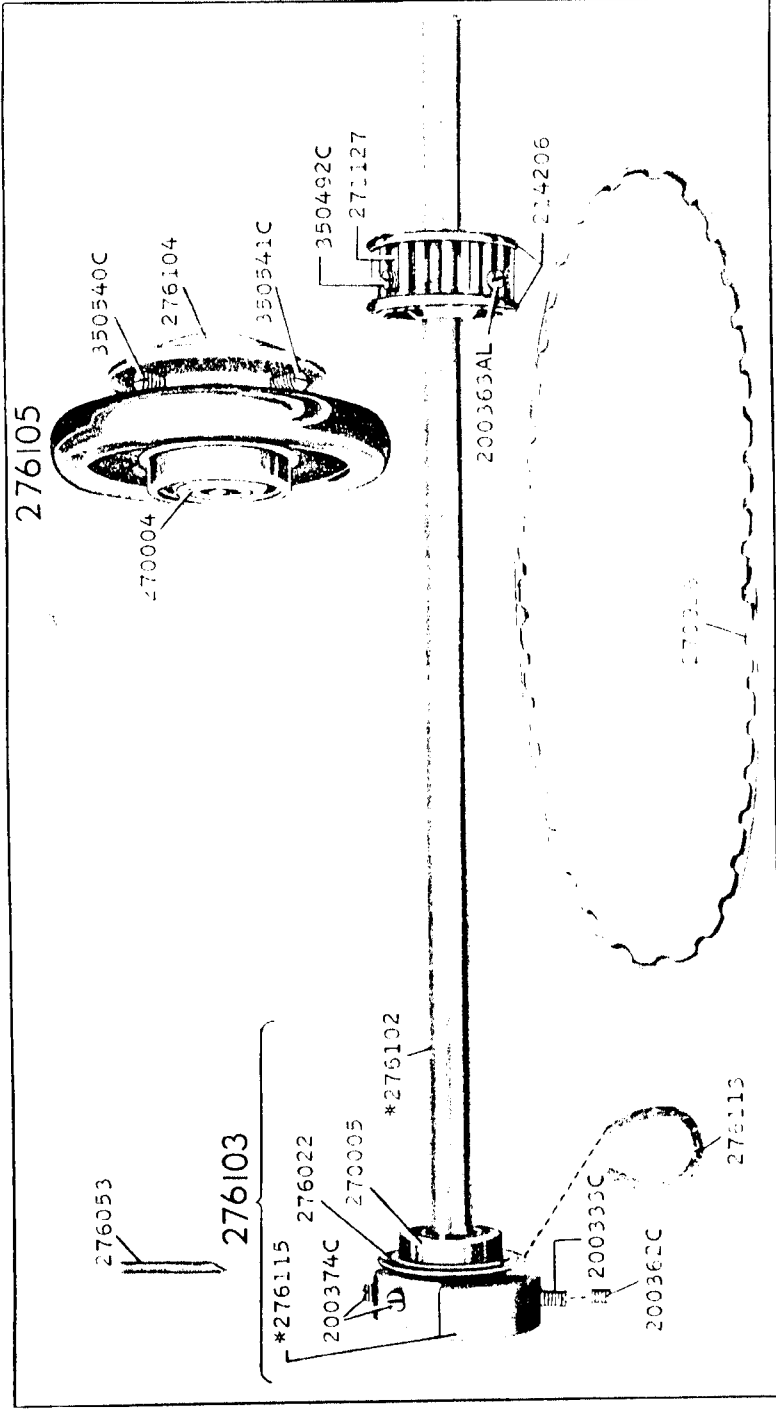
18477-3/8



18482-1/2



18483 - 3/8



18484-3/8

