

SINGER
142W27

Form 3043w
(751)
Printed in U.S.A.

LIST OF PARTS



MACHINE No. 142w27

**** A TRADE MARK OF
THE SINGER MANUFACTURING COMPANY**

INSTRUCTIONS FOR OILING

To ensure easy running and prevent unnecessary wear of the parts which are in movable contact, the machine requires oiling and when in continuous use, "TYPE A" or "TYPE C" OIL, sold only by Singer Sewing Machine Company, should be applied at the beginning of each working day to all oil holes marked "OIL", as instructed in Form 3067w.

"TYPE C" OIL is stainless.

INDEX

	Page
Accessories.....	10
Machine No. 142w27.....	5
Numerical List of Parts.....	13
Stand.....	10
Table.....	11
Work Plate.....	11

INSTRUCTIONS FOR ORDERING

In ordering from this list, use **ONLY** the **PART** number in the **FIRST** column.

The number stamped on a Sewing Machine Part is the number of the Single Part only, except when the part includes Set Screws, Clamping Screws, Studs and Rollers Spun on, Small Wires riveted, or Parts soldered together, etc., which it is necessary to furnish in combination.

Every combination of parts sent out has its specific number which, although not stamped on Parts (except in above case), must be used when ordering the combination.

Each number always indicates the **SAME PART** in whatever list it appears, or for whatever Machine.

The letters after some of the numbers indicate the style of finish only, as follows:

- A Hardened, Polished, Nickel Plated and Buffed.
- AL Heat Treated for Toughness.
- B Polished, Nickel Plated and Buffed.
- C Hardened only.
- D Polished only.
- E Soft, Not polished.
- F Hardened and Polished.
- H Blued.
- J Nickel Plated only.
- R Merlized.
- X Black Oxide, for Iron and Steel.
- XC Hardened and Black Oxide, for Iron and Steel.
- Y Black Nickel Plated only.
- Z Chromium Plated.

These letters **MUST BE USED** when they appear in the list and **AFTER** the number, as in the list.

In this series


1 to 1500, 200001 to 201500 and 350001 to 351500 are Screw Numbers.
1501 to 1800, 201501 to 201800 and 351501 to 351800 are Nut Numbers.
1801 to 2000, 201801 to 202000 and 351801 to 352000 are Roller Numbers.
2001 to 50000 and 202001 to 350000 are Numbers of Machine Parts.

The figures in the second column refer only to the plate in which the illustration of the part is shown and are **NOT TO BE USED** in ordering.

Two or more numbers over a cut indicate that the difference between such parts is not visible in an illustration.

Parts marked with an asterisk (*) are furnished only when repairs are made at the factory.

LIST OF PARTS COMPLETE FOR



MACHINE No. 142w27

SHORT ARM. HORIZONTAL CYLINDER.

SINGLE NEEDLE. LOCK STITCH.

NO FEED MOTION.

MOTOR MOUNTED ON MACHINE.

PRESSER FOOT RISES AUTOMATICALLY AFTER
EACH STITCH FOR DARNING SHIRTS, SOCKS,
SWEATERS AND SIMILAR WORK.

No.	Plate	Name
*241241	-----	Arm with 202135
203091	13687	" Cap
200278H	13687	" " Screw
202248	13687	" " " Washer
203089	13687	" " Spool Holder Base
203090	13687	" " " " " 203089 with 200079H and 204296
200585H	13687	Arm Cap Spool Holder Base Screw
204296	13687	" " " " Wire
200079H	13687	" " " " " Hinge Screw
203092	13687	Arm Cap and Spool Holder complete, Nos. 203090, 203091 and two 200585H

PARTS FOR MACHINE No. 142 w 27

No.	Plate	Name
204235	13686	Arm Position Pin (2)
200010E	13686	" Screw (3)
202005	13686	" " Washer (3)
241282	13687	" Shaft
241283	13687	" " Bushing (back) with 202244
202244	13687	" " " " Oil Packing (wick)
200338C	13687	" " " " Set Screw
207080	13687	" " " (front) with 202244
241206	13687	" " " " Oil Cup
202244	13687	" " " " Packing (wick)
200341C	13687	" " " " Set Screw
202530	13681	" " Connection Belt
202252	13681	" " " " Pulley with 200327C, 200602C and two 202253
200602C	13681	Arm Shaft Connection Belt Pulley Position Screw
200327C	13681	Arm Shaft Connection Belt Pulley Set Screw
202253	13681	" " " " Spring
		Flange
176504	13687	Balance Wheel (disc) (belt groove 2-3/4 in. diam.)
241285	13687	Balance Wheel Bushing
157C	13687	" " " Screw
256B	13687	" " Thumb Screw
248A	13687	" " " " Stop Screw
2020	13687	" " " " Washer
*241286	-----	Bed (cylinder)
241208	13686	" Base with 200364C
350426XC	13686	" " Clamping Thumb Screw
241209	13686	" " Hinge Pin
200364C	13686	" " " " Set Screw
202265	13682	Bobbin
*241272	-----	" Case
202267	13682	" " Latch
*202056	-----	" " " Pin
202269	13682	" " " Plunger
202270	13682	" " " Spring
202716	13682	" " Tension Spring
200984C	13682	" " " " Regulating Screw
200594C	13682	" " " " Screw
241273	13682	Bobbin Case complete, Nos. 200594C, 200984C, 202056, 202267, 202269, 202270, 202716 and 241272
241287	13699	Bobbin Winder Frame with 204189
241288	13699	" " " 241287 with 176517 and 241289
200235C	13699	Bobbin Winder Frame Hinge Screw
215200	13699	" " " Spring
204189	13699	" " " Hook
350428E	13699	" " " " Screw Stud
176517	13699	" " Pulley
241289	13699	" " Spindle
202482	13699	" " Tension Disc
350429F	13699	" " " " Screw
201650H	13699	" " " " Lock Nut
203357	13699	" " " " Washer

PARTS FOR MACHINE No. 142 w 27

No.	Plate	Name
241293	13699	Bobbin Winder Tension Spring
241294	13699	Bobbin Winder Tension complete, Nos. 201650H, 203357, 241293, 350429F and two 202482
241229	13681	Cylinder End Cover
241211	13681	" " " Cap
350427D	13681	" " " " Hinge Screw
201537E	13681	" " " " " " Nut
200577A1	13681	" " " " Screw
241230	13681	Cylinder End Cover and Thread Cutter complete, Nos. 201537E, 241211, 241229, 241231 to 241233, 350427D and two 200590H
233714	13686	Face Plate
202135	13686	" " Position Pin
200462H	13686	" " Thumb Screw
241237	13682	Hook (sewing) with two 462AL
241238	13682	" 241237 with 45761, 200145C, 200596F, 200614C and 206852
241239	13682	Hook and Bobbin Case complete, Nos. 241238 and 241273
206852	13682	Hook Gib
200614C	13682	" " Hinge Screw
200596F	13682	" " Screw
462AL	13682	" Set Screw
241212	13681	" Shaft
202321	13681	" " Bushing (back)
241213	13681	" " " (front)
200347C	13681	" " " Set Screw (2)
202323	13681	" " Connection Belt Pulley with 202324 and two 201018C
201018C	13681	Hook Shaft Connection Belt Pulley Set Screw
202324	13681	" " " " Spring
		Flange
45761	13682	Hook Washer
200145C	13682	" " Screw
MUI-8	-----	Motor with 193231
194933	13699	" Belt (moulded)
241299	13699	" Bracket
200019E	13699	" " Screw
202622	13699	" " " Washer
193231	13699	" Pulley (moulded)
350542X	13699	" Screw (4)
202326	13697	Needle Bar with 200141F
263156	13697	" " Bushing
263157	13697	" " " 263156 with 202326
200352C	13697	" " " Set Screw
233642	13697	" " Connecting Link
208558	13697	" " " " Oil Guard with 223655 and 224572
201183D	13697	Needle Bar Connecting Link Oil Guard Screw
223655	13697	" " " " Oiling Felt
224572	13697	" " " " " Rivet
*206891	-----	" " " Stud
202329	13697	" " " " 206891 with 200086C and 202330
202330	13697	Needle Bar Connecting Stud Oil Packing (wick)
200086C	13697	" " " " Pinch Screw

PARTS FOR MACHINE No. 142 w 27

No.	Plate	Name
233627	13697	Needle Bar Crank with 200335C, 200383C, 200428C and 201012C
203172	13697	Needle Bar Crank Friction Washer
200428C	13697	" " " Position Screw
200335C	13697	" " " Set Screw
200141F	13697	" Set Screw
244033	13698	Presser Bar (hollow)
202335	13698	" " 244033 with 200074F
241535	13698	" " Bushing (lower)
233715	13698	" " " (upper)
200352C	13698	" " " Set Screw (2)
233716	13698	" " Collar with 200050C
200050C	13698	" " " Pinch Screw
233717	13698	" " Height Adjusting Collar with 200457D
200457D	13698	Presser Bar Height Adjusting Collar Thumb Screw
233718	13698	Presser Bar Lifting Bracket with 200054E
200054E	13698	" " " " Pinch Screw
241215	13697	" " " Crank with 202277
202277	13697	" " " " Oil Packing (wick)
201012C	13697	Presser Bar Lifting Crank Position Screw
200383C	13697	" " " " Set Screw
241216	13698	" " " Fork
241217	13698	" " " " Bushing
200352C	13698	" " " " Set Screw
241218	13698	" " " " Slide Block
241291	13698	" " Spring
241219	13698	" " Washer (leather)
241220	13698	" Foot
241221	13698	" " Finger Guard
200172H	13698	" " " " Screw
241222	13698	Presser Foot complete, Nos. 200172H, 241220 and 241221
200074F	13698	Presser Foot Screw
241518	13697	Take-up Lever
208557	13697	" " Driving Stud with 202277
202277	13697	" " " " Oil Packing (wick)
202400	13697	Take-up Lever Hinge Stud with 202423
202423	13697	" " " " Oil Packing (wick)
200383C	13697	" " " " Set Screw
208568	13687	" " Oil Leader
202254	13687	" " " " Packing (wick)
202401	13698	" " Oiling Felt
200132E	13698	" " " " Screw
244048	13685	Tension Disc (back)
244049	13685	" " (front)
241298	13698	" Release Bracket
241227	13698	" " Plunger
202405	13685	" " Washer
241223	13698	" Releaser
200975F	13698	" " Hinge Screw
233743	13698	" Spring
202407	13685	" Spring

PARTS FOR MACHINE No. 142 w 27

No.	Plate	Name
263106	13685	Tension Spring Washer
200625F	13685	" Stud with 204925
200061C	13685	" " Set Screw
204925	13685	" " Washer
201572H	13685	" Thumb Nut
263107	13685	Tension complete, Nos. 200625F, 201572H, 202405, 202407, 202410, 244048, 244049 and 263106
202410	13685	Thread Controller Spring
241443	13685	" " " Stop
200132E	13685	" " " " Screw
241231	13681	" Cutter
241232	13681	" " Guard
200590H	13681	" " " Screw
241233	13681	" " Thread Holder (coiled wire)
202412	13687	" Guide
202414	13685	" Guide
202415	13685	" Guide
202417	13685	" Guide
263118	13697	" " (on Needle Bar Bushing)
200582H	13685	" " Screw
200355H	13685	" " Set Screw
200397C	13685	" " " Screw
240034	13685	" Retainer
200366H	13685	" " Set Screw
193700	13699	Three-Pin Terminal Body (male half)
51582	13699	" " " " " " Post
		Thumb Nut
701719	13699	Three-Pin Terminal Body (male half) Post Washer
192797	13699	Three-Pin Terminal Body (male half) complete, Nos. 193700, three each 51582 and 701719
145R	13699	Three-Pin Terminal Body (male half) Screw

SINGER Needles should be used
in **SINGER** Machines
These Needles and their Containers
are marked with the
Company's Trade Mark "SIMANCO.***" 1

Needles in Containers marked
"FOR SINGER MACHINES"
are NOT **SINGER** made needles. 2

ACCESSORIES

No.	Plate	Name
202265	13682	Bobbin (5)
190613	13699	Motor Lubricant (tube)
228476	13686	Screw Driver (Bobbin Case)
135x1	-----	Needles, six, size 18
195994	-----	Foot Controller complete
196036	-----	Knee Controller Outfit complete
51078	13686	Machine Bolt (3)
6055	13686	" " Washer (3)
120342	13686	Oiler (copper plated) with 120343
120343	13686	" Spout (3-1/2 in. long)
225498	13686	Screw Driver (7-1/4 in. long)
196034	-----	Treadle Controller complete
Note: Treadle Controller complete 196034 is furnished with this machine unless otherwise specified on order.		
225554	13686	Wrench (steel)

STAND

152069	13696	Leg (left or right) with two 152038
152070	13696	" Brace (back) with 51083R and wood screw 1 in., No. 12, R. H. blacked
152071	13696	Leg Brace (front) with 51083R and wood screw 1 in., No. 12, R. H. blacked
51083R	13696	Leg Brace Bolt with 51581R
51581R	13696	" " " Nut
152038	-----	" Slide
46859	13696	Starting Treadle
61622	13696	" " Pitman Rod (lower)
46860	13696	" " " " (upper)
1520R	13696	" " " " " Lock Nut
80223	13696	" " " " Clamp with 361C
361C	13696	Starting Treadle Pitman Rod Clamp Set Screw
46861	13696	Starting Treadle Pitman Rod complete, Nos. 1520R, 46860, 61622 and 80223
46862	13696	Starting Treadle Position Collar with 51089R
51089R	13696	" " " " Clamping Bolt with 51581R
51581R	13696	Starting Treadle Position Collar Clamping Bolt Nut

STAND

No.	Plate	Name
46863	13696	Starting Treadle Support Rod
1506R	13696	" " " " Nut
46915	13696	Stand complete, Nos. 46859, 46861, 46863, 152070, 152071, two each 1506R, 46862 and 152069

TABLE

29737	13696	Table, 32 in. long, 16-1/2 in. wide, 1-1/4 in. thick, with one drawer at left hand side, with 82800, two 87374, four each wood screws 3/4 in., No. 10, R. H. M. F. and 1-1/8 in., No. 7, F. H.
82800	13696	Drawer (wood)
87374	13696	" Runner (wood)

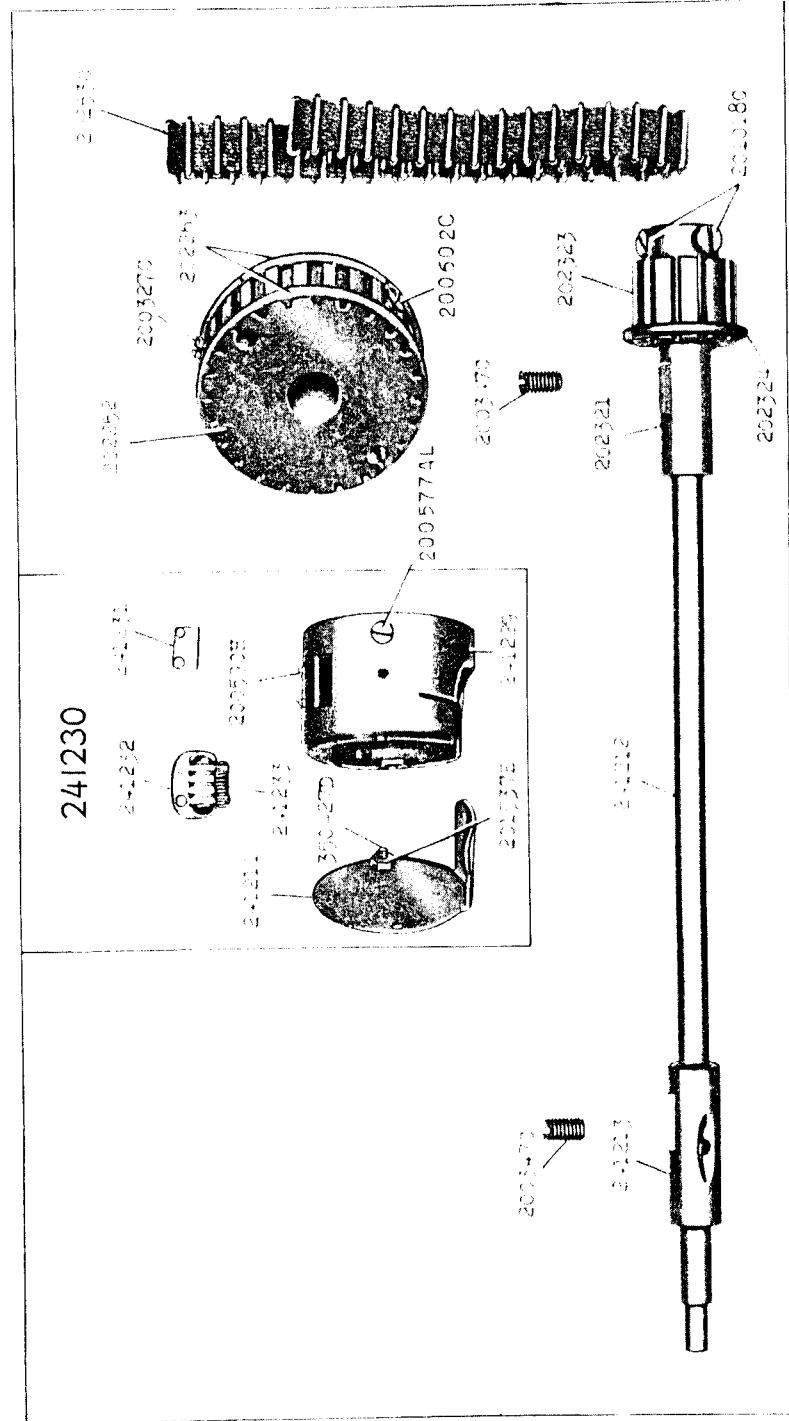
WORK PLATE

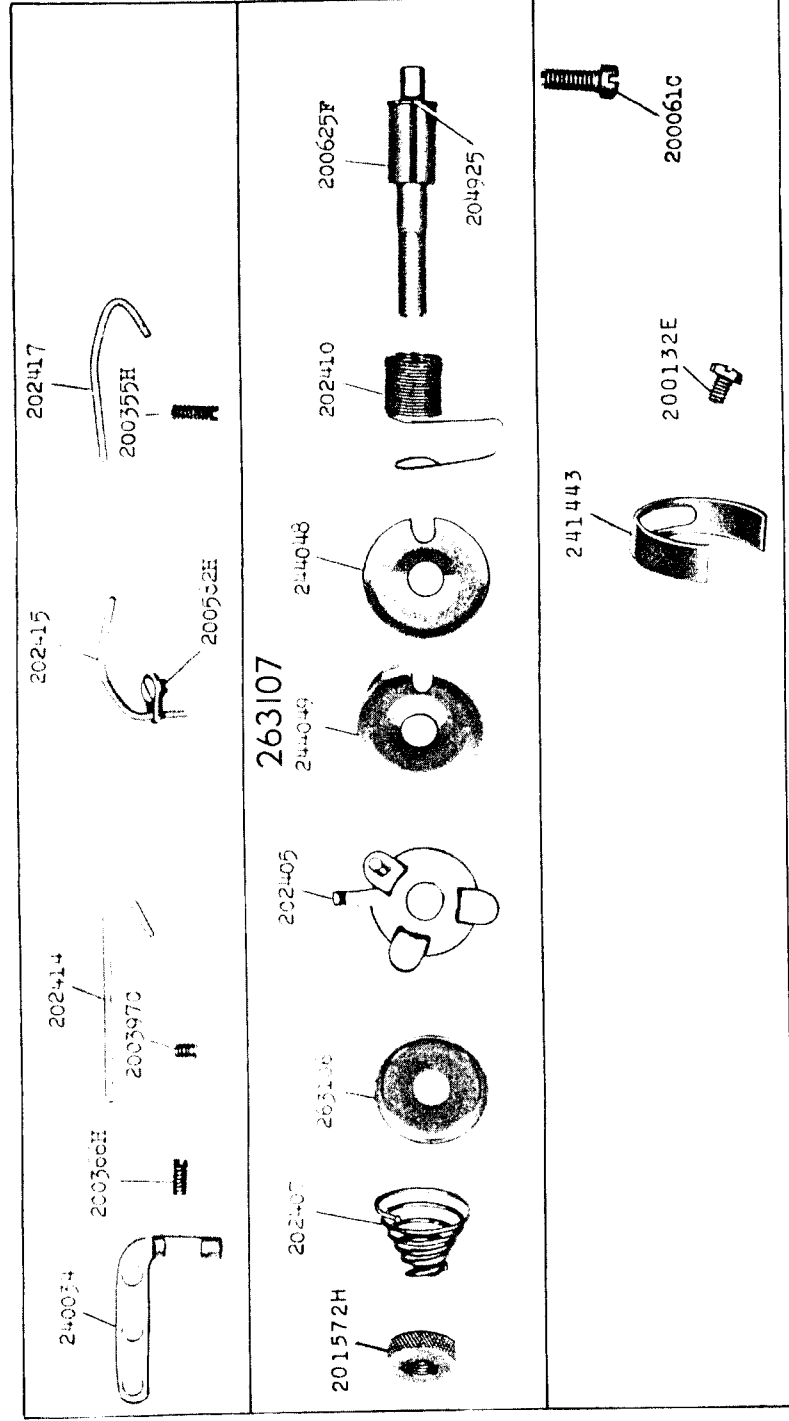
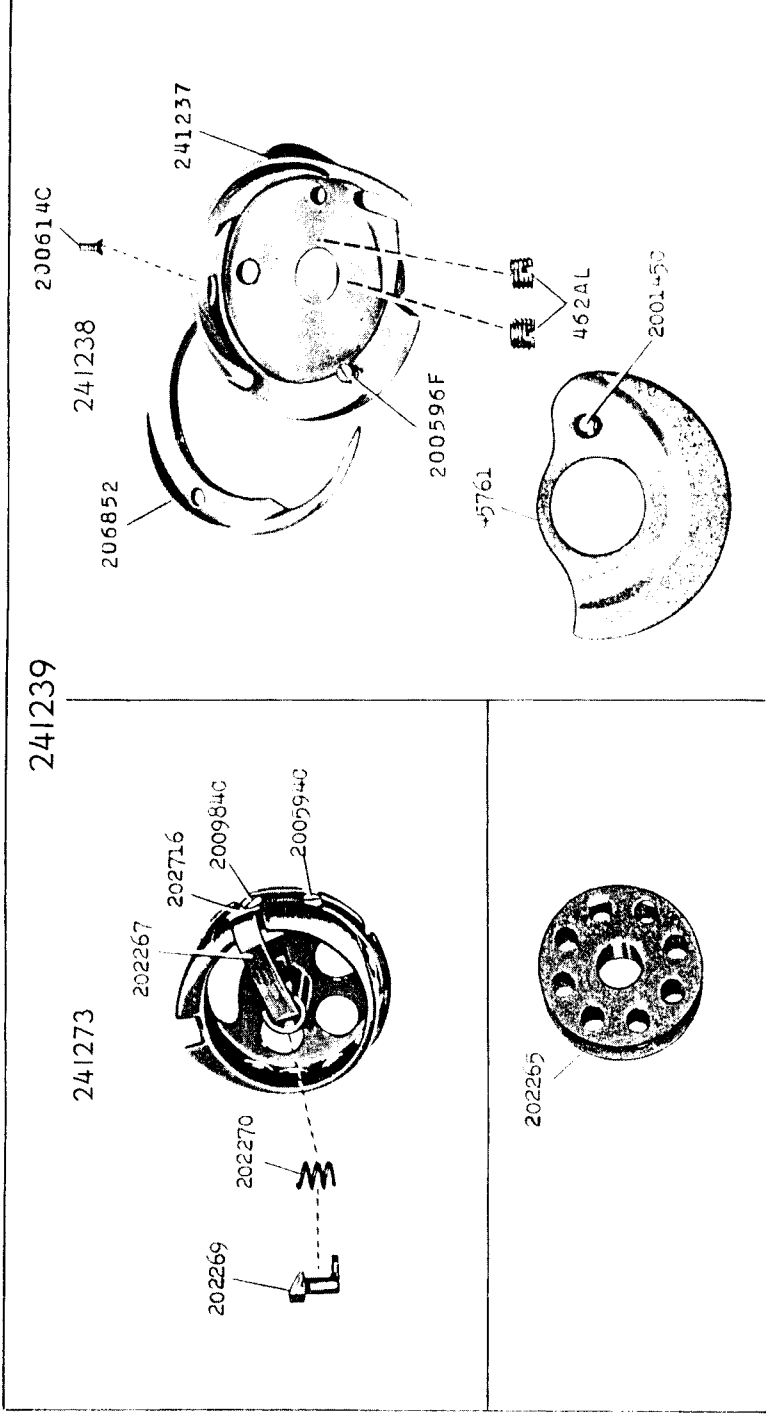
241224	13693	Work Plate
691F	13693	" " Screw
241226	13693	" " Yoke
200728B	13693	" " " Thumb Screw
241225	13693	Work Plate complete, Nos. 200728B, 241224, 241226 and two 691F

13681 - 1/2

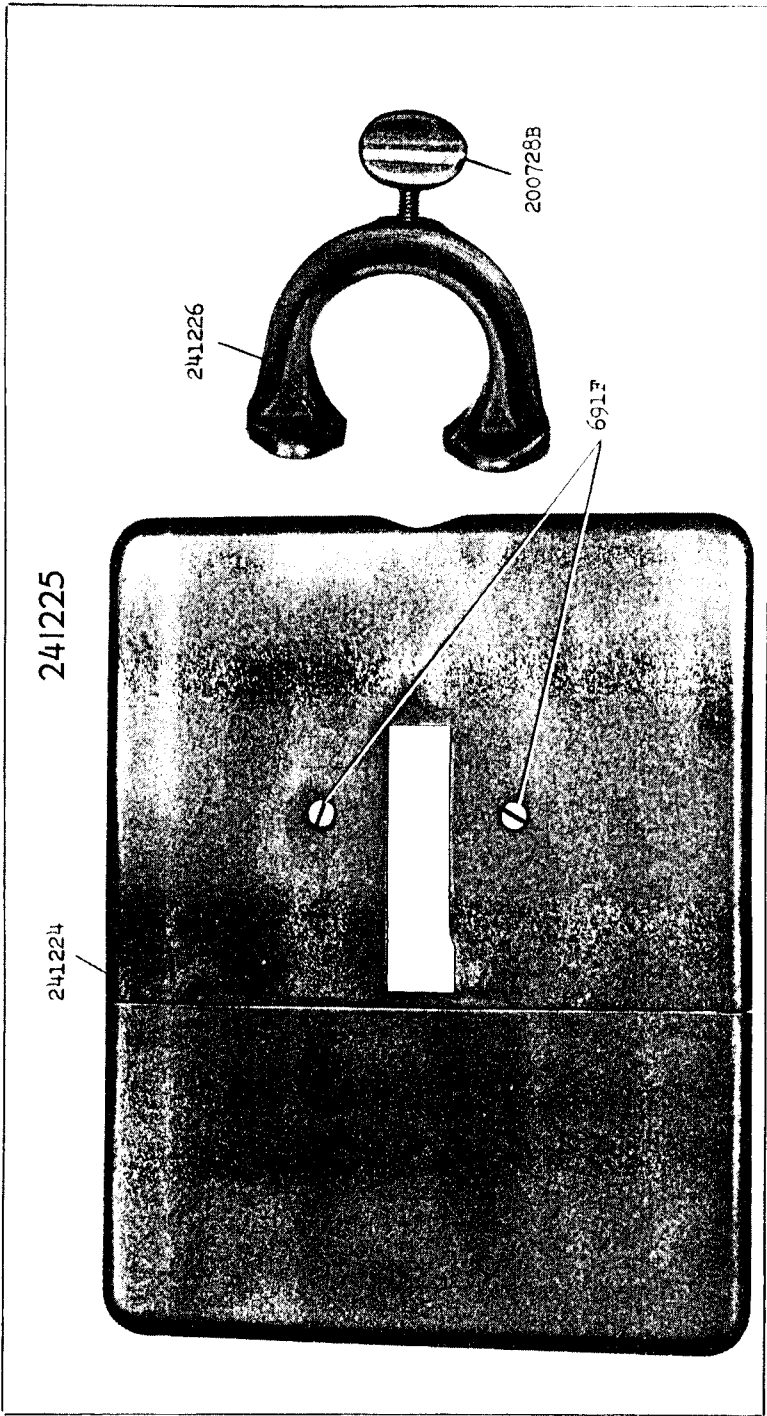
SINGER Needles should be used
in **SINGER** Machines
These Needles and their Containers
are marked with the
Company's Trade Mark "SIMANCO.***" 1

Needles in Containers marked
"FOR SINGER MACHINES"
are NOT **SINGER** made needles. 2

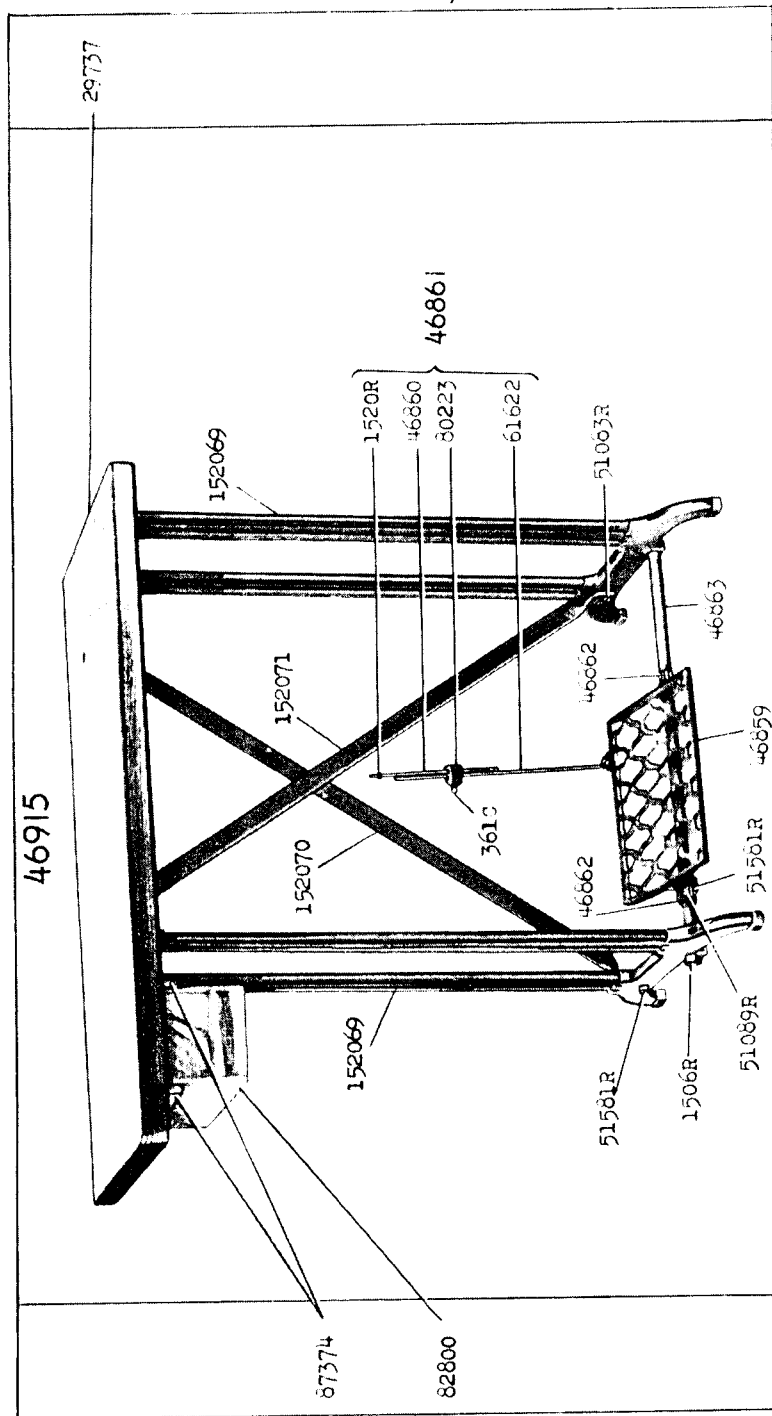




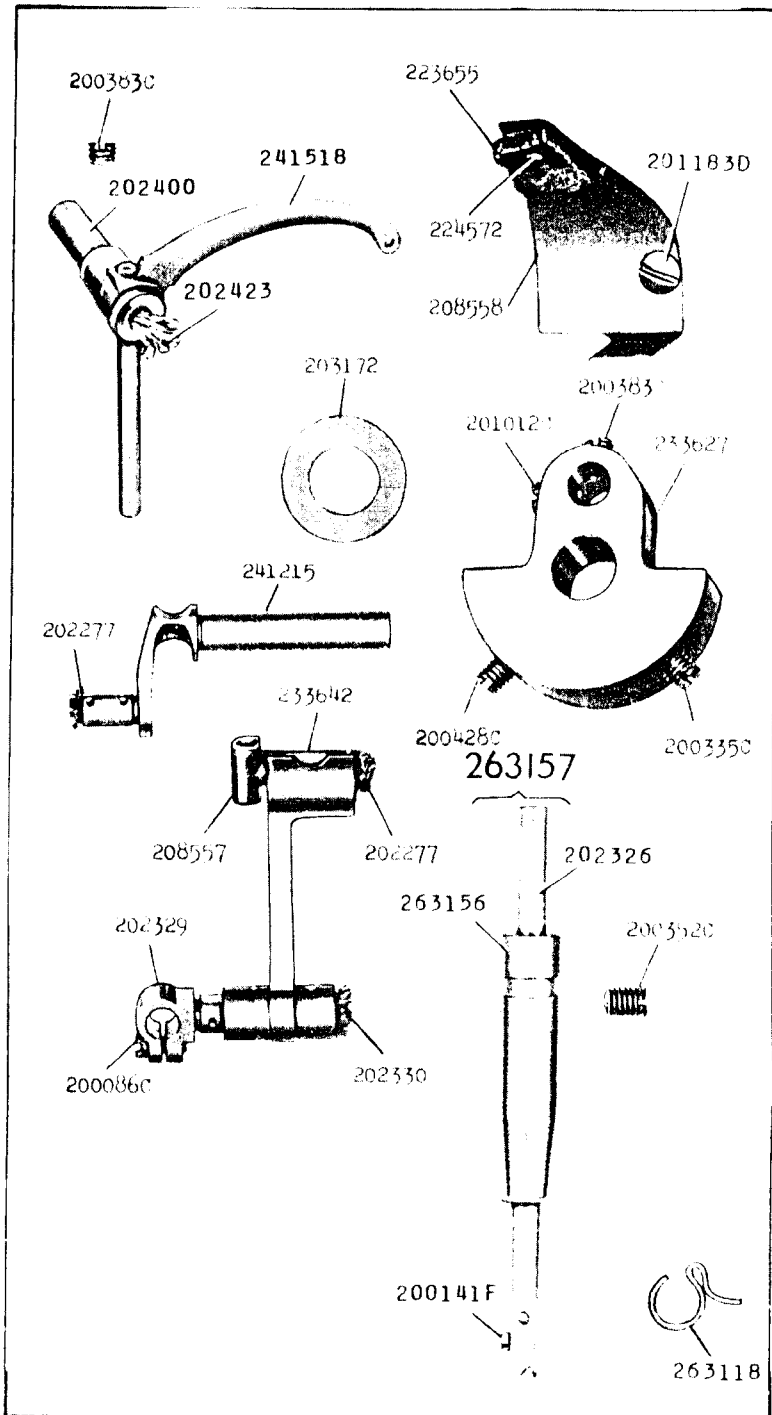
13693 - 1/2



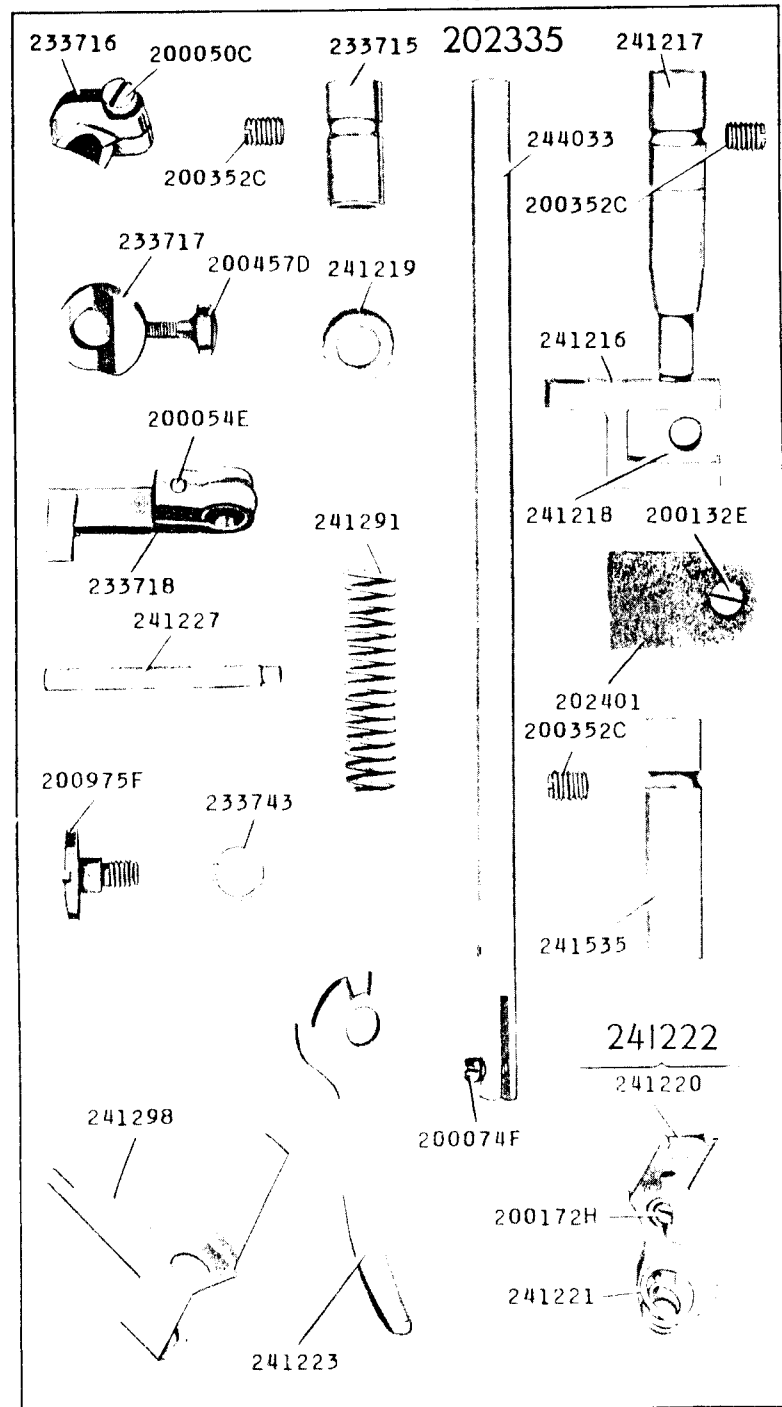
13696 - 1/9



13697 - 2/3



13698 - 5/8



13699-1/2

