

SINGER
12W12,W113,W116

LIST OF PARTS



MACHINES

Nos. 12w12, 12w113 and
12w116

INDEX

	PAGE
ACCESSORIES	26
BED FRAMES	35
BOBBIN WINDER	26
CABINET TRIMMINGS	36
FEED WHEELS	30
KNEE LIEGER	27, 28, 29
MACHINE No. 12w12	7
" " 12w113	16
" " 12w116	17
NUMERICAL LIST OF PARTS	41
OBSOLETE PARTS	40
PRESSER FEET	30
ROLLER PRESSERS	31
STAND	38
THROAT PLATES	34

THE SINGER MANUFACTURING COMPANY

Instructions for Ordering

In ordering from this list, use **ONLY** the **PART** number in the **FIRST** column.

The number stamped on a Sewing Machine Part is the number of the Single Part only, except when the part includes Set Screws, Clamping Screws, Studs and Rollers spun on, Small Wires riveted, or Parts soldered together, etc., which it is necessary to furnish in combination.

Every combination of parts sent out has its specific number which, although not stamped on Parts (except in above cases) must be used when ordering the combination.

Each number always indicates the **SAME PART** in whatever list it appears, or for whatever Machine.

The letters after some of the numbers indicate the style of finish only, as follows:

- A. Hardened, Polished and Plated.
- B. Polished and Plated.
- C. Hardened only.
- D. Polished only.
- E. Soft, not polished.
- F. Hardened and Polished.
- H. Blued.

These letters **MUST BE USED** when they appear in the list and **AFTER** the number, as in the list.

In this series

- 200001 to 201500 are Screw Numbers.
- 201501 to 201800 are Nut Numbers.
- 201801 to 202000 are Roller Numbers.
- 202001 and upward are numbers of Machine Parts.

The figures in the second column refer only to the plate in which the illustration of the part is shown and are **NOT TO BE USED** in ordering.

Two or more numbers over a cut indicate that the difference between such parts is not visible in an illustration.

Parts marked with an asterisk (*) are furnished only when repairs are made at the factory.

LIST OF PARTS COMPLETE

FOR

MACHINE No. 12w12

WHEEL FEED, ROLLER PRESSER

For Leather and Gloves.

No.	Plate	Name
*204161	-	Arm with 200439c, 202036 and 204705
204163	12718	" Cap
200278u	10431	" " Screw
202248	12726	" " Washer
204235	12725	" Position Pin (3)
200963e	10434	" Screw (3)
202005	10434	" " Washer (3)
204164	12719	" Shaft
204705	10569	" " Bushing (front)
200439c	10434	" " " Position Screw..
204165	10569	" " Connection with four 200054e (2)
200054e	10434	Arm Shaft Connection Screw
204173	12727	Balance Wheel, 5 1/2 in. diam. (belt groove 2 1/2 in. diam.), with 200328c and 200335e
200062u	10434	Balance Wheel Adjusting Screw ..
200328c	10434	" " Position Screw ...
200335c	10431	" " Set Screw
*204175	-	Bed with 202062, 204245, 204393 and two 200516e
202258	12153	Bed Hinge Connection (2)
200570e	10434	" " " Screw (4)
206105	10569	" Slide (back)
204177	10569	" " (front)
204178	10442	Bobbin
208462	-	" Case (solid center bearing) with 204181
204181	10442	Bobbin Case Position Finger
204182	10442	" " Tension Spring
200598c	10442	" " " " Ad- justing Screw
200592c	10442	Bobbin Case Tension Spring Screw
208463	10442	Bobbin Case complete, Nos. 200592c, 200598c, 204182 and 208462

No.	Plate	Name
204184	10570	Face Plate with 200355c, 200368a, 200688c, 200999, 204185, 204281 and two 200397H
200053c	12725	Face Plate Screw
204185	12725	" " Thread Guide
200397H	12309	" " " " Set Screw
204300	12719	Face Plate complete, Nos. 200113c, 200135c, 200309E, 200319c, 200577H, 204059, 204184, 204267, 204272, 204277 to 204280 and 204330 ..
204301	10468	Feed Driving Cam with 200382c and 200437
204192	10436	Feed Driving Cam Fork Lever with 204195 and 204293
204193	10569	Feed Driving Cam Fork Lever Con- nection with 200668c and 201525c
204194	10438	Feed Driving Cam Fork Lever Con- nection Clamp with 200031 ..
200031E	10438	Feed Driving Cam Fork Lever Con- nection Clamp Pinch Screw
200668c	10438	Feed Driving Cam Fork Lever Con- nection Clamp Screw Stud
201525E	12725	Feed Driving Cam Fork Lever Con- nection Clamp Screw Stud Nut
200002E	10436	Feed Driving Cam Fork Lever Con- nection Hinge Screw
201522E	10436	Feed Driving Cam Fork Lever Con- nection Hinge Screw Nut
*204195	---	Feed Driving Cam Fork Lever Shaft
204197	10436	Feed Driving Cam Fork Lever Shaft Collar with 200113E
200113E	10436	Feed Driving Cam Fork Lever Shaft Collar Set Screw
204293	10436	Feed Driving Cam Fork Lever Shaft Position Pin
204196	10436	Feed Driving Cam Fork Lever Shaft Sleeve (split)
200043c	10436	Feed Driving Cam Fork Lever Shaft Sleeve Set Screw
201524E	10436	Feed Driving Cam Fork Lever Shaft Sleeve Set Screw Nut ..
204198	10569	Feed Driving Cam Fork Lever com- plete, Nos. 204192 and 204194 ..
200437c	10436	Feed Driving Cam Position Screw
200382c	12725	" " " Set Screw
204199	12719	" " Rock Shaft
206554	---	" " " " 204199 with 200002E, 201522E and 204193

No.	Plate	Name
202305	10436	Feed Driving Rock Shaft Center (2)
200043c	10436	" " " " " Set Screw (2)
204201	12725	Feed Lifting Cam Crank with 200335c, 200431c, 200669c and 201530E
200431c	12725	Feed Lifting Cam Crank Position Screw
200335c	10434	Feed Lifting Cam Crank Set Screw
204206	10571	" Regulating Handle
204207	10569	" " " 204206 with 200098E, 202622, 204208 to 204210, 204213 and 204925
204208	10438	Feed Regulating Handle Adjustable Stop
200098E	10438	Feed Regulating Handle Adjustable Stop Screw
204925	12718	Feed Regulating Handle Adjustable Stop Screw Washer
204209	10438	Feed Regulating Handle Position Pin
204210	10438	Feed Regulating Handle Shaft
204211	10438	" " " " Crank with 200098E
204212	10438	Feed Regulating Handle Shaft Crank Link
200271E	10438	Feed Regulating Handle Shaft Crank Link Hinge Screw (lower)
200291E	10438	Feed Regulating Handle Shaft Crank Link Hinge Screw (upper)
200098E	10438	Feed Regulating Handle Shaft Crank Set Screw
204213	10438	Feed Regulating Handle Shaft Sleeve (split)
200362c	10441	Feed Regulating Handle Shaft Sleeve Set Screw
202622	10438	Feed Regulating Handle Shaft Sleeve Washer
202036	10438	Feed Regulating Handle Stop Pin
204214	---	Feed Regulating Handle complete, Nos. 200291E, 204207, 204211 and 204212
204302	10465	Feed Wheel
223010	12725	" " Driver with 204189, 204311, two each 201209E and 201515E
201209E	12725	Feed Wheel Driver Clutch Stud ..
201515E	12725	" " " " " Nut
204308	10467	" " " Crank with two 200383c

No.	Plate	Name
200266d	10467	Feed Wheel Driver Crank Hinge Screw
200383c	10467	Feed Wheel Driver Crank Set Screw
204335	12725	Feed Wheel Driver Guide
200162d	10467	" " " " Screw ..
204310	10467	" " " " Link
200263f	10467	" " " " Hinge Screw
201528E	10467	" " " " " " " " Nut
204311	10467	Feed Wheel Driver Position Pin
204312	10467	" " " " Spring (spiral)
204189	12725	" " " " " Hook (lower)
204190	12725	Feed Wheel Driver Spring Hook (upper)
223011	----	Feed Wheel Driver and Clutch complete, Nos. 200263c, 200266d, 201528E, 204308, 204310 and 223010
204314	10465	Feed Wheel Frame with 200383c, 204190 and 204321
204315	10467	Feed Wheel Frame Adjusting Eccentric
200347c	10467	Feed Wheel Frame Adjusting Eccentric Set Screw
200383c	10467	Feed Wheel Frame Set Screw
204316	10468	" " " " Shaft
202305	10436	" " " " " Center (2)
200043c	10436	" " " " " " " " Set Screw (2)
204317	10467	Feed Wheel Friction Spring
200162d	10467	" " " " " " Screw
204318	10466	Feed Wheel Frame complete, Nos. 204302, 204314, 204317, 204320, 204335, 206047, two each 200162d and 200162b
200162d	10467	Feed Wheel Guide Screw
206047	12725	" " " " " Retaining Clutch with 204189
204320	10467	Feed Wheel Retaining Clutch Spring
204189	12725	" " " " " " " " Hook
204321	10467	Feed Wheel Retaining Clutch Spring Pin
207811	----	Feed Wheel complete, Nos. 204318 and 223011
204216	10571	Hook (sewing) with 204217
204217	12726	" " Bobbin Case Stud

No.	Plate	Name
204218	10572	Hook Bracket with 200379c and three 204234
204219	10448	Hook Bracket 204218 with 204226c
204223	"	" " " 204219 with 204222, 204224, 204225, 204221, two each 204223 and 204233
200379c	10572	Hook Bracket Adjusting Screw (lower)
200334c	10572	Hook Bracket Adjusting Screw (upper)
204222	10571	Hook Bracket Bobbin Case Stop (hinged)
204223	10448	Hook Bracket Bobbin Case Stop Hinge Pin
204224	10572	Hook Bracket Bobbin Case Stop Latch
204223	10448	Hook Bracket Bobbin Case Stop Latch Hinge Pin
204225	10572	Hook Bracket Bobbin Case Stop Latch Spring
200562c	10572	Hook Bracket Screw (lower)
200564c	10572	" " " " (upper)
204225		Hook Bracket complete, Nos. 204216 and 204223
204239	10571	Hook Driver with 204242 and 204243
204292	10571	" " " Bushing
208246	"	" " " Crank
204240	12726	" " " " 208246 with 200378c, 200662c, 201530c and two 200345c
204241	12725	Hook Driver Crank Link
200669c	10448	" " " " " Stud
201530c	10448	" " " " " " Nut
200348c	10448	" " " " " Set Screw (long)
200378c	10426	" " " " " " (short)
200662c	10448	" " " " " Stud
201530c	10448	" " " " " " Nut
204242	12726	" " " Pin
204242	12726	" " " Washer
204244	12719	" " " Driving Shaft
204245	10569	" " " " Bearing
209126	10434	" " " " " " Position Pin
200516f	10434	Hook Driving Shaft Bearing Screw
204246	10434	" " " " " Collar with two 200383c
200383c	10467	Hook Driving Shaft Collar Set Screw
204226c	10447	Hook Race, .156 in. thick, 1.906 in. diameter

No.	Plate	Name
204324	11482	Hook Race Cap (steel)
204230	10572	" " " Spring
204233	10448	" " " " 204230 with 200802E
200802E	10448	Hook Race Cap Spring Screw
204234	10572	" " Position Pin
202445	11125	Knee Lifter Connection Lever with 202446
227311	- - -	Knee Lifter Connection Lever 202445 with 200224u, 200262u, 227302 and 227308
200224u	10573	Knee Lifter Connection Lever Hinge Screw
227308	11125	Knee Lifter Connection Lever Lift- ing Rod with 202302
202302	12718	Knee Lifter Connection Lever Lift- ing Rod Cotter Pin
202446	12718	Knee Lifter Connection Lever Pin
227302	11125	" " Lifting Lever
200262u	12718	" " " " Hinge Screw
208613	12719	Needle Bar (hollow)
204247	- - -	" " 208613 with 200425e, 200175b and 204250
204248	10442	Needle Bar Connecting Link
200658c	10573	" " " " Hinge Screw Stud
201519c	10573	Needle Bar Connecting Link Hinge Screw Stud Nut
204249	10573	Needle Bar Connecting Stud with 200072c and 202277
202277	- - -	Needle Bar Connecting Stud Oil Packing (wick)
200072c	10573	Needle Bar Connecting Stud Pinch Screw
204326	- - -	Needle Bar Packing Cord (2)
200504E	10573	" " Screw Bushing (lower)
200503B	10573	" " " " (upper)
204250	10573	" " Thread Guide
200175b	10442	" " " " Set Screw
200125F	10442	" Set Screw
204252	10441	Presser Bar Lifter
200550c	10441	" " " Hinge Screw ..
204253	10441	" " Lifting Bracket with 200086c
200086c	10441	Presser Bar Lifting Bracket Pinch Screw
204254	10441	Presser Bar Lifting Bracket Posi- tion Guide

No.	Plate	Name
200362c	10441	Presser Bar Lifting Bracket Posi- tion Guide Set Screw
204327	- - -	Presser Bar Packing Washer (felt)
200504E	10573	" " Screw Bushing (lower)
204258	12718	" " Spring
200491B	10441	" " Thumb Screw (pres- sure regulating)
201910	10169	Roller Presser, 1 1/2 in. diam., 1/2 in. face (coarse), with 200551E and 201534u
204328	11293	Roller Presser Arm
204570	11293	" " " " 204328 with 201910
202560	11293	Roller Presser Arm Bracket (swing)
204575	- - -	" " " " 202560 with 200096b and 204570
200675c	11293	Roller Presser Arm Bracket Posi- tion Screw Stud
202558	11293	Roller Presser Arm Bracket Spring
202559	11293	" " " " " " Stop
200141E	11293	Roller Presser Arm Bracket Spring Stop Screw
200096b	11293	Roller Presser Arm Screw
204495	- - -	" " Bar
200551E	11293	" " Hinge Screw
201534u	11293	" " " " Nut
204576	- - -	Roller Presser and Bar complete, Nos. 200675c, 202558, 202559, 204495, 204575 and two 200141E ..
202068	12153	Spool Holder Base
200575u	12718	" " " Screw
204296	12153	" " Wire
200079u	12718	" " " Hinge Screw ..
204297	12153	Spool Holder complete, Nos. 200079u, 202068 and 204296
204261	10445	Take-up Cam with 200335c, 200383c, 200430c, 200658c and 201519c ..
203172	10445	Take-up Cam Friction Washer
200430c	10445	" " Position Screw
200383c	10467	" " " " Check Screw
200335c	10434	Take-up Cam Set Screw
204262	10445	" Lever
206556	- - -	" " 204262 with 204263 ..
204263	10445	" " Bearing with 204264 ..
204264	10445	" " " Position Pin ..
200042c	10445	" " " Screw
201816	10445	" " Roller

No.	Plate	Name
201266	10445	Take-up Lever complete, Nos. 200012f, 201816 and 206556
202402	12309	Tension Disc
202090	12309	" " Position Pin
204267	10573	" Release Lever
200688c	12725	" " " Position Screw
200309e	12309	" " " Screw
202075	12309	" " Plunger
215609	" " Slide
204268	10573	" " " 215609 with 204269
204269	10573	" " " Spring
202407	12309	" Spring
200632n	12309	" Stud
200397n	12309	" " Set Screw
201572n	12309	" Thumb Nut
204271	12309	" Washer
204272	12309	Tension complete, Nos. 200632n, 201572n, 202075, 202407, 204271 and two 202402
204273	10573	Thread Controller Adjusting Collar with 200684n (for Presser Bar)
200684n	10573	Thread Controller Adjusting Collar Screw
204274	12309	Thread Controller Plate
200577n	10573	" " " Screw
202098	12309	" " Roller
204275	12309	" " " Guard
202084	12309	" " " Washer
200300c	12309	" " " Screw
204276	12309	" " Spring
204333	12309	" " " Guard
200581n	12309	" " " Screw
204277	12309	" " " Stop
204278	12309	" " " Driving Gear
200319c	12309	Thread Controller Spring Stop Driving Gear Hinge Screw
200135c	12309	Thread Controller Spring Stop Screw
204279	12309	Thread Controller Spring Stud with 204925
200355n	10573	Thread Controller Spring Stud Set Screw
204925	12718	Thread Controller Spring Stud Washer
205987	12309	Thread Controller complete, Nos. 200300c, 200581n, 202084, 202098, 204274, 204275 and 204333
204280	12309	Thread Controller and Spring complete, Nos. 204276 and 205987

No.	Plate	Name
204329	10468	Thread Oiler (felt)
204330	10468	" " Bracket with 204329
200413f	10436	" " " Screw
204281	12309	" Retainer Guide Wire
204091	12309	" " Sleeve
204092	12309	" " Spring
204058	12309	" " Stud
204368n	12309	" " " Set Screw
204959	12309	Thread Retainer complete, Nos. 202091, 202092 and 204058
204922	10606	Throat Plate, 53 elongated needle hole, for needle sizes 14 and 15
204062	10573	Throat Plate Position Pin
204577n	10573	" " Screw

MACHINE No. 12w113

WHEEL FEED. ROLLER PRESSER

For Leather and Gloves

The same as Machine No. 12w12 with the following exception:

No.	Plate	Name
*204290	-----	Arm with 200439c, 202036 and 204705, in place of 204161
204291	12727	Arm Shaft, in place of 204164
*204292	-----	Bed with 202062, 204245, 204393 and two 200516E, in place of 204175
204294	12727	Feed Driving Rock Shaft, in place of 204199
206555	-----	Feed Driving Rock Shaft 204294 with 200002E, 201522E and 204193, in place of 206554
204295	12727	Hook Driving Shaft, in place of 204244
227312	-----	Knee Lifter Connection Lever 202445 with 200224u, 200262u, 227303 and 227308, in place of 227311
227303	11125	Knee Lifter Lifting Lever, in place of 227302

LIST OF PARTS COMPLETE

FOR

MACHINE No. 12w116

WHEEL FEED. ROLLER PRESSER. LOOSE PULLEY

For Leather and Gloves.

No.	Plate	Name
*204290	-----	Arm with 200439c, 202036 and 204705
204163	12718	Arm Cap
200278u	10434	" " Screw
202248	12726	" " " Washer
204235	12725	" Position Pin (2)
200963u	10434	" Screw (3)
202005	10434	" " Washer (3)
204291	12727	" Shaft
204705	10569	" " Bushing (Front)
200439c	10434	" " " Position Screw ..
204165	10569	" " Connection with four 200054E (2)
200054E	10434	Arm Shaft Connection Screw ...
204168	10570	Balance Wheel, 6½ in. diam., with 200328c and 200335c
200062u	10434	Balance Wheel Adjusting Screw ..
213734	10571	" " Friction Washer ..
200328c	10434	" " Position Screw
208783	10569	" " Pulley (loose), 2½ in. diameter
204341	10434	Balance Wheel Pulley Spring Washer
200335c	10434	Balance Wheel Set Screw
201569B	10434	" " Thumb Nut with 200609E
200609E	10434	Balance Wheel Thumb Nut Stop Screw
202016	10434	Balance Wheel Thumb Nut Stop Washer
204171	10570	Balance Wheel (belt groove 2½ in. diam.) complete, Nos. 201569B, 202016, 204168, 204341 and 208783
*204292	-----	Bed with 202062, 204245, 204393 and two 200516E

No.	Plate	Name
202258	12153	Red Hinge Connection (2)
200570E	10434	" " " " Screw (1)
206105	10569	" Slide (back)
204177	10569	" " (front)
204178	10442	Bobbin
208462	----	" Case (solid center bearing) with 204181
204181	10442	Bobbin Case Position Finger
204182	10442	" " Tension Spring
200598C	10442	" " " " Adjust- ing Screw
200592C	10442	Bobbin Case Tension Spring Screw
208463	10442	Bobbin Case complete, Nos. 200592C, 200598C, 204182 and 208462
202186	11115	Bobbin Winder Frame
202187	11115	" " " " 202186 with 202135, 202136, 202189 and 204925
208461	----	Bobbin Winder Frame 202187 with 200219C and 202188
200219D	----	Bobbin Winder Frame Hinge Screw
202188	11115	" " " Spring
202135	11115	" " " Stop Pin
202136	11115	" " Pulley
202189	11115	" " Spindle
204925	12718	" " " Washer
204184	10570	Face Plate with 200355B, 200363B, 200688C, 202090, 204185, 204281 and two 200397B
200053C	12725	Face Plate Screw
204185	12725	" " Thread Guide
200397B	12309	" " " " Set Screw
204300	12719	Face Plate complete, Nos. 200413E, 200435C, 200309E, 200319C, 200577B, 204059, 204181, 204267, 204272, 204277 to 204280 and 204330
204301	10468	Feed Driving Cam with 200382C and 200437C
204192	10436	Feed Driving Cam Fork Lever with 204195 and 204293
204193	10569	Feed Driving Cam Fork Lever Con- nection with 200668C and 204525E
204194	10438	Feed Driving Cam Fork Lever Con- nection Clamp with 200031E ...
200031E	10438	Feed Driving Cam Fork Lever Con- nection Clamp Pinch Screw ...
200668C	10438	Feed Driving Cam Fork Lever Con- nection Clamp Screw Stud
201525E	12725	Feed Driving Cam Fork Lever Con- nection Clamp Screw Stud Nut

No.	Plate	Name
200002E	10436	Feed Driving Cam Fork Lever Con- nection Hinge Screw
201522E	10436	Feed Driving Cam Fork Lever Con- nection Hinge Screw Nut
204195	----	Feed Driving Cam Fork Lever Shaft
204197	10436	Feed Driving Cam Fork Lever Shaft Collar with 200113E
200113E	10436	Feed Driving Cam Fork Lever Shaft Collar Set Screw
204293	10436	Feed Driving Cam Fork Lever Shaft Position Pin
204196	10436	Feed Driving Cam Fork Lever Shaft Sleeve (split)
200043C	10436	Feed Driving Cam Fork Lever Shaft Sleeve Set Screw
201524E	10436	Feed Driving Cam Fork Lever Shaft Sleeve Set Screw Nut ...
204198	10569	Feed Driving Cam Fork Lever com- plete, Nos. 204192 and 204194 ...
200437C	10436	Feed Driving Cam Position Screw
200382C	12725	" " " Set Screw ...
204291	12727	" " Rock Shaft
206555	----	" " " " 204294 with 200002C, 201522C and 204193
202305	10436	Feed Driving Rock Shaft Center (2)
200043C	10436	Feed Driving Rock Shaft Center Set Screw (2)
204201	12725	Feed Lifting Cam Crank with 200335C, 200431C, 200669C and 201530E
200431C	12725	Feed Lifting Cam Crank Position Screw
200335C	10431	Feed Lifting Cam Crank Set Screw
204206	10571	" Regulating Handle
204207	10569	" " " " 204206 with 200098E, 202622, 204208 to 204210 and 204925
204208	10438	Feed Regulating Handle Adjustable Stop
200098E	10438	Feed Regulating Handle Adjustable Stop Screw
204925	12718	Feed Regulating Handle Adjustable Stop Screw Washer
204209	10438	Feed Regulating Handle Position Pin
204210	10438	Feed Regulating Handle Shaft

No.	Plate	Name
204211	10438	Feed Regulating Handle Shaft Crank with 200098E
204212	10438	Feed Regulating Handle Shaft Crank Link
200271E	10438	Feed Regulating Handle Shaft Crank Link Hinge Screw (lower)
200291E	10438	Feed Regulating Handle Shaft Crank Link Hinge Screw (upper)
200098E	10438	Feed Regulating Handle Shaft Crank Set Screw
204213	10438	Feed Regulating Handle Shaft Sleeve (split)
200362c	10441	Feed Regulating Handle Shaft Sleeve Set Screw
202622	10438	Feed Regulating Handle Shaft Sleeve Washer
202036	10438	Feed Regulating Handle Stop Pin
204214	---	Feed Regulating Handle complete, Nos. 200291E, 204207, 204211 and 204212
204302	10465	Feed Wheel
223010	12725	" " Driver with 204189, 204311, two each 201209E and 201515E
201209E	12725	Feed Wheel Driver Clutch Stud ...
201515E	12725	" " " " " Nut
204308	10467	" " " Crank with two 200383c
200266D	10467	Feed Wheel Driver Crank Hinge Screw
200383c	10467	Feed Wheel Driver Crank Set Screw
204335	12725	Feed Wheel Driver Guide
200162D	10467	" " " " Screw ...
204310	10467	" " " Link
200263E	10467	" " " " Hinge Screw
201528E	10467	" " " " " " Nut
204311	10467	Feed Wheel Driver Position Pin..
204312	10467	" " " Spring (spiral)
204189	12725	" " " " Hook (lower)
204190	12725	Feed Wheel Driver Spring Hook (upper)
223011	---	Feed Wheel Driver and Clutch complete, Nos. 200263E, 200266D, 201528E, 204308, 204310 and 223010
204314	10465	Feed Wheel Frame with 200383c, 204190 and 204321

No.	Plate	Name
204315	10467	Feed Wheel Frame Adjusting Eccentric
200347c	10467	Feed Wheel Frame Adjusting Eccentric Set Screw
200383c	10467	Feed Wheel Frame Set Screw ...
204316	10468	" " " Shaft
202305	10436	" " " " Center (2)
200043c	10436	" " " " " Set Screw (2)
204317	10467	Feed Wheel Friction Spring
200162D	10467	" " " " Screw
204318	10466	Feed Wheel Frame complete, Nos. 204302, 204311, 204317, 204320, 204335, 206047 and four 200162D
200162D	10467	Feed Wheel Guide Screw
206047	12725	" " Retaining Clutch with 204189
204320	10467	Feed Wheel Retaining Clutch Spring
204189	12725	Feed Wheel Retaining Clutch Spring Hook
204321	10467	Feed Wheel Retaining Clutch Spring Pin
207811		Feed Wheel complete, Nos. 204318 and 223011
204216	10571	Hook (sewing) with 204217
204217	12726	" Bobbin Case Stud
204218	10572	" Bracket with 200379c and three 204231
204219	10448	Hook Bracket 204218 with 204226c
204323		" " 204219 with 204222, 204224, 204225, 204324, two each 204223 and 204233
200379c	10572	Hook Bracket Adjusting Screw (lower)
200334c	10572	Hook Bracket Adjusting Screw (upper)
204222	10571	Hook Bracket Bobbin Case Stop (hinged)
204223	10448	Hook Bracket Bobbin Case Stop Hinge Pin
204224	10572	Hook Bracket Bobbin Case Stop Latch
204223	10448	Hook Bracket Bobbin Case Stop Latch Hinge Pin
204225	10572	Hook Bracket Bobbin Case Stop Latch Spring
200562c	10572	Hook Bracket Screw (lower)

No.	Plate	Name
200564c	10572	Hook Bracket Screw (upper)
204325	--	Hook Bracket complete, Nos. 204216 and 204323
204239	10571	Hook Driver with 204242 and 204243
204393	10571	" " Bushing
208246	-	" " Crank
204240	12726	" " " 208246 with 200378c, 200662c, 201530c and two 200348c
204241	12725	Hook Driver Crank Link
200669c	10448	" " " " Stud
201530c	10448	" " " " Nut
200348c	10448	" " " " Set Screw (long)
200378c	10436	" " " " " (short)
200662c	10448	" " " " Stud
201530c	10448	" " " " Nut
204243	12726	" " Pin
204242	12726	" " Washer
204295	12727	" Driving Shaft
204245	10569	" " " Bearing
202126	10434	" " " " Position Pin
200516c	10434	Hook Driving Shaft Bearing Screw
204246	10434	" " " Collar with two 200383c
200383c	10467	Hook Driving Shaft Collar Set Screw
204226	10447	Hook Race, .156 in. thick, 1.906 in. diameter
204324	11482	Hook Race Cap (steel)
204230	10572	" " " Spring
204233	10448	" " " " 204230 with 200802c
200802c	10448	Hook Race Cap Spring Screw
204234	10572	" " Position Pin
202445	11125	Knee Lifter Connection Lever with 202446
227312	--	Knee Lifter Connection Lever 202445 with 200224b, 200262b, 227303 and 227308
200224b	10573	Knee Lifter Connection Lever Hinge Screw
227308	11125	Knee Lifter Connection Lever Lift- ing Rod with 202302
202302	12718	Knee Lifter Connection Lever Lift- ing Rod Cotter Pin
202446	12718	Knee Lifter Connection Lever Pin
227303	11125	" " Lifting Lever

No.	Plate	Name
200362b	12718	Knee Lifter Lifting Lever Hinge Screw
208613	12719	Needle Bar (hollow)
201347	--	" " 208613 with 200125c, 200175b and 201250
201348	10442	Needle Bar Connecting Link
200958c	10573	" " " " Hinge Screw Stud
201349c	10573	Needle Bar Connecting Link Hinge Screw Stud Nut
201349	10573	Needle Bar Connecting Stud with 200072c and 202277
202377	--	Needle Bar Connecting Stud Oil Packing (wick)
200072c	10573	Needle Bar Connecting Stud Pinch Screw
200301c	10573	Needle Bar Screw Bushing (lower)
200303c	10573	" " " " (upper)
201250	10573	" " Thread Guide
200175b	10442	" " " " Set Screw
200125c	10442	" Set Screw
201352	10441	Presser Bar Lifter
200350c	10441	" " " Hinge Screw ..
201253	10441	" " Lifting Bracket with 200086c
200086c	10441	Presser Bar Lifting Bracket Pinch Screw
201354	10441	Presser Bar Lifting Bracket Posi- tion Guide
200362c	10441	Presser Bar Lifting Bracket Posi- tion Guide Set Screw
204327	--	Presser Bar Packing Washer (felt)
200304c	10573	" " Screw Bushing (lower)
201258	12718	" " Spring
200191c	10441	" " Thumb Screw (pres- sure regulating)
201910	10169	Roller Presser, $\frac{11}{16}$ in. diam., $\frac{1}{2}$ in. face (coarse), with 200551c and 201531b
204328	11293	Roller Presser Arm
204570	11293	" " " 204328 with 201910
202360	11293	Roller Presser Arm Bracket (swing)
204575	--	Roller Presser Arm Bracket 202560 with 200096b and 204570
200575c	11293	Roller Presser Arm Bracket Posi- tion Stud

No.	Plate	Name
202558	11293	Roller Presser Arm Bracket Spring
202559	11293	" " " " "
		Stop
200141F	11293	Roller Presser Arm Bracket Spring
		Stop Screw
200096D	11293	Roller Presser Arm Screw
204495	-----	" " Bar
200551F	11293	" " Hinge Screw
201534H	11293	" " " " Nut ...
204576	-----	Roller Presser and Bar complete, Nos. 200675c, 202558, 202559, 204495, 204575 and two 200141F
202068	12153	Spool Holder Base
200575H	12718	" " " Screw
204296	12153	" " Wire
200079H	12718	" " " Hinge Screw ..
204297	12153	Spool Holder complete, Nos. 200079H, 202068 and 204296
204261	10445	Take-up Cam with 200335c, 200383c, 200430c, 200658c and 201519c ..
203172	10445	Take-up Cam Friction Washer ...
200430c	10445	" " Position Screw
200383c	10467	" " " " Check Screw
200335c	10434	Take-up Cam Set Screw
204262	10445	" Lever
206556	-----	" " 204262 with 201263 ..
204263	10445	" " Bearing with 201264 ..
204264	10445	" " Position Pin ..
200042F	10445	" " " Screw
201816	10445	" " Roller
204266	10445	Take-up Lever complete, Nos. 200042F, 201816 and 206556
202402	12309	Tension Disc
202090	12309	" " Position Pin
204267	10573	" Release Lever
200688c	12725	" " " Position Screw
200309E	12309	" " " Screw
202075	12309	" " Plunger
215609	---	" " Slide
204268	10573	" " " 215609 with 204269
204269	10573	" " " Spring
202407	12309	" Spring
200632B	12309	" Stud
200397H	12309	" " Set Screw
201572B	12309	" Thumb Nut
204271	12309	" Washer
204272	12309	Tension complete, Nos. 200632B, 201572B, 202075, 202407, 204271 and two 202402

No.	Plate	Name
204273	10573	Thread Controller Adjusting Collar with 200684H (for Presser Bar)
200684H	10573	Thread Controller Adjusting Collar Screw
204274	12309	Thread Controller Plate
200577H	10573	" " " Screw ...
202098	12309	" " Roller
204275	12309	" " " Guard
202084	12309	" " " " Washer
200300c	12309	" " " Screw
204276	12309	" " Spring
204333	12309	" " " Guard
200581H	12309	" " " " Screw
204277	12309	" " " Stop
204278	12309	" " " " Driving Gear
200319c	12309	Thread Controller Spring Stop Driving Gear Hinge Screw
200135c	12309	Thread Controller Spring Stop Screw
204279	12309	Thread Controller Spring Stud with 204925
200355H	10573	Thread Controller Spring Stud Set Screw
204925	12718	Thread Controller Spring Stud Washer
205987	12309	Thread Controller complete, Nos. 200300c, 200581H, 202084, 202098, 204274, 204275 and 204333
204280	12309	Thread Controller and Spring com- plete, Nos. 204276 and 205987 ..
204329	10468	Thread Oiler (felt)
204330	10468	" " Bracket with 204329
200113F	10436	" " " Screw
204281	12309	" Retainer Guide Wire
202091	12309	" " Sleeve
202092	12309	" " Spring
204058	12309	" " Stud
200368H	12309	" " " Set Screw
204059	12309	Thread Retainer complete, Nos. 202091, 202092 and 204058
207222	10606	Throat Plate, 53 elongated needle, hole, for needle sizes 14 and 15
202062	10573	Throat Plate Position Pin
200577H	10573	" " Screw

ACCESSORIES

FOR MACHINE NO. 12w12.

No.	Plate	Name
204178	10442	Bobbin (5)
*225482	- -	" Case Screw Driver Blade ..
*225483	-----	" " " " Handle ..
225497	12153	Bobbin Case Screw Driver complete, Nos. 225482 and 225483 ..
225487	-----	Roller Presser Hinge Screw Nut Wrench
128 x 6	- - -	Needles, three each, sizes 13 and 14
225480	- - -	Drip Pan with four wood screws 1/2 in., No. 5
41400	12153	Machine Rest Pin (wood)
36578	12153	Oiler with 36579
36579	12153	" Spout, 31 in. long, with 120117
120117	-----	" " Washer (leather)
*225484	-----	Screw Driver Blade
*225485	-----	" " Handle
225498	12153	Screw Driver complete (7 1/2 in. long), Nos. 225484 and 225485 ..
225554	12153	Wrench (steel)

BOBBIN WINDER

Swing Automatic, Right Hand

202470	12320	Bobbin Winder Base
202471	12320	" " Frame
200221D	12319	" " " Hinge Screw
202472	12319	" " " Spring
200161D	12319	" " " " Screw ..
202473	12320	" " Pulley with 200105c
200105c	-----	" " " Set Screw ..
202474	12320	" " Spindle
227522	12319	" " Stop Latch
200056E	12319	" " " " Screw ..
202477	12319	" " " " Thumb Lever
200299H	12319	Bobbin Winder Stop Latch Thumb Lever Hinge Screw
200299H	12319	Bobbin Winder Stop Latch Thumb Lever Joint Screw
201537H	12319	Bobbin Winder Stop Latch Thumb Lever Joint Screw Nut

No.	Plate	Name
202478	12319	Bobbin Winder Stop Latch Trip Lever
200299H	12319	Bobbin Winder Stop Latch Trip Lever Hinge Screw
227523	12320	Bobbin Winder complete, Nos. 200056E, 200161D, 200221D, 201537H, 202470 to 202474, 202477, 201478, 227522, three 200299H and two round head wood screws 1 in., No. 13
202480	12320	Bobbin Winder Spool Holder Base with 200355H and 202481
202481	12320	Bobbin Winder Spool Holder Base Spool Pin
202482	12319	Bobbin Winder Spool Holder Tension Disc (lower or upper) ..
200011E	12319	Bobbin Winder Spool Holder Tension Disc Screw
200355H	10573	Bobbin Winder Spool Holder Tension Disc Screw Set Screw ..
202483	12319	Bobbin Winder Spool Holder Tension Disc Spring (brass)
202484	12319	Bobbin Winder Spool Holder Tension Disc Thread Guide
202485	12320	Bobbin Winder Spool Holder complete, Nos. 200011E, 202480, 202481, 202483, two 202482 and one wood screw 1 in., No. 13
227524	-	Bobbin Winder and Spool Holder complete, Nos. 202485 and 227523

KNEE LIFTER

227781	11125	Knee Lifter Rock Lever with 200522c and 200529c
227782	- -	Knee Lifter Rock Lever 227781 with two each 202451 and 202452
227783	11125	Knee Lifter Rock Lever 227782 with 202985 and 227784
202453	11125	Knee Lifter Rock Lever Knee Plate with 200526c
202985	- - -	Knee Lifter Rock Lever Knee Plate 202453 with 202455
202455	11125	Knee Lifter Rock Lever Knee Plate Arm (short)
200522c	12319	Knee Lifter Rock Lever Knee Plate Arm Set Screw
200526c	12319	Knee Lifter Rock Lever Knee Plate Set Screw

No.	Plate	Name
202451	11125	Knee Lifter Rock Lever Lug with two wood screws $\frac{3}{4}$ in., No. 13u ..
202452	12319	Knee Lifter Rock Lever Lug Hinge Pin
227784	11125	Knee Lifter Rock Lever Rod, 3 in. long, with 227785
*227785	----	Knee Lifter Rock Lever Rod Cap or Oil Guard
200529c	12319	Knee Lifter Rock Lever Rod Set Screw

(Other Knee Lifter parts are listed with parts of machine head).

FOR MACHINE NO. 12w113

Same as for No. 12w12 with the following exceptions:

225191	----	Drip Pan with four wood screws $\frac{1}{2}$ in., No. 5, in place of 225180 ..
--------	------	--

KNEE LIFTER

227781	11125	Knee Lifter Rock Lever with 200522c and 200529c
227782	----	Knee Lifter Rock Lever 227781 with two each 202451 and 202452 ..
227787	----	Knee Lifter Rock Lever 227782 with 202203 and 227784, in place of 227783
202453	11125	Knee Lifter Rock Lever Knee Plate with 200526c
202203	----	Knee Lifter Rock Lever Knee Plate 202453 with 202454
202454	11125	Knee Lifter Rock Lever Knee Plate Arm (long)
200522c	12319	Knee Lifter Rock Lever Knee Plate Arm Set Screw
200526c	12319	Knee Lifter Rock Lever Knee Plate Set Screw
202451	11125	Knee Lifter Rock Lever Lug with two wood screws $\frac{3}{4}$ in., No. 13u ..
202452	12319	Knee Lifter Rock Lever Lug Hinge Pin
227784	11125	Knee Lifter Rock Lever Rod, 3 in. long, with 227785
*227785	----	Knee Lifter Rock Lever Rod Cap or Oil Guard

No.	Plate	Name
200529c	12319	Knee Lifter Rock Lever Rod Set Screw

(Other Knee Lifter parts are listed with parts of machine head).

FOR MACHINE No. 12w116

Same as for No. 12w12 with the following exceptions:

225608	----	Drip Pan with four wood screws $\frac{1}{2}$ in., No. 5, in place of 225180 ..
--------	------	--

KNEE LIFTER

202450	----	Knee Lifter Rock Lever with 200522c and 200529c
202185	----	Knee Lifter Rock Lever 202450 with two each 202451 and 202452 ..
202190	----	Knee Lifter Rock Lever 202185 with 202203 and 202614, in place of 227783
202453	11125	Knee Lifter Rock Lever Knee Plate with 200526c
202203	----	Knee Lifter Rock Lever Knee Plate 202453 with 202454
202454	11125	Knee Lifter Rock Lever Knee Plate Arm (long)
200522c	12319	Knee Lifter Rock Lever Knee Plate Arm Set Screw
200526c	12319	Knee Lifter Rock Lever Knee Plate Set Screw
202451	11125	Knee Lifter Rock Lever Lug with two wood screws $\frac{3}{4}$ in., No. 13u ..
202452	12319	Knee Lifter Rock Lever Lug Hinge Pin
202614	----	Knee Lifter Rock Lever Rod, 5 in. long, with 202456
*202456	----	Knee Lifter Rock Lever Rod Cap or Oil Guard
200529c	12319	Knee Lifter Rock Lever Rod Set Screw

(Other Knee Lifter parts are listed with parts of machine head.)

(227524) ---- Bobbin Winder and Spool Holder complete not used)

FEED WHEELS

No.	Plate	Name
204302	10465	Feed Wheel, for 204318, 207221, 207222, 207224 to 207226, 207246, 207247, 207331, 207429, 207442, 207443, 207467 and 207753
204304	10465	Feed Wheel (extra coarse), for 207224, 207222, 207224 to 207226, 207246, 207247, 207331, 207429, 207442, 207443, 207467 and 207753
204305	10465	Feed Wheel (knurled), for 207221, 207222, 207224 to 207226, 207246, 207247, 207331, 207429, 207442, 207443, 207467 and 207753

PRESSER FEET

202616	12724	Presser Foot, for shoe lining, used in place of Roller Presser
202803	12724	Presser Foot, used in place of Roller Presser
229088	12718	Presser Foot, for beading or top stitching, used in place of Roller Presser
229089	12718	Presser Foot (auxiliary), used in place of Roller Presser

ROLLER PRESSERS

No.	Plate	Name
201900	10169	Roller Presser, 1 $\frac{1}{2}$ in. diam., $\frac{1}{8}$ in. face (fine), with 200551F and 201534U
201901	10169	Roller Presser, 1 $\frac{1}{2}$ in. diam., $\frac{3}{16}$ in. face (fine), with 200551F and 201534U
201902	10169	Roller Presser, 1 $\frac{1}{2}$ in. diam., $\frac{1}{4}$ in. face (fine), with 200548E and 201534U
201903	10169	Roller Presser, 1 $\frac{1}{2}$ in. diam., $\frac{3}{8}$ in. face (fine), with 200548E and 201534U
201904	10169	Roller Presser, 1 $\frac{1}{2}$ in. diam., $\frac{1}{2}$ in. face (fine), with 200548E and 201534U
201905	10169	Roller Presser, 1 $\frac{1}{2}$ in. diam., $\frac{1}{2}$ in. face (fine), with 200548E and 201534U
201907	10169	Roller Presser, 1 $\frac{1}{2}$ in. diam., $\frac{5}{8}$ in. face (fine), with 200548E and 201534U
201908	10169	Roller Presser, 1 $\frac{1}{2}$ in. diam., $\frac{1}{2}$ in. face (fine), with 200548E and 201534U
201909	10169	Roller Presser, 1 $\frac{1}{2}$ in. diam., $\frac{3}{8}$ in. face (coarse), with 200551F and 201534U
201910	10169	Roller Presser, 1 $\frac{1}{2}$ in. diam., $\frac{1}{4}$ in. face (coarse), with 200551F and 201534U
201911	10169	Roller Presser, 1 in. diam., $\frac{1}{4}$ in. face (coarse), with 200551F and 201534U
201912	10170	Roller Presser, 1 $\frac{1}{2}$ in. diam., $\frac{3}{16}$ in. face (fine), with 200548E and 201534U
201913	10170	Roller Presser, 1 $\frac{1}{2}$ in. diam., $\frac{1}{8}$ in. face (fine), with 200548E and 201534U
201914	10170	Roller Presser, $\frac{5}{8}$ in. diam., $\frac{1}{4}$ in. face (coarse), with 200551F and 201534U
201915	10170	Roller Presser, $\frac{3}{8}$ in. diam., $\frac{1}{2}$ in. face (coarse), with 200554F

Roller Pressers

No.	Plate	Name
201916	10170	Roller Presser, $\frac{1}{2}$ in. diam., $\frac{1}{8}$ in. face (fine), with 200554F
201917	10170	Roller Presser, $\frac{3}{8}$ to $\frac{1}{2}$ in. diam., $\frac{1}{4}$ in. face (concave), with 200552F
201918	10170	Roller Presser, $\frac{3}{8}$ to $\frac{1}{2}$ in. diam., $\frac{1}{4}$ in. face (concave), with 200552F
201919	10170	Roller Presser, $1\frac{1}{8}$ in. diam., $\frac{1}{4}$ in. face (fine), with 200548F and 201534U
201920	10170	Roller Presser, $1\frac{1}{8}$ to $1\frac{3}{8}$ in. diam., $\frac{1}{4}$ in. face (concave), with 200551F and 201534U
201921	10170	Roller Presser, $1\frac{1}{8}$ in. diam., $\frac{3}{8}$ in. face (fine), with 200551F and 201534U
204328	11293	Roller Presser Arm
202839	11293	" " "
204571	---	" " "
204573	---	" " "
213817	---	" " "
204577	---	" " "
204579	---	" " "
204583	---	" " "
204587	---	" " "
204578	10492	" " " 204577 with 201907
204580	10492	Roller Presser Arm 204579 with 201909
204582	10492	Roller Presser Arm 204579 with 201910
204584	10492	Roller Presser Arm 204583 with 201914
204586	10492	Roller Presser Arm 204587 with 201915
204588	10492	Roller Presser Arm 204587 with 201916
204570	11293	Roller Presser Arm 204328 with 201910
229798	12724	Roller Presser Arm 213817 with 201900
204572	12718	Roller Presser Arm 204571 with 201914
204568	12726	Roller Presser Arm 204573 with 201915
204574	12718	Roller Presser Arm 204573 with 201916
204569	11293	Roller Presser Arm 202839 with 201907
229359	---	Roller Presser Arm 202839 with 201912

Roller Pressers

No.	Plate	Name
206910	---	Roller Presser Arm 202839 with 201905
204491	---	Roller Presser Arm 202839 with 201908
202560	11293	Roller Presser Arm Bracket (swing)
204575	---	" " " " 202560 with 200096D and 204570
200675C	11293	Roller Presser Arm Bracket Position Screw Stud
202558	11293	Roller Presser Arm Bracket Spring
202559	11293	" " " " " Stop
200141F	11293	Roller Presser Arm Bracket Spring Stop Screw
200096D	11293	Roller Presser Arm Screw
204495	---	" " Bar
200548F	11293	" " Hinge Screw
200552F	12718	" " " "
200554F	12718	" " " "
200551F	11293	" " " "
201534U	11293	" " " " Nut
204576	---	Roller Presser and Bar complete, Nos. 200675C, 202558, 202559, 204495, 204575 and two 200141F

THROAT PLATES

No.	Plate	Name
207221	10606	Throat Plate, 50 elongated needle hole, for needle sizes 16 and 18, for coarse leather work, for 204302, 204304 and 204305
207222	10606	Throat Plate, 53 elongated needle hole, for needle sizes 14 and 15, for fine leather work, for 204302, 204304 and 204305
207224	12723	Throat Plate, 50 elongated needle hole, for needle sizes 16 and 18, for coarse glove work, for 204302, 204304 and 204305
207225	12723	Throat Plate, 53 elongated needle hole, for needle sizes 14 and 15, for fine glove work, for 204302, 204304 and 204305
207226	10606	Throat Plate, 56 needle hole, for needle sizes 10 and 11 (Gloversville), for 204302, 204304 and 204305
207247	12722	Throat Plate, 53 needle hole, for needle sizes 12 and 13, for 204302, 204304 and 204305
207429	12722	Throat Plate, 60 elongated needle hole, for needle sizes 9 to 11, for 204302, 204304 and 204305
207442	12723	Throat Plate, 60 elongated needle hole, for needle sizes 9 to 11, for 204302, 204304 and 204305
207443	12723	Throat Plate, 60 elongated needle hole, for needle sizes 9 to 11, for 204302, 204304 and 204305
207467	12724	Throat Plate, 46 needle hole, for needle sizes 16 and 18 (Gloversville), for 204302, 204304 and 204305
207753	12724	Throat Plate, 60 elongated needle hole, for needle sizes 9 to 11, for 204302, 204304 and 204305
207246	12722	Throat Plate, 46 needle hole, for needle sizes 16 and 18, for 204302, 204304 and 204305
207331	12722	Throat Plate, 40 needle hole, for needle sizes 20 and 22, for 204302, 204304 and 204305

BED FRAMES

(IRON)

No.	Plate	Name
227338	Bed Frame with four 227731 and four wood screws 1 in., No. 13
227341	Bed Frame with four 225589 and four wood screws 1 in., No. 13
227331	Bed Frame Cushion (leather) ...
225589	" " " " " " ...
225591	" " Stop Chain with two 225592
225592	Bed Frame Stop Chain Hook ...
200724c	" " Wing Screw
227089	Bed Frame (iron) complete, Nos. 200724c, 225591 and 227338, for Machine No. 12w12
227096	Bed Frame (iron) complete, Nos. 200724c, 225591 and 227341, for Machine No. 12w113

CABINET TRIMMINGS

FOR PLAIN TABLE

No.	Plate	Name
227493	12153	Bed Hinge Plate 202259 with two wood screws $\frac{3}{4}$ in., No. 13u
25070	10576	Machine Cushion Tack (rubber) ..

FOR PLAIN TABLE AND COVER

227493	12153	Bed Hinge Plate 202259 with two wood screws $\frac{3}{4}$ in., No. 13u
87428	10576	Cover Hook with wood screw $\frac{1}{2}$ in., No. 7
87372	10576	Cover Hook Cup Catch
56251	10576	" Lock
28297	10576	" " Cup Catch (nickeled) ..
28076	10576	" " Escutcheon (brass)
28233	10576	" " Key
25070	10576	Machine Cushion Tack (rubber) ..

FOR END LEAF TABLE

227493	12153	Bed Hinge Plate 202259 with two wood screws $\frac{3}{4}$ in., No. 13u
28079	10576	End Leaf Hinge
25168	10577	" " Support Bracket
25169	10577	" " " Lever
25143	10576	" " " " Hinge Pin ..
25057	10577	End Leaf Support complete, Nos. 25143, 25168, 25169 and two wood screws $\frac{3}{4}$ in., No. 7
25070	10576	Machine Cushion Tack (rubber) ..

FOR END LEAF TABLE AND COVER

227493	12153	Bed Hinge Plate 202259 with two wood screws $\frac{3}{4}$ in., No. 13u
87428	10576	Cover Hook with wood screw $\frac{1}{2}$ in., No. 7
87372	10576	Cover Hook Cup Catch
56251	10576	" Lock
28297	10576	" " Cup Catch (nickeled) ..
28076	10576	" " Escutcheon (brass)
28233	10576	" " Key

No.	Plate	Name
28079	10576	End Leaf Hinge
25168	10577	" " Support Bracket
25169	10577	" " " Lever
25143	10576	" " " " Hinge Pin ..
25057	10577	End Leaf Support complete, Nos. 25143, 25168, 25169 and two wood screws $\frac{3}{4}$ in., No. 7
25070	10576	Machine Cushion Tack (rubber) ..

FOR END AND BACK LEAF TABLE

25001	1057	Back Leaf Bracket with two wood screws 1 in., No. 10
25002	10577	Back Leaf Scroll Bracket with one $\frac{3}{4}$ in., No. 9 and two 1 in., No. 12 wood screws
25003	10577	Back Leaf Sliding Hinge, Nos. 25149, three 25151 and six wood screws $\frac{5}{8}$ in., No. 7
25151	10577	Back Leaf Sliding Hinge Plate
25149	10577	" " " " Rod
227493	12153	Bed Hinge Plate 202259 with two wood screws $\frac{3}{4}$ in., No. 13u
28079	10576	End Leaf Hinge
25168	10577	" " Support Bracket
25060	10577	" " " Button with wood screw $1\frac{1}{2}$ in., No. 12, R.H.B.
25169	10577	End Leaf Support Lever
25143	10576	" " " " Hinge Pin ..
25057	10577	End Leaf Support complete, Nos. 25143, 25168, 25169 and two wood screws $\frac{3}{4}$ in., No. 7
25070	10576	Machine Cushion Tack (rubber) ..

FOR END AND BACK LEAF TABLE AND COVER

25001	10577	Back Leaf Bracket with two wood screws 1 in., No. 10
25002	10577	Back Leaf Scroll Bracket with one $\frac{3}{4}$ in., No. 9 and two 1 in., No. 12 wood screws
25003	10577	Back Leaf Sliding Hinge, Nos. 25149, three 25151 and six wood screws $\frac{5}{8}$ in., No. 7
25151	10577	Back Leaf Sliding Hinge Plate
25149	10577	" " " " Rod
227493	12153	Bed Hinge Plate 202259 with two wood screws $\frac{3}{4}$ in., No. 13u

OBSOLETE PARTS

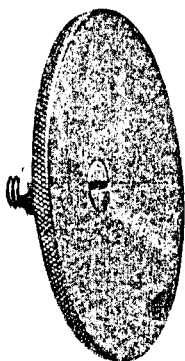
No.	Plate	Name
46521	10577	Brace with 296c, two 297c and three 1507E
206566	-----	Feed Driving Cam Fork Lever Shaft Bushing
204306	10465	Feed Wheel Driver with 204189, 204307 and 204311
204307	10468	Feed Wheel Driver Clutch
204309	10467	" " " Guide
204322	10466	Feed Wheel complete, Nos. 204313 and 204318
204313	10466	Feed Wheel Driver and Clutch complete, Nos. 200263e, 200266d, 201528e, 204306, 204308, 204310 and 204312
204227	10447	Hook Race, .153 in. thick, 1.898 in. diameter
204228	10447	Hook Race, .150 in. thick, 1.893 in. diameter
206572	12718	Needle Bar Connecting Link Stud

PLATE 10169—FULL SIZE


201900



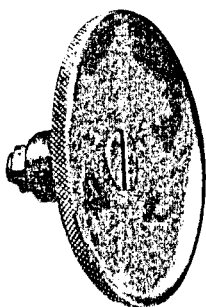
201901



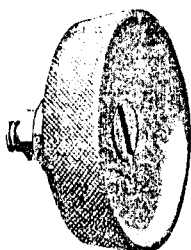
201902




201903



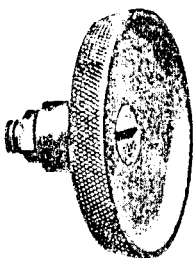
201904



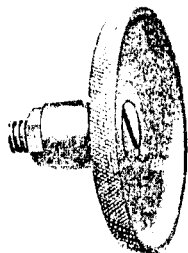
201905




201906



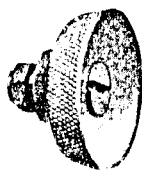
201907



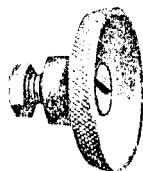
201908



201909



201910



201911



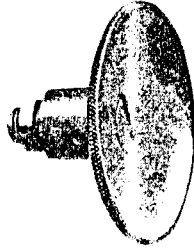


PLATE 10170—FULL SIZE

201912



201913



201914



201915



201916



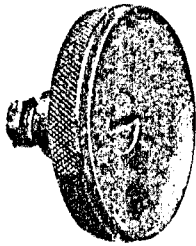
201917



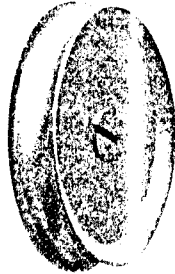
201918



201919



201920



201921



PLATE 10434—FULL SIZE

200335



200054



200278



200439



200328



200609



202248



200963



200516



200062




202126



200570



204246



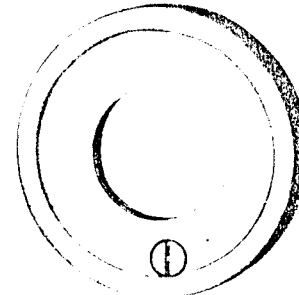
202005



202016



201569



204341




PLATE 10436-FULL SIZE

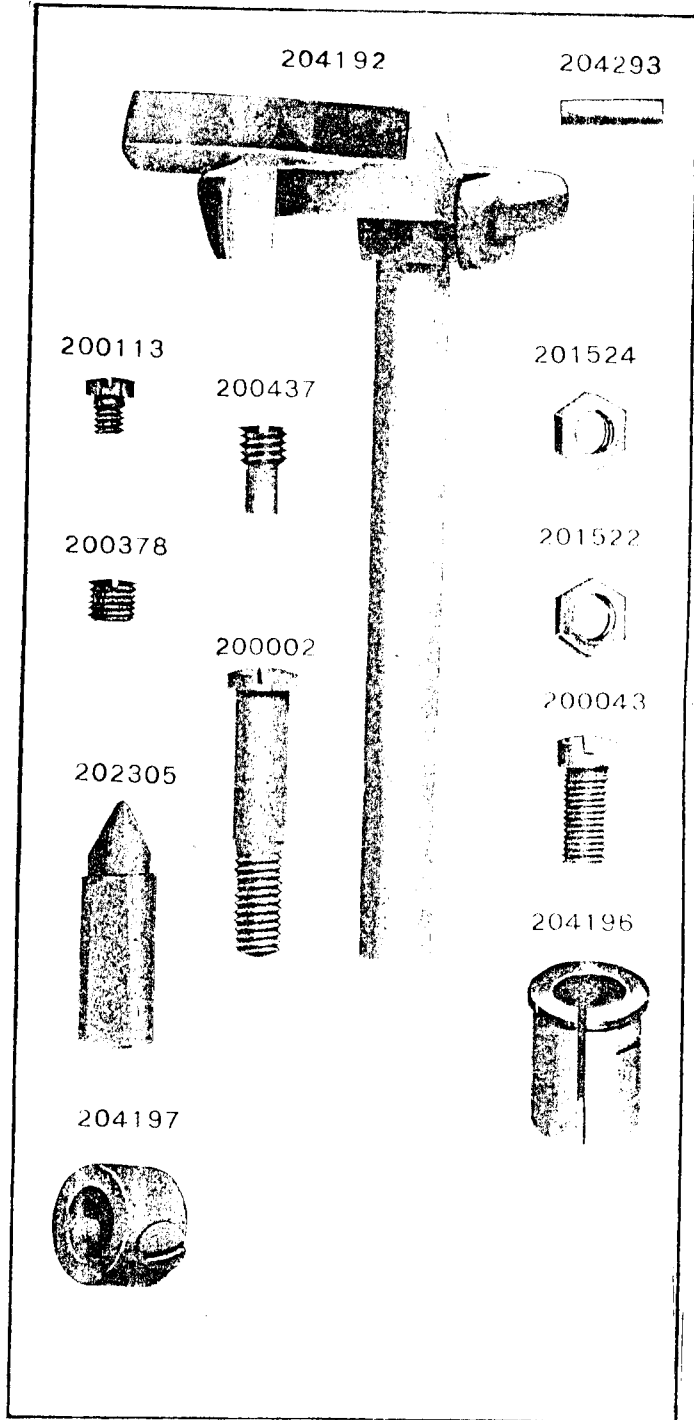


PLATE 10438-FULL SIZE

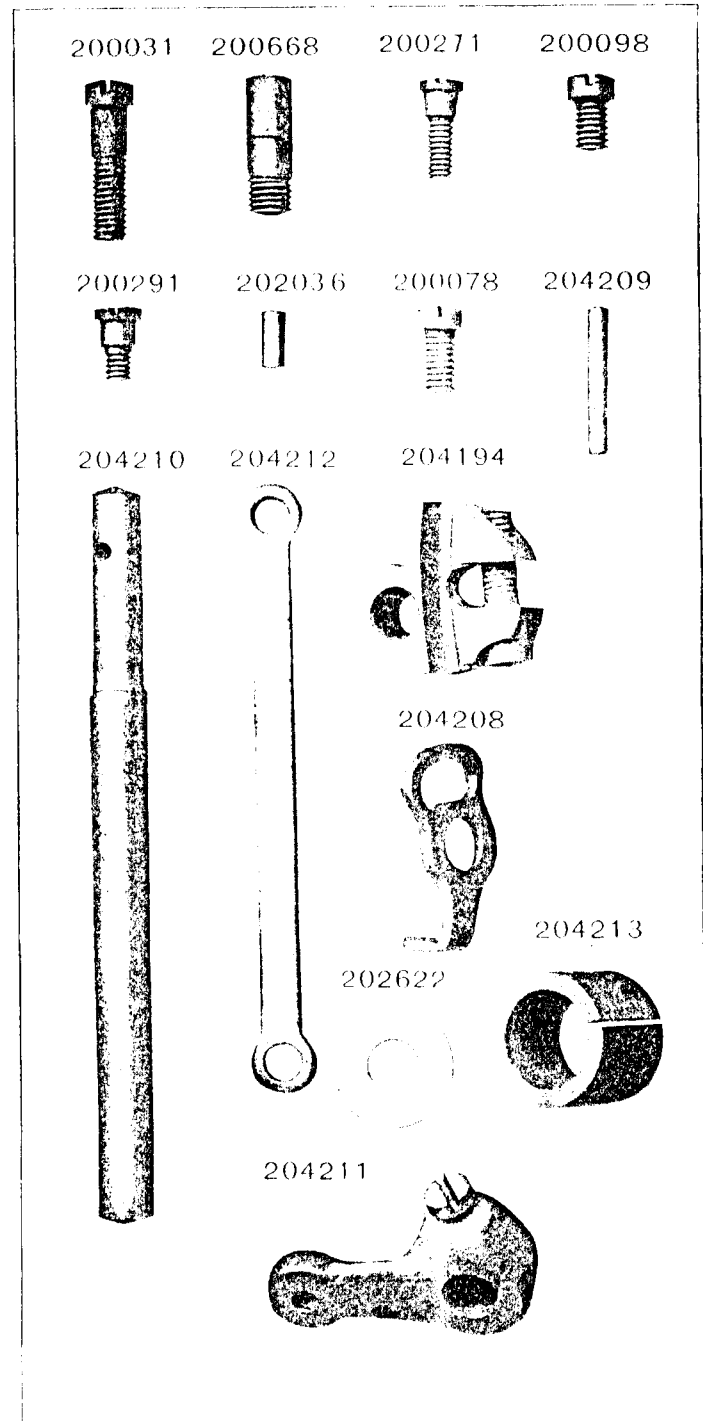



PLATE 10441—FULL SIZE

204254



200491



204252



200336



204253



200550



200074



200086



200362



PLATE 10442—FULL SIZE

200592



200598



200175



200125



200658



200072



201519



200503




200504 204250



204182



204248




204181



208463



204178



204249




PLATE 10445-FULL SIZE

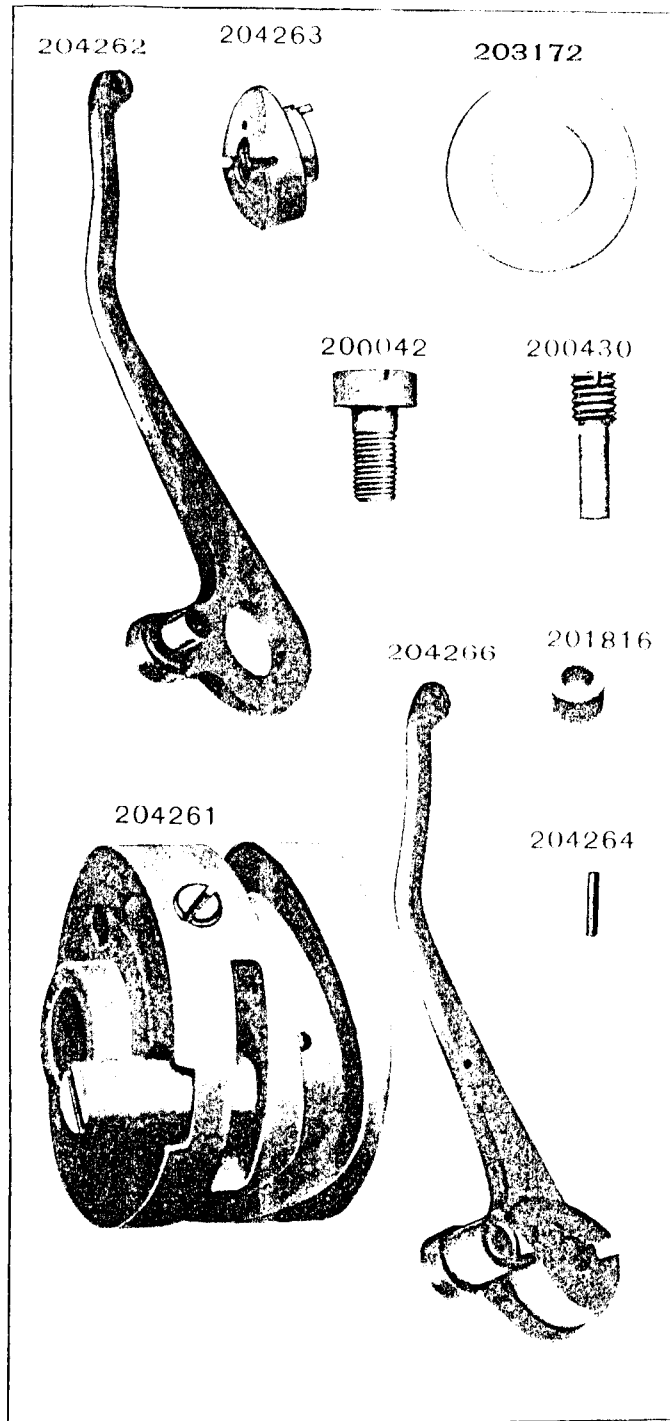


PLATE 10447-FULL SIZE

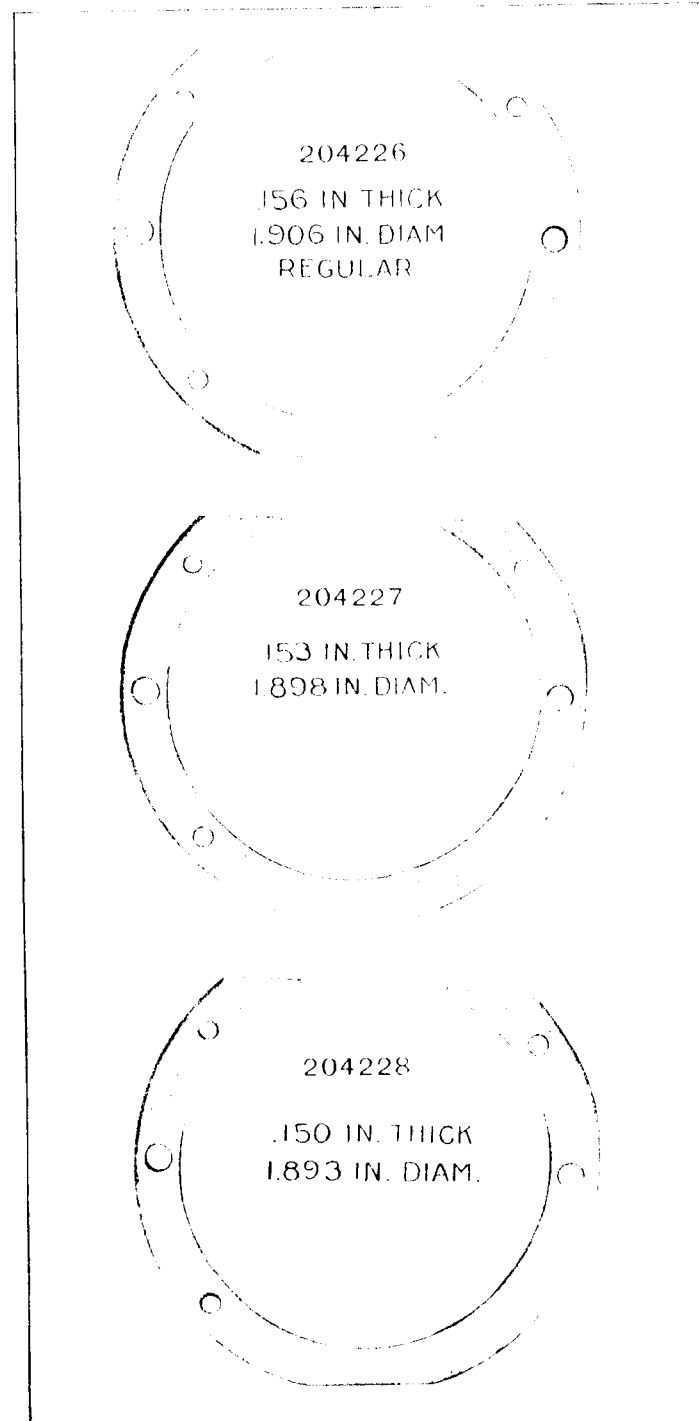


PLATE 10448—FULL SIZE

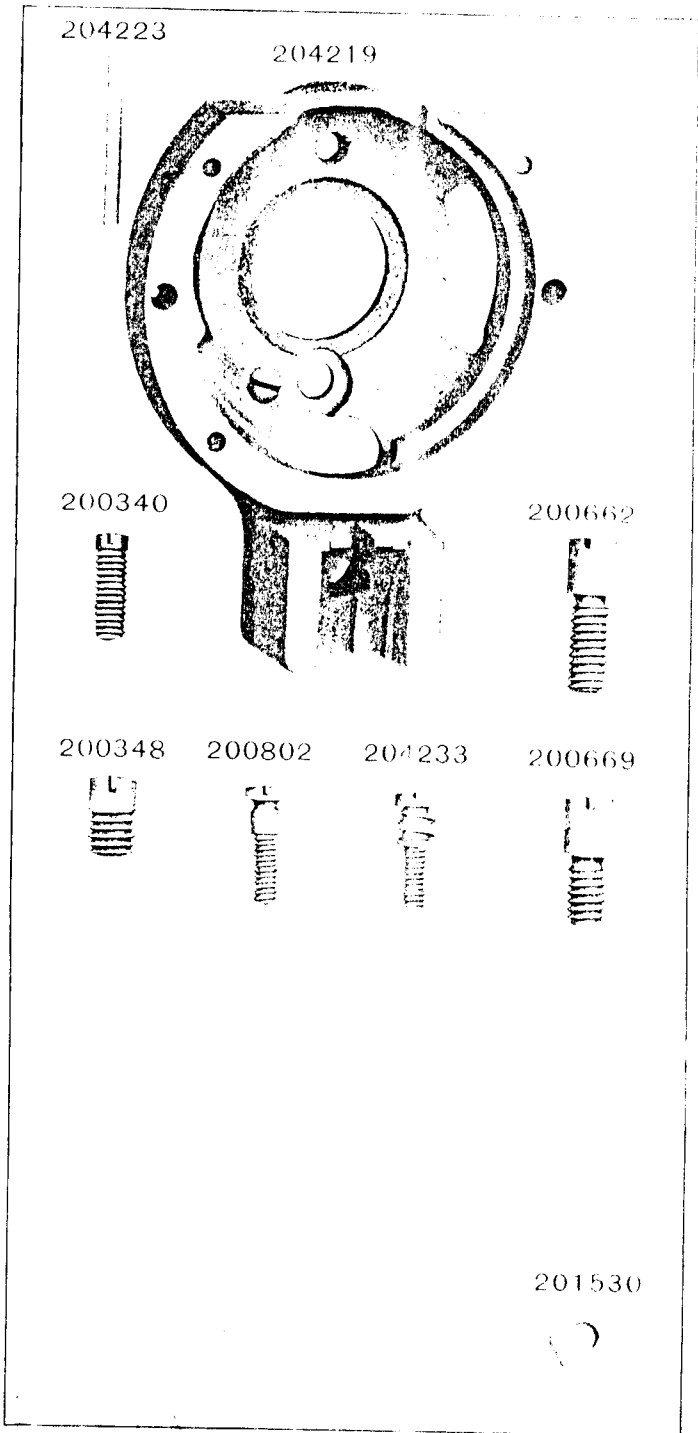


PLATE 10465—ONE-HALF SIZE

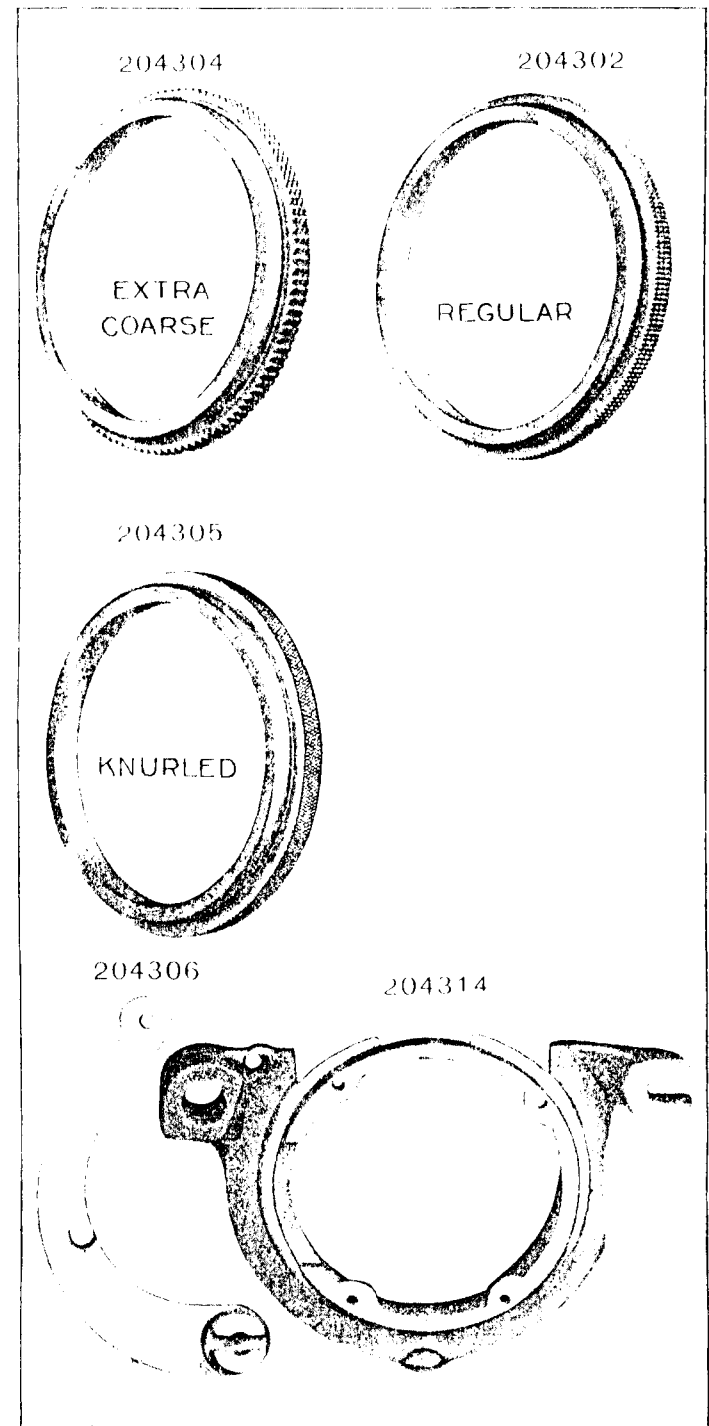


PLATE 10466 - ONE-HALF SIZE

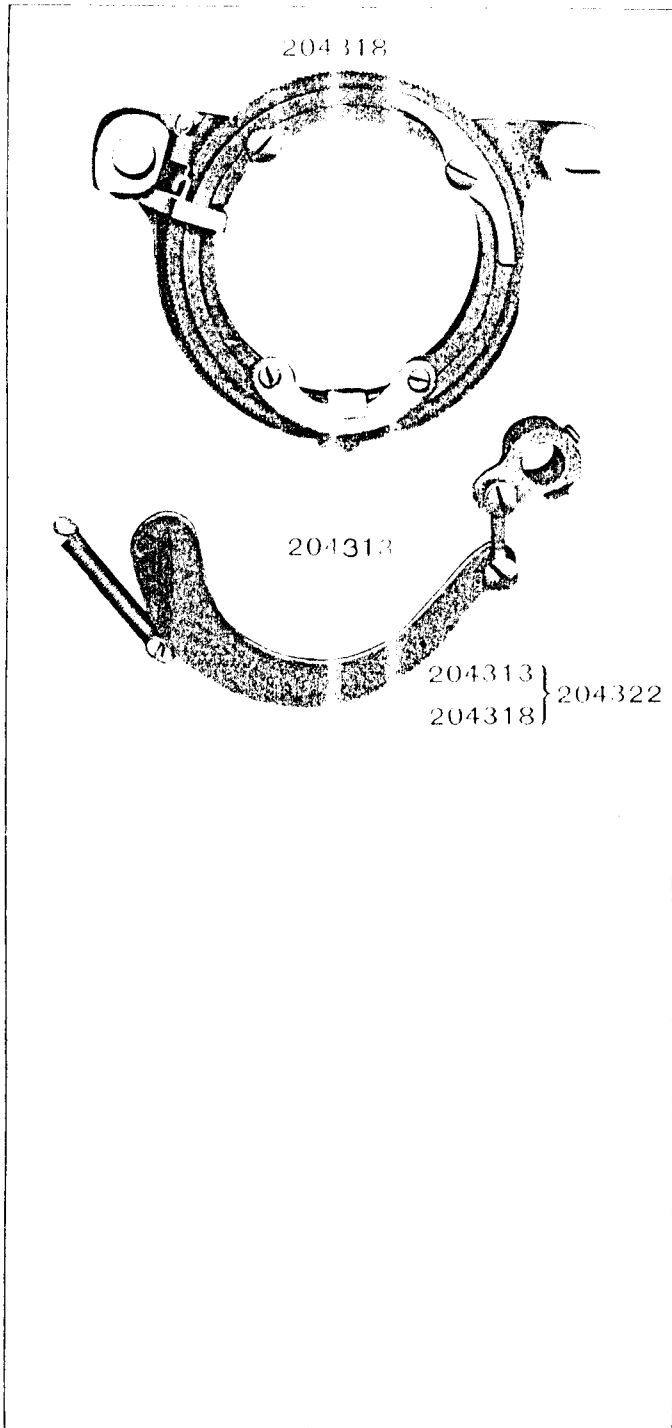


PLATE 10467—FULL SIZE

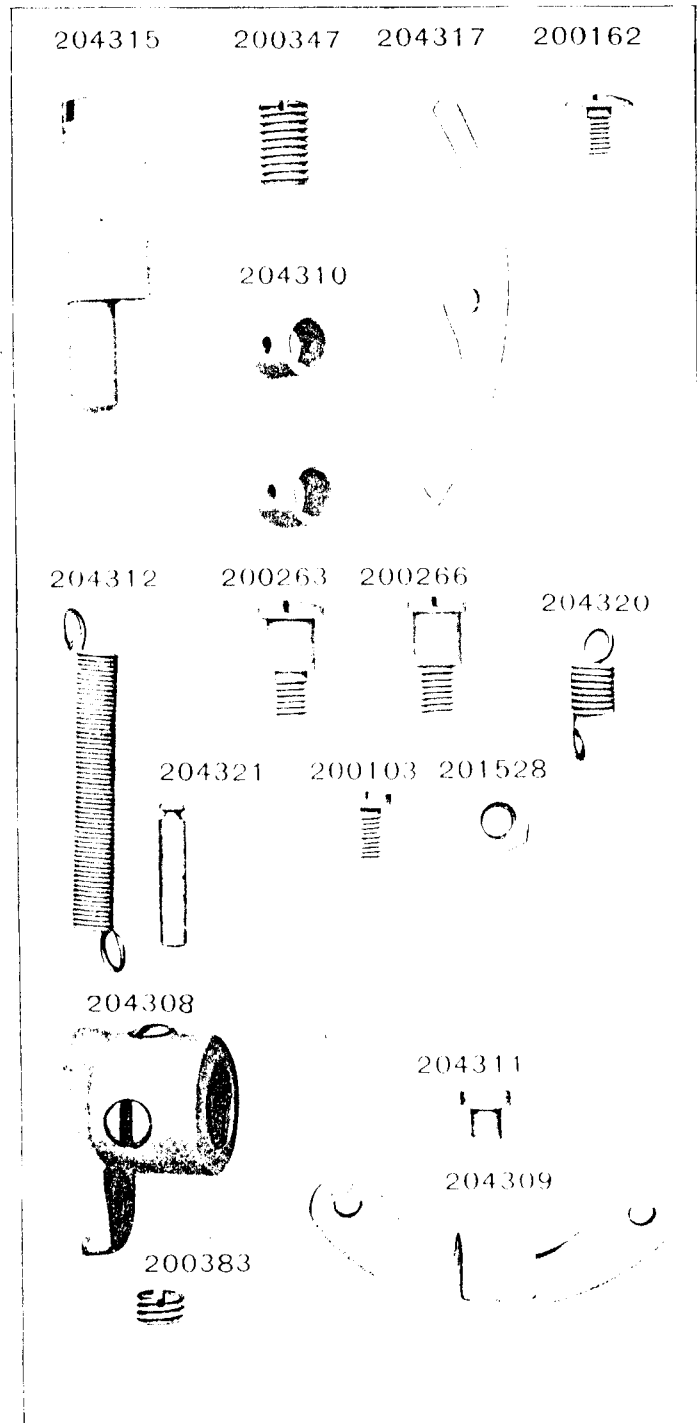


PLATE 10468 FULL SIZE

204330



204329



204307



200113



204316

204301

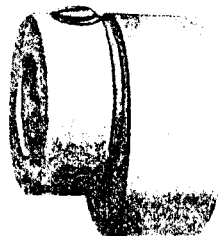


PLATE 10492—FULL SIZE

204578



204580



204582



204584



204586



204588



PLATE 10569-ONE-HALF SIZE

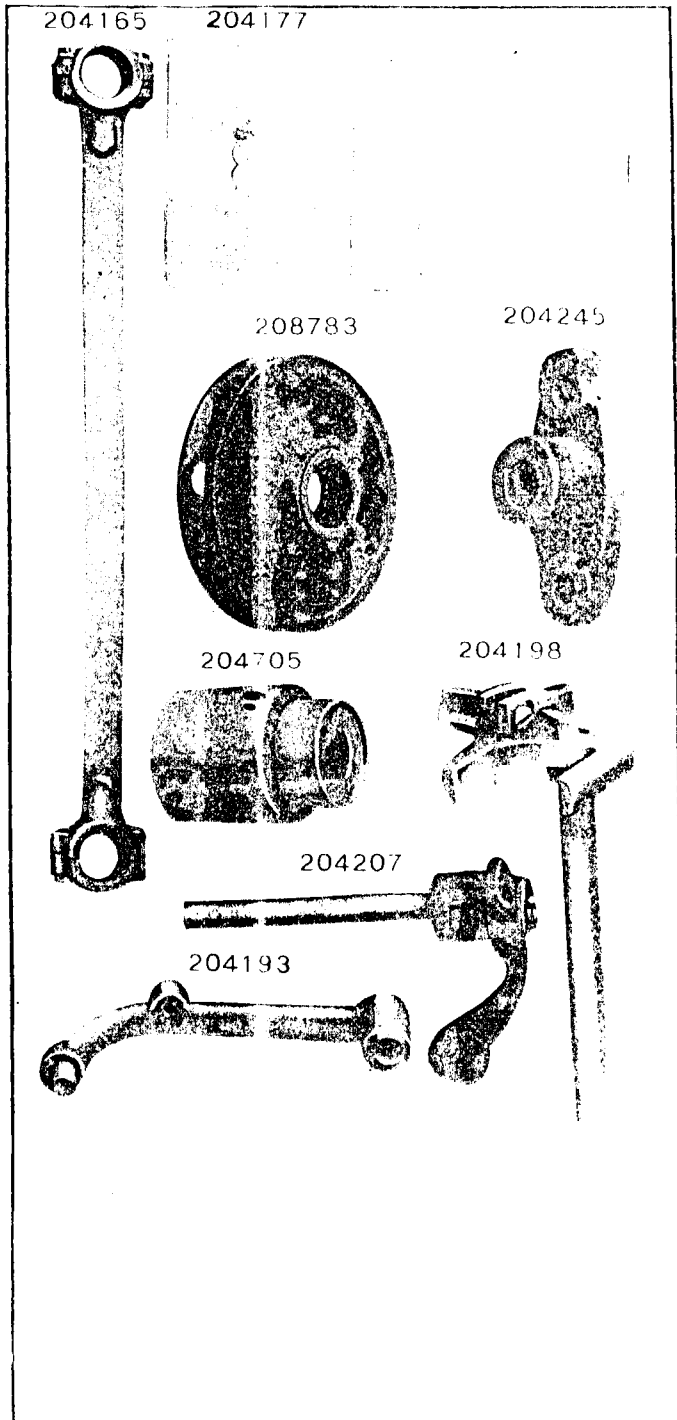


PLATE 10570-ONE-FOURTH SIZE

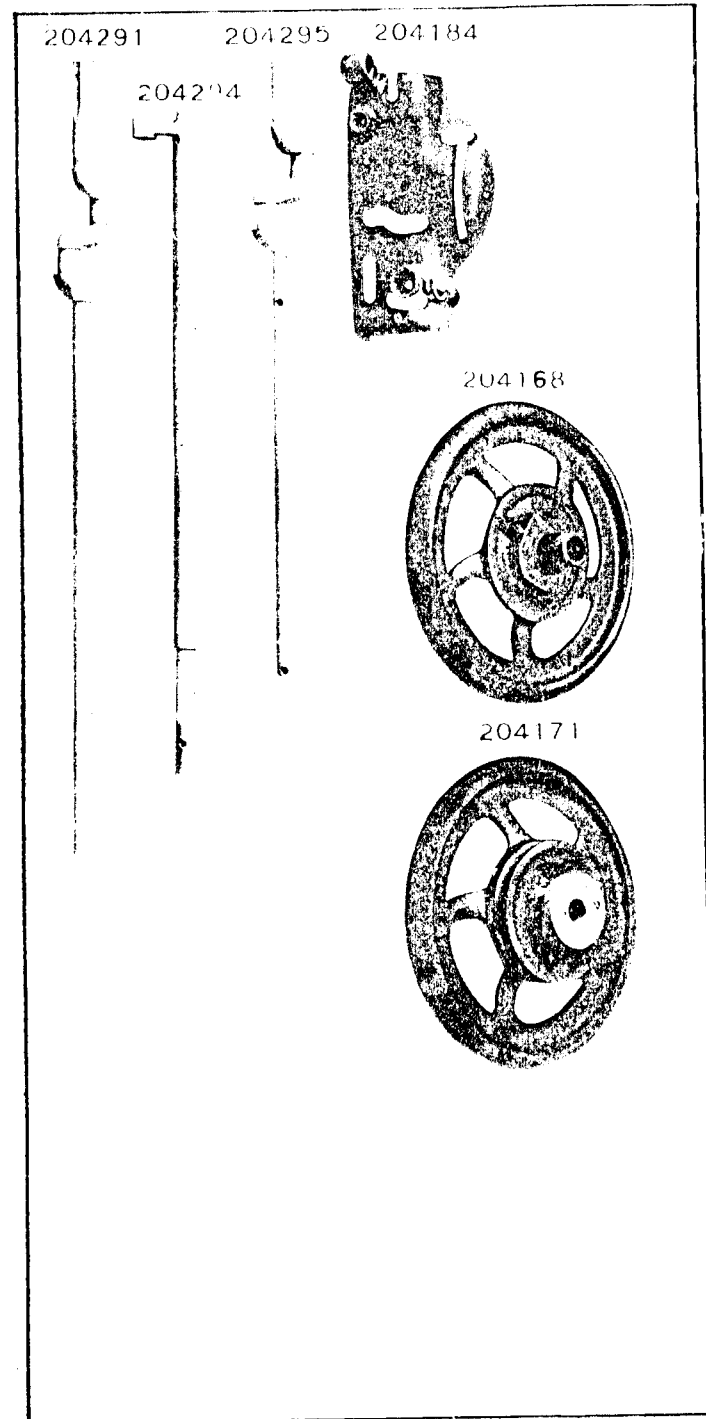


PLATE 1057.1 - FULL SIZE

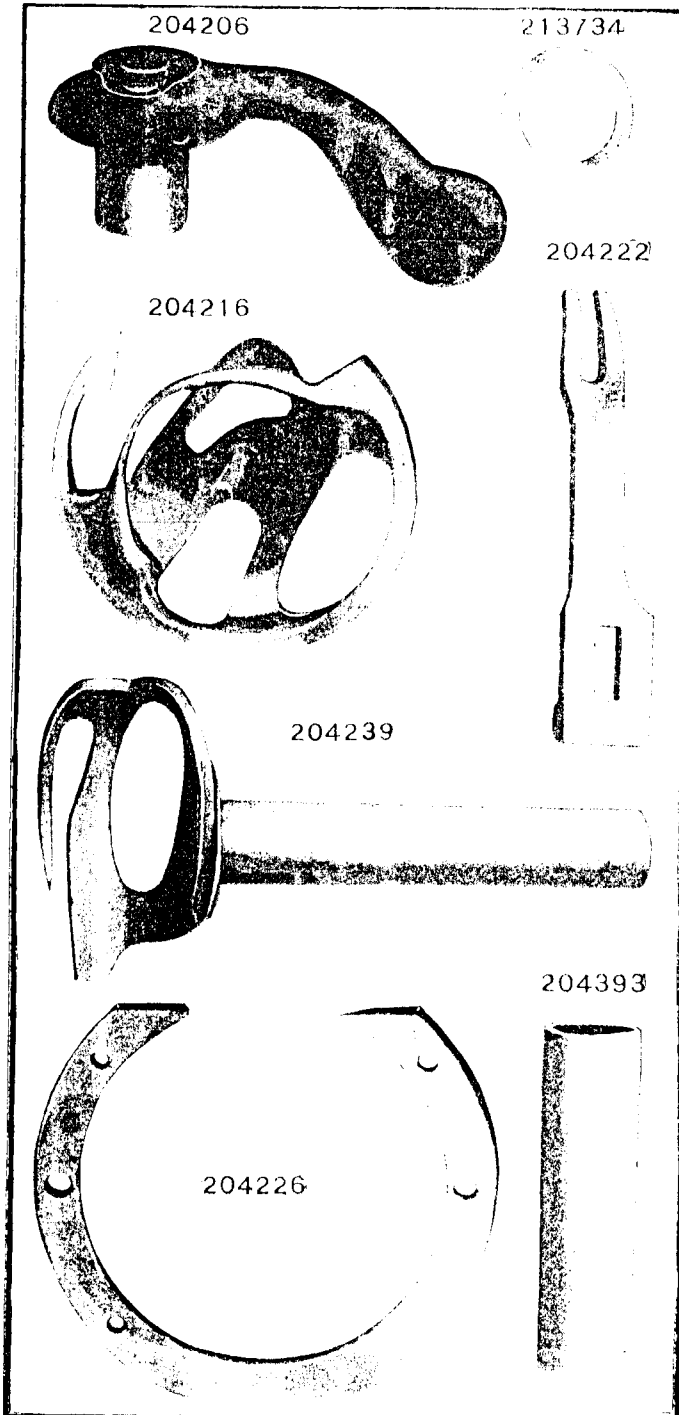


PLATE 10572 - FULL SIZE

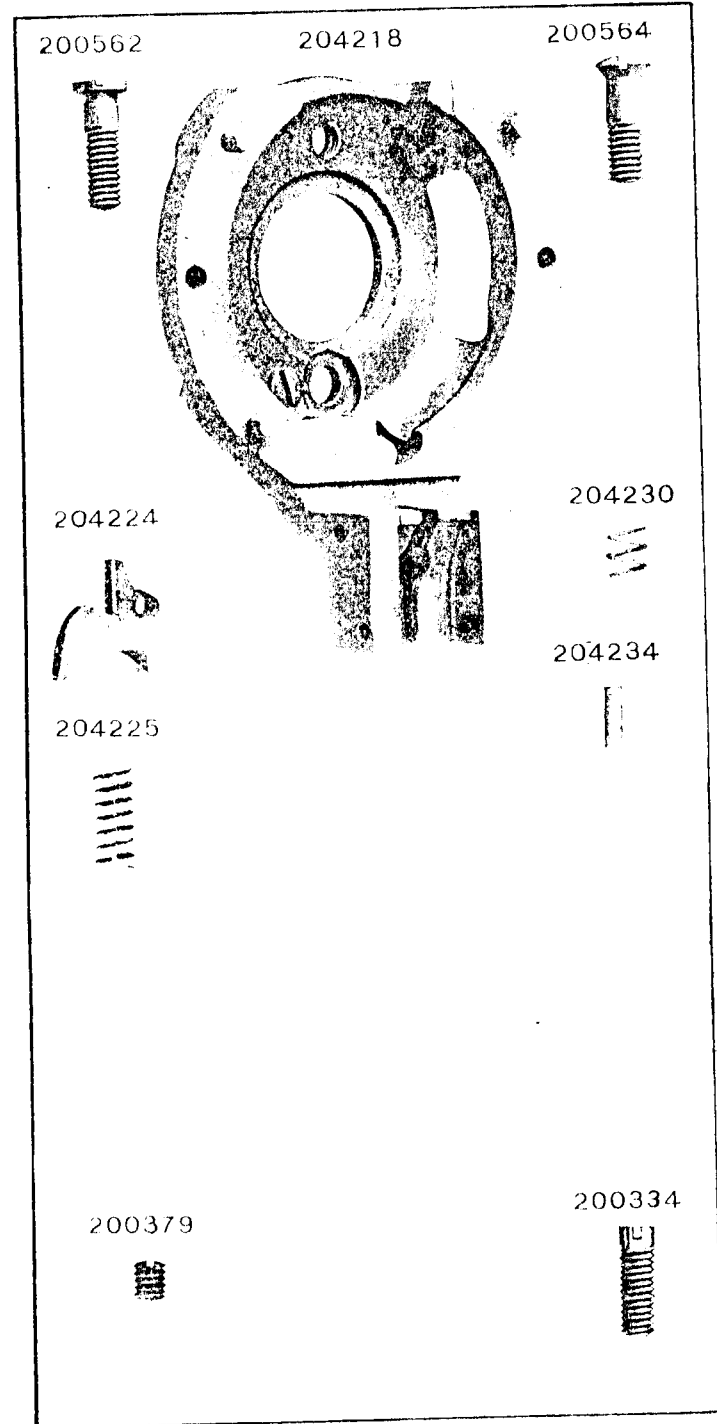


PLATE 10573 FULL SIZE

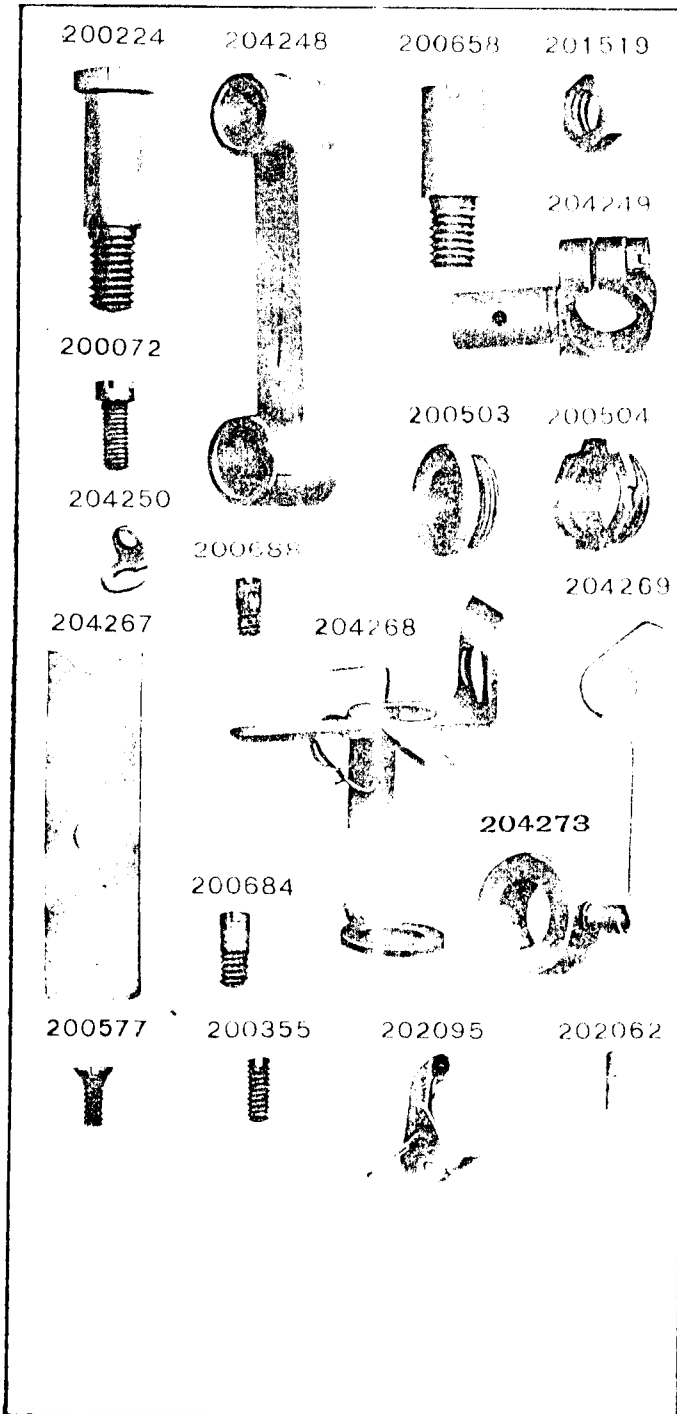


PLATE 10576 -FULL SIZE

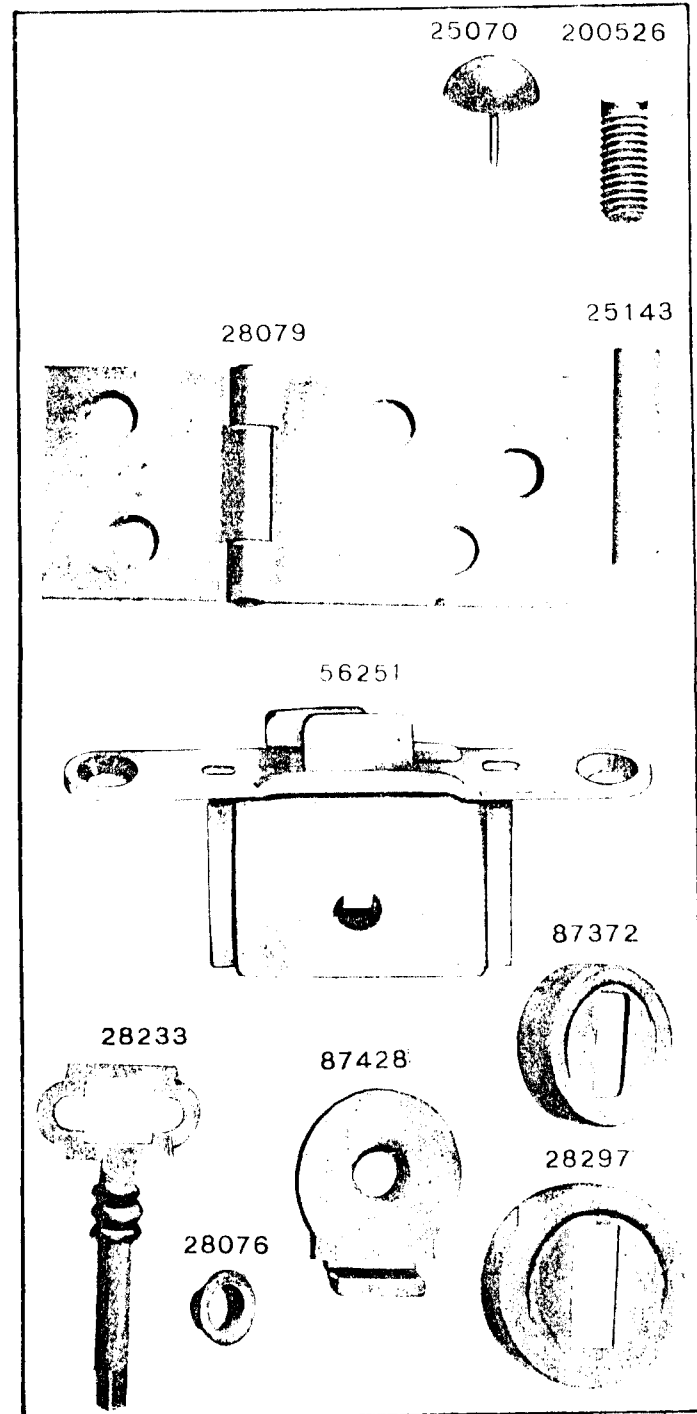


PLATE 1057.7 - ONE-NINTH SIZE

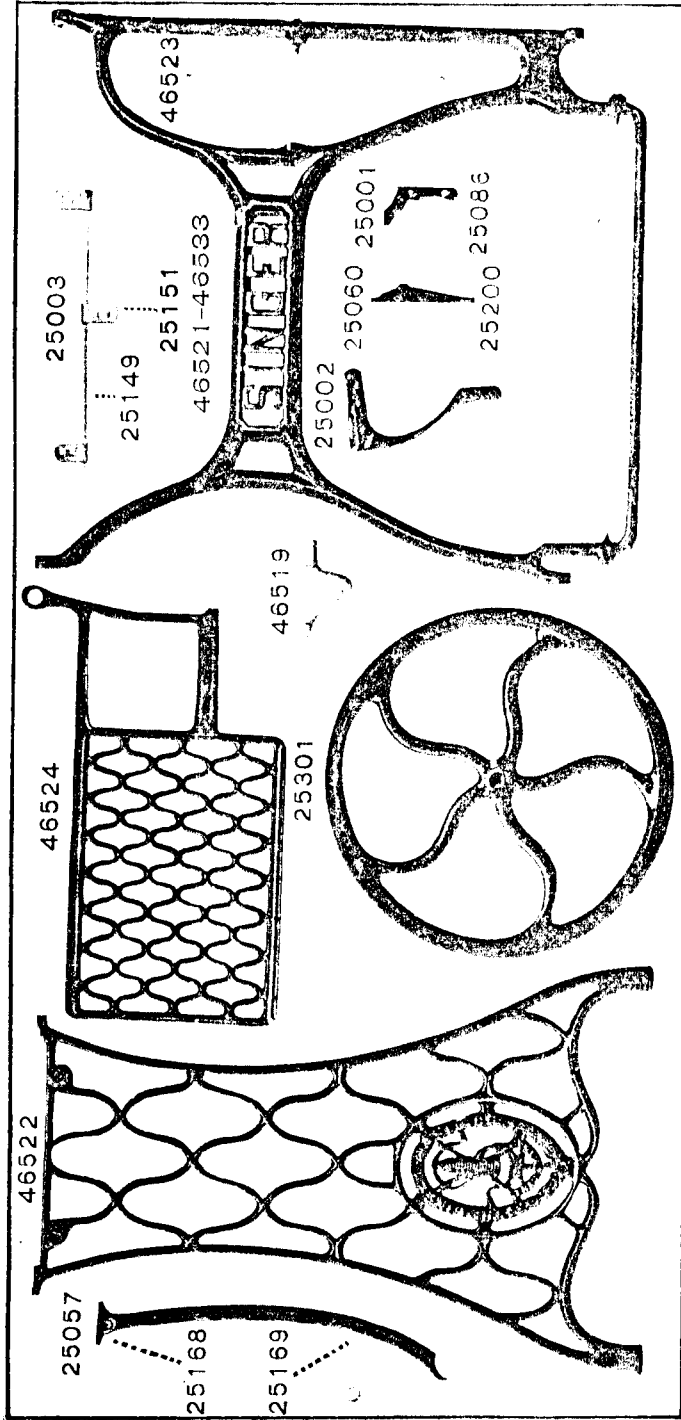


PLATE 10606 - FULL SIZE



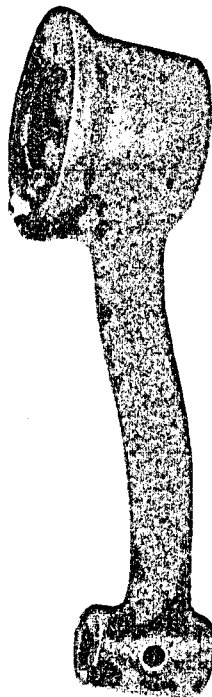


PLATE 11115 - FULL SIZE


202188



202186



202136



202135



202187



202189


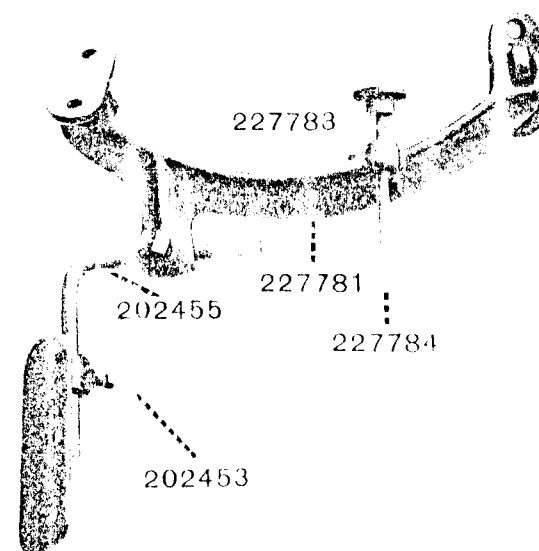


PLATE 11125 - ONE-FOURTH SIZE

202451



227783

227781

202455

227784

202453

202445



227303

227308



202454




PLATE 11293 FULL SIZE

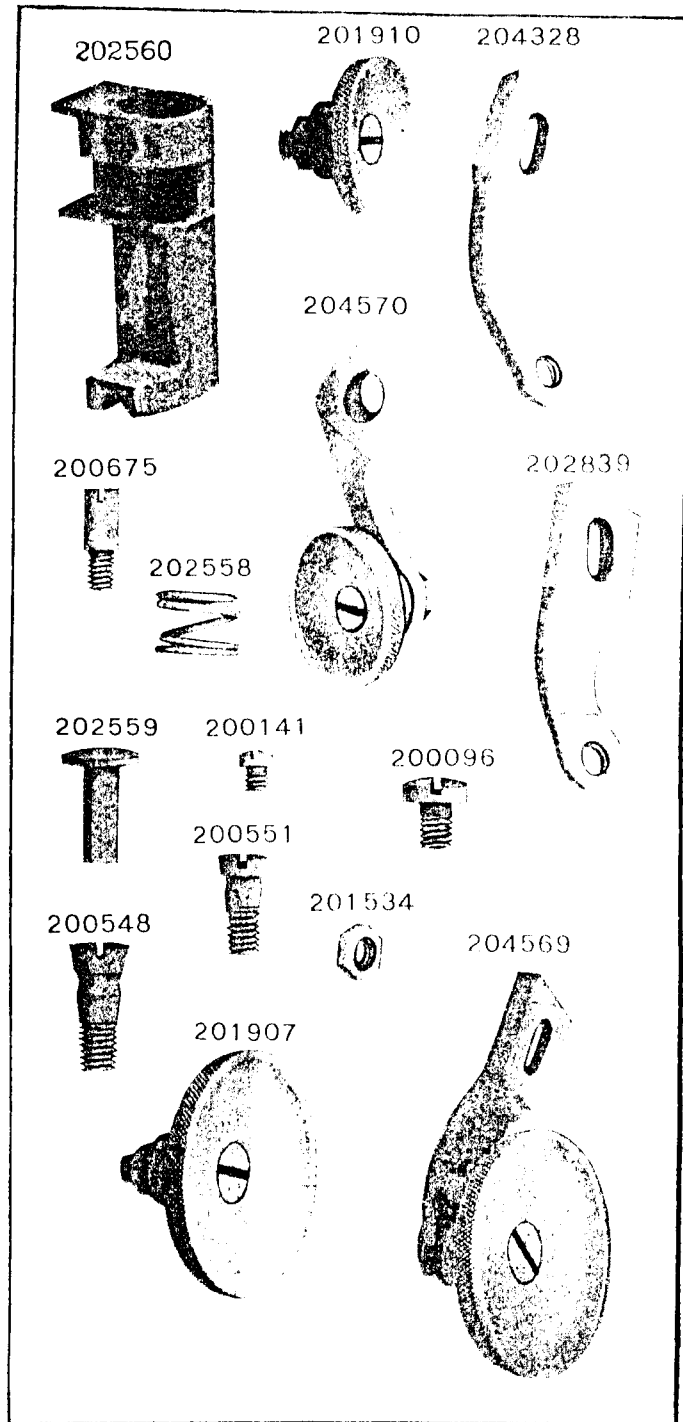


PLATE 11482 -FULL SIZE

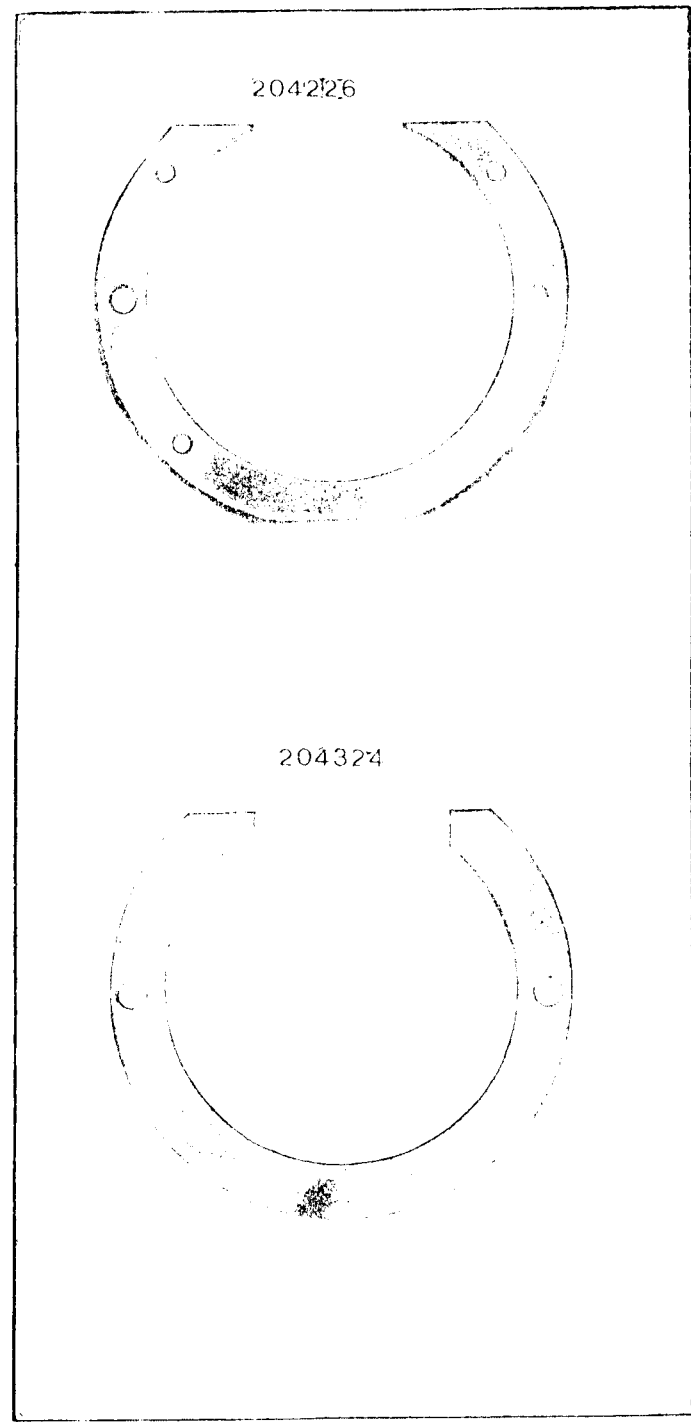
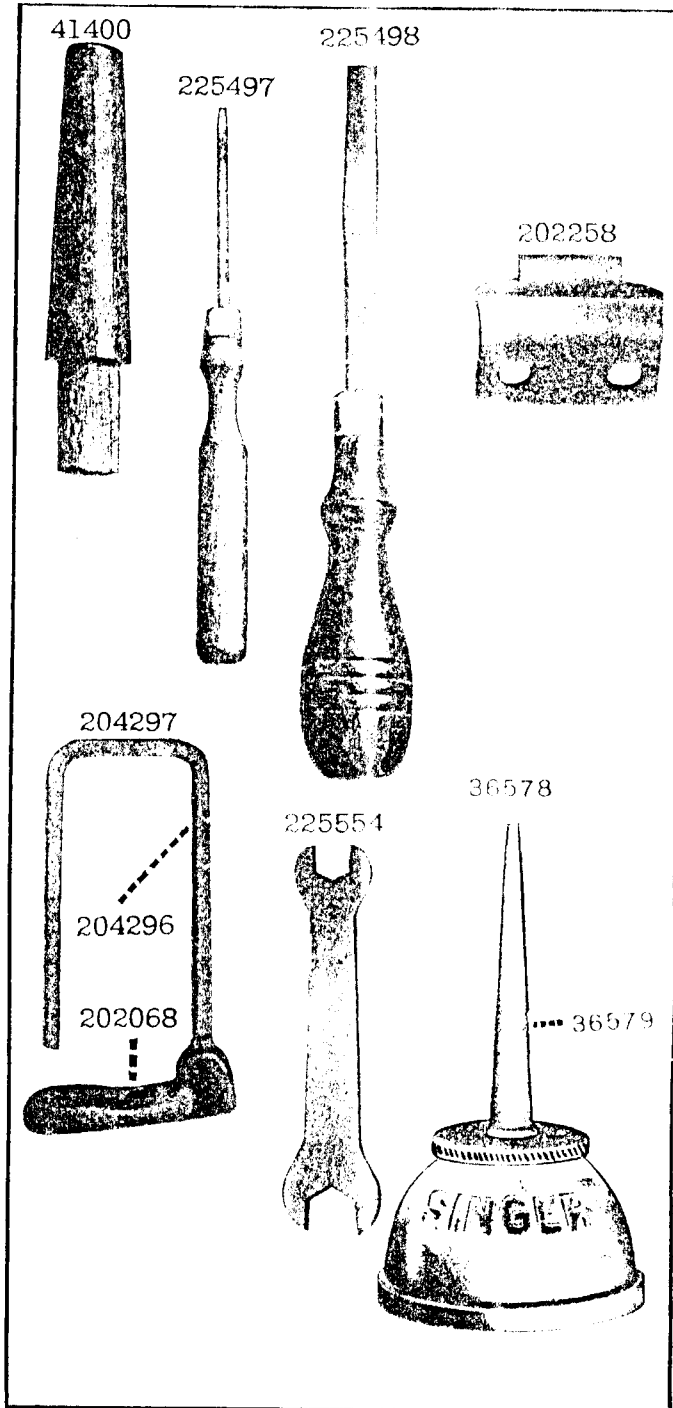


PLATE 12153-ONE-HALF SIZE



2857
PLATE 12309-FULL SIZE




PLATE 12319 - FULL SIZE

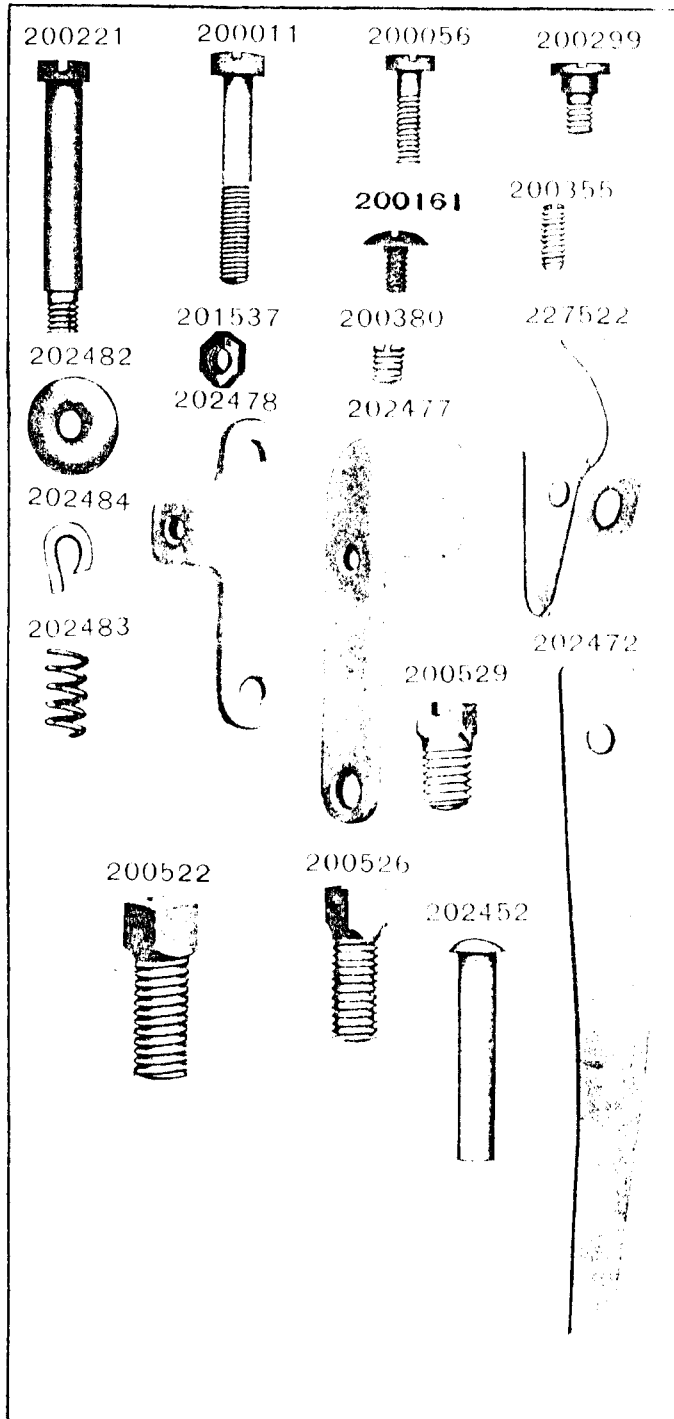


PLATE 12320 - ONE-HALF SIZE

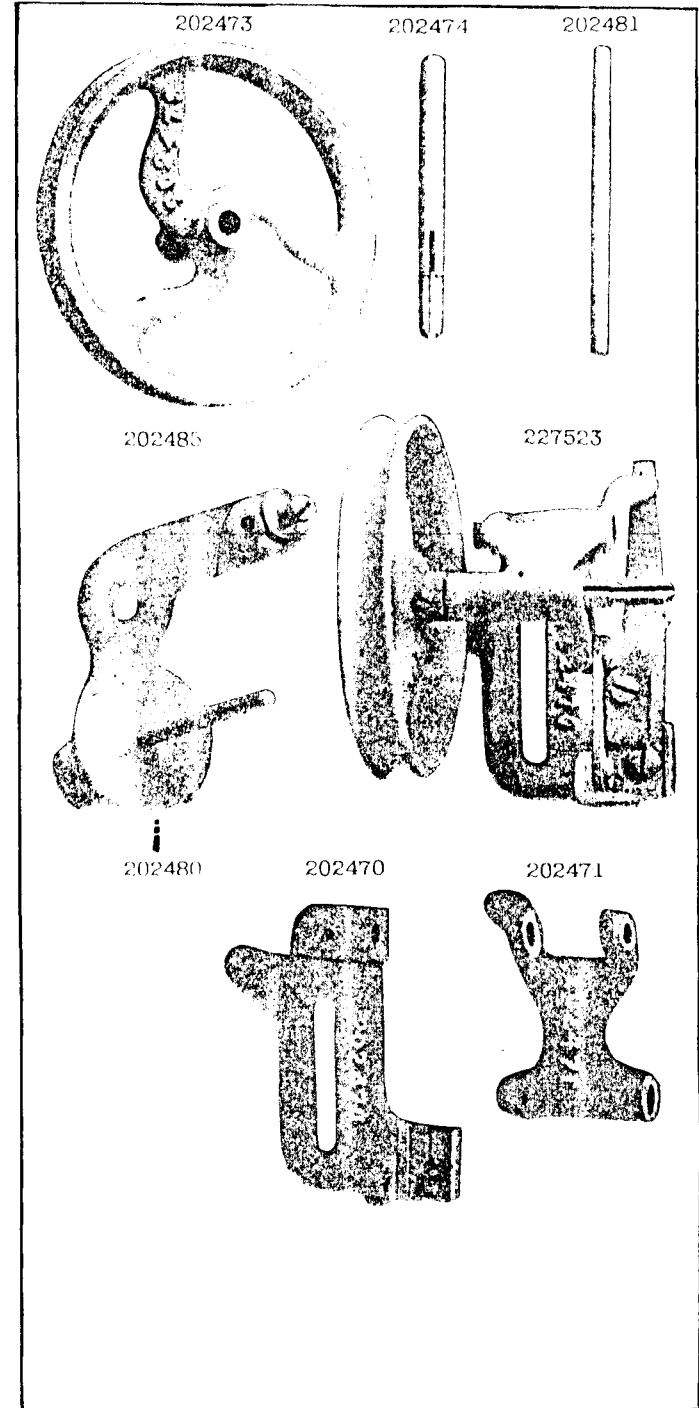


PLATE 12443 - FULL SIZE




PLATE 12718 - FULL SIZE

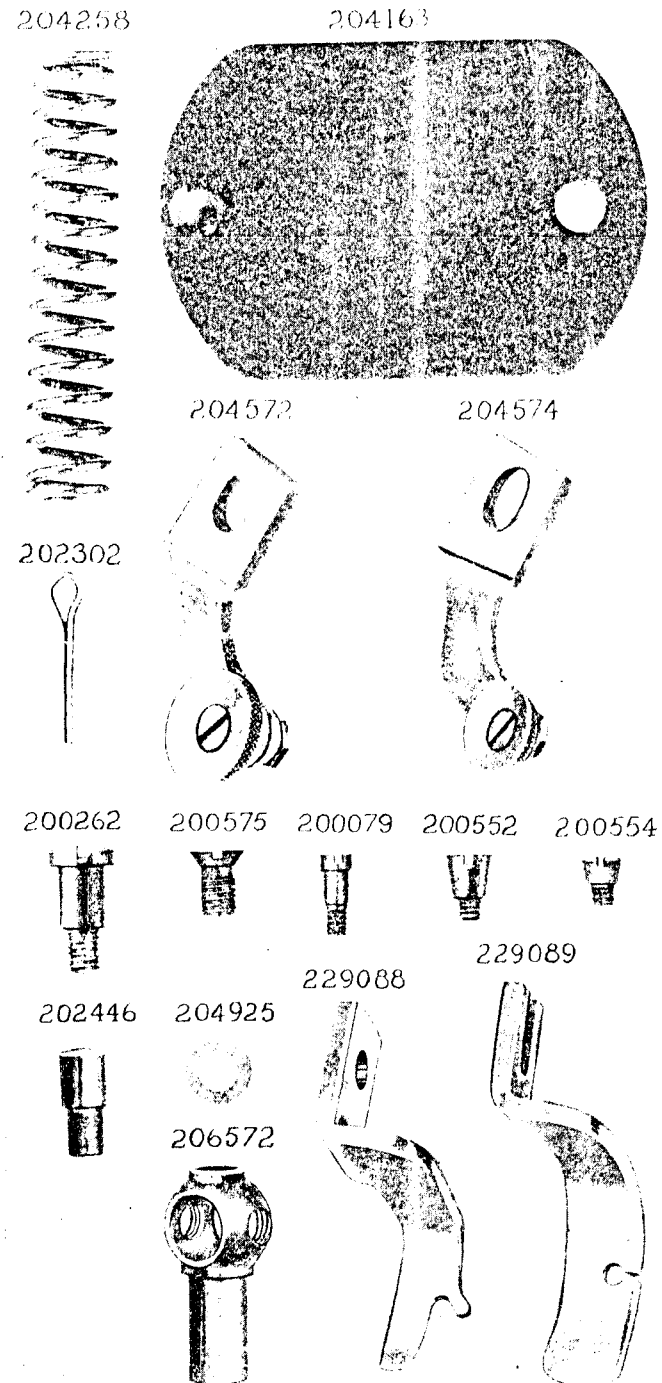


PLATE 12719--ONE-HALF SIZE

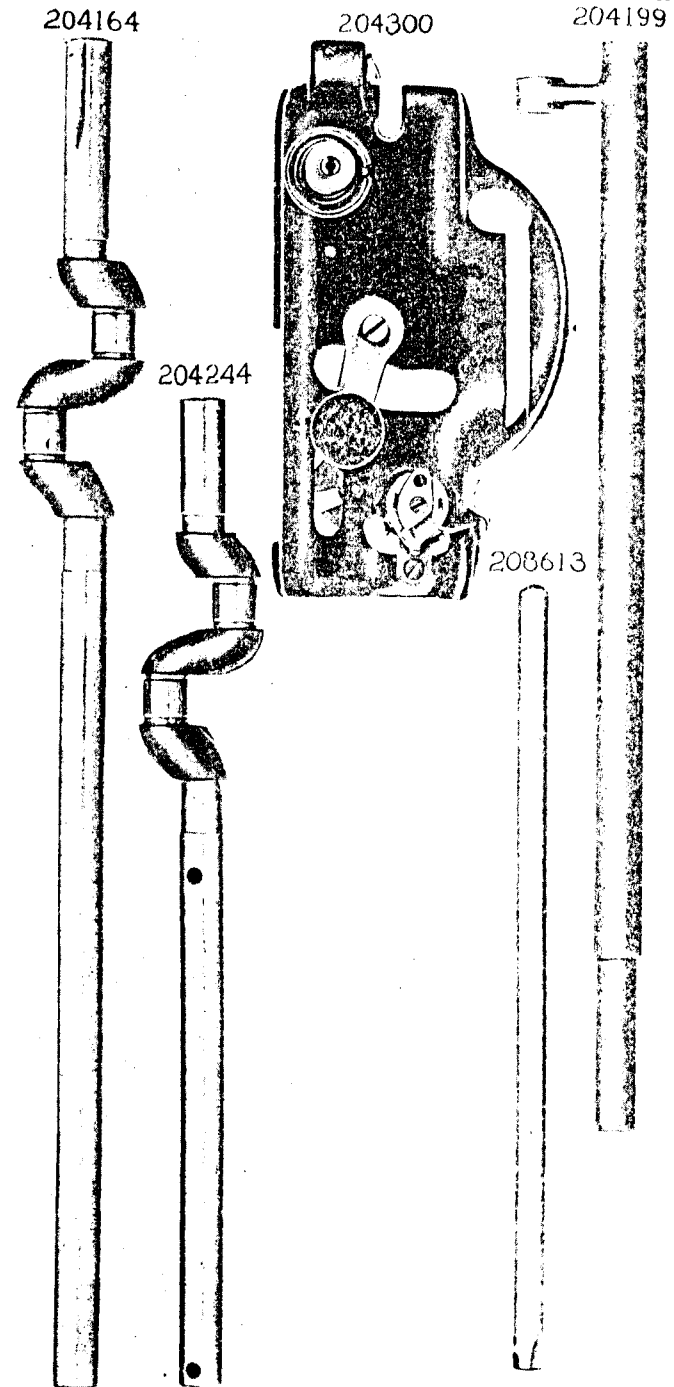


PLATE 12722--FULL SIZE





PLATE 12723 FULL SIZE

207224



207225



207442



207443






PLATE 12724—FULL SIZE


207467




207753



202616



202803



229798

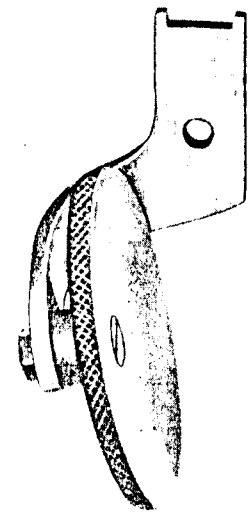


PLATE 12725—FULL SIZE

223010



201209



201515



204189




204190



206047



204201




204241



204235



204335



200688



204185



201525



200053



200431

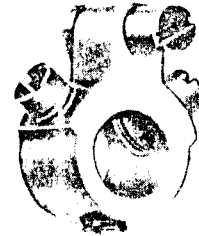


200382

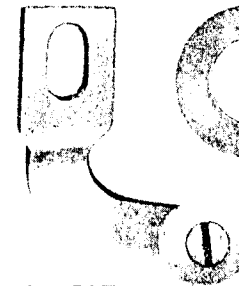


PLATE 12726—FULL SIZE


204240



204568



204242



202248



204243



204217



PLATE 12727--ONE-FOURTH SIZE

204291

204295

204294

204173

