

Form 18914, Revised

( 1037 )

Printed in U. S. A.

# LIST OF PARTS



MACHINE No. 175-36

---

THE SINGER MANUFACTURING COMPANY

# INSTRUCTIONS FOR OILING

THE MACHINE SHOULD BE OILED ONCE DAILY

Remove the two knurled thumb nuts and remove the large arm side cover from the front side of the machine.

Apply oil at all oil holes and at all points where parts are in movable contact at the top as well as inside the arm.

Replace the large arm side cover and tighten the two thumb nuts.

Lay the machine on its rear side and apply oil to all oiling points in the machine bed.

Turn down the hinged cover beneath the looper and apply oil to the cam on the looper shaft, then close the hinged cover.

Use only Singer "Manufacturing Sewing Machine Oil (Cloth and Leather)" for general use, or "Manufacturing Sewing Machine Oil (Stainless for White Goods)" where a stainless oil is desired.

## INDEX

	Page
Accessories.....	17
Belt and Pulley Guard.....	18
Machine Base.....	17
Machine No. 175-36.....	5
Obsolete Parts.....	20
Starting Lever and Foot Lifter Parts.....	18
Table Belt Guide.....	19
Thread Unwinder (for one spool).....	19

Copyright, U. S. A., 1935, 1936 and 1937

by The Singer Manufacturing Co.

All Rights Reserved for all Countries

# INSTRUCTIONS FOR ORDERING

In ordering from this list, use ONLY the part NUMBER in the FIRST column.

The number stamped on a Sewing Machine Part is in every case the number of the single part only.

Every combination of parts sent out as such has its specific number, which, although not stamped on the parts, must be used when ordering the combination.

Each number always indicates the SAME PART in whatever list it appears, or for whatever machine.

The letters after some of the numbers indicate the style of finish only, as follows:

- A-Hardened, Polished, Nickel Plated and Buffed
- B-Polished, Nickel Plated and Buffed
- C-Hardened Only
- D-Polished Only
- E-Soft, Not Polished
- F-Hardened and Polished
- F.J-Hardened, Polished and Nickel Plated
- G-Bright Rumbled and Nickel Plated
- H-Blued
- J-Nickel Plated Only
- K-Hardened and Nickel Plated
- L-Brass Plated
- M-Oxidized
- N-Japanned, Dull
- P-Japanned, Bright
- R-Merlized
- S-Cadmium Plating
- T-Copper Plated
- T.A-Hardened, Polished, Copper and Nickel Plated and Buffed
- T.B-Copper and Nickel Plated and Polished
- T.J-Copper and Nickel Plated Only
- T.K-Hardened, Copper and Nickel Plated
- T.L-Copper and Brass Plated
- T.M-Copper Plated and Oxidized
- U-Zinc Plated
- V-Silver Plated
- W-Polished and Nickel Plated
- X-Black Oxide, for Iron and Steel
- X.C-Hardened and Black Oxide, for Iron or Steel
- Y-Black Nickel Plated Only
- Z-Chromium Plated
- Z.A-Hardened, Polished, Nickel Plated, Buffed and Chromium Plated
- Z.B-Polished, Nickel Plated, Buffed and Chromium Plated
- Z.C-Hardened and Chromium Plated
- Z.J-Nickel and Chromium Plated

These letters MUST BE USED when they appear in the list; and AFTER the number as in the list.

In this series:


- 1 to 1500, 50001 to 51500 and 140001 to 142000 are Screw Numbers
- 1501 to 1800 and 51501 to 51800 are Nut Numbers
- 1801 to 2000 and 51801 to 52000 are Roller Numbers
- 2001 to 50000 and 52001 to 140000 and 142001 to 190000 are Sewing Machine Parts, 190001 and upward are numbers of Electrical Parts.

The figures in the second column refer only to the plates, illustrating the parts, and are NOT TO BE USED in ordering.

Parts marked with an asterisk (\*) are furnished only when repairs are made at factory.

# LIST OF PARTS COMPLETE

FOR



## MACHINE No. 175-36

For Sewing Extra Large Buttons on Coats, etc. For two and four hole flat buttons. In four hole buttons makes two parallel bars with one diagonal cross-over stitch. Makes eighteen stitches, including cross-over and knotting stitches. Has needle bar vibration. Clamp moves up the bed only when sewing four hole buttons. Needle bar stroke 1 7/8 inches. Special Universal button clamp for buttons from 10 to 120 ligne. Fitted with thread breaker or clamp, automatic and constant tensions, and thread positioning finger. The thread is broken at the completion of the operation by raising the button clamp. Speed 1000 R. P. M.

No.	Plate	Name
*175001	----	Arm with 15404 and two 15405.....
175002	21901	" Dowel Pin.....
*175003	----	" Rock Shaft.....
175340	22091	" " " 175003 with 175007 and 175341.....
175005	21901	Arm Rock Shaft Crank (back) with 1177E, 1521J and 140016E.....
1177E	21901	Arm Rock Shaft Crank (back) Clamping Screw.....
140016E	21901	Arm Rock Shaft Crank (back) Position Screw.....

No.	Plate	Name
1521J	21901	Arm Rock Shaft Crank (back) Position Screw Lock Nut.....
*175341	-----	Arm Rock Shaft Crank (front).....
175007	21901	" " " " Pin.....
140017E	21901	" Screw (long).....
670E	21901	" (short).....
175008	21901	" Side Cover (left).....
230J	21901	" " " " Screw.....
175009	-----	" " " (right).....
175010	22090	" " " " Screw Stud (long).
175011	22090	" " " " (short)
51649E	21901	" " " " Lock Nut
51650E	21901	" " " " Thumb Nut.....
*175497	-----	Bed.....
175013	22091	" End Cover (bottom).....
175751	-----	" " " " 175013 with 175016
175014	21901	" " " " Hinge Pin (left)..
175015	21901	" " " " (right).
175016	21901	" " " " Spring.....
175017	22090	" " " " Hook.....
175018	22091	" Top Cover (back) with two 175019....
175019	22090	" " " " Oil Tube (brass)...
140015W	22090	" " " " Screw.....
175020	22090	" " " (front).....
140019F	22090	" " " " Screw.....
175637	22091	Button Clamp (left) with 175023 and 175622.....
175638	-----	Button Clamp (left) 175637 with 230J, 140153C and 175639.....
*175023	22090	Button Clamp (left) Button Stop.....
140152C	22090	" " " " Hinge Screw.....
51676J	22090	" " " " Nut.....
175653	22090	" " " " Spacing Collar.....
140153C	22090	Button Clamp (left) Screw Stud.....
175659	22090	" " " " Spring.....
230J	21901	" " " " Screw.....
175622	22090	" " " " Steady Pin...
175640	22091	" " (right) with 175029 and 175322.....
175641	-----	Button Clamp (right) 175640 with 230J, 140153C and 175642.....
*175029	22090	Button Clamp (right) Button Stop.....
140152C	22090	" " " " Hinge Screw.....
51676J	22090	" " " " Nut.....
175653	22090	" " " " Spacing Collar.....
140153C	22090	Button Clamp (right) Screw Stud.....
175642	22090	" " " " Spring.....

No.	Plate	Name
230J	21901	Button Clamp (right) Spring Screw.....
175622	22090	" " " " Steady Pin..
175644	22091	" " " " Adjusting Slide.....
140151J	22092	" " " " Guide Screw
51675J	22092	" " " " " " "
		Lock Nut.....
1656J	22092	Button Clamp Adjusting Slide Thumb Nut..
175643	22091	" " " " Arm.....
175363	22093	" " " " Hinge Bracket.....
175034	22093	" " " " Hinge Pin.
175035	22093	" " " " " " "
		Bracket.....
160J	22092	Button Clamp Arm Hinge Bracket Hinge Pin Bracket Screw.....
175036	22093	Button Clamp Arm Hinge Bracket Shim (.003 in. thick).....
175037	-----	Button Clamp Arm Hinge Bracket Shim (.005 in. thick).....
175038	-----	Button Clamp Arm Hinge Bracket Shim (.007 in. thick).....
175039	-----	Button Clamp Arm Hinge Bracket Shim (.015 in. thick).....
140072K	22092	Button Clamp Arm Screw.....
175032	22056	" " " " Washer.....
175041	22056	" " " " Lifting Arm with 190J, 190K and 1259C.....
1259C	22056	Button Clamp Lifting Arm Set Screw.....
175042	22093	" " " " Chain, 4-1/4 in. long.....
175647	22092	Button Clamp Lifting Chain Bracket with two 190K.....
175648	22092	Button Clamp Lifting Chain Bracket Stud.
190K	22092	" " " " " " Set Screw
190K	22092	" " " " " " Screw (lower)
190K	22092	" " " " " " (upper)
190J	22092	" " " " " " "
		Lock Screw.....
175043	22093	Button Clamp Lifting and Thread Pull-off Holder Shaft.....
175044	22056	Button Clamp Lifting and Thread Pull-off Holder Shaft Collar with 458C.....
458C	22092	Button Clamp Lifting and Thread Pull-off Holder Shaft Collar Set Screw.....
175045	22056	Button Clamp Lifting and Thread Pull-off Holder Shaft Spring.....
175046	22056	Button Clamp Lifting and Thread Pull-off Holder Shaft Spring Collar with 458C
458C	22092	Button Clamp Lifting and Thread Pull-off Holder Shaft Spring Collar Set Screw

No.	Plate	Name
175047	22093	Button Clamp Lifting Rod.....
175048	22093	" " " " Arm with 160E and 50269C.....
160E	22092	Button Clamp Lifting Rod Arm Clamping Screw.....
50269C	22056	Button Clamp Lifting Rod Arm Position Screw.....
175049	22056	Button Clamp Lifting Rod Arm Stop Plate.
160J	22092	" " " " " " " " Screw.....
175032	22056	Button Clamp Lifting Rod Arm Stop Plate Screw Washer.....
42830	22056	Button Clamp Lifting Rod Cotter Pin....
175050	22093	" " " " Spring.....
175051	22056	" " " " Stop Collar with 160C.....
160C	22092	Button Clamp Lifting Rod Spring Stop Collar Set Screw.....
175646	22093	Button Clamp Opening Handle.....
230J	21901	" " " " Screw.....
175052	22093	" " Presser Bar.....
175053	22056	" " " " Collar with 458C
458C	22092	" " " " Set Screw.
175054	22092	" " " " Screw Bearing...
175055	22093	" " " " Spring.....
140023W	22092	" " Pressure Regulating Thumb Screw.....
1722J	22092	Button Clamp Pressure Regulating Thumb Screw Lock Nut.....
175649	22093	Button Clamp Spreader and Button Stop with 175656 and two 175622.....
*175656	-----	Button Clamp Spreader and Button Stop Slide.....
175622	22090	Button Clamp Spreader and Button Stop Slide Pin.....
140154K	22092	Button Clamp Spreader and Button Stop Slide Screw.....
175650	22093	Button Clamp Spreader and Button Stop Spring.....
175651	22093	Button Clamp Spreader and Button Stop Spring Guide Screw Stud.....
175652	22092	Button Clamp Spreader and Button Stop Spring Guide Screw Stud Holder.....
1521J	21901	Button Clamp Spreader and Button Stop Spring Guide Screw Stud Holder Nut..
175654	-----	Button Clamp complete, Nos. 1521J, 1656J 51675J, 140151J, 175363, 175638, 175641, 175643, 175644, 175646 to 175652 and two each 223J, 51676J, 140072K, 140152C, 140154K, 175032 and 175653.....

No.	Plate	Name
175060	22094	Face Plate.....
175061	-----	" " 175060 with 185J, 175062, 175063, 175065, 175066 and 202098...
120J	21938	Face Plate Screw.....
175062	21938	" " Thread Guide (lower) Plate...
185J	21938	" " " " " " Screw.....
175063	21938	Face Plate Thread Guide (lower) Plate Screw Spacing Collar.....
202098	21938	Face Plate Thread Guide (lower) Roller..
175065	21938	" " " " " " Pin
175066	21938	" " " " (upper).....
175306	22094	Feed Cam.....
175307	22094	" " Driving Worm.....
175069	22092	" " " " Pin.....
175306	22094	" " " " Wheel with 175229 and two 140026C.....
140026C	22092	Feed Cam Driving Worm Wheel Set Screw...
175071	22094	" " " " " " Shaft.....
175604	-----	" " " " " " 175071 with 175119 and 175309.....
127J	22056	Feed Cam Screw.....
175032	22056	" " Washer.....
175305	22094	" Plate, for 14 to 45 ligne buttons..
175655	22094	" " 45 to 120 ligne buttons.
Note: No. 175305 is regularly furnished with this machine, unless otherwise specified on order.		
175073	22094	Feed Plate Carrier.....
175074	22094	" " " " Driving Arm with 458C and 51923.....
175069	22092	Feed Plate Carrier Driving Arm Pin.....
51923	22092	" " " " " " Roller and Screw Stud.....
458C	22092	Feed Plate Carrier Driving Arm Set Screw
175075	22095	" " " " Guide Block (left)...
190J	22092	" " " " " " Screw
175076	22095	" " " " " " (right)...
190J	22092	" " " " " " Screw
51667C	22092	" " " " Regulating Nut with 175549.....
175548	22092	Feed Plate Carrier Regulating Nut Screw Stud.....
175078	22092	Feed Plate Carrier Regulating Nut Screw Stud Slide Block.....
175079	22092	Feed Plate Carrier Regulating Nut Screw Stud Washer.....
175549	22092	Feed Plate Carrier Regulating Nut Tightening Handle.....
*175080	-----	Feed Plate Carrier Regulator.....
175081	22095	" " " " 175080 with 228J and 175082.....

No.	Plate	Name
175627	-----	Feed Plate Carrier Regulator 175081 with 175069 and 175074 (for Agents only).
*175657	-----	Feed Plate Carrier Regulator 175081 with 175074 (for factory use only).....
*175082	-----	Feed Plate Carrier Regulator Shaft.....
175083	22096	" " " " Spring.....
160J	22092	" " " " " Screw (bed end).....
228J	22096	Feed Plate Carrier Regulator Spring Screw (regulator end).....
227J	22096	Feed Plate Screw.....
175085	21938	Looper.....
175086	22095	" Driving Shaft.....
175087	22095	" " " Bushing.....
175594	-----	" " " " 175087 with 175086, 175091 and 175092.....
51183E	21938	Looper Driving Shaft Bushing Clamping Screw.....
*175088	-----	Looper Driving Shaft Crank with 435C and 1258C.....
175525	21938	Looper Driving Shaft Crank 175088 with 175090.....
175089	21938	Looper Driving Shaft Crank Connecting Link.....
175659	-----	Looper Driving Shaft Crank Connecting Link 175089 with 175525 and 175526..
*175090	-----	Looper Driving Shaft Crank Connecting Link Hinge Stud.....
1285C	21938	Looper Driving Shaft Crank Position Screw.....
435C	21938	Looper Driving Shaft Crank Set Screw....
175091	21938	" " " Gear.....
175092	21938	" " " " Pin.....
458C	22092	" Set Screw.....
175093	22095	" Shaft with 458C.....
*175095	-----	" Crank with two 140027C.....
175526	21938	" " " 175095 with 175133... ..
140027C	21938	" " " Set Screw.....
*175133	-----	" " " Stud.....
175096	21938	Machine Rest Stud.....
458C	22092	" " " Set Screw.....
204383	22095	Needle Bar (hollow) with 200125F, 200175D and 204250.....
175348	21940	Needle Bar Connecting Link.....
140028C	21940	" " " " Hinge Screw..
1722J	22092	" " " " " Nut
175099	21940	" " " " " Stud with 160E.....
175629	-----	Needle Bar Connecting Link Hinge Stud 175099 with 1492J, 175100 and 175101

No.	Plate	Name
160E	22092	Needle Bar Connecting Link Hinge Stud Clamping Screw.....
175100	21940	Needle Bar Connecting Link Hinge Stud Thread Guide Plate.....
1492J	22096	Needle Bar Connecting Link Hinge Stud Thread Guide Plate Screw.....
175101	21940	Needle Bar Connecting Link Hinge Stud Thread Guide Roller.....
175349	21940	Needle Bar Connecting Stud (lower).....
1681J	21940	" " " " " Nut....
51652J	21940	" " " " " Lock Nut.....
175103	21940	Needle Bar Connecting Stud (lower) Washer.....
175104	21940	Needle Bar Connecting Stud (upper).....
1681J	21940	" " " " " Nut,..
51652J	21940	" " " " " Lock Nut.....
175103	21940	Needle Bar Connecting Stud (upper) Washer.....
175105	22095	Needle Bar Eccentric with 140027C.....
175106	21919	" " " Connecting Rod with 1521J, 140024E, 175535 and two 140029E.....
140029E	21940	Needle Bar Eccentric Connecting Rod Cap Screw.....
140024E	21940	Needle Bar Eccentric Connecting Rod Clamping Screw.....
1521J	21901	Needle Bar Eccentric Connecting Rod Clamping Screw Nut.....
140031C	21940	Needle Bar Eccentric Connecting Rod Hinge Screw.....
51653E	21940	Needle Bar Eccentric Connecting Rod Hinge Screw Nut.....
175535	21940	Needle Bar Eccentric Connecting Rod Oil Pad (felt).....
175108	21940	Needle Bar Eccentric Pawl with 175114... ..
175109	-----	Needle Bar Eccentric Pawl complete, Nos. 175108, 175110 and 175112.....
175110	21940	Needle Bar Eccentric Pawl Bracket with 175111.....
134E	21940	Needle Bar Eccentric Pawl Bracket Screw.
175111	21940	" " " " " Steady Pin.....
175112	22096	Needle Bar Eccentric Pawl Hinge Pin....
175113	22096	" " " " Spring.....
175114	22096	" " " " " Stud...
175119	22096	" " " " Pin.....
140027C	21938	" " " Set Screw.....
204250	22096	" " Thread Guide.....

No.	Plate	Name
200175D	22096	Needle Bar Thread Guide Screw.....
175309	22095	" " Vibrating Cam with 175185....
175119	22096	" " " " Pin.....
175120	21919	" " " " Lever.....
175756	22096	" " " " Adjusting Bracket with 458C and 1341C.....
175759	-----	Needle Bar Vibrating Lever Adjusting Bracket 175756 with 175123 and 175770.....
175757	22096	Needle Bar Vibrating Lever Adjusting Bracket Hinge Stud.....
175770	-----	Needle Bar Vibrating Lever Adjusting Bracket Hinge Stud 175757 with 175758.....
1341C	22096	Needle Bar Vibrating Lever Adjusting Bracket Hinge Stud Set Screw.....
175758	21941	Needle Bar Vibrating Lever Adjusting Bracket Hinge Stud Slide.....
51654C	21941	Needle Bar Vibrating Lever Adjusting Bracket Lock Nut.....
175123	21941	Needle Bar Vibrating Lever Adjusting Bracket Lock Nut Screw Stud.....
458C	22092	Needle Bar Vibrating Lever Adjusting Bracket Lock Nut Stud Set Screw....
175125	21941	Needle Bar Vibrating Lever Adjusting Bracket Lock Nut Washer.....
175126	21919	Needle Bar Vibrating Lever Arm with 51923.....
140033F	21922	Needle Bar Vibrating Lever Arm Hinge Screw.....
51923	22092	Needle Bar Vibrating Lever Arm Roller and Screw Stud.....
140024E	21940	Needle Bar Vibrating Lever Arm Screw....
175032	22056	" " " " " Washer
140034C	21941	" " " " " Hinge Screw..
140035C	21941	" " " " " Lock Screw.....
175127	21941	Needle Bar Vibrating Lever Hinge Screw Slide.....
*175421	-----	Needle Guide.....
175591	-----	" " 175421 with 175547 and two 218D.....
175546	22095	Needle Guide 175591 with 175131 and 175136.....
175130	21941	Needle Guide Cam with two 1259C.....
1259C	22056	" " " Set Screw.....
175131	21941	" " " Pin.....
175132	21941	" " Oscillating Crank with 140159E and 175134.....

No.	Plate	Name
140159E	21941	Needle Guide Oscillating Crank Clamping Screw.....
175016	21901	Needle Guide Oscillating Crank Spring...
175135	21941	" " " " " Hook (bed end).....
175134	21941	Needle Guide Oscillating Crank Spring Hook (crank end).....
175136	-----	Needle Guide Shaft.....
175094	21941	" " " Bushing.....
458C	22092	" " " Set Screw....
175547	21941	" " Thread Finger.....
218D	21941	" " " Screw.....
175138	22096	" Plate.....
140019F	22090	" " Screw.....
200125F	22096	" Set Screw.....
*175139	-----	Pulley.....
175140	21919	" 2-3/4 in.diam.,175139 with 51655J 140037C, 175141 and 175147.....
Note: No. 175140 is regularly furnished with this machine, unless otherwise specified on order.		
*175633	-----	Pulley.....
175634	-----	" 3-1/4 in.diam.,175633 with 51655J 140037C, 175141 and 175147.....
*175635	-----	Pulley.....
175636	-----	" 3-3/4 in.diam.,175635 with 51655J 140037C, 175141 and 175147.....
140037C	21921	Pulley Engaging Screw.....
51655J	21921	" " " Nut.....
175141	21921	" Oil Pad (wick).....
175142	21919	" Shaft.....
175597	-----	" " 175142 with 175069, 175105, 175143, 175144, 175150, 175307 and two 175119.....
175143	22096	Pulley Shaft Gear.....
175144	22096	" " " Pin.....
175145	21921	" Shifter.....
175146	21919	" " Holder with 51649J and 140078C.....
140078C	21921	Pulley Shifter Holder Set Screw.....
51649J	21901	" " " " " Lock Nut.
*175147	-----	" " Ring (V grooved).....
1178E	21921	" " Screw.....
175148	21919	Starting Crank with 1747J and 140039E...
175630	-----	" " 175148 with 175149 and 175155.....
140039E	21921	Starting Crank Adjusting Screw.....
1747J	21921	" " " " " Nut.....
175149	21921	" " Pin.....
175150	22095	Stop Dog.....

No.	Plate	Name
175151	21921	Stop Dog Cushion Spring.....
175152	22095	" " " " Holder with 50581C, 175151 and two 140040C.....
50581C	21921	Stop Dog Cushion Spring Holder Set Screw
140040C	21921	" " " " Set Screw.....
175119	22096	" " Pin.....
175153	21921	" Motion Retaining Collar.....
160J	22092	" " " " Screw.....
175154	21921	" " " " Stud..
882C	21921	" " " " " "
		Set Screw.....
175155	22095	Stop Motion Shaft.....
175156	21944	" " " Spring.....
175157	21944	" " " " Collar with 140041C.....
140041C	21921	Stop Motion Shaft Spring Collar Set Screw.....
175158	21944	Stop Motion Trip.....
175159	21944	" " " Block with 882C and 175154.....
140042C	21941	Stop Motion Trip Block Hinge Screw.....
51649E	21901	" " " " " Nut..
175113	22096	" " " Spring.....
175229	21921	" " " Point.....
160J	22092	" " " Screw.....
175032	22056	" " " Washer.....
175160	21922	Tension (automatic) Disc.....
175161	21922	" " " Position Pin....
1560C	21922	" " " Regulating Thumb Nut
175162	21922	" " " Releasing Cam with two 140027C.....
140027C	21938	Tension (automatic) Releasing Cam Set Screw.....
175522	21922	Tension (automatic) Releasing Disc.....
175163	22097	" " " Rod.....
1521J	21901	" " " Adjust- ing Nut.....
1521J	21901	Tension (automatic) Releasing Rod Ad- justing Nut Lock Nut.....
175164	22097	Tension (automatic) Releasing Rod Spring
175165	21922	" " " " Wear- ing Sleeve.....
140043C	21922	Tension (automatic) Screw Stud.....
175166	-----	" " " " 140043C with 1560C.....
125314	21922	Tension (automatic) Spring.....
175167	21922	" " Thread Eyelet.....
175168	-----	Tension (automatic) complete, Nos.125314 175166, 175522 and two 175160.....

No.	Plate	Name
175160	21922	Tension (stationary) Disc.....
175161	21922	" " " Position Pin..
1560C	21922	" " " Regulating Thumb Nut.....
140044C	21922	Tension (stationary) Screw Stud.....
175169	-----	" " " " 140044C with 1560C.....
13710	21922	Tension (stationary) Spring.....
175170	-----	Tension (stationary) complete, Nos.13710 175169 and two 175160.....
175171	21922	Thread Eyelet (back).....
175172	21922	" " (front).....
175173	21944	" Nipper Head.....
175174	21944	" " Plate.....
160J	22092	" " " Screw.....
175175	21944	" " " Washer.....
140045K	21944	" " Releasing Head Screw.....
175176	22098	" " " Lever.....
140046C	21944	" " " Hinge Screw
175177	21944	" " " Rod.....
175178	-----	" " " " 175177 with 175173.....
175179	21944	Thread Nipper Releasing Rod Spring (low- er).....
175180	21944	Thread Nipper Releasing Rod Spring (low- er) Washer.....
175181	21944	Thread Nipper Releasing Rod Spring (up- per).....
175182	21944	Thread Nipper Releasing Rod Spring Col- lar with 465C.....
465C	21944	Thread Nipper Releasing Rod Spring Col- lar Set Screw.....
175183	21944	Thread Nipper Releasing Screw Stud.....
1722J	22092	" " " " Nut..
175184	21944	" " " " " "
		Washer.....
175185	21945	Thread Nipper Releasing Stud.....
175161	21922	" " Thread Guide Pin.....
175186	21945	" Pull-off (back).....
175187	21945	" " " Holder with 160C and 1120C.....
160C	22092	Thread Pull-off (back) Holder Set Screw.
1120C	21945	" " " Set Screw.....
175188	21945	" " (front).....
175189	21945	" " " Holder with 1120C and 175190.....
175190	21945	Thread Pull-off (front) Holder Stop Pin.
1120C	21945	" " " Set Screw.....



No.	Plate	Name
175191	21945	Thread Pull-off Stop Collar with 160C and 175192.....
160C	22092	Thread Pull-off Stop Collar Set Screw...
175192	21945	" " " " Stop Pin....
175167	21922	" " Thread Eyelet.....
*15404	-----	Trade Mark.....
15405	-----	" " Rivet.....

**Genuine Singer Needles should be used in Singer Machines.**  
**These Needles and their Containers are marked with the Company's Trade Mark "SIMANCO." 1**

**Needles in Containers marked "For Singer Machines" are not Singer made needles. 2**

## ACCESSORIES

No.	Plate	Name
175193	21946	Button Tray with three 175194.....
175194	21946	" " Hinge Screw Stud.....
160C	22092	" " " " " Set Screw, for Machine Base.....
175195	21946	Hand Wheel with 1448C, for turning machine by hand.....
1448C	21945	Hand Wheel Set Screw.....
120342	21946	Oiler (copper plated) with 120343.....
120343	21946	" Spout, 3-1/2 in. long.....
26026	21946	Screw Driver.....
175197	21946	Wrench, for 140026.....
175198	21946	" " 140027.....

## MACHINE BASE

No.	Plate	Name
175199	-----	Machine Base with 175210.....
175200	21931	Machine Base complete, Nos. 145C, 160C, 1637J, 140047C, 140048C, 175032, 175199, 175208 to 175210, 175425 and four wood screws 7/8 in. No. 14 R.H.
140047C	21930	Machine Locating Screw Stud.....
*175201	-----	" Lock Plate.....
175115	21930	" " " 175201 with 175202, 175205 and 175206.....
175202	21930	Machine Lock Plate Position Stud.....
*175205	21930	" " Stud.....
51656J	21930	" " Thumb Nut.....
175206	21930	" " " " Screw Stud.....
175207	21930	" " " " Spring.....
175536	21930	" " " " Washer.....
175425	-----	Machine Lock complete, Nos. 51656J, 175115, 175207 and 175536.....
175208	21930	Machine Starting Lever with 175424.....
140048C	21930	" " " Hinge Screw.....
175032	22056	" " " " Washer
175209	21930	" " " Spring.....
175210	21930	" " " " Hook (long)
175424	21930	" " " " " (short)
145C	21930	" " " Stop Screw.....
1637J	21930	" " " " " Nut...

## BELT AND PULLEY GUARD

(HINGED)

No.	Plate	Name
175537	21932	Belt and Pulley Guard.....
175538	21932	" " " " Fill-in Piece (metal) with two wood screws 3/4 in. No. 10 R.H., for Trough Power Tables....
175539	21932	Belt and Pulley Guard Fill-in Piece (wood) with four wood screws 1-1/2 in. No. 12 F.H., for Flat Power Tables.....
175540	-----	Belt and Pulley Guard complete, for Individual Motor Tables and for 175544 Nos. 42830, 175537, 175543 and two wood screws 1 in. No. 14 F.H.....
175541	21932	Belt and Pulley Guard Hinge Pin.....
175542	21932	" " " " " " Bracket.
175543	21932	" " " " " " " "
		175542 with 175541.....
42830	22056	Belt and Pulley Guard Hinge Pin Cotter Pin.....
175544	-----	Belt and Pulley Guard with Fill-in Pieces complete, Nos. 175538 to 175540.....

## STARTING LEVER AND FOOT LIFTER PARTS

No.	Plate	Name
175215	-----	Foot Lifter Chain, 37 in. long with two 56865.....
56865	21945	Foot Lifter Chain Hook.....
175216	21931	" " Treadle.....
175217	21931	" " " Hinge Pin.....
175218	21931	" " " Stand.....
175219	21931	Foot Lifter Treadle complete, Nos. 175216 to 175218 and two wood screws 1 in. No. 14 F.H.....
175215	-----	Starting Lever Chain, 37 in. long with two 56865.. ..
56865	21945	Starting Lever Chain Hook.....
175216	21931	" " Treadle.....
175217	21931	" " " Hinge Pin.....
175218	21931	" " " Stand.....
175219	21931	Starting Lever Treadle complete, Nos. 175216 to 175218 and two wood screws 1 in. No. 14 F.H.....

## TABLE BELT GUIDE

No.	Plate	Name
175220	21931	Belt Guide (left) with 140035C.....
175221	21931	" " (right) with 140035C.....
140035C	21941	" " Set Screw.....
175222	21931	Pulley.....
175223	-----	" Shaft.....
175224	21931	" " 175223 with 1259E and 175227
175225	21931	" " Bracket with 444C.....
1259C	22056	" " Oil Plug Screw.....
175227	21931	" " " Wick.....
444C	21945	" " Set Screw.....
175228	21931	Table Belt Guide complete, Nos. 175220, 175221, 175224, 175225 and two each 175222 and wood screws 7/8 in. No. 14 R.H.....

## THREAD UNWINDER

(FOR ONE SPOOL)

No.	Plate	Name
225259	21933	Spool Rest with 201018C.....
150203	21933	" " Cushion (felt).....
225388	21933	" " Rod.....
200383C	21945	" " " Set Screw.....
201018C	21945	" " Set Screw.....
202490	21933	" Stand with 200383C.....
225391	21933	Thread Guide.....
201696J	21945	" " Lock Nut.....
225326	21945	" " Position Cup.....
225324	21933	" " Rod with 208E and 225322....
208E	21945	" " " Screw.....
225322	21945	" " " Washer.....
225260	21933	Thread Unwinder complete, Nos. 150203, 201696J, 202490, 225259, 225324, 225326, 225388, 225391 and three wood screws 7/8 in. No. 12 F.H.....
27739	21933	Thread Cone (wood) for large cones.....
225390	21933	" " Holder for inverted cones....

Note: Nos. 27739 and 225390 are used with, but not included in 225260.

## OBSOLETE PARTS

No.	Plate	Name
175310	22098	Button Clamp (left) with 4621, for 175311
175311	-----	" " " 175310 with 230J and 175314, for 175337.....
140057C	22096	Button Clamp (left) Hinge Screw for 175337.....
1521J	21901	Button Clamp (left) Hinge Screw Nut for 175337.....
175312	22097	Button Clamp (left) Holder for 175337...
140058C	22096	" " " " Hinge Screw for 175337.....
1521J	21901	Button Clamp (left) Holder Hinge Screw Nut for 175337.....
140059C	22098	Button Clamp (left) Position Screw for 175337.....
175313	22098	Button Clamp (left) Side Spring for 175337.....
228J	22096	Button Clamp (left) Side Spring Screw for 175337.....
175314	22098	Button Clamp (left) Top Spring for 175311.....
4621	22098	Button Clamp (left) Top Spring Position Pin for 175310.....
230J	21901	Button Clamp (left) Top Spring Screw for 175311.....
175315	22098	Button Clamp (right) with 4621.....
175316	-----	" " " 175315 with 230J and 175319, for 175337.....
140057C	22096	Button Clamp (right) Hinge Screw for 175337.....
1521J	21901	Button Clamp (right) Hinge Screw Nut for 175337.....
175317	22097	Button Clamp (right) Holder for 175337..
140058C	22096	" " " " Hinge Screw for 175337.....
1521J	21901	Button Clamp (right) Holder Hinge Screw Nut for 175337.....
140059C	22098	Button Clamp (right) Position Screw for 175337.....
175318	22098	Button Clamp (right) Side Spring for 175337.....
228J	22096	Button Clamp (right) Side Spring Screw for 175337.....
175319	22098	Button Clamp (right) Top Spring for 175316.....
4621	22098	Button Clamp (right) Top Spring Position Pin for 175315.....

## OBSOLETE PARTS

No.	Plate	Name
230J	21901	Button Clamp (right) Top Spring Screw for 175316.....
140060W	22098	Button Clamp Adjusting Thumb Screw for 175337.....
175320	22098	Button Clamp Adjusting Thumb Screw Block for 175337.....
140061J	22098	Button Clamp Adjusting Thumb Screw Block Screw for 175337.....
51660J	22098	Button Clamp Adjusting Thumb Screw Lock Nut, for 175337.....
67425	22098	Button Clamp Adjusting Thumb Screw Lock Washer for 175337.....
175321	22098	Button Clamp Adjusting Thumb Screw Plate for 175337.....
236J	22098	Button Clamp Adjusting Thumb Screw Plate Screw for 175337.....
4621	22098	Button Clamp Adjusting Thumb Screw Plate Steady Pin, for 175337.....
175322	22097	Button Clamp Arm with four each 175323 and 175324, for 175337.....
*175323	-----	Button Clamp Arm Insert for 140024 and 140062, for 175322.....
175324	22098	Button Clamp Arm Insert Pin for 175322..
175325	22097	" " " Hinge Bracket for 175337
140024C	21940	" " " Screw for 175337.....
175032	22056	" " " " Washer for 175337
175326	22097	" " Closing Spring for 175337..
175327	22099	" " " " Support for 175337.....
175328	22099	Button Clamp Closing Spring Support Plate for 175337.....
191J	22099	Button Clamp Closing Spring Support Plate Screw for 175337.....
690J	22099	Button Clamp Closing Spring Support Screw for 175337.....
175329	22099	Button Clamp Closing Spring Support Screw Spacing Collar for 175337.....
175330	22099	Button Clamp Lifting Handle for 175337..
690J	22099	" " " " Screw for 175337.....
175329	22099	Button Clamp Lifting Handle Screw Spac- ing Collar for 175337.....
175332	22099	Button Clamp Opening Handle for 175337..
228J	22096	" " " " Screw for 175337.....
175331	22099	Button Clamp Presser Bar Contact Block for 175337.....
140062C	22099	Button Clamp Presser Bar Contact Block Screw, for 175337.....

## OBSOLETE PARTS

No.	Plate	Name
175032	22056	Button Clamp Presser Bar Contact Block Screw Washer.....
175333	22097	Button Clamp Spreader for 175337.....
191J	22099	" " " Screw for 175337..
140021C	22099	" " " " Stud for 175337.....
175334	22099	Button Stop for 175336.....
175335	22099	" " Body for 175336.....
175336	-----	" " " 175335 with 1492J and 175334, for 175337.....
140063K	22099	Button Stop Body Screw, for 175337.....
458C	22092	" " " " Lock Screw for 175337.....
1492J	22096	Button Stop Screw for 175336.....
175337	-----	Button Clamp complete, Nos. 236J, 51660J, 67425, 140060W, 175311 to 175313, 175316 to 175318, 175320 to 175322, 175325 to 175328, 175330, 175331, 175333, 175336, two each 228J, 458C, 690J, 4621, 140021C, 140024C, 140057C 140058C, 140059C, 140061J, 140062J, 140063K, 175329, 175332 and four each 191J, 228J, 1521J and 175032, use 175042, 175052 and 175654.....


**Genuine Singer Needles should be used  
in Singer Machines.  
These Needles and their Containers  
are marked with the  
Company's Trade Mark "SIMANCO." 1**

**Needles in Containers marked  
"For Singer Machines"  
are not Singer made needles. 2**


ILLUSTRATIONS  
OF  
PARTS

PLATE 21901 - FULL SIZE

175005  
Page 5



175008  
Page 6



1177  
Page 5



140016  
Page 5



140017  
Page 6



670  
Page 6



175007  
Page 6



175002  
Page 5



51650  
Page 6



175016  
Page 6



230  
Page 6



1521  
Page 6



51649  
Page 6



175014 175015  
Page 6 Page 6



PLATE 21919 - ONE-HALF SIZE

175120  
Page 12




175106  
Page 11




175142  
Page 13



175146  
Page 13



175140  
Page 13



175148  
Page 13




175126  
Page 12




PLATE 21921 - FULL SIZE

140078  
Page 13



140037  
Page 13



175141 175149  
Page 13 Page 13



175145  
Page 13



1178  
Page 13



140039  
Page 13



175153  
Page 14



51655  
Page 13



175151  
Page 14



140041  
Page 14



140040  
Page 14



1747  
Page 13



175229  
Page 14



50581  
Page 14



175154  
Page 14




882  
Page 14



PLATE 21922 - FULL SIZE

175160  
Page 14



175522  
Page 14



1560  
Page 14



175161  
Page 14



175165  
Page 14



140033  
Page 12



175171  
Page 15



175167  
Page 14



175172  
Page 15



140043  
Page 14



140044  
Page 15



125314  
Page 14



13710  
Page 15



175162  
Page 14




PLATE 21930 - FULL SIZE

175115  
Page 17



175208  
Page 17



175424  
Page 17



140047  
Page 17




140048  
Page 17



175210  
Page 17



175207  
Page 17



175205  
Page 17



51656  
Page 17



175206  
Page 17



175202  
Page 17



175209  
Page 17



175536  
Page 17



1637  
Page 17




145  
Page 17



PLATE 21931 - ONE-FOURTH SIZE


175200  
Page 17



175228  
Page 19

175219  
Page 18

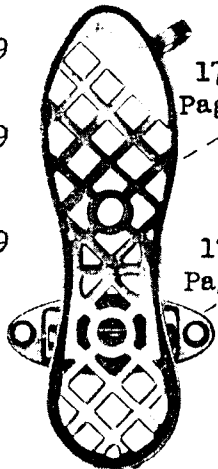
175220  
Page 19



175225  
Page 19

175221  
Page 19

175222  
Page 19



175216  
Page 18

175218  
Page 18

175227  
Page 19



175224  
Page 19




175217  
Page 18




PLATE 21932 - ONE-FOURTH SIZE


175537  
Page 18



175539  
Page 18



175538  
Page 18



175543  
Page 18



175542  
Page 18

175541  
Page 18



PLATE 21933 - ONE-FOURTH SIZE

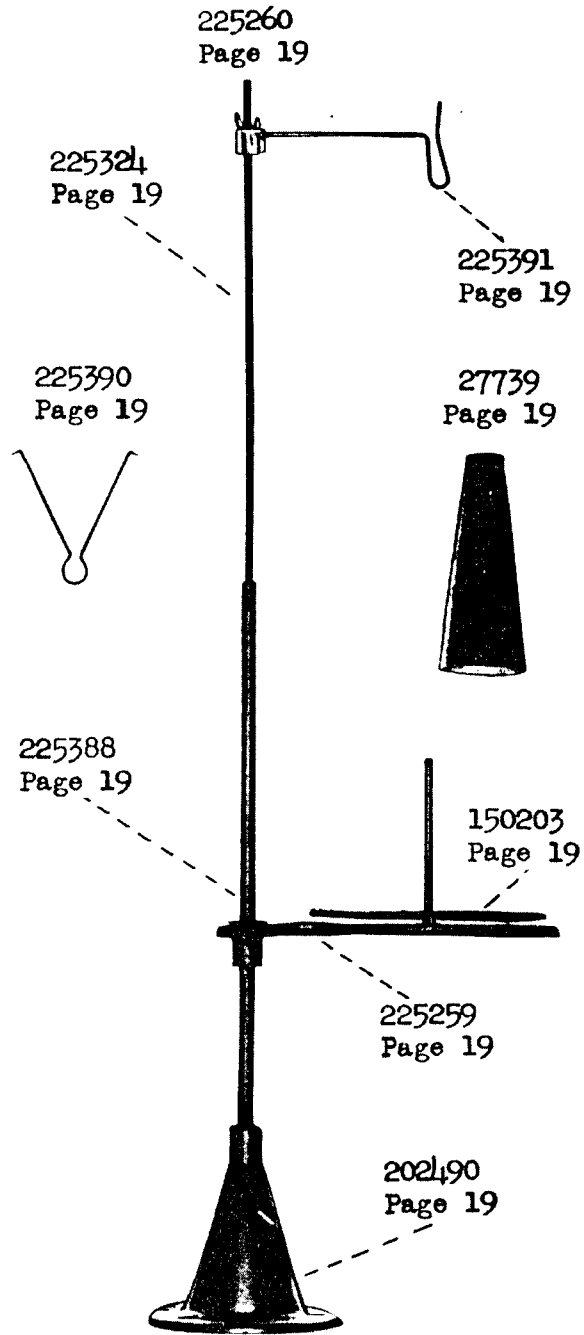


PLATE 21938 - FULL SIZE

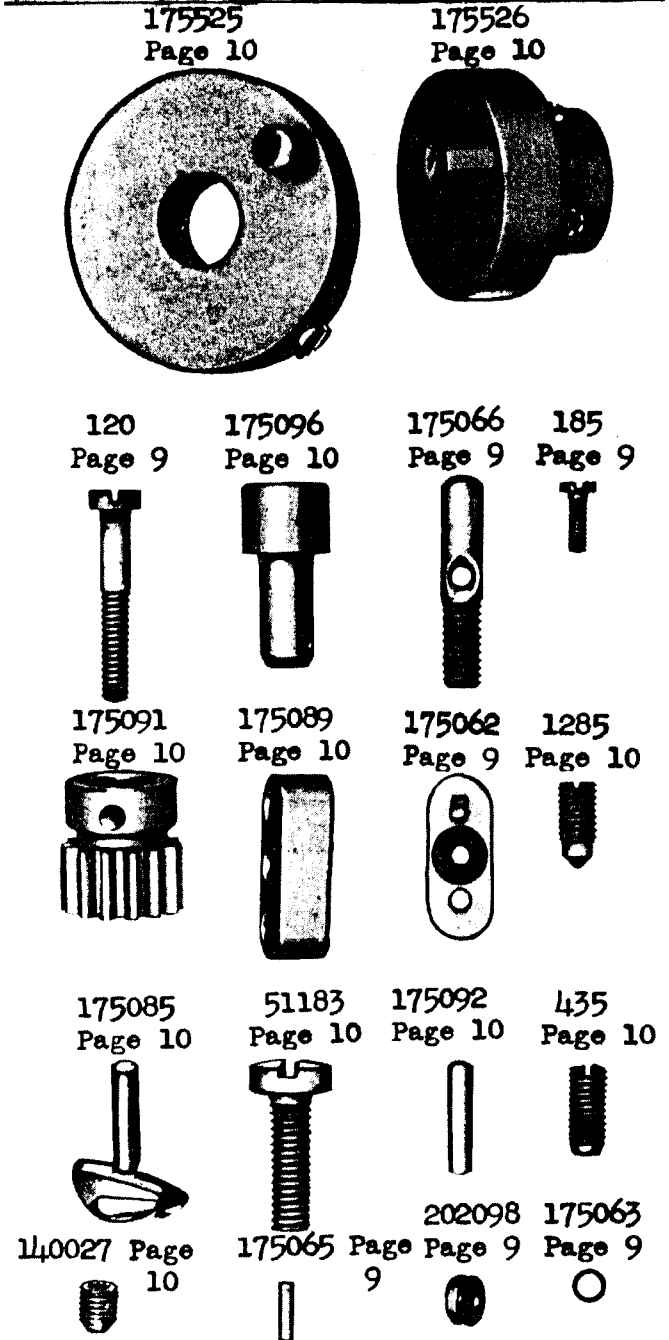
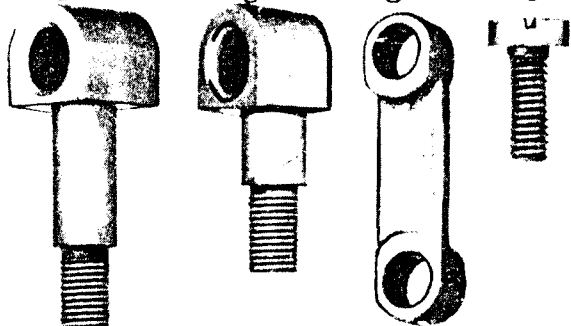


PLATE 21940 - FULL SIZE

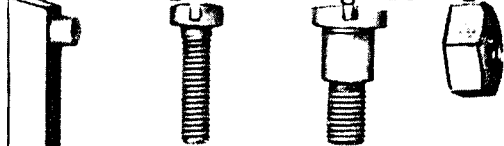
175104 Page 11    175349 Page 11    175348 Page 10    134 Page 11



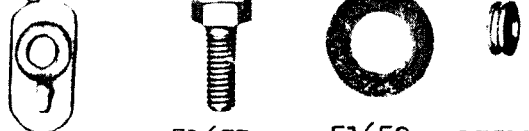
175110 Page 11    175099 Page 10    140031 Page 11



175108 Page 11    140029 Page 11    140028 Page 10    1681 Page 11



175100 Page 11    140024 Page 11    175103 Page 11    175101 Page 11




175535 Page 11    51653 Page 11    51652 Page 11    175111 Page 11

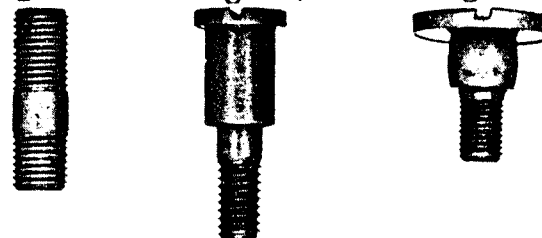


PLATE 21941 - FULL SIZE

51654 Page 12    175758 Page 12    175125 Page 12




175123 Page 12    140042 Page 14    140034 Page 12



175127 Page 12    140035 Page 12    175131 Page 12    140159 Page 13



175132 Page 12    175134 Page 13    175135 Page 13    175094 Page 13



175547 Page 13    218 Page 13    175130 Page 12





PLATE 21944 - FULL SIZE


175177  
Page 15



175159  
Page 14



175156  
Page 14


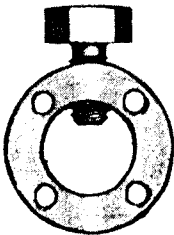


175173  
Page 15




175158  
Page 14


175157  
Page 14



140046  
Page 15



175174  
Page 15



175183  
Page 15



140045  
Page 15



175182  
Page 15



175181  
Page 15



175175  
Page 15



175180  
Page 15



175179  
Page 15



175184  
Page 15



465  
Page 15



PLATE 21945 - FULL SIZE

175188  
Page 15



56865  
Page 18



201696  
Page 19



1120  
Page 15



175185  
Page 15



175186  
Page 15



175192  
Page 16



225322  
Page 19



201018  
Page 19



208  
Page 19



175191  
Page 16



175187  
Page 15



175189  
Page 15



225326  
Page 19



444  
Page 19



200383  
Page 19



1148  
Page 17

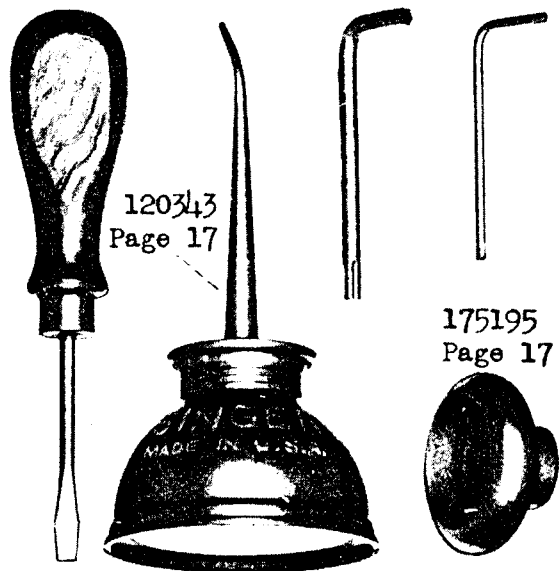


175190  
Page 15



PLATE 21946 - ONE-HALF SIZE

26026 Page 17    120342 Page 17    175197 Page 17    175198 Page 17



120343  
Page 17

175195  
Page 17

175194  
Page 17



175193  
Page 17


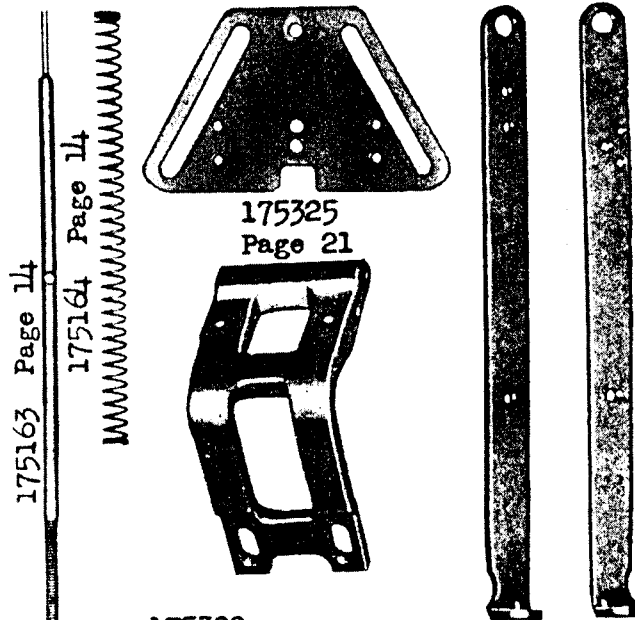


PLATE 22097 - ONE-HALF SIZE

175333 Page 22    175317 Page 20    175312 Page 20



175163 Page 14

175164 Page 14

175325  
Page 21

175322  
Page 21

175326  
Page 21

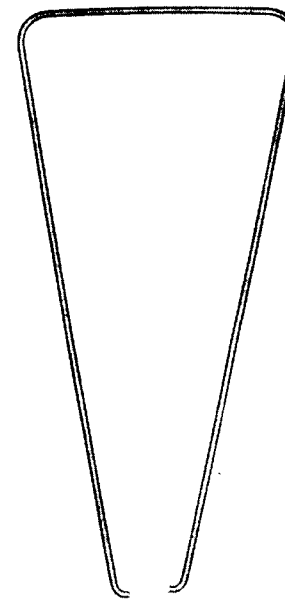
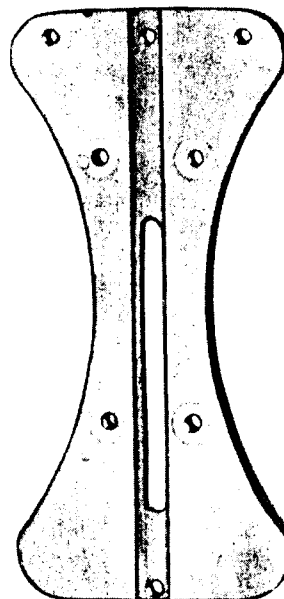
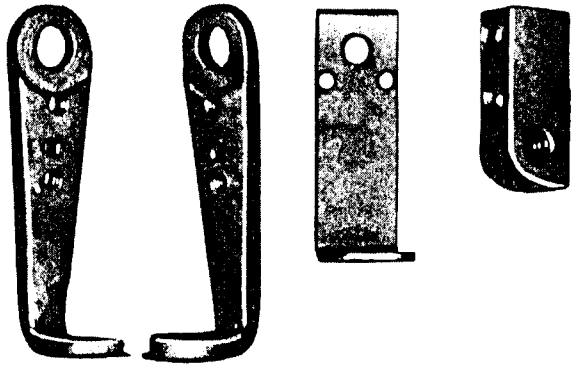
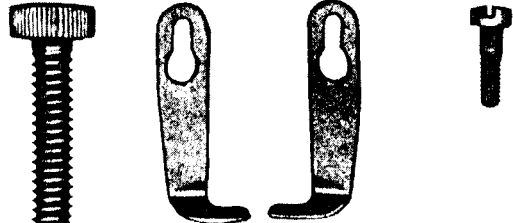


PLATE 22098 - FULL SIZE

175310 Page 20    175315 Page 20    175321 Page 21    175320 Page 21



140060 Page 21    175314 Page 20    175319 Page 20    140061 Page 21



175313 Page 20    175318 Page 20    175324 Page 21    4621 Page 20

51660 Page 21    67425 Page 21    236 Page 21    140059 Page 20



175176 Page 15


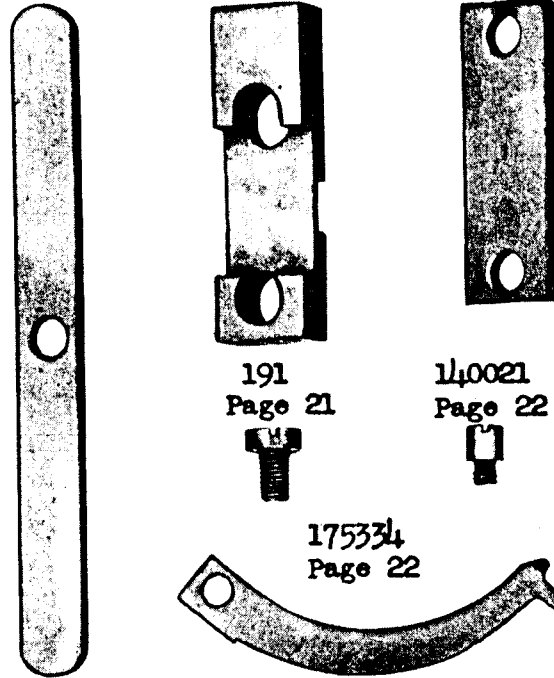


PLATE 22099 - FULL SIZE

175330 Page 21    175331 Page 21    175328 Page 21



191 Page 21

140021 Page 22



175334 Page 22




175335 Page 22

175332 Page 21

175327 Page 21

140062 Page 21



140063 Page 22

690 Page 21

175329 Page 21

