

SINGER
246K20,K21

ILLUSTRATED
LIST OF PARTS

FOR

Nos. 246K20 and 246K21
Machines



INSTRUCTIONS FOR OILING

To ensure easy running and prevent unnecessary wear of the parts which are in movable contact, the machine requires oiling and when in continuous use, the oil gauge should be checked daily. The oil level should be maintained at the midpoint of the gauge.

To oil the machine, apply "TYPE A" OIL, sold only by Singer Sewing Machine Company, to the oil filler cup on top of the machine, as instructed in Form K6194.

CONTENTS

	Page
Accessories	20
Belt Guard (adjustable)	20
Chip Chute	20
Foot Lifter Parts	21
Machine Base	21
Numerical List of Parts	23
Parts Complete for 246K20 Machine	5
Parts Special to 246K21 Machine	16
Sets of Fittings Complete	18
Thread Unwinder...	22

INSTRUCTIONS FOR ORDERING

In ordering from this List, the prefix and affix letters with the part number MUST BE quoted exactly as they are shown in the first column.

A number always indicates the same part in whatever List it may appear, or for whatever machine.

The affix letters (where shown) indicate the style of finish, as follows:—

- A. Hardened, Polished, Nickel Plated and Buffed.
- B. Polished, Nickel Plated and Buffed.
- C. Hardened only.
- D. Polished only.
- E. Soft, Not Polished.
- F. Hardened and Polished.
- G. Bright Rumbled and Nickel Plated.
- H. Blued.
- J. Nickel Plated only.
- K. Hardened and Nickel Plated.
- L. Brass Plated.
- M. Oxidized.
- R. Phosphate Coating Formed on Surface of Iron or Steel.
- S. Cadmium Plated.
- T. Copper Plated.
- U. Zinc Plated.
- V. Silver Plated.
- W. Polished and Nickel Plated.
- X. Black Oxide for Iron and Steel.
- Y. Black Nickel Plated only.
- Z. Chromium Plated.
- A.A. Buffed and Chromium Plated.
- A.B. Hardened, Polished, Buffed and Chromium Plated.
- A.E. Hardened, Bright Rumbled and Nickel Plated.
- A.F. Hardened, Bright Rumbled, Nickel Plated, Bright Rumbled and Chromium Plated.
- A.G. Alumilite (Plain)
- A.H. Alumilite (Dyed). Colour must be stated.
- A.J. Polished, Nickel Plated and Chromium Plated.
- A.K. Hardened, Polished, Nickel Plated and Chromium Plated.
- A.L. Heat Treated for Toughness.
- A.L.D. Heat Treated for Toughness and Polished.
- A.L.J. Heat Treated for Toughness and Nickel Plated.
- A.L.X. Heat Treated for Toughness and Black Oxide.
- A.L.Z.B. Heat Treated for Toughness and Polished, Nickel Plated, Buffed and Chromium Plated.
- A.S. Black Moulded Phenolic.
- A.T. Beige Moulded Phenolic.
- A.U. Brown Moulded Phenolic.
- A.W. Hardened then Flame Coated with Tungsten Carbide.
- B.A. Chrome Nickel, Satin Finish.
- B.B. Hardened and Chrome Nickel, Satin Finish.
- C.R. Hardened and Phosphate Coating Formed on Surface of Steel.
- C.U. Hardened and Zinc Plated.
- F.J. Hardened, Polished and Nickel Plated.
- T.A. Hardened, Polished, Copper and Nickel Plated and Buffed.
- T.B. Copper and Nickel Plated and Polished.
- T.J. Copper and Nickel Plated only.
- T.K. Hardened, Copper and Nickel Plated.
- T.L. Copper and Brass Plated.
- T.M. Copper Plated and Oxidized.
- X.C. Hardened and Black Oxide for Iron and Steel.
- Z.A. Hardened, Polished, Nickel Plated, Buffed and Chromium Plated.
- Z.B. Polished, Nickel Plated, Buffed and Chromium Plated.
- Z.C. Hardened and Chromium Plated.
- Z.D. Polished and Chromium Plated.
- Z.G. Bright Rumbled, Nickel Plated, Bright Rumbled and Chromium Plated.
- Z.J. Nickel and Chromium Plated.
- Z.T. Copper and Chromium Plated.

Parts marked with an asterisk (*) are furnished only when the repairs are made at Factory.

PARTS COMPLETE

FOR

No. 246K20 MACHINE

For Trimming and Overedging Bathing Suits, House Dresses and similar articles up to $\frac{1}{2}$ in. in thickness. Two Needles. Two Loopers. Four-thread dual stitch. Gathering feed. Trimmer. Foot Lifter. Automatic Lubrication and Oil Cooling System.

No.	Plate	Name			
164864	24881	Chain Cutter Chain Retainer (spring)
665j	24881	" " " " (") Screw
164865	24881	" " with Chain Retainer, complete, Nos. 164861, 164863, 164864 and two 665j
164863	24881	Chain Cutter Holder
164861	24881	" " Knife
665j	24881	" " " Screw
164001	24878	Chip Guard
1209j	24878	" " Screw (lower)
140509j	24878	" " " (upper)
164613	24878	Cloth Plate
164002	24878	" " Extension
51408j	24878	" " " Screw
1700j	24878	" " " Nut
931084	24878	" " " " Lock Washer
164205	24878	" " Lock Spring
1700j	24878	" " " Nut
931084	24878	" " " " Lock Washer
1250al	24878	" " " Screw Stud
164104	24878	" " Plunger
164105	24878	" " " Spring
624al	24878	" " " Set Screw
164106	24878	" " Position Collar with two 624al
624al	24878	" " " Set Screw
164614	24878	Cloth Plate with Extension, complete, Nos. 164002, 164205, 164613, two each 1700j, 51408j and 931084
164003	24879	Feed Bar Hinge Pin (eccentric)
1389al	24879	" " " Set Screw
164004	24879	" " Slide Block (back)
1628c	24879	" " " (") Nut
17022	24879	" " " (") " Washer
164366	24879	" " " (front)

No.	Plate	Name
164687	24879	Feed (back) Bar with 164010
164017	24879	" (") " Connection
164008	24879	" (") " " Bearing
164009	24879	" (") " " Hinge Screw Stud
1671c	24879	" (") " " " " Nut
164010	24879	" (") " " " " " " Position Pin
164615	24886	Feed (back) Dog Section (left)
164616	24886	" (") " " (right)
1100al	24886	" (") " " (") Screw
164617	24886	Feed (back) Dog, complete, Nos. 1100al, 164615 and 164616
1454f	24886	" (") " Screw
164020	24879	" (") Eccentric
<i>NOTE. Feed (back) Eccentric No. 164020 is furnished in 6 to 16, 18, 20, 22, 24, 28, 32 and 36 stitches to the inch, unless otherwise stated No. 164020 (11 stitches to the inch) is supplied regularly.</i>		
164006	24879	Feed (front) Bar with 164010
164007	24879	" (") " Connection
164018	24879	" (") " " Bearing
164009	24879	" (") " " Hinge Screw Stud
1671c	24879	" (") " " " " Nut
164010	24879	" (") " " " " " " Position Pin
164370	---	Feed (back) and (front) Bars, complete, Nos. 164006 to 164008, 164017, 164018, 164366, 164687, two each 1671c, 164004 and 164009
164618	24886	Feed (front) Dog
1454f	24886	" (") " Screw
164020	24879	" (") Eccentric
<i>NOTE. Feed (front) Eccentric No. 164020 is furnished in 6 to 16, 18, 20, 22, 24, 28, 32 and 36 stitches to the inch, unless otherwise stated No. 164020 (11 stitches to the inch) is supplied regularly.</i>		
164520	24879	Feed Eccentric Cover
164399	24879	" " " Bracket with 164023
157c	24879	" " " " Screw
629k	24879	" " " Hinge Screw
164401	24879	" " " Latch Spring
227j	24879	" " " " Screw
164023	24879	" " Oil Wick
164521	24879	Feed Eccentric Cover, complete, for use with eccentrics of 4 stitches and above, Nos. 629k, 164399, 164401, 164520 and two 227j
164372	2867	Feed Lifting and Knife (movable) Lever Eccentric

No.	Plate	Name
164455	24881	Finger Guard
164456	24881	" " Adaptor
1259al	2870	" " " Screw
1423j	24881	" " Screw
164556	2868	Knife (movable) (2)
164027	2868	" (") Clamp
140050c	2868	" (") " Screw
164028	2868	" (") Guard (lower)
164458	2868	" (") " (upper)
164029	2868	" (") Holder
198j	2868	" (") " Screw
164030	2868	" (") " " Bearing
164714	2868	" (") Lever with 620al
164715	---	" (") " 164714 with 132583, 164035, 164136 and 164153
164032	2868	" (") " Bearing
147al	2868	" (") " " Set Screw (long)
624al	2868	" (") " " " (short)
164373	2870	" (") " Cover and Presser Bar (upright) Housing with 1259al
50073j	2870	" (") " " " " Bar (upright) Housing Screw (2)
164885	---	Knife (movable) Lever Cover and Presser Bar (upright) Housing, complete, Nos. 50060k, 164137, 164139, 164142 to 164144, 164194, 164373 and 164884
164180	24881	Knife (movable) Lever Guide
164181	24881	" (") " " Holder with two 140239al
164824	24881	" (") " " " 164181 with 197j, 164180, 164823 and 164827
140239al	24881	" (") " " " Set Screw
164823	24881	" (") " " " Thread Tube
447al	24881	" (") " " " " Set Screw
197j	24881	" (") " " " Screw
132583	2868	" (") " Hinge Pin with 132584
132584	2868	" (") " " " Oil Wick
620al	2868	" (") " " " Set Screw
164034	2868	" (") " " " Stud
164035	---	" (") " " " 164034 with 164036 and 164269
164036	2868	" (") " " " Oil Wick (long)
164269	---	" (") " " " " (short)
447al	2868	" (") " " " Set Screw (back)
1443al	2868	" (") " " " " (top)
164233	2868	" (stationary) (2)
161744	2868	" (") Clamping Gib

No.	Plate	Name
140788c	2868	Knife (stationary) Clamping Gib Screw
3146	2868	" (") " " " Washer
164746	2868	" (") Holder
164747	"	" (") " (adjustable) complete, Nos. 742f, 164745 and 164746
164748	2868	Knife (stationary) Holder (adjustable) with Gib, complete, Nos 3146, 140788c, 164744 and 164747
164590	2868	Knife (stationary) Holder Adjusting Stud
190e	2868	" (") " " " Cap Screw
39541	2868	" (") " " " " Washer
164745	2868	" (") " Body with two 50611e
50611c	2868	" (") " Position Screw
742f	2868	" (") " Screw
164042	2868	" (") " Sleeve
140088c	2868	" (") " " Screw
175032	2868	" (") " " " Washer
164043	2868	" (") " Spring
164525	2868	" (") " " Stud
164462	"	Lint Stripper with 735al
735al	"	" " Screw
164619	24883	Looper (left hand)
164046	24883	" (" ") Carrier with 460al, 50379f and 164202
164660	24883	" (" ") " Holder with 1083c, 140393al and 140596al
164661	"	" (" ") " " 164660 with 1324c, 59456 and 164046
1083c	24883	" (" ") " " Clamping Screw
140596al	24883	" (" ") " " Set Screw (left)
140393al	24883	" (" ") " " " " (right)
1324c	24883	" (" ") " Screw
460al	24883	" (" ") " " Set Screw
59456	24883	" (" ") " " Washer
164048	24883	" (" ") Driving Shaft
164049	24883	" (" ") " " Bushing (back)
140394e	24883	" (" ") " " " (") Cap Screw
164293	24883	" (" ") " " " (") " " Washer (fibres)
164737	24883	" (" ") " " " (front)
164051	24883	" (" ") " " Crank with 1083c
164215	"	" (" ") " " " 164051 with 164052
1083c	24883	" (" ") " " " Clamping Screw
164052	24883	" (" ") " " " Connection with two each 171al and 140159al
171al	2867	" (" ") " " " Connection Cap (lower) Screw

No.	Plate	Name
140159al	2867	Looper (left hand) Driving Shaft Crank Connection Cap (upper) Screw
164067	24883	" (" ") " " Crank Key
1324c	24883	" (" ") " " " " Screw
45057	24883	" (" ") " " " " Washer
164053	2867	" (" ") " " " Thrust Bearing
164739	24883	" (" ") " " Oil Ring (rubber)
164740	24883	" (" ") " " " " Spacer
50379f	24883	" (" ") Set Screw
164202	24883	" (" ") Stop Pin
164054	24883	" (" ") Thread Tube
853al	24886	" (" ") " " Set Screw
164375	24883	" (right hand)
164056	24883	" (" ") Carrier with 50370e
164828	24883	" (" ") " Connection
164829	"	" (" ") " " Guide Bar, Nos. 1700j, 50420al, 164785, 164786 and 164828
164597	24883	" (" ") Carrier Connection Guide Bar Bracket with two 462al
914c	24883	" (" ") " " " " Bracket Screw (left)
1057al	24883	" (" ") " " " " Bracket Screw (right)
164785	24883	" (" ") " " " Oil Control- ling Screw Seat (brass)
164786	24883	" (" ") " " Guide Bar Oil Wick
50420al	24883	" (" ") " " " " Plug Screw
1700j	24883	" (" ") " " " " Plug Screw Nut
462al	24883	" (" ") " " " " Set Screw
164061	24883	" (" ") " " " Hinge Stud with 1019al
1443j	24883	" (" ") " " " Cap Screw
164397	24883	" (" ") " " " Adjusting Pin
1019al	"	" (" ") " " " " " Pin Set Screw
132565	24883	" (" ") " " Hinge Pin
50370e	24883	" (" ") " " " Set Screw
164062	24883	" (" ") Driving Lever with 1083c and two 140596al
164830	"	" (" ") " " " 164062 with 1443j, 1700j 132565, 164056, 164061, 164068, 164397, 164597 and 164829
1083c	24883	Looper (right hand) Driving Lever Clamping Screw
140596al	24883	" (" ") " " " Set Screw
164063	24883	" (" ") " " Shaft

No.	Plate	Name
164049	24883	Looper (right hand) Driving Shaft Bushing (back) ...
140394c	24883	" (" ") " " " (") Cap Screw ...
164293	24883	" (" ") " " " (") " " Washer (fibre) ...
164738	24883	" (" ") " " " (front) ...
164066	24883	" (" ") " " " Crank with 1083c ...
164216	-	" (" ") " " " 164066 with 164052 ...
1083c	24883	" (" ") " " " Clamping Screw ...
164052	2867	" (" ") " " " Crank Connection with two each 171al and 140159al ...
171al	2867	" (" ") " " " Crank Connection Cap (lower) Screw ...
140159al	2867	" (" ") " " " Crank Connection Cap (upper) Screw ...
164067	24883	" (" ") " " " Key ...
1324c	24883	" (" ") " " " Screw ...
45057	24883	" (" ") " " " Washer ...
164053	24883	" (" ") " " " Thrust Bearing ...
164739	24883	" (" ") " " " Oil Ring (rubber) ...
164740	24883	" (" ") " " " Spacer ...
164068	24883	" (" ") Locking Screw Stud ...
1700j	24883	" (" ") " " " Nut ...
164219	24883	" (" ") Position Collar with 904al ...
904al	24883	" (" ") " " " Set Screw ...
*164072	-	Machine Frame ...
*164526	-	Machine Frame, complete, Nos. 140396c, 164072, 164077, 164528 and three 140395c ...
164074	24813	Machine Frame Bottom Cover ...
164075	24813	" " " " Gasket ...
914c	24813	" " " " Screw (13) ...
*164527	-	" " " Bracket ...
*164528	-	" " " 164527 with 164207 and two 187c ...
164207	24860	" " " Key ...
187c	24860	" " " " Screw ...
140396c	24860	" " " " Screw (large) ...
164077	24860	" " " " (") Washer (fibre) ...
164229	24860	" " " " (") " (felt) ...
140395c	24860	" " " " (small) ...
164515	24813	" " " Cover (back) ...
50571j	24813	" " " (") Screw (long) (2) ...
914j	24813	" " " (") " (short) ...
164516	24813	" " " (") 164515 with 1637k and 140228c ...
164081	24860	" " " Oil Lead ...
140088c	24860	" " " " Screw ...
1698j	24860	" " " " Nut ...
164082	24860	" " " " Plug Bracket ...

No.	Plate	Name
1036al	24860	Machine Frame Oil Plug Bracket Set Screw ...
164083	24860	" " " " Screen ...
206j	24860	" " " " Screw (3) ...
164608	24860	" " " " Splash Guard (internal) ...
164605	24860	" " " " (") Oil Pad ...
164606	24860	" " " " (") " " Fastener ...
164609	24860	Machine Frame Oil Splash Guard (internal) complete, Nos. 164605, 164606 and 164608 ...
164620	2870	Machine Frame Oil Splash Guard (top) ...
51023w	2870	" " " " (") Screw (2) ...
164722	24860	" " " " Tube with 164602 ...
447al	24860	" " " " Set Screw ...
164602	24860	" " " " Wick ...
164376	2867	" " " Rotary Shaft ...
164377	-	" " " " 164376 with 164097, 164215 to 164217, two each 164093 and 164232 ...
139026	2867	Machine Frame Rotary Shaft Ball Bearing ...
161092	2867	" " " " " Housing ...
51369c	2867	" " " " " Screw (3) ...
164093	2867	" " " " " Sleeve (two pieces) ...
164232	2867	" " " " " Guide ...
164600	2867	" " " " " Bushing (front) ...
1036al	2867	" " " " " (") Set Screw ...
164095	2867	" " " " " (intermediate) ...
51332c	2867	" " " " " (") Set Screw ...
164096	2867	" " " " " Counterbalance with 1036al ...
1036al	2867	" " " " " Set Screw ...
164097	2867	" " " " " Key ...
51649c	2867	" " " " " Nut ...
131056	2867	" " " " " Washer ...
164098	2867	" " " " " Oil and Ball Bearing Grease Retainer ...
164099	2867	" " " " " Screw Stud ...
164100	2867	" " " " " Thrust Bearing ...
164101	24885	" " " Top Cover ...
164214	-	" " " " 164101 with 330j, 164103 and two 164418 ...
164102	24885	" " " " " Gasket ...
164103	24885	" " " " " Oil Lead ...
330j	24885	" " " " " Screw ...
51369j	24885	" " " " " Screw (3) ...
164231	2867	" " " Pulley (round and "V" belt) with two 448al ...
164071	2867	" " " Cap ...
140416x	2867	" " " " Screw ...
448al	2867	" " " Set Screw ...

No.	Plate	Name
164157	24885	Tension (light) Spring
59537	24885	" (") " Bushing
164158	24885	" (") " Cover
164160	24885	Tension (light) complete, Nos. 59537, 164156 to 164158 and two 2102
164285	24885	Tension (looper thread) Thread Guide (left)... ..
164286	24885	" (" ") " " (right)
164159	-	" (needle ") " Guide
164418	24885	" Thread Eyelet
164628	24885	" " Guide (double)
1353al	24885	" " " Screw
164629	24885	" " " Spacing Block
164630	24885	Tension (double) complete, Nos. 164628, two each 1700j and 164162
164091	24883	Thread (looper, right hand) Stripper and Take-up with 164555
164163	2869	" (" " ") " " " Eyelet (adjustable)
1443j	2869	" (" " ") " " " Eyelet (adjustable) Screw
164555	---	" (" " ") " " Take-up Guide Wire...
187c	24883	" (" " ") " " " Screw
17022	24883	" (" " ") " " " " Washer
164164	2869	" (" " ") Thread Eyelet (movable)
1423j	2869	" (" " ") " " Screw
164165	2869	" (" " ") " " (stationary)
1607j	2869	" (" " ") " " (") Nut
164166	2869	" (" " ") Tube
624al	2869	" (" " ") " Set Screw
164167	2869	" (looper) Plate with 624al
164168	2869	" (") " Cover
164206	2869	" (") " " 164168 with 164169 and 164170
164169	2869	" (") " " Hinge
164170	2869	" (") " " Pin
164171	2869	" (") " " Spring
332j	2869	" (") " " Screw
896al	2869	" (") " Screw (2)
164173	2869	" (") " Thread Bushing
50318w	2869	" (") " " Screw
164174	---	Thread (looper) Plate, complete, Nos. 1423j, 1443j, 1607j, 50318w, 164163 to 164167, 164173, 164206, two each 332j and 164171
164175	24883	Thread (looper) Take-up
164176	24883	" (") " Plate
190e	24883	" (") " Screw (lower)
1443j	24883	" (") " " (upper)

No.	Plate	Name
164151	2868	Thread (needle) Controller
164153	2868	" (") " Lever
1443j	2868	" (") " Screw (2)
164825	24881	" Eyelet (needle thread)
164826	24881	" " (" ") Holder
164827	-	" " (" ") " 164826 with 1607j and 164825
1607j	24881	" " (" ") Nut
140239al	24881	" " (" ") Set Screw
164632	24886	Throat Plate
161591	24886	" " Guide with 853al
1454e	24886	" " " Screw
1094f	24898	" " Screw (2)

MACHINE No. 246K21

Same as 246K20 Machine except it is provided with more looper stroke. The distance between the needles is fixed at .109" only. Has STRAIGHT TOP KNIFE and ADJUSTABLE BOTTOM KNIFE HOLDER.

NOTE: The parts for this machine are the same as 246K20 with the following exceptions.

No.	Plate	Name
164765	24891	Chip Guard
164808	24898	Feed (front) Dog
42305	---	Knife (movable) Body
164809	24894	" (") with 42305
164810	24894	" (") Holder with 1147al
164811	24894	" (") " Gib
1147al	24894	" (") " " Screw
176j	24894	" (") " " Screw
164812	-	Knife (movable) Lever Cover and Presser Bar (upright) Housing complete, Nos. 50060k, 164137, 164139, 164142, 164143, 164194, 164373, 164814, 164815 and 164884
164813	24894	Knife (stationary)
164781	24895	Looper (right hand) Carrier with 50370e
164782	24895	" (") " Connection
164783	-	" (") " " and Guide Bar 164782 with 1700j, 50420al, 164785 and 164786
164784	24895	Looper (right hand) Carrier Connection Guide Bar Bracket with 51369c
51369c	24895	" (") " " " " Clamping Screw
164787	-	" (") Driving Lever 164062 with 1443j, 132565, 164061, 164068, 164397, 164781, 164783 and 164784
164603	---	Machine Frame Oil Splash Guard (internal)
164604	---	" " " " " (") complete, Nos. 164603, 164605 and 164606
164788	2867	" " Rotary Shaft
164789	---	" " " " 164788 with 164097, 164215 to 164217, two each 164093 and 164232
164814	2870	Presser Bar (upright) Spring
164815	2870	" " (") " Spacing Collar
164816	24898	" Foot Body
50225j	24886	" " Clamping Plate Screw

No.	Plate	Name
164817	24898	Presser Foot, complete, Nos. 50225j, 164146, 164147 and 164816
140180j	24898	" " Screw
164801	2869	Thread (looper) Plate with 624al
164802	---	Thread (looper) Plate, complete, Nos. 1423j, 1443j, 1607j, 50318w, 164163 to 164166, 164173, 164206, 164801, two each 332j and 164171
164818	24898	Throat Plate

SET OF FITTINGS COMPLETE No. 164647

For Producing .109 inch Space Between Needles for
246K20 Machine.

NOTE This Machine is regularly fitted with Set No. 164647 unless other fittings are specified on order.

No.	Plate	Name
164617	24887	Feed (back) Dog, complete (for details see page 6)
164618	24887	Feed (front) Dog
164556	24887	Knife (movable)...
151 - 7		Needles (2)
164684	24887	Needle Driving Shaft, complete (for details see page 12)
164640	24887	Presser Bar (swing out)
164627	24887	Presser Foot, complete (for details see page 13)
164175	24887	Thread (looper) Take up
164091	24887	Thread (looper, right hand) Stripper and Take up with 164555
164151	24887	Thread (needle) Controller
164632	24887	Throat Plate
164591	24887	Throat Plate Guide with 853al
164647	24887	Set of Fittings, complete, Nos. 164091, 164151, 164175, 164556, 164591, 164617, 164618, 164627, 164632, 164640 and 164684

FITTINGS

SET OF FITTINGS COMPLETE No. 164644

For Producing $\frac{1}{16}$ inch Space Between Needles for
246K20 Machine.

No.	Plate	Name
164633	24888	Feed (back) Dog Section (left)
164634	24888	" (") " " (right)
1100al	24888	" (") " " (") Screw
164635	24888	Feed (back) Dog, complete, Nos. 1100al, 164633 and 164634
164636	24888	" (front) Dog
151 - 9		Needles (2) No. 11
164637	24888	Needle Clamp
51720c	24888	" Clamping Nut
164622	24888	" Driving Shaft with 164625
164638		" " " 164622 with 51720c, 164637 and 164639
164639	24888	" Holder
164625	24888	" Stop Pin
164626	24888	Presser Foot Body
164641	24888	" " Chaining-off Finger
164147	24888	" " Clamping Plate
164360	24888	" " Guide
50169j	24888	" " " Screw
50225j	24888	" " " Screw
164642	24888	Presser Foot, complete, Nos. 50169j, 50225j, 164147, 164360, 164626 and 164641
164682	24888	Throat Plate ($\frac{1}{4}$ inch high)
164644	24888	Set of Fittings, complete, Nos. 164635, 164636, 164638, 164642, 164682 and two needles (151 - 9, No. 11)
<i>NOTE. When using Set of Fittings complete No. 164644, the following parts which are not included in this Set of Fittings, are necessary if machine has previously been fitted other than regular (see Set of Fittings, No. 164647).</i>		
164556	24888	Knife (movable)
164640	24888	Presser Bar (swing-out)
164175	24888	Thread (looper, left hand) Take up
164091	24888	" (") right hand) Stripper and Take up
164151	24888	" (needle) Controller
164591	24888	Throat Plate Guide

ACCESSORIES

No.	Plate	Name
164203	2871	Feed Eccentric Extractor (not regularly furnished with machine)
164883	2871	Gauge (not regularly furnished with machine)
151 × 5	—	Needles, size 18 (12)
120342	2871	Oiler
164198	2871	Presser Bar Lifting Chain Spring (under table)
85318	2871	Screw Driver
164196	2871	Threader (6)
—	—	Tin of Oil, Grade "A" (1 Pint)
164204	2871	Tweezers
164197	2871	Wrench (socket)...
8909	2871	" (flat)

BELT GUARD (Adjustable)

No.	Plate	Name
164183	24866	Belt Guard
164199	24866	" " Bracket (back)
164200	24866	" " " (front)
51326j	24866	" " Screw
164201	24866	Belt Guard (adjustable) complete, Nos. 164183, 164199, 164200, two each 51326j and wood screws $\frac{3}{8}$ " No. 7 F.H.

CHIP CHUTE

(only supplied when specified on order)

No.	Plate	Name
168198	24866	Chip Chute with four wood screws $\frac{3}{8}$ " No. 6 R.H. blacked

FOOT LIFTER PARTS

No.	Plate	Name
6439	24866	Chain, 36" to 45" with 56864 and 56865
<i>NOTE. When ordering No. 6439, give length required.</i>		
4879	24866	Chain Connecting Link
56864	24866	" Hook (large)
56865	24866	" " (small)
4881	24866	Treadle
4882	24866	" Shaft
4883	—	" Spring
4884	24866	" Stand
4885	24886	Treadle, complete, Nos. 4879, 4881 to 4884 and two wood screws 1" No. 16 F.H.

NOTE. The stands recommended for machines of Class 216K include a suitable treadle. If machine is fitted on a stand or other equipment which does not include a foot lifter treadle, orders should state that No. 4885 is to be supplied and it will be furnished without extra charge.

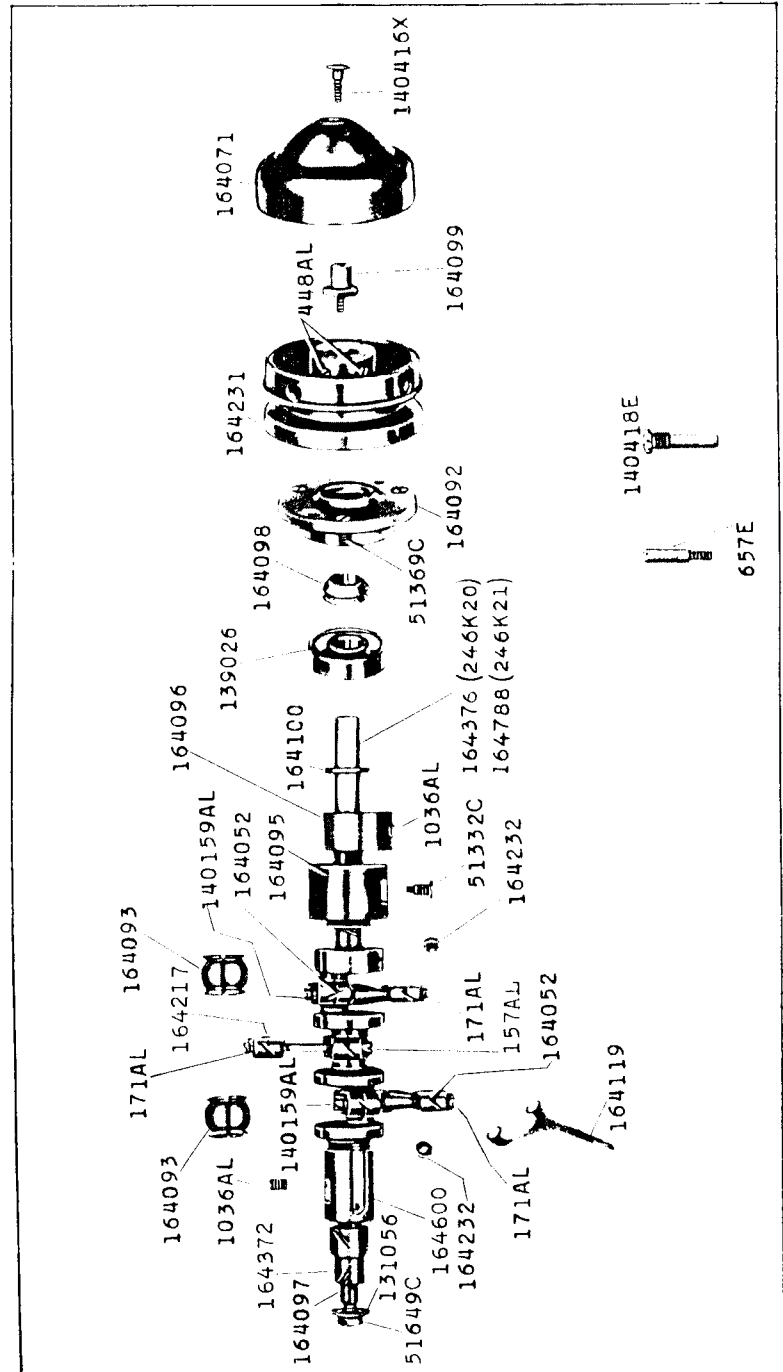
MACHINE BASE

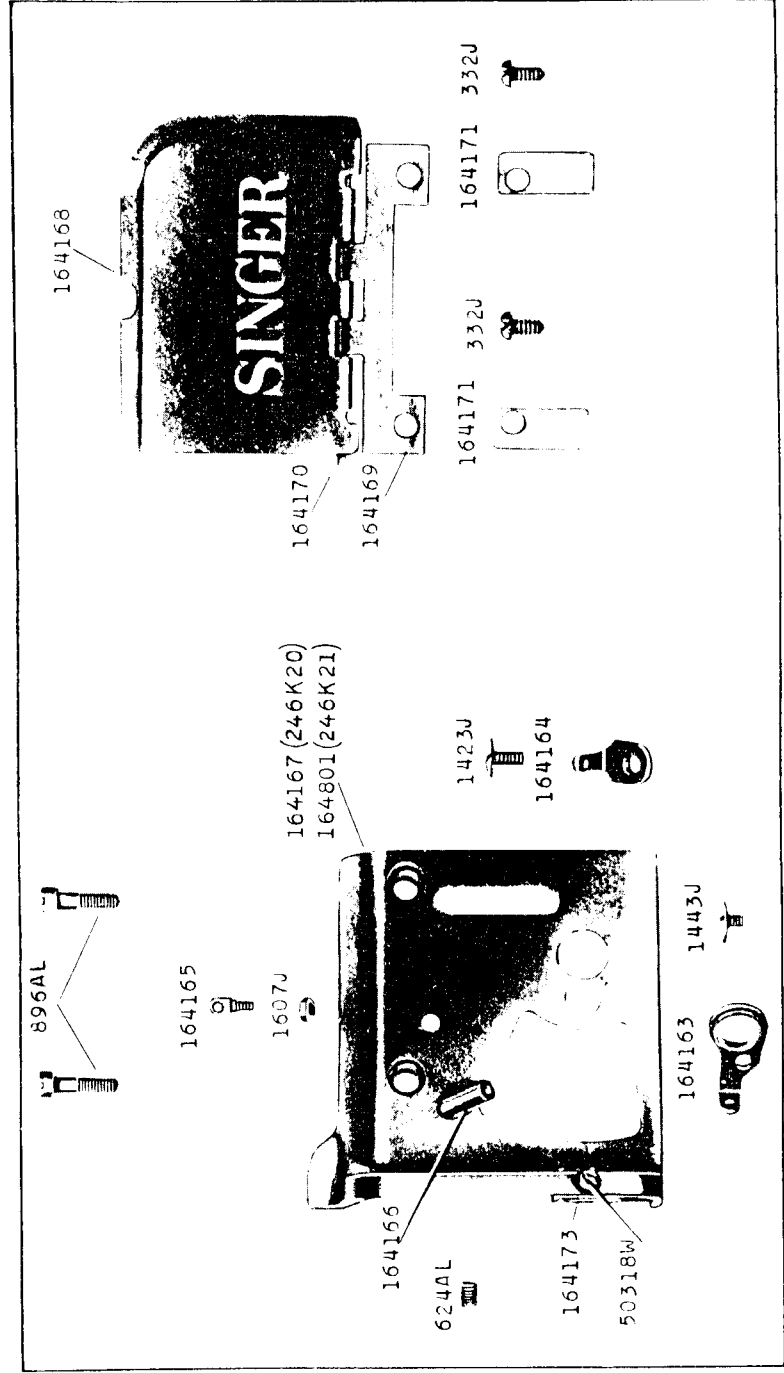
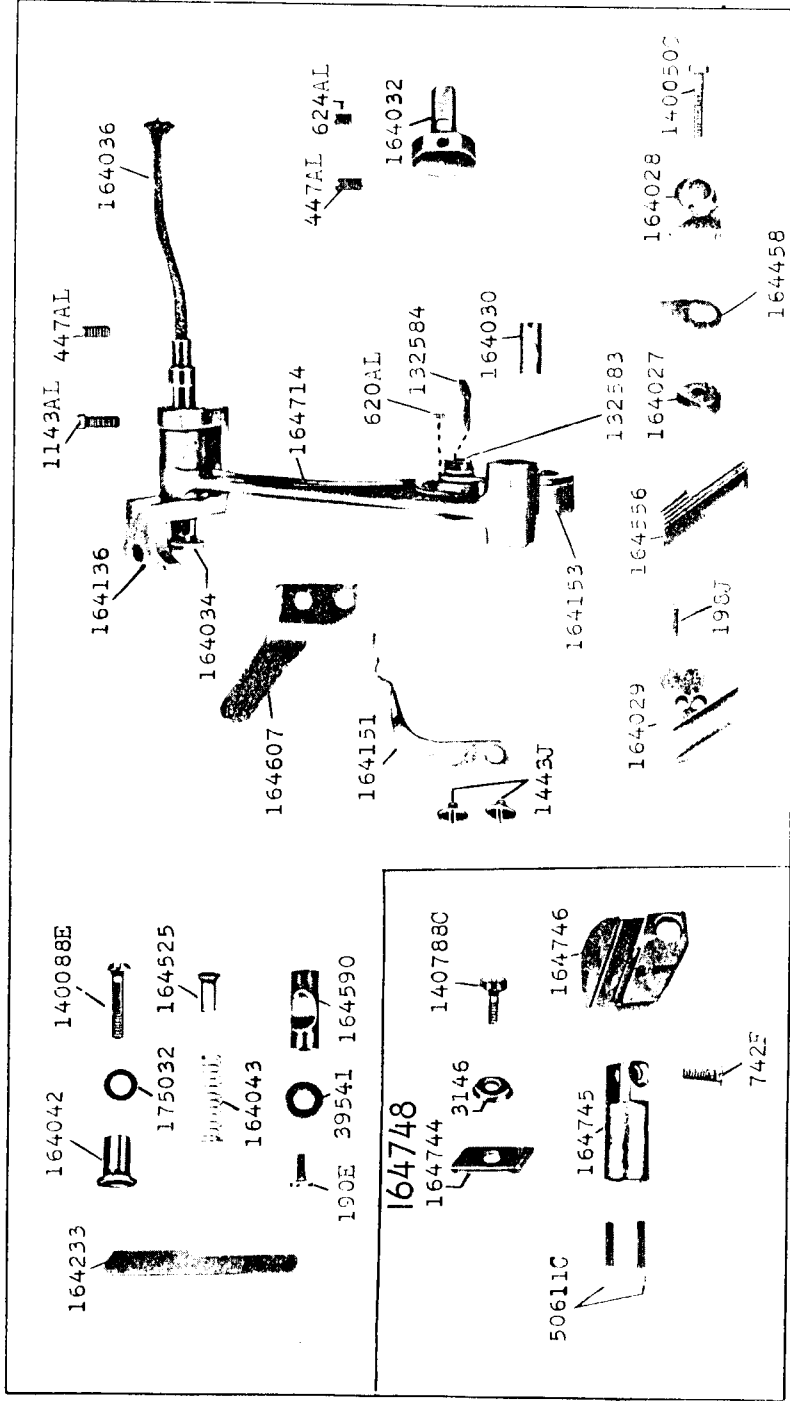
No.	Plate	Name
164184	24866	Machine Base with two each wood screws $\frac{3}{8}$ " No. 8 R.H. and 1 $\frac{1}{4}$ " No. 6 F.H.
164188	24866	Machine Cushion (large) (2)
164189	24866	" " (small) (2)
164190	24866	" Pad (felt)
140418c	24866	" Screw Stud (back)
657c	24866	" " " (front)

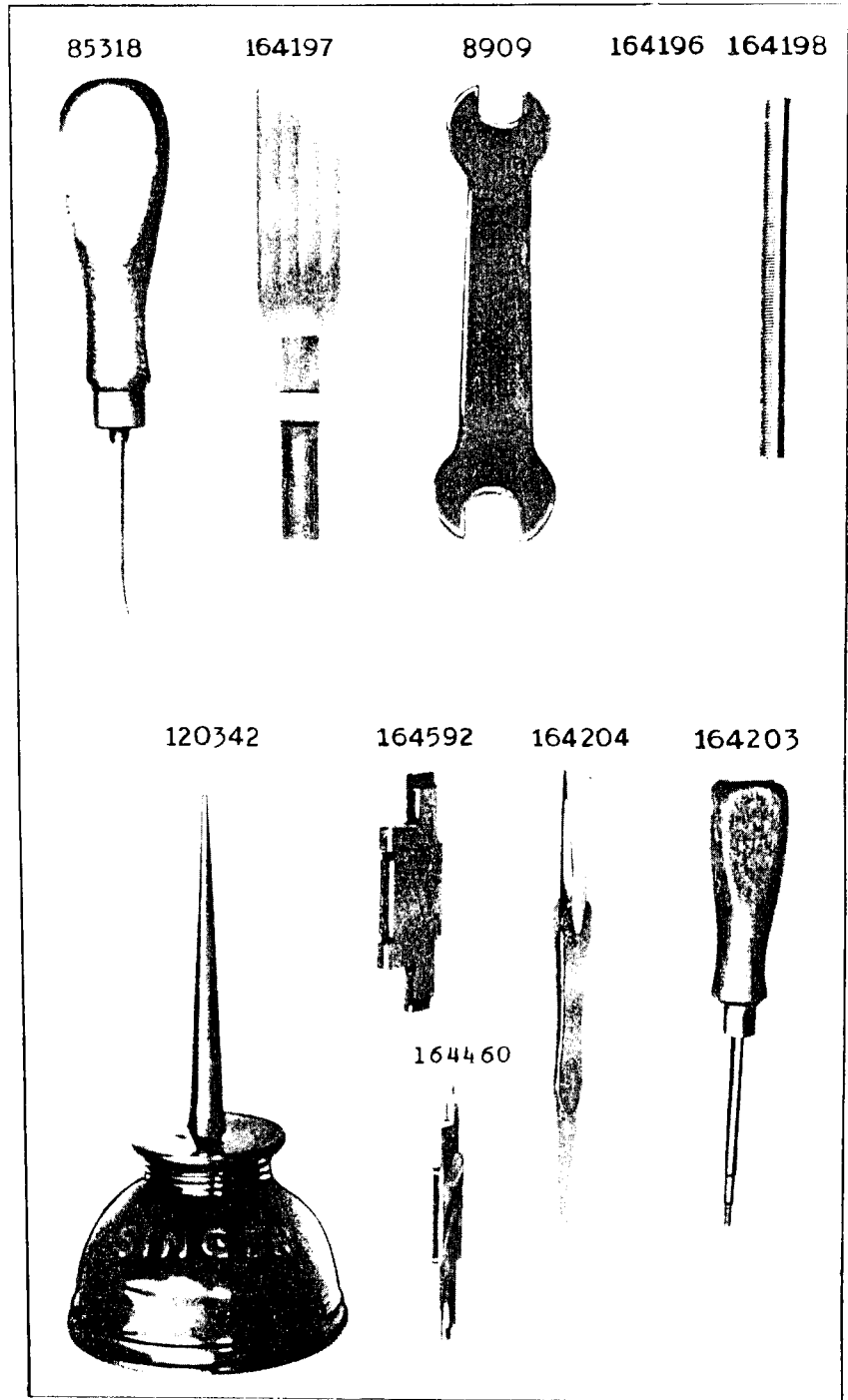
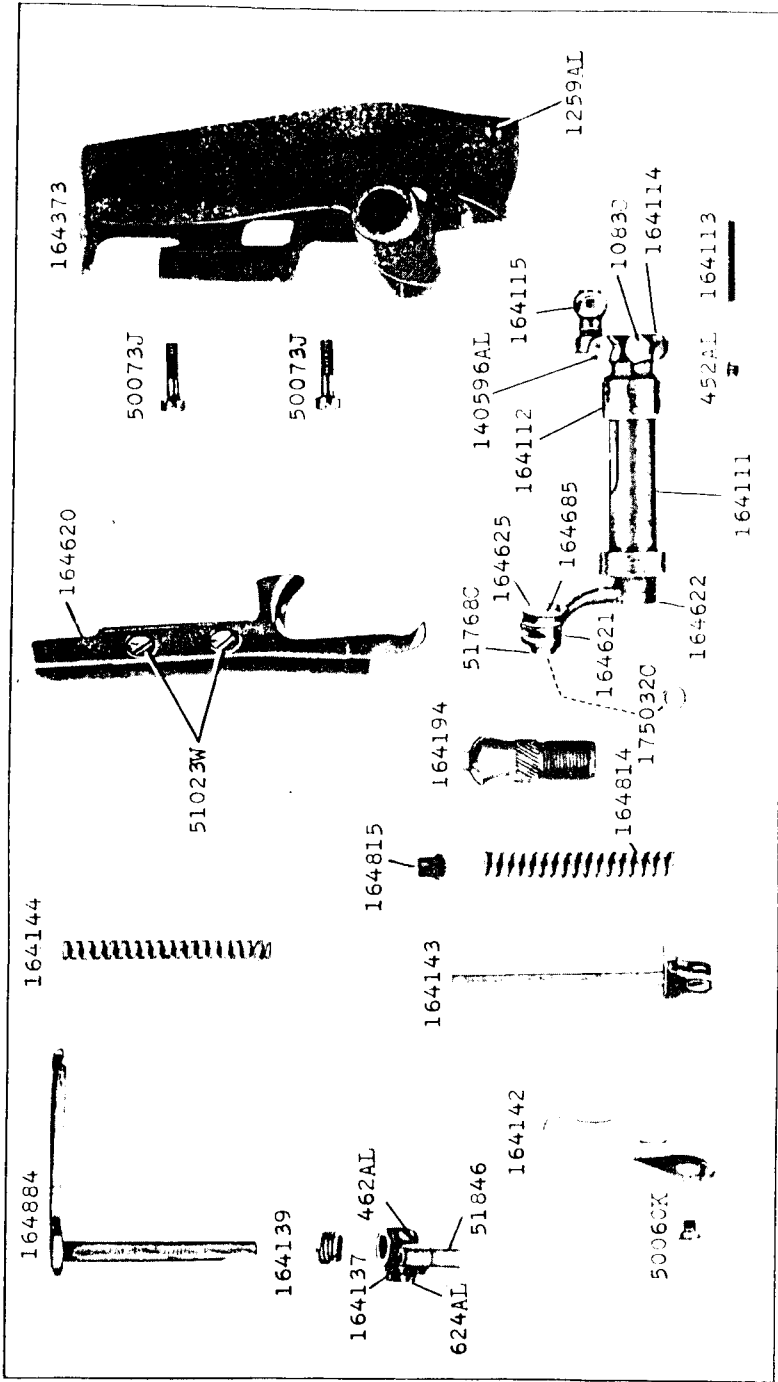
THREAD UNWINDER No. 151163

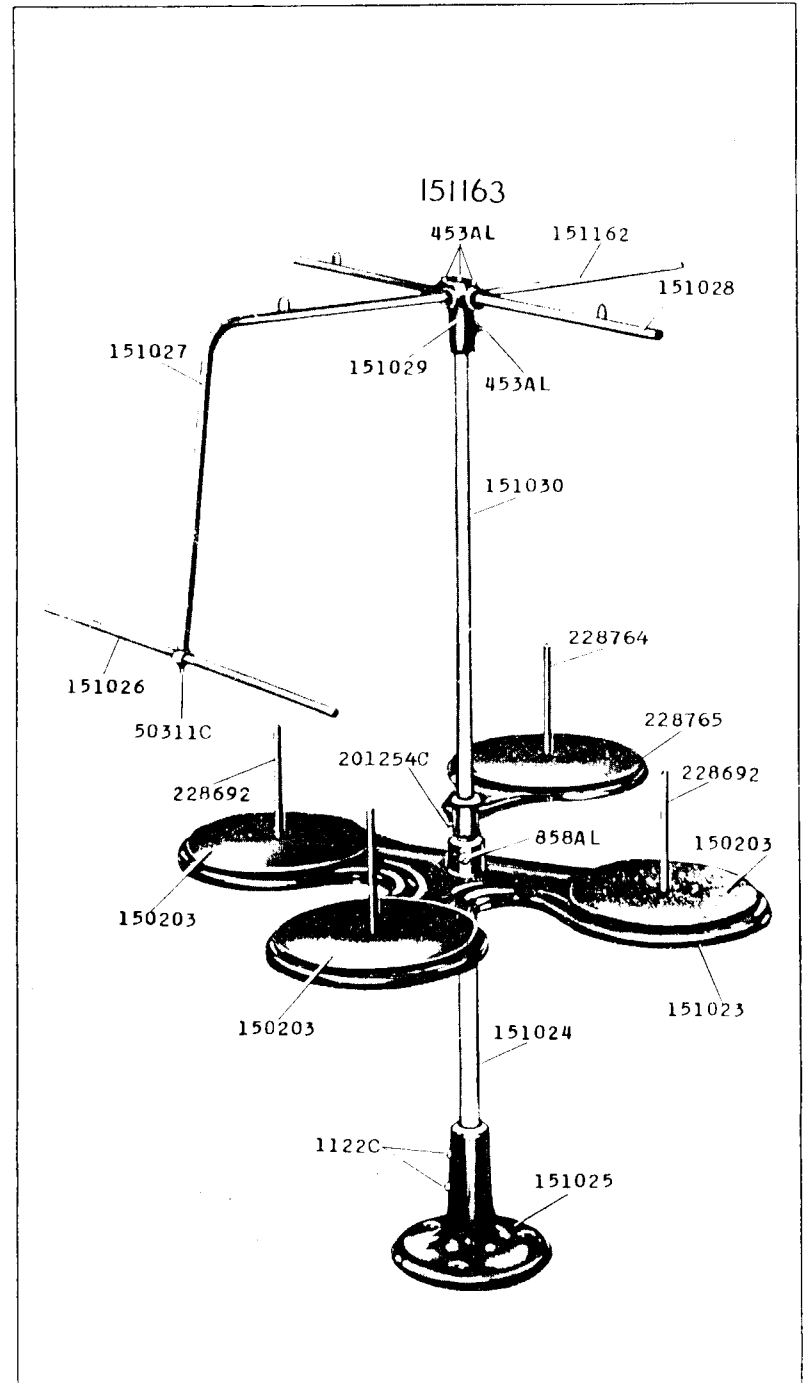
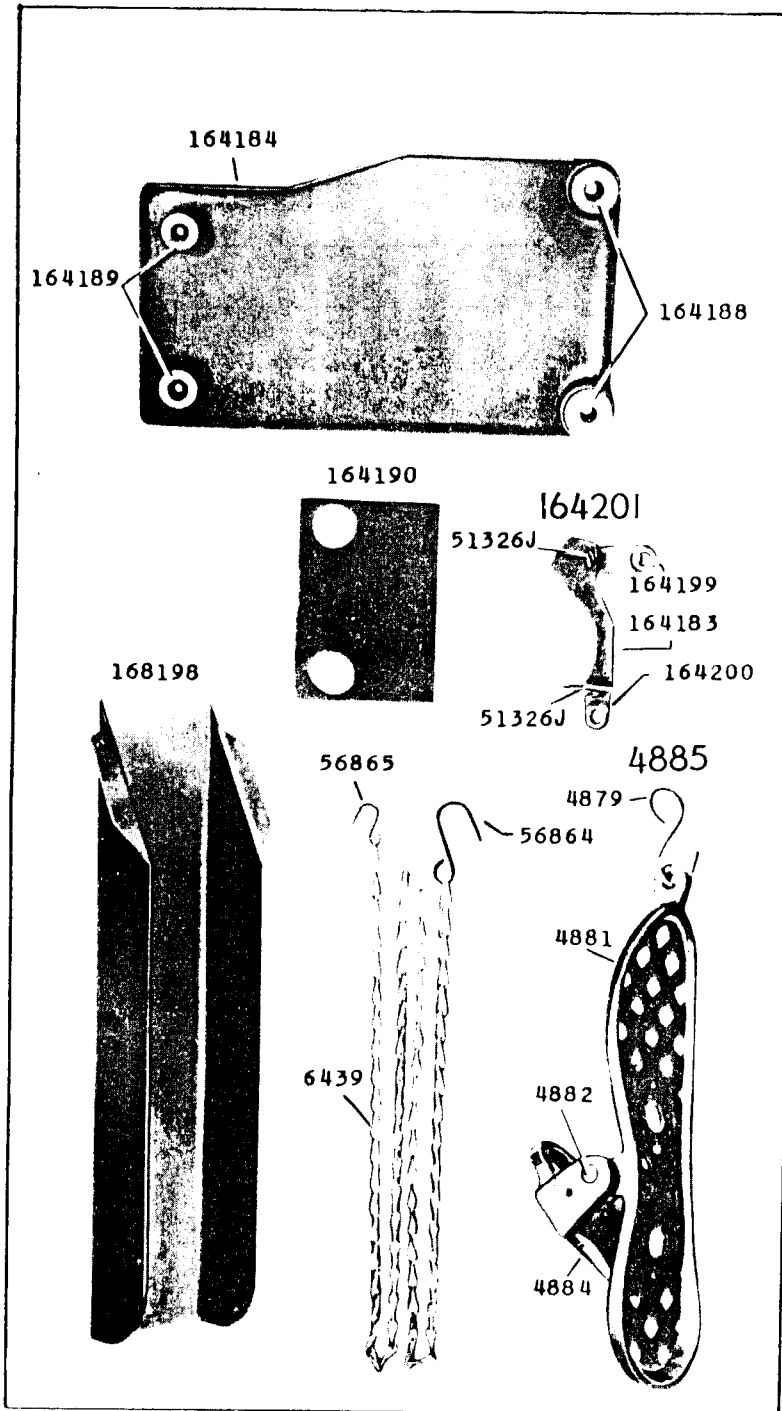
FOR FOUR SPOOLS

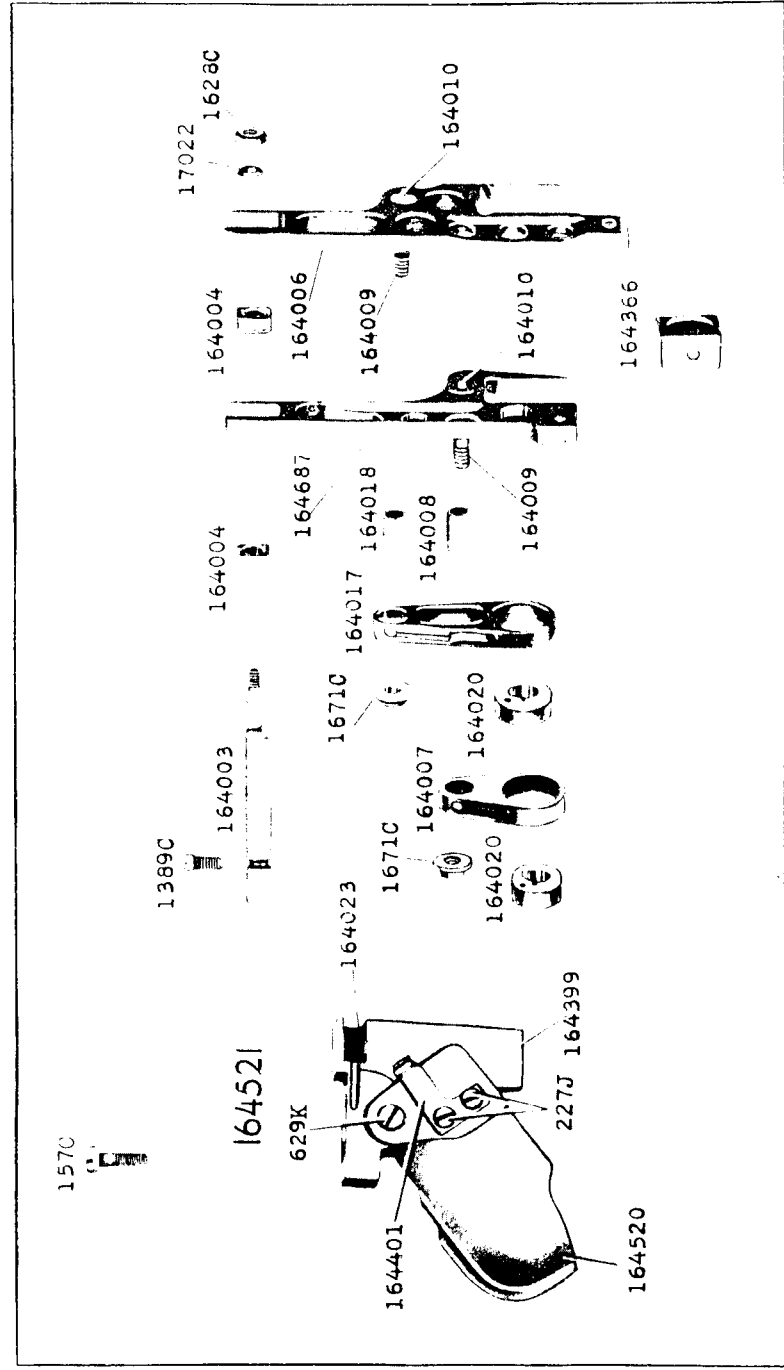
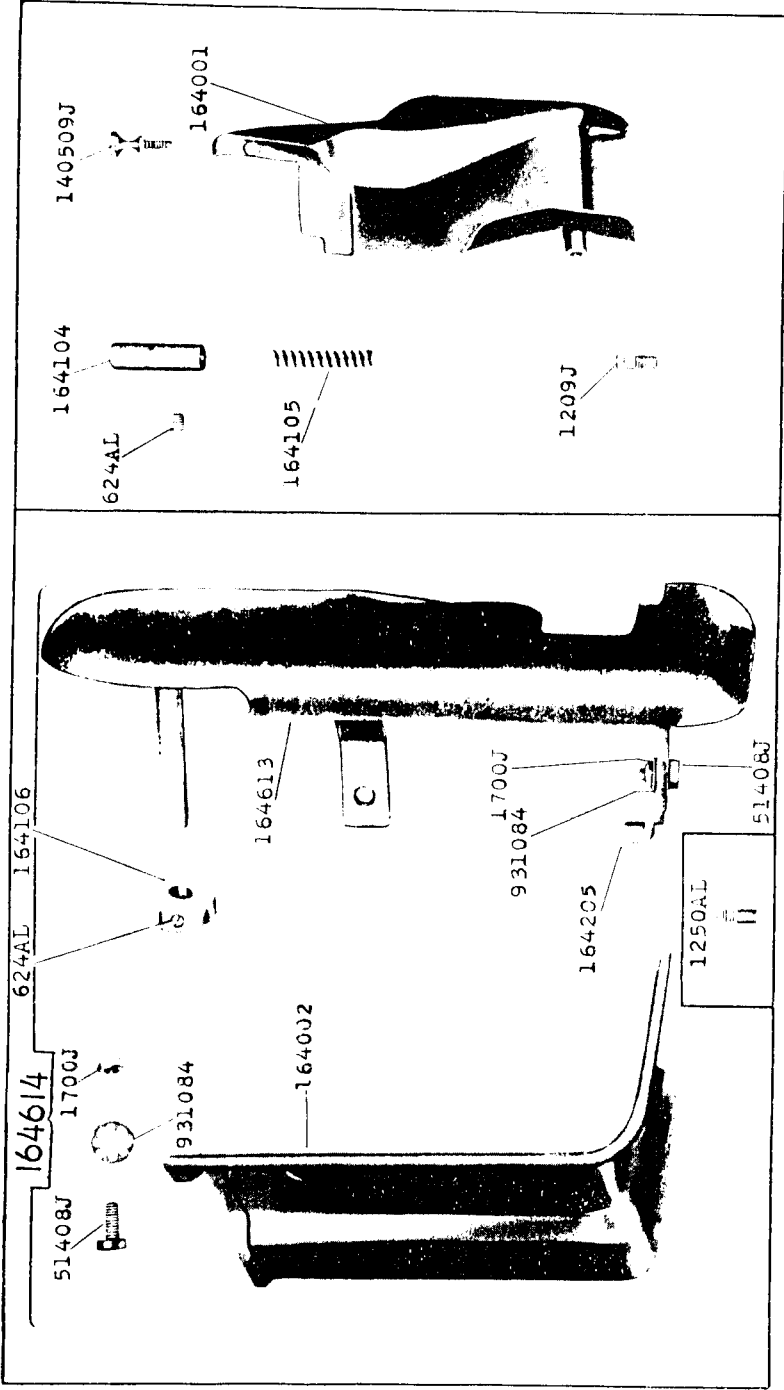
No.	Plate	Name
228692	24867	Spool Pin for 151023
228764	24867	" " " 151163
201528x	"	" " Nut for 151023
395243	"	" " Washer for 151023
151023	24867	" Rest with 858al, three each 201528x, 228692 and 395243 (three spools)
228765	24867	" " " 201254c (one spool)
150203	24867	" " Cushion (felt)
858al	24867	" " Hub Set Screw for 151023
151024	24867	" " Rod
1122c	24867	" " " Set Screw
201254c	24867	" " Set Screw for 228765
151025	24867	" " Stand with two 1122c and three wood screws, 1 in. No. 12 I. II.
151026	24867	Thread Guide (lower)
50311c	24867	" " (") Holder Set Screw
151027	24867	" " (") Support with 50311c
151028	24867	" " (upper, hollow)
151162	24867	" " (upper, solid)
151029	24867	" " (upper) Holder with four 453al
151030	24867	" " Rod
453al	24867	" " " Set Screw
453al	24867	" " " Set Screw (3)
151163	24867	Thread Unwinder, complete, Nos. 151023 to 151027, 151029, 151030, 151162, 228764, 228765, two 151028 and four 150203

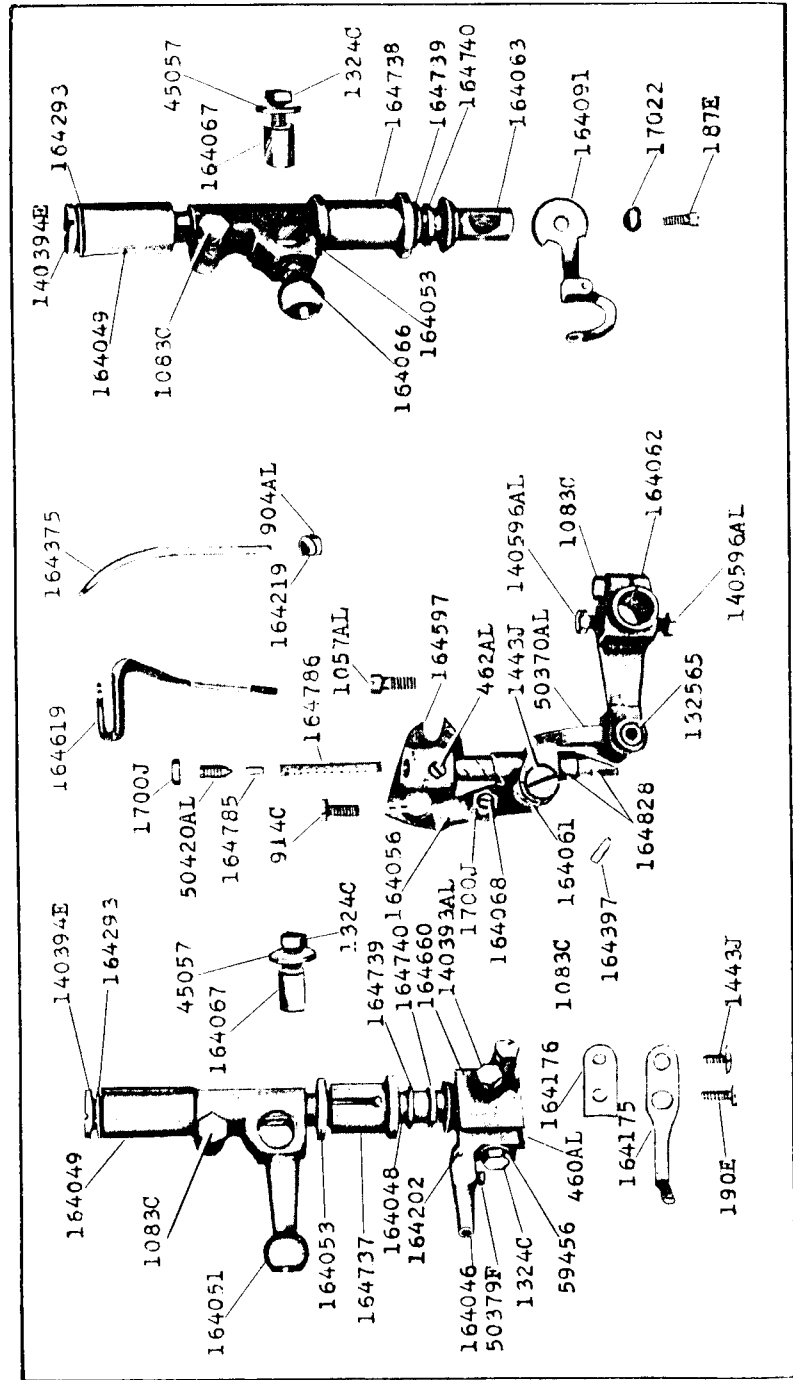
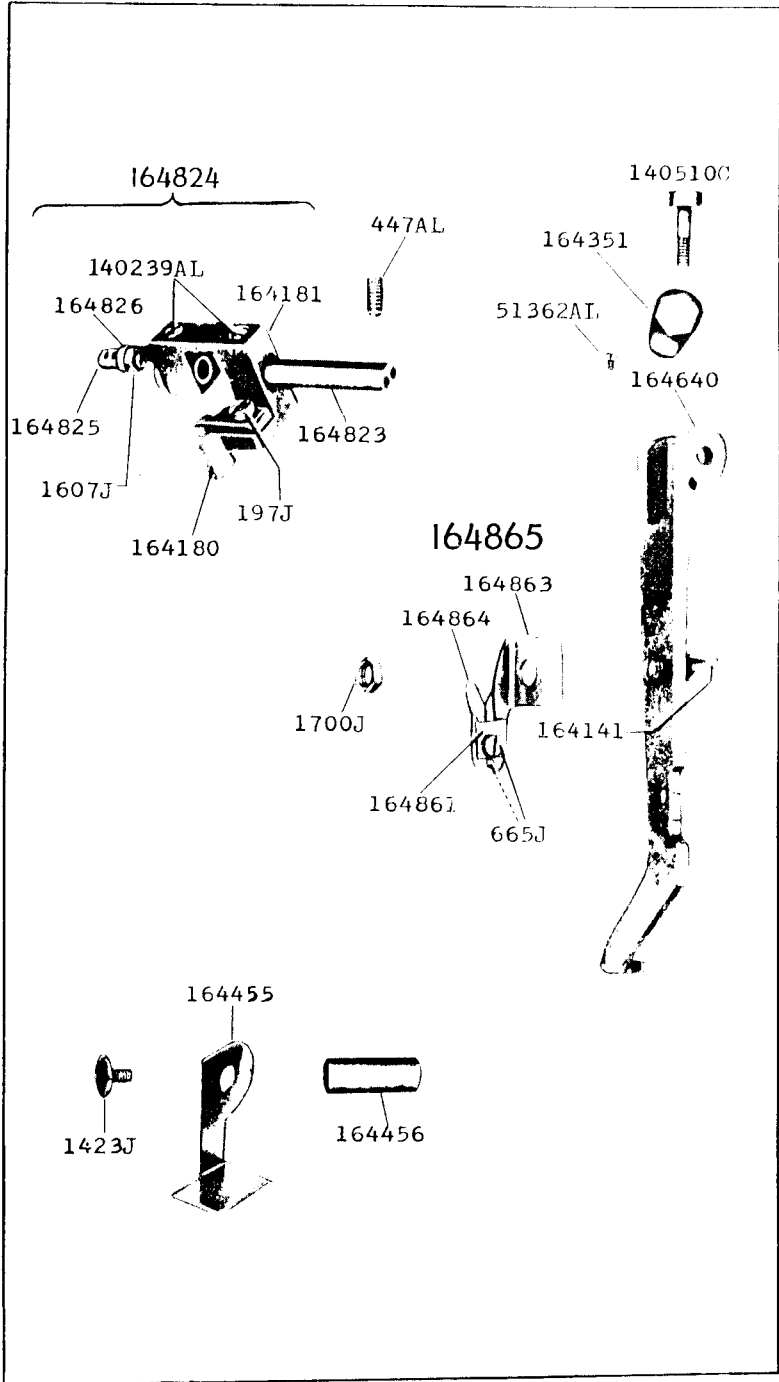












164647

164617


164616



1100AL



164618



164632

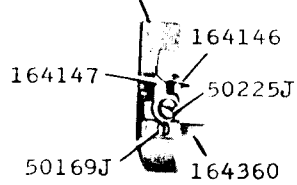
164615

164640



164627

164626



164146

164147


50225J

50169J

164360



164591



164091

164151



51768C

175032C

164556



164625

164685

164621



164622

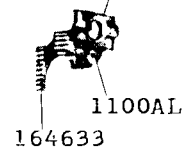
164175



164644

164635

164634




164633

164636



164682

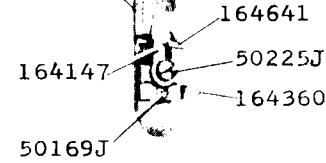


164642

164640



164626



164641

50225J

164360

164147


50169J

164637

51720C

164639

164625



164622

164091



164151



164556



164591



164175



