

SINGER
500W1

PRICE LIST

OF

PARTS



MACHINE No. 500w1

INDEX

	PAGE
ACCESSORIES.....	8
MACHINE No. 500w1.....	7
NUMERICAL LIST OF PARTS.....	9

THE SINGER MANUFACTURING COMPANY

Instructions for Ordering

In ordering from this list, use **ONLY** the **PART** number in the **FIRST** column.

The number stamped on a Sewing Machine Part is the number of the Single Part only, except when the part includes Set Screws, Clamping Screws, Studs and Rollers Spun on. Small Wires riveted, or Parts soldered together, etc., which it is necessary to furnish in combination.

Every combination of parts sent out has its specific number which, although not stamped on Parts (except in above cases) must be used when ordering the combination.

Each number always indicates the **SAME PART** in whatever list it appears, or for whatever Machine.

The letters after some of the numbers indicate the style of finish only, as follows:

- A. Hardened, Polished and Plated.
- B. Polished and Plated.
- C. Hardened only.
- D. Polished only.
- E. Soft, not polished.
- F. Hardened and Polished.
- H. Blued.

These letters **MUST BE USED** when they appear in the list and **AFTER** the number, as in the list.

The figures in the second column refer only to the plate in which the illustration of the part is shown and are **NOT TO BE USED** in ordering.

Two or more numbers over a cut indicate that the difference between such parts is not visible in an illustration.

Parts marked with an asterisk (*) are furnished only when repairs are made at the factory.

LIST OF PARTS COMPLETE

FOR

MACHINE No. 500w1

For Pounding Seams of Shoes, Folded Tops of Shoes, Seams of Gaiters and Similar Work.

No.	Plate	Name	Each
260001	14801	Anvil (lower) with 260005	\$1 00
260023	14801	" " Adjusting Nut	50
260002	—	" " " " Washer (leather)	05
260005	14801	Anvil (lower) Guide Stud	07
260006	14802	" " Position Pin	02
260024	14801	" " Screw Stud	25
260007	14802	" " Spring	10
260025	14802	" " " Stop Screw	30
260008	14801	" (upper)	75
260009	14801	" " Driving Bar	40
260010	14801	" " " Connection	1 50
260006	14802	" " " Position Pin ..	02
260011	14802	" " " Slide Block ..	1 50
260006	14802	" " Position Pin	02
260012	14801	Belt Guide Pulley (2)	75
260013	14801	" " " Shaft	35
260014	14802	" " " " Cotter Pin (2) ...	01
200363c	14802	" " " " Set Screw	03
260015	—	" " " Washer (fibre) (2)	05
260016	14803	Driving Pulley (loose)	1 25
260017	14803	" " (tight) with 858c and 260026	3 00
260026	14802	Driving Pulley (tight) Position Screw ..	05
858c	14802	" " " Set Screw	03
260018	14803	" Shaft	3 50
260019	14802	" " Collar (back) with two 200374c	75
200374c	14802	Driving Shaft Collar (back) Set Screw..	02
260020	14802	" " " (front) with two 200363c	75
200363c	14802	Driving Shaft Collar (front) Set Screw	03
260021	14802	" " Oil Cup (2)	25
*260022	—	Frame	—

ACCESSORIES

No.	Plate	Name	Each
260003	14804	Anvil (lower) Adjusting Rod with 260004	\$ 20
260004	14804	" " " " Chain	03
36578	14804	Oiler with 36579	10
36579	14804	" Spout, 3 in. long	06
225498	14804	Screw Driver, 7 $\frac{1}{4}$ in. long	15
		Four wood screws 1 $\frac{1}{2}$ in., No. 11.	

NUMERICAL LIST OF PARTS

NUMERICAL LIST OF PARTS FOR MACHINE No. 500w1

No.	Plate	Name	Each
858c	14802	Driving Pulley (tight) Set Screw, for 260017	\$ 03
36578	14801	Oiler with 36579	10
36579	14801	" Spout, 3 in. long, for 36578	06
200363c	14802	Belt Guide Pulley Shaft Set Screw	03
200363c	14802	Driving Shaft Collar (front) Set Screw, for 260020	03
200374c	14802	Driving Shaft Collar (back) Set Screw, for 260019	02
225498	14801	Screw Driver, 7 1/4 in. long	15
260001	14801	Anvil (lower) with 260005	1 00
260002	-----	" " Adjusting Nut Washer (leather)	05
260003	14804	Anvil (lower) Adjusting Rod with 260001	20
260004	14804	" " " " Chain, for 260003	03
260005	14801	Anvil (lower) Guide Stud, for 260001 ...	07
260006	14802	" " Position Pin	02
260006	14802	" (upper) Driving Connection Position Pin	02
260006	14802	Anvil (upper) Position Pin	02
260007	14802	" (lower) Spring	10
260008	14801	" (upper)	75
260009	14801	" " Driving Bar	40
260010	14801	" " " Connection	1 50
260011	14802	" " " " Slide Block ..	1 50
260012	14801	Belt Guide Pulley	75
260013	14801	" " " Shaft	35
260014	14802	" " " " Cotter Pin	01
260015	----	" " " Washer (fibre)	05
260016	14803	Driving Pulley (loose)	1 25
260017	14803	" " (tight) with 858c and 260026	3 00
260018	14803	Driving Shaft	3 50
260019	14802	" " Collar (back) with two 200374c	75
260020	14802	Driving Shaft Collar (front) with two 200363c	75
260021	14802	Driving Shaft Oil Cup	25
*260022	----	Frame	--
260023	14801	Anvil (lower) Adjusting Nut	50
260024	14801	" " Screw Stud	25
260025	14802	" " Spring Stop Screw	30
260026	14802	Driving Pulley (tight) Position Screw, for 260017	05

**ILLUSTRATIONS OF PARTS
FOR
MACHINE No. 500w1**

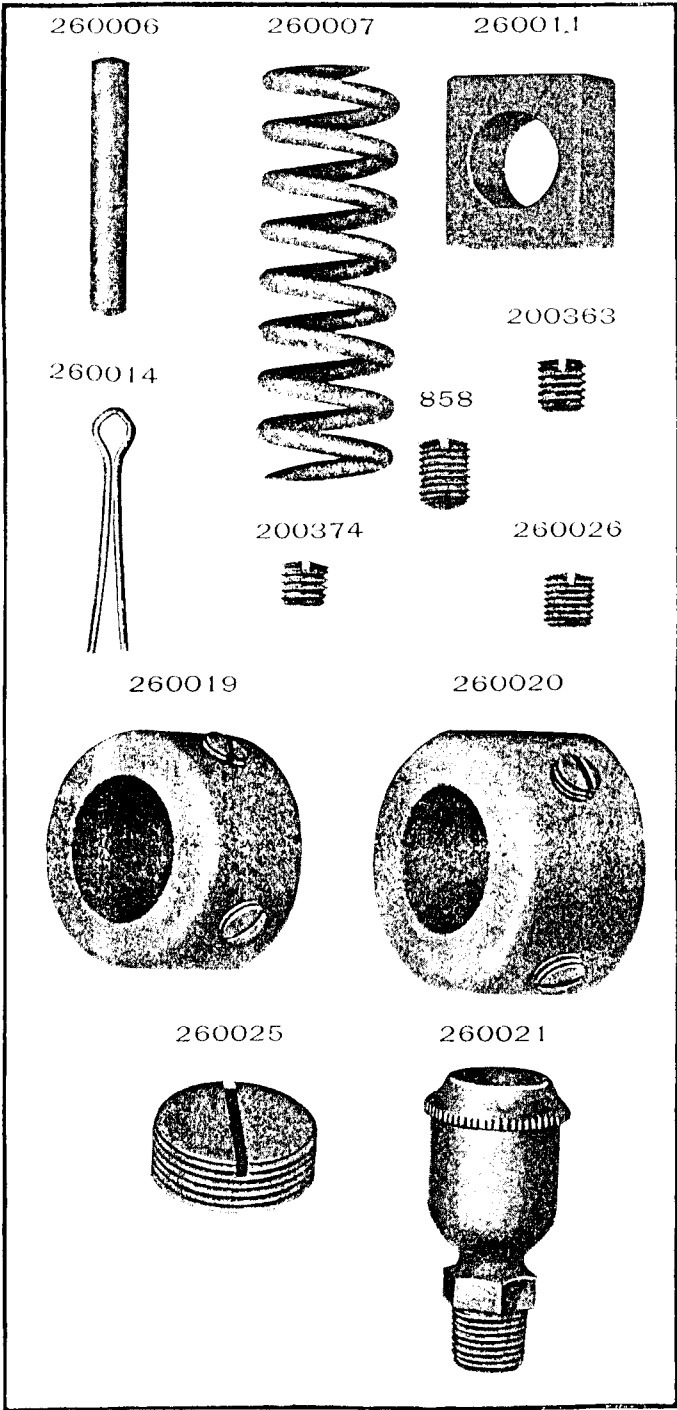


PLATE 1480.1-ONE-HALF SIZE

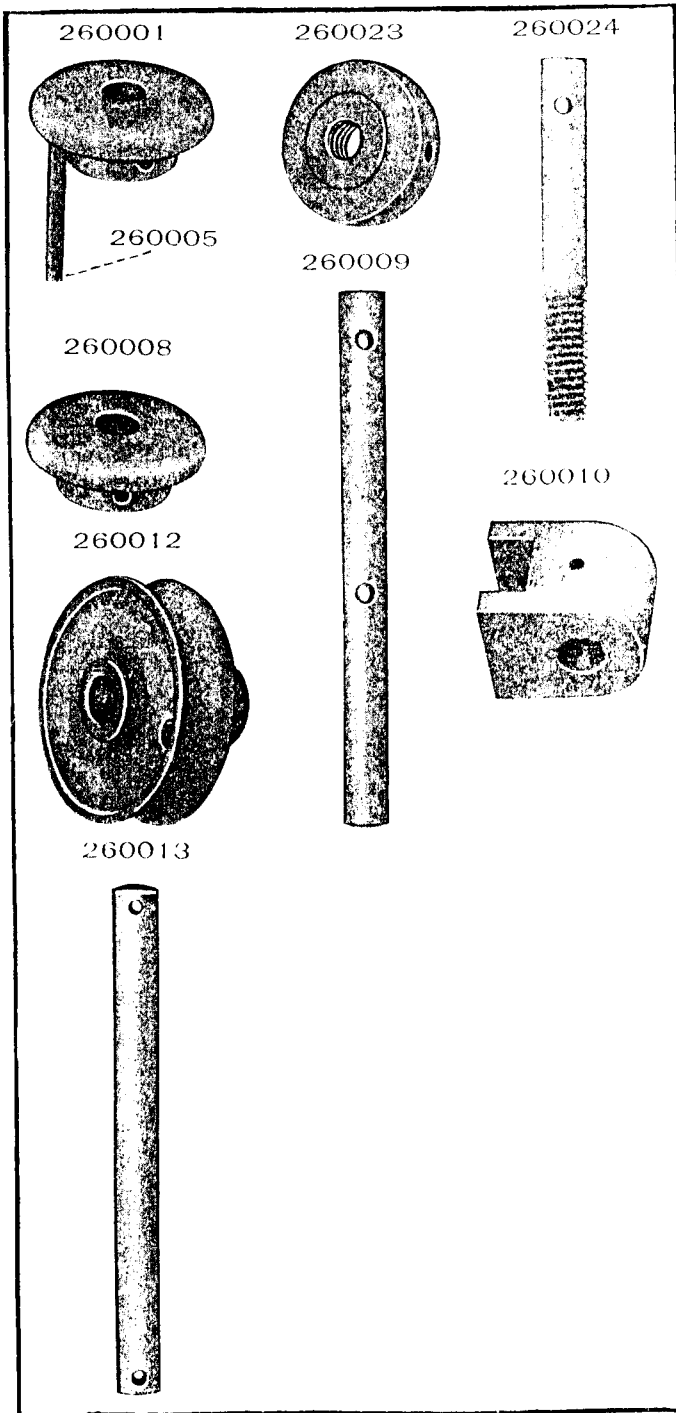


PLATE 14803-ONE-FOURTH SIZE






PLATE 14804—ONE-HALF SIZE

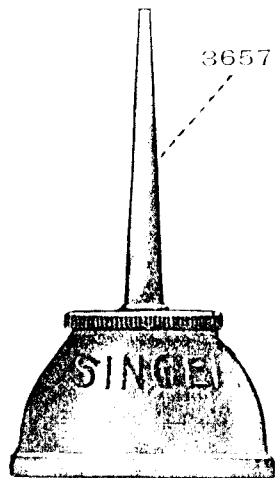
260003



260004



36578



36579

225498

