

SINGER
71W & 72W

PRICE LIST

OF

PARTS



MACHINES

OF

CLASSES 71w and 72w

THE SINGER MANUFACTURING COMPANY

INDEX

	PAGE
ACCESSORIES	148
BOBBIN WINDER.....	148
BOX PLATER.....	169
FEED DOGS.....	152
HEMMERS.....	163
KNEE LIFTER.....	149
LAP SEAM FELLER.....	170
MACHINE NO. 71w1.....	7
" " 71w2.....	19
" " 71w3.....	30
" " 72w12.....	42
" " 72w13.....	57
" " 72w14.....	70
" " 72w15.....	83
" " 72w16.....	96
" " 72w17.....	109
" " 72w18.....	122
" " 72w19.....	135
NUMERICAL LIST OF PARTS.....	177
OBSOLETE PARTS.....	173
PIERCERS.....	161
PLATER.....	168
PRESSER BAR.....	152
" FEET.....	153
THROAT PLATES.....	159
UNDER DRIVER.....	171

Instructions for Ordering

In ordering from this list, use **ONLY** the **PART** number in the **FIRST** column.

The number stamped on a Sewing Machine Part is the number of the Single Part only, except when the part includes Set Screws, Clamping Screws, Studs and Rollers Spun on, Small Wires riveted, or Parts soldered together, etc., which it is necessary to furnish in combination.

Every combination of parts sent out has its specific number which, although not stamped on Parts (except in above cases) must be used when ordering the combination.

Each number always indicates the **SAME PART** in whatever list it appears, or for whatever Machine.

The letters after some of the numbers indicate the style of finish only, as follows:

- A. Hardened, Polished and Plated.
- B. Polished and Plated.
- C. Hardened only.
- D. Polished only.
- E. Soft, not polished.
- F. Hardened and Polished.
- H. Blued.

These letters **MUST BE USED** when they appear in the list and **AFTER** the number, as in the list.

In this series

- 200001 to 201500 are Screw Numbers.
- 201501 to 201800 are Nut Numbers.
- 201801 to 202000 are Roller Numbers.
- 202001 and upward are numbers of Machine Parts.


The figures in the second column refer only to the plate in which the illustration of the part is shown and are **NOT TO BE USED** in ordering.

Two or more numbers over a cut indicate that the difference between such parts is not visible in an illustration.

Parts marked with an asterisk (*) are furnished only when repairs are made at the factory.

LIST OF PARTS COMPLETE

FOR



MACHINE No. 71w1

For Hemstitching Handkerchiefs, Neckties, Silk Waists, Underwear, etc.

Has Return Feed and Piercer Attached to Needle and Piercer Holder Bracket.

No.	Plate	Name	Each
*213168	—	Arm	\$ —
204163	12344	“ Cap	10
200278u	12311	“ “ Screw	05
202248u	12307	“ “ “ Washer	05
213170	11085	“ Plate	50
200571R	11090	“ “ Screw (2)	05
200010E	—	“ Screw (3)	06
202005	12308	“ “ Washer (3)	01

Parts for Machine No. 71w1

No.	Plate	Name	Each
203237	11635	Arm Shaft	\$1 75
204801	11640	" " Bushing (back) with 202260..	35
202260	—	" " " " Oil Packing (wick)	01
200352c	11635	Arm Shaft Bushing (back) Set Screw...	03
204802	11640	" " " (front) with 202036 and 202260	35
202260	—	Arm Shaft Bushing (front) Oil Packing (wick)	01
200502n	11635	Arm Shaft Bushing (front) Oil Packing Thumb Screw	25
202036	12310	Arm Shaft Bushing (front) Position Pin	01
200352c	11635	" " " " Set Screw ..	03
204804	11637	" " Connection with four 200054E (2)	80
200054E	12307	Arm Shaft Connection Screw	03
204174	11636	Balance Wheel, 5¼ in. diam. (belt groove 3 in. diam.), with 200328c and 200235c	1 00
200062n	12311	Balance Wheel Adjusting Screw	07
200328c	12311	" " Position Screw	04
200335c	12311	" " Set Screw	04
*213190	—	Bed	—
*215692	—	" 213190 with 202062, 203249, 213191, two each 200362c, 200516e, 200840e and 202299	—
202258	12153	Bed Hinge Connection (2)	08
200570e	12311	" " " Screw (4)	05
206125	11640	" Slide (back)	30
203301	11640	" " (front)	35
213710	11635	Bobbin	05
203210	12312	" Case Base with 202056, 203211 to 203213 and 203216	55
203211	12312	Bobbin Case Base Latch	05
*202056	12312	" " " " Pin	—
203212	12312	" " " " Plunger	02
203213	12312	" " " " Spring	01
203209	12312	" " Cap with 200984e, 203214, 203215 and two 200594F	25
203214	12312	Bobbin Case Tension Spring	10
200984F	12312	" " " " Regulating Screw	04
200594F	12312	Bobbin Case Tension Spring Screw	02
203215	12312	" " Thread Guide	05
200594F	12312	" " " " Screw	02
203216	12312	" " Washer (cloth)..... Per 100	25
203217	12312	Bobbin Case complete, Nos. 203209 and 203210	80

Parts for Machine No. 71w1

No.	Plate	Name	Each
213171	11636	Face Plate with 200366n, 200368n, 202087, 202090, 204281 and two 200397n	\$ 85
200053c	12311	Face Plate Screw	04
213216	11094	" " Thread Guide	05
200397n	14211	" " " " Set Screw	02
213715	11636	Face Plate complete, Nos. 200303n, 200577n, 202088, 202872, 204059, 213171, 213213, 213214, 213216, 213792, 213872, 213873, 225604, 234703, two each 200290F and 201537n	2 65
213789	11090	Feed Bar with 204189	50
213765	—	" " 213789 with 200075E, 200214E, 201525E, 201535E and 204200	1 00
200214E	12310	Feed Bar Hinge Screw	12
201525E	12310	" " " " Nut	03
204188	12310	" " Spring	03
204189	11635	" " " Hook	01
212802	12277	" Dog	1 50
200106E	12311	" " Screw (2)	02
200075E	11090	" " Support Screw	02
201535E	11090	" " " " Nut	03
213173	11085	" Driving Cam and Gear, 54 teeth, with two 200383c	3 00
206609	—	Feed Driving Cam and Gear Driving Gear, 18 teeth	95
213218	11090	Feed Driving Cam and Gear Driving Gear 206609 with two 200348c	1 00
200348c	11090	Feed Driving Cam and Gear Driving Gear Set Screw	03
201816	12307	Feed Driving Cam and Gear Roller	12
201850	11090	" " " " " " 201816 with 200820c	27
200820c	11635	Feed Driving Cam and Gear Roller Stud	15
201517E	11090	" " " " " " " " Nut	05
200383c	12311	Feed Driving Cam and Gear Set Screw..	02
213174	11085	" " " " " Shaft	40
213175	11085	" " " " " " Bracket	60
200036E	11090	" " " " " " " Screw (3)	04
213172	11636	Feed Driving Rock Shaft	40
213167	11636	" " " " " 213172 with 200002e, 201522e and 204193	85
202305c	12307	Feed Driving Rock Shaft Center (2)	06
200043c	12311	" " " " " Set Screw (2)	04
204193	11639	Feed Driving Rock Shaft Connection with 200668c and 201525E	35

No.	Plate	Name	Each
200002E	12310	Feed Driving Rock Shaft Connection Hinge Screw	\$ 07
201522E	12310	Feed Driving Rock Shaft Connection Hinge Screw Nut	03
204200	11635	Feed Driving Rock Shaft Crank with 204189 (on left side) and two 200383c	35
200383c	12311	Feed Driving Rock Shaft Crank Set Screw	02
213188	11085	Feed Driving Segment Lever with 204293 and 213391	1 00
215700	11635	Feed Driving Segment Lever Clamp with 200031c	45
215702	---	Feed Driving Segment Lever Clamp 215700 with 215701	55
215701	11635	Feed Driving Segment Lever Clamp Block	10
200031c	12311	Feed Driving Segment Lever Clamp Pinch Screw	04
200668c	12310	Feed Driving Segment Lever Clamp Screw Stud	06
201525E	12310	Feed Driving Segment Lever Clamp Screw Stud Nut	03
213187	11090	Feed Driving Segment Lever Crank with two 200363c	80
213199	11635	Feed Driving Segment Lever Crank 213187 with 201517E, 201850 and 213948	1 10
200363c	11635	Feed Driving Segment Lever Crank Set Screw	03
213726	11091	Feed Driving Segment Lever Crank Spring	02
213948	---	Feed Driving Segment Lever Crank Stop (leather)	01
200780B	11091	Feed Driving Segment Lever Crank Stop Screw with 204027	10
201517B	11090	Feed Driving Segment Lever Crank Stop Screw Nut	05
204027	---	Feed Driving Segment Lever Crank Stop Screw Packing (rawhide)	02
213391	11635	Feed Driving Segment Lever Shaft	15
204293	12308	" " " " " Pin	01
213809	11101	" " " " " Sleeve (split) (left)	25
204196	12307	Feed Driving Segment Lever Shaft Sleeve (split) (right)	25
200043c	12311	Feed Driving Segment Lever Shaft Sleeve Set Screw (2)	04

No.	Plate	Name	Each
201524E	12310	Feed Driving Segment Lever Shaft Sleeve Set Screw Nut (2)	\$ 03
213176	11091	Feed Lifting Cam with two 200363c	75
200363c	11635	" " " Set Screw	03
213177	11637	" " Rock Shaft	30
203320	11637	" " " " 213177 with 203238	65
202305c	12307	Feed Lifting Rock Shaft Center (2)	06
200043c	12311	" " " " " Set Screw (2)	04
213186	11091	Feed Lifting Rock Shaft Crank with 200038c	35
213160	11635	Feed Lifting Rock Shaft Crank 213186 with 201517E and 201850	65
200038c	11635	Feed Lifting Rock Shaft Crank Pinch Screw	05
201816	12307	Feed Lifting Rock Shaft Crank Roller	12
201850	11090	" " " " " " " 201816 with 200820c	27
200820c	11635	Feed Lifting Rock Shaft Crank Roller Stud	15
201517E	11090	Feed Lifting Rock Shaft Crank Roller Stud Nut	05
202276	12308	Feed Lifting Rock Shaft Slide Block	15
203238	12308	" " " " " " " 202276 with 200243E and 201531E	35
200243E	12310	Feed Lifting Rock Shaft Slide Block Hinge Screw	08
201531E	12308	Feed Lifting Rock Shaft Slide Block Hinge Screw Nut	03
204206	11638	Feed Regulating Handle	10
204713	---	" " " 204206 with 200098E, 202622, 204208, 204209, 204213, 204714 and 204925	55
204208	12307	Feed Regulating Handle Adjustable Stop	05
200098E	12307	" " " " " " Screw	03
204925	11638	Feed Regulating Handle Adjustable Stop Screw Washer	01
204209	12307	Feed Regulating Handle Position Pin ..	01
204714	11638	" " " Shaft	20
204211	11638	" " " " Crank with 200098E	20
204212	12307	Feed Regulating Handle Shaft Crank Link	15
200271E	12311	Feed Regulating Handle Shaft Crank Link Hinge Screw (lower)	05

No.	Plate	Name	Each
200291E	12307	Feed Regulating Handle Shaft Crank Link Hinge Screw (upper)	\$ 05
200098F	12307	Feed Regulating Handle Shaft Crank Set Screw	03
204213	12307	Feed Regulating Handle Shaft Sleeve (split)	15
200362c	12311	Feed Regulating Handle Shaft Sleeve Set Screw	03
202622	11638	Feed Regulating Handle Shaft Sleeve Washer	01
202036	12310	Feed Regulating Handle Stop Pin	01
204715	—	Feed Regulating Handle complete, Nos. 200291E, 204211, 204212 and 204713 ..	95
*203239	—	Hook (sewing)	—
203240	12312	" 203239 with 200600E, 200616E and 203251	2 20
203290	12312	Hook and Bobbin Case complete, Nos. 203217 and 203240	3 00
203241	12312	Hook Bevel Gear Socket, 24 teeth	85
200555H	12312	" " " " Screw	05
203242	12344	" " " Pinion, 24 teeth, with two 200383c	1 00
200383c	12311	Hook Bevel Pinion Set Screw	02
203243	11639	" Counter Shaft	40
203244	12308	" " " Collar with two 200393c	20
200393c	12308	Hook Counter Shaft Collar Set Screw ..	02
203245	12344	" " " Driving Gear, 44 teeth, with 200362c and 200439c	1 00
200439c	12311	Hook Counter Shaft Driving Gear Position Screw	05
200362c	12311	Hook Counter Shaft Driving Gear Set Screw	03
203246	12344	Hook Counter Shaft Gear, 22 teeth, with two 200383c	75
200383c	12311	Hook Counter Shaft Gear Set Screw	02
202299	—	" " " Oil Packing (wick)	01
200840E	12311	" " " " " " " Stop Screw	10
213230	11636	Hook Driving Shaft	1 60
213191	11085	" " " Bearing with 202299	20
202299	—	" " " " Oil Packing (wick)	01
202126	12308	Hook Driving Shaft Bearing Position Pin	01
200516E	12311	" " " " Screw	08
203249	12344	" " " Bushing (eccentric)	25

No.	Plate	Name	Each
202299	—	Hook Driving Shaft Bushing Oil Packing (wick)	\$ 01
200362c	12311	Hook Driving Shaft Bushing Set Screw	03
213141	11635	" " " Collar with two 200393c	20
200393c	12308	Hook Driving Shaft Collar Set Screw ..	02
203251	12312	" Gib	40
200600E	12312	" " Hinge Screw	02
200616E	12312	" " Screw	02
213192	11639	" Saddle with 202299	1 00
202299	—	" " Oil Packing (wick)	01
200006E	12307	" " Screw (2)	07
225585E	12319	" " " Washer (2)	02
203254	12312	" Washer	20
213716	11639	Hook Saddle complete, Nos. 200555H, 203241, 203254, 203290 and 213192	5 00
227442	11637	Knee Lifter Connection Lever with 202416	15
227444	—	Knee Lifter Connection Lever 227442 with 227309, 227448 and two 200224H ..	70
200224H	11638	Knee Lifter Connection Lever Hinge Screw	12
227309	11125	Knee Lifter Connection Lever Lifting Rod with 202302	06
202302	12321	Knee Lifter Connection Lever Lifting Rod Cotter Pin	01
202446	11638	Knee Lifter Connection Lever Pin	03
227448	11637	" " Lifting Lever	25
200224H	11638	" " " " Hinge Screw ..	12
213193	—	Needle Bar (hollow)	75
213392	11640	" " 213193 with 200074E and 213393	4 40
213222	11091	Needle Bar Bushing (lower)	35
213219	11091	" " " (upper)	35
200346c	11091	" " " Set Screw (2)	03
204248	12307	" " Connecting Link	35
200658c	12307	" " " " Hinge Screw Stud	10
201519c	12307	Needle Bar Connecting Link Hinge Screw Stud Nut	03
204249	12308	Needle Bar Connecting Stud with 200072c and 202277	40
202277	—	Needle Bar Connecting Stud Oil Packing (wick)	01
200072c	12308	Needle Bar Connecting Stud Pinch Screw	03
213194	11091	" " Cover	15
200161H	12319	" " " Screw	04

Parts for Machine No. 71w1

No.	Plate	Name	Each
213197	11092	Needle Bar Guide with 200072c	\$ 45
213196	11092	" " " Bar	25
214045	11640	" " " " 213196 with 213197	70
200383c	12311	" " " " Set Screw (2)	02
200072c	12308	" " " Pinch Screw	03
213794	11094	" Holder with two 200117F	1 25
200247F	11094	" " Hinge Screw	08
201532H	11094	" " " Nut	03
200117F	11097	" Set Screw	02
221469	11653	" Vibrating Cam and Gear, 48 teeth	3 00
221471	—	" " " " " 221469 with 200062H and 213203	3 65
200062H	12311	Needle Vibrating Cam and Gear Adjusting Screw	07
221470	11654	Needle Vibrating Cam and Gear Driving Gear, 16 teeth, with two 200383c	1 00
200383c	12311	Needle Vibrating Cam and Gear Driving Gear Set Screw	02
213204	11085	Needle Vibrating Cam and Gear Lever with 200830c, 204293 and 204928	1 35
213728	11092	Needle Vibrating Cam and Gear Lever Connection	50
213206	11092	Needle Vibrating Cam and Gear Lever Connection Joint	40
200110B	10359	Needle Vibrating Cam and Gear Lever Connection Joint Screw (2)	02
213220	11092	Needle Vibrating Cam and Gear Lever Connection Link	60
213221	11092	Needle Vibrating Cam and Gear Lever Connection Link Rushing	15
200110B	10359	Needle Vibrating Cam and Gear Lever Connection Link Screw (2)	02
204924	11638	Needle Vibrating Cam and Gear Lever Connection Link Screw Washer	63
213947	—	Needle Vibrating Cam and Gear Lever Oil Retainer (felt)	02
201816	12307	Needle Vibrating Cam and Gear Lever Roller	12
200830c	11638	Needle Vibrating Cam and Gear Lever Roller Screw Stud	08
*204928	—	Needle Vibrating Cam and Gear Lever Shaft	—
202574	11635	Needle Vibrating Cam and Gear Lever Shaft Collar with 200380c	15
200380c	12319	Needle Vibrating Cam and Gear Lever Shaft Collar Set Screw	02
204293	12308	Needle Vibrating Cam and Gear Lever Shaft Pin	01

Parts for Machine No. 71w1

No.	Plate	Name	Each
203743	—	Needle Vibrating Cam and Gear Lever Shaft Sleeve	\$ 35
200363c	11635	Needle Vibrating Cam and Gear Lever Shaft Sleeve Set Screw	03
200791E	11638	Needle Vibrating Cam and Gear Lever Slide	15
202104	11638	Needle Vibrating Cam and Gear Lever Slide Washer	01
201581B	11638	Needle Vibrating Cam and Gear Lever Slide Wing Nut	12
213203	11085	Needle Vibrating Cam and Gear Stud	60
201501B	11093	" " " " " " Nut	10
200343c	11093	" " " " " " Set Screw	03
213200	11093	Needle Vibrating Lever	10
214065	11638	" " " Guide	20
213263	11638	" " " " Retaining Spring	10
200118F	11638	Needle Vibrating Lever Guide Retaining Spring Screw	02
200117F	11097	Needle Vibrating Lever Set Screw	02
214066	11638	" " Rock Lever with 213316 and 214060	75
213268	11638	Needle Vibrating Rock Lever 214066 with 200118F, 213206, 213263 and 214065	1 50
*213316	—	Needle Vibrating Rock Lever Shaft	—
202510	11638	" " " " " Collar with 200141F	06
200141F	11103	Needle Vibrating Rock Lever Shaft Collar Set Screw	02
214060	11638	Needle Vibrating Rock Lever Shaft Pin	01
213211	11093	Oil Guard (felt)	05
213823	11106	Piercer	10
213212	11093	" Holder with 200089D, 225604 and two 200117F	85
213195	11093	Piercer Holder and Needle Holder Bracket	65
213393	11635	Piercer Holder and Needle Holder Bracket 213195 with 200247F, 201532H, 213212 and 213794	3 60
200074F	12308	Piercer Holder and Needle Holder Bracket Screw	03
200089D	11635	Piercer Holder Screw	02
225604	11093	" " " Washer	02
200117F	11097	" Set Screw	02
213791	11640	Presser Bar (hollow)	80

Parts for Machine No. 71w1

No.	Plate	Name	Each
204252	12308	Presser Bar Lifter	\$ 20
200550c	12311	" " " Hinge Screw	08
202179	11643	" " Lifting Bracket with 200387c	25
204254	12307	" " " " Position Guide	30
200362c	12311	Presser Bar Lifting Bracket Position Guide Set Screw	03
200387c	11643	Presser Bar Lifting Bracket Set Screw	02
204327	—	" " Packing Washer (felt)	25
		Per 100	25
200504e	12310	Presser Bar Screw Bushing (lower)	05
204255	12310	" " Spring	10
200491b	12344	" " Thumb Screw (pressure regulating)	25
200436f	14211	Presser Foot Adjusting Screw	06
200086f	12308	" " " " Clamp Screw	03
221479	14201	" " Hinge Pin	01
229685	14211	" " " Stud	10
200397h	14211	" " " " Set Screw	02
229692	14216	" " Plate (left) with 200486d and 206491	1 45
229690	14216	Presser Foot Plate (right)	1 25
229679	14217	" " Shank (left) with 200086f, 200397h and 200436f	1 25
229770	14217	Presser Foot Shank 229679 with 221479, 229673 and 229692	3 00
229680	14217	Presser Foot Shank (right) with 200086f	1 50
229771	14217	" " " 229680 with 221479, 229673 and 229690	2 50
200086f	12308	Presser Foot Shank (right) Set Screw ..	03
229674	14211	" " Spring	05
229673	14216	" " " (left or right) (heel)	01
202737	11646	" " " Collar with 200380c	25
200380c	12319	" " " " Set Screw	02
206491	14201	" " (left) Strip Guide	05
200486d	14201	" " " " " Screw ..	05
229694	14216	Presser Foot (hinged) complete, Nos. 229685, 229770 and 229771	5 00
213851	11643	Return Feed Auxiliary Lever with two 200382c	15
200382c	10359	Return Feed Auxiliary Lever Set Screw	02
213852	11643	" " " " Spring	04
213853	11643	" " " " " " Socket	15
200008f	12321	Return Feed Auxiliary Lever Spring Socket Screw	07

Parts for Machine No. 71w1

No.	Plate	Name	Each
202629	11643	Return Feed Auxiliary Lever Spring Socket Screw Washer	\$ 10
202068	12153	Spool Holder Base	15
200575h	12311	" " " Screw	05
204296	12153	" " Wire	10
200079h	12311	" " " Hinge Screw	02
204297	12153	Spool Holder complete, Nos. 200079h, 202068 and 204296	25
212920	—	Take-up Cam with 200335c and 200430c..	1 35
203268	11641	" " 212920 with 200383c, 200658c and 201519c	1 50
203172	12307	Take-up Cam Friction Washer	05
200430c	12311	" " Position Screw	08
200383c	12311	" " " " Check Screw	02
200335c	12311	" " Set Screw	04
203270	12310	" Lever with 204265	60
203291	—	" " 203270 with 204263	75
204263	12310	" " Bearing with 204261	15
204264	11643	" " " Position Pin	01
200042f	12311	" " " Screw	05
204265	—	" " Oil Guard	05
201816	12307	" " Roller	12
203271	12310	Take-up Lever complete, Nos. 200042f, 201816 and 203291	90
202402	11643	Tension Disc	05
202090	11643	" " Position Pin	01
213792	11094	" Release Cam	15
200290f	11094	" " " Screw	05
201537h	12319	" " " " Nut	03
225604	11093	" " " " Washer	02
213213	11094	" " Lever	20
200290f	11094	" " " Screw	05
201537h	12319	" " " " Nut	03
213214	11094	" " " Spring	10
200303h	11094	" " " " Screw	05
234703	—	" " " Stop	03
202872	—	" " " " Position Pin	Per 100 25
202075	11643	Tension Release Plunger	03
214051	—	" " Slide	18
214052	11643	" " " 214051 with 204269..	20
204269	12308	" " " Spring	02
204270	11643	" Spring	05
200632b	11643	" Stud	20
200397h	14211	" " Set Screw	02
201572b	11643	" Thumb Nut	04
204271	11643	" Washer	05

No.	Plate	Name	Each
213872	11643	Tension complete, Nos. 200632b, 201572b, 202075, 204270, 204271 and two 202402..	\$ 50
204274	11644	Thread Controller Plate	12
200577H	12311	" " " Screw	02
202098	11644	" " Roller	05
204275	11644	" " " Guard	10
202084	11644	" " " Washer	01
200300c	11644	" " " Screw	04
202085	11644	" " Spring.... (Per 100 \$1.25)	03
204333	11644	" " " Guard	08
200581H	11644	" " " " Screw	02
202087	11644	" " " Stop	03
202088	11644	" " " Stud with 204925 ..	10
200366H	11644	" " " " Set Screw ..	02
204925	11638	" " " " Washer	01
205987	11644	Thread Controller complete, Nos. 200300c, 200581H, 202084, 202098, 204274, 204275 and 204333	42
213873	11644	Thread Controller and Spring complete, Nos. 202085 and 205987	45
213727	11094	Thread Guide	05
202412	11643	" " " "	06
213201	11092	" Loop Guide	25
200053c	12311	" " " Screw	04
225837	11642	" " " " Washer	01
204281	11643	" Retainer Guide Wire	01
202091	11643	" " Sleeve	05
202092	11643	" " Spring	01
204058B	11643	" " Stud	07
200368H	11643	" " " Set Screw	02
204059	11643	Thread Retainer complete, Nos. 202091, 202092 and 204058B	15
212811	12279	Throat Plate	2 00
200161D	12319	" " Clamp Screw	04
202062	12308	" " Position Pin	01
200577H	12311	" " Screw	02

LIST OF PARTS COMPLETE

FOR

MACHINE No. 71w2

For Very Fine Hemstitch and Shire Work in Fine Grades of

Fabrics, Such as Embroidered Corners and Lace

Borders on Handkerchiefs, Doilies, etc.

No Piercer. Has Return Feed.

No.	Plate	Name	Each
*213223	---	Arm	\$ --
204163	12344	" Cap	10
200278H	12311	" " Screw	05
202248H	12307	" " " Washer	05
213224	11095	" Plate	50
200571B	11090	" " Screw (2)	05
200010E	---	" Screw (3)	06
202005	12308	" " Washer (3)	01
203237	11636	" Shaft	1 75
204801	11640	" " Bushing (back) with 202260 ..	35
202260	---	" " " " Oil Packing (wick)	01
200352c	11635	Arm Shaft Bushing (back) Set Screw ...	03
204802	11640	" " " (front) with 202036 and 202260	35
202260	---	Arm Shaft Bushing (front) Oil Packing (wick)	01
200502B	11635	Arm Shaft Bushing (front) Oil Packing Thumb Screw	25
202036	12310	Arm Shaft Bushing (front) Position Pin	01
200352c	11635	" " " " Set Screw ..	03
204804	11637	" " Connection with four 200054E (2)	80
200054E	12307	Arm Shaft Connection Screw	03
204174	11636	Balance Wheel, 5½ in. diam. (belt groove 3 in. diam.), with 200328c and 200335c	1 00
200062H	12311	Balance Wheel Adjusting Screw	07
200328c	12311	" " Position Screw	04
200335c	12311	" " Set Screw	04
*213190	---	Bed	--

No.	Plate	Name	Each
*215692	—	Bed 213190 with 202062, 203249, 213191, two each 200362c, 200516E, 200840E and 202299	\$ —
202258	12153	Bed Hinge Connection (2)	08
200570E	12311	" " " Screw (4)	05
206125	11640	" Slide (back)	30
203301	11640	" " (front)	35
213710	11635	Bobbin	05
203210	12312	" Case Base with 202056, 203211 to 203213 and 203216	55
203211	12312	Bobbin Case Base Latch	05
*202056	12312	" " " " Pin	—
203212	12312	" " " " Plunger	02
203213	12312	" " " " Spring	01
203209	12312	" " Cap with 200984F, 203214, 203215 and two 200594F	25
203214	12312	Bobbin Case Tension Spring	10
200984F	12312	" " " " Regulating Screw	04
200594F	12312	Bobbin Case Tension Spring Screw	02
203215	12312	" " Thread Guide	05
200594F	12312	" " " " Screw	02
203216	12312	" " Washer (cloth).....Per 100	25
203217	12312	Bobbin Case complete, Nos. 203209 and 203210	80
213225	11636	Face Plate with 200366H, 200368H, 202087, 202090, 204281 and two 200397H	85
200053c	12311	Face Plate Screw	04
213288	11096	" " Thread Guide	10
200397H	14211	" " " " Set Screw	02
213226	11636	Face Plate complete, Nos. 200303H, 200577H, 202088, 202872, 204059, 213213, 213214, 213225, 213288, 213792, 213872, 213873, 225604, 234703, two each 200290F and 201537H	2 65
213789	11090	Feed Bar with 204189	50
213765	—	" " 213789 with 200075E, 200214E, 201525E, 201535E and 204200	1 00
200214E	12310	Feed Bar Hinge Screw	12
201525E	12310	" " " " Nut	03
204188	12310	" " Spring	03
204189	11635	" " " Hook	01
212808	12278	" Dog	1 50
200106E	12311	" " Screw (2)	02
200075E	11090	" " Support Screw	02
201535E	11090	" " " " Nut	03
213173	11085	" Driving Cam and Gear, 54 teeth, with two 200383c	3 00

No.	Plate	Name	Each
206609	—	Feed Driving Cam and Gear Driving Gear, 18 teeth	\$ 95
213218	11090	Feed Driving Cam and Gear Driving Gear 206609 with two 200348c	1 00
200348c	11090	Feed Driving Cam and Gear Driving Gear Set Screw	03
201816	12307	Feed Driving Cam and Gear Roller	12
201850	11090	" " " " " " 201816 with 200820c	27
200820c	11635	Feed Driving Cam and Gear Roller Stud	15
201517E	11090	" " " " " " " " Nut	05
200383c	12311	Feed Driving Cam and Gear Set Screw ..	02
213174	11085	" " " " " Shaft	40
213175	11085	" " " " " Bracket	60
200036E	11090	" " " " " " " Screw (3)	04
213172	11636	Feed Driving Rock Shaft	40
213167	11636	" " " " 213172 with 200002E, 201522E and 204193	85
202305c	12307	Feed Driving Rock Shaft Center (2)	06
200043c	12311	" " " " " Set Screw (2)	04
204193	11639	Feed Driving Rock Shaft Connection with 200668c and 201525E	35
200002E	12310	Feed Driving Rock Shaft Connection Hinge Screw	07
201522E	12310	Feed Driving Rock Shaft Connection Hinge Screw Nut	03
204200	11635	Feed Driving Rock Shaft Crank with 204189 (on left side) and two 200383c	35
200383c	12311	Feed Driving Rock Shaft Crank Set Screw	02
213188	11085	Feed Driving Segment Lever with 204293 and 213391	1 00
215700	11635	Feed Driving Segment Lever Clamp with 200031c	45
215702	—	Feed Driving Segment Lever Clamp 215700 with 215701	55
215701	11635	Feed Driving Segment Lever Clamp Block	10
200031c	12311	Feed Driving Segment Lever Clamp Pinch Screw	04
200668c	12310	Feed Driving Segment Lever Clamp Screw Stud	06
201525E	12310	Feed Driving Segment Lever Clamp Screw Stud Nut	03

No.	Plate	Name	Each
213187	11090	Feed Driving Segment Lever Crank with two 200363c	\$ 80
213199	11635	Feed Driving Segment Lever Crank 213187 with 201517E, 201850 and 213948	1 10
200363c	11635	Feed Driving Segment Lever Crank Set Screw	03
213726	11091	Feed Driving Segment Lever Crank Spring	02
213948	---	Feed Driving Segment Lever Crank Stop (leather)	01
200780B	11091	Feed Driving Segment Lever Crank Stop Screw with 204027	10
201517B	11090	Feed Driving Segment Lever Crank Stop Screw Nut	05
204027	---	Feed Driving Segment Lever Crank Stop Screw Packing (rawhide)	02
213391	11635	Feed Driving Segment Lever Shaft	15
204293	12308	" " " " " Pin ..	01
213809	11101	" " " " " Sleeve (split) (left)	25
204196	12307	Feed Driving Segment Lever Shaft Sleeve (split) (right)	25
200043c	12311	Feed Driving Segment Lever Shaft Sleeve Set Screw (2)	04
201524E	12310	Feed Driving Segment Lever Shaft Sleeve Set Screw Nut (2)	03
213176	11091	Feed Lifting Cam with two 200363c	75
200363c	11635	" " " Set Screw	03
213177	11637	" " Rock Shaft	30
203320	11637	" " " " 213177 with 203238	65
202305c	12307	Feed Lifting Rock Shaft Center (2)	06
200043c	12311	" " " " " Set Screw (2)	04
213186	11091	Feed Lifting Rock Shaft Crank with 200038c	35
213160	11635	Feed Lifting Rock Shaft Crank 213186 with 201517E and 201850	65
200038c	11635	Feed Lifting Rock Shaft Crank Pinch Screw	05
201816	12307	Feed Lifting Rock Shaft Crank Roller	12
201850	11090	" " " " " " 201816 with 200820c	27
200820c	11635	Feed Lifting Rock Shaft Crank Roller Stud	15
201517E	11090	Feed Lifting Rock Shaft Crank Roller Stud Nut	05

No.	Plate	Name	Each
202276	12308	Feed Lifting Rock Shaft Slide Block	\$ 15
203238	12308	" " " " " " " 202276 with 200243E and 201531E	35
200243E	12310	Feed Lifting Rock Shaft Slide Block Hinge Screw	08
201531E	12308	Feed Lifting Rock Shaft Slide Block Hinge Screw Nut	03
204206	11638	Feed Regulating Handle	10
204713	---	" " " 204206 with 200098E, 202622, 204208, 204209, 204213, 204714 and 204925	55
204208	12307	Feed Regulating Handle Adjustable Stop	05
200098E	12307	" " " " " " Screw	03
204925	11638	Feed Regulating Handle Adjustable Stop Screw Washer	01
204209	12307	Feed Regulating Handle Position Pin ..	01
204714	11638	" " " Shaft	20
204211	11638	" " " " Crank with 200098E	20
204212	12307	Feed Regulating Handle Shaft Crank Link	15
200271E	12311	Feed Regulating Handle Shaft Crank Link Hinge Screw (lower)	05
200291E	12307	Feed Regulating Handle Shaft Crank Link Hinge Screw (upper)	05
200098E	12307	Feed Regulating Handle Shaft Crank Set Screw	03
204213	12307	Feed Regulating Handle Shaft Sleeve (split)	15
200362c	12311	Feed Regulating Handle Shaft Sleeve Set Screw	03
202622	11638	Feed Regulating Handle Shaft Sleeve Washer	01
202036	12310	Feed Regulating Handle Stop Pin	01
204715	---	Feed Regulating Handle complete, Nos. 200291E, 204211, 204212 and 204713 ..	95
*203239	---	Hook (sewing)	—
203240	12312	" 203239 with 200600E, 200616E and 203251	2 20
203290	12312	Hook and Bobbin Case complete, Nos. 203217 and 203240	3 00
203241	12312	Hook Bevel Gear Socket, 24 teeth	85
200555II	12312	" " " " Screw	05
203242	12344	" " Pinion, 24 teeth, with two 200383c	1 00
200383c	12311	Hook Bevel Pinion Set Screw	02

Parts for Machine No. 71w2

No.	Plate	Name	Each
203243	11639	Hook Counter Shaft	\$ 40
203244	12308	“ “ Collar with two 200393c	20
200393c	12308	Hook Counter Shaft Collar Set Screw ..	02
203245	12344	“ “ Driving Gear, 44 teeth, with 200362c and 200439c	1 00
200439c	12311	Hook Counter Shaft Driving Gear Position Screw	05
200362c	12311	Hook Counter Shaft Driving Gear Set Screw	03
203246	12344	Hook Counter Shaft Gear, 22 teeth, with two 200383c	75
200383c	12311	Hook Counter Shaft Gear Set Screw	02
202299	—	“ “ Oil Packing (wick)	01
200840c	12311	“ “ “ “ “ “ Stop Screw	10
212230	11636	Hook Driving Shaft	1 60
213191	11085	“ “ “ Bearing with 202299	20
202299	—	“ “ “ “ Oil Packing (wick)	01
202126	12308	Hook Driving Shaft Bearing Position Pin	01
200516c	12311	“ “ “ Screw	08
203249	12344	“ “ “ Bushing (eccentric)	25
202299	—	“ “ “ “ Oil Packing (wick)	01
200362c	12311	Hook Driving Shaft Bushing Set Screw ..	03
213141	11635	“ “ “ Collar with two 200393c	20
200393c	12308	Hook Driving Shaft Collar Set Screw ..	02
203251	12312	“ Gib	40
200600c	12312	“ “ Hinge Screw	02
200616c	12312	“ “ Screw	02
213192	11639	“ Saddle with 202299	1 00
202299	—	“ “ Oil Packing (wick)	01
200006c	12307	“ “ Screw (2)	07
225585c	12319	“ “ Washer (2)	02
203254	12312	“ Washer	20
213716	11639	Hook Saddle complete, Nos. 200555c, 203241, 203254, 203290 and 213192	5 00
227442	11637	Knee Lifter Connection Lever with 202446	15
227444	—	“ “ “ “ 227442 with 223709, 227448 and two 200224c	70
200224c	11638	Knee Lifter Connection Lever Hinge Screw	12
227309	11125	Knee Lifter Connection Lever Lifting Rod with 202302	06

Parts for Machine No. 71w2

No.	Plate	Name	Each
202302	12321	Knee Lifter Connection Lever Lifting Rod Cotter Pin	\$ 01
202446	11638	Knee Lifter Connection Lever Pin	03
227448	11637	“ “ Lifting Lever	25
200224c	11638	“ “ “ “ Hinge Screw ..	12
213227	11096	Needle Bar (hollow) with 200141c	75
213283	11096	“ “ Connecting Link	35
200237c	11638	“ “ “ “ Hinge Screw Stud	12
201519c	12307	Needle Bar Connecting Link Hinge Screw Stud Nut	03
213795	11096	Needle Bar Connecting Stud	55
213282	—	“ “ “ “ 213795 with 213730	70
213730	11096	Needle Bar Connecting Stud Swivel with 200387c	15
200387c	11643	Needle Bar Connecting Stud Swivel Set Screw	02
213279	11096	Needle Bar Cover	15
200161c	12319	“ “ “ Screw	04
213228	11095	“ “ Frame (vibrating)	1 00
213964	11640	“ “ “ 213228 with 200380c and 213227	1 75
213280	11096	Needle Bar Frame Fulcrum Pin	25
200380c	12319	“ “ “ “ Set Screw	02
213281	11096	“ “ “ Guide Pin	20
200380c	12319	“ “ “ “ Set Screw ..	02
213097	—	“ “ “ Oiling Felt	03
200161c	12319	“ “ “ “ Screw	04
202600	11638	“ “ “ “ “ Washer	01
213099	—	“ “ Oiling Felt	01
200141c	11103	“ Set Screw	02
221476	—	“ Vibrating Cam and Gear, 48 teeth	3 00
221478	—	“ “ “ “ “ 221476 with 200062c and 213203	3 65
200062c	12311	Needle Vibrating Cam and Gear Adjust- ing Screw	07
221470	11654	Needle Vibrating Cam and Gear Driving Gear, 16 teeth, with two 200383c	1 00
200383c	12311	Needle Vibrating Cam and Gear Driving Gear Set Screw	02
213394	11095	Needle Vibrating Cam and Gear Lever with 200383c, 204293 and 204928	1 35
213284	11097	Needle Vibrating Cam and Gear Lever Connection	40
213395	11096	Needle Vibrating Cam and Gear Lever Connection Hinge Pin	10

No.	Plate	Name	Each
200380c	12319	Needle Vibrating Cam and Gear Lever Connection Hinge Pin Set Screw	\$ 02
213220	11092	Needle Vibrating Cam and Gear Lever Connection Link	60
213221	11092	Needle Vibrating Cam and Gear Lever Connection Link Bushing	15
200110B	10359	Needle Vibrating Cam and Gear Lever Connection Link Screw (2)	02
204924	11638	Needle Vibrating Cam and Gear Lever Connection Link Screw Washer	03
213947	---	Needle Vibrating Cam and Gear Lever Oil Retainer (felt)	02
201816	12307	Needle Vibrating Cam and Gear Lever Roller	12
200830c	11638	Needle Vibrating Cam and Gear Lever Roller Screw Stud	08
*204928	---	Needle Vibrating Cam and Gear Lever Shaft	---
204197	11635	Needle Vibrating Cam and Gear Lever Shaft Collar with 200113F	15
200113F	10359	Needle Vibrating Cam and Gear Lever Shaft Collar Set Screw	03
204293	12308	Needle Vibrating Cam and Gear Lever Shaft Pin	01
203743	---	Needle Vibrating Cam and Gear Lever Shaft Sleeve	35
200363c	11635	Needle Vibrating Cam and Gear Lever Shaft Sleeve Set Screw	03
200791E	11638	Needle Vibrating Cam and Gear Lever Slide	15
202104	11638	Needle Vibrating Cam and Gear Lever Slide Washer	01
201581B	11638	Needle Vibrating Cam and Gear Lever Slide Wing Nut	12
213203	11085	Needle Vibrating Cam and Gear Stud	60
201501B	11093	" " " " " " Nut	10
200343c	11093	" " " " " " Set Screw	03
213791	11640	Presser Bar (hollow)	80
204252	12308	" " Lifter	20
200550c	12311	" " " Hinge Screw	08
202179	11643	" " Lifting Bracket with 200387c	25
204254	12307	" " " " Position Guide	30
200362c	12311	" " " " " " Set Screw	03

No.	Plate	Name	Each
200387c	11643	Presser Bar Lifting Bracket Set Screw	\$ 02
204327	---	" " Packing Washer (felt)	Per 100 25
200504E	12310	Presser Bar Screw Bushing (lower)	05
204255	12310	" " Spring	10
200491B	12314	" " Thumb Screw (pressure regulating)	25
200436F	14211	Presser Foot Adjusting Screw	06
200086F	12308	" " " " Clamp Screw	03
221479	14201	" " Hinge Pin	01
229685	14211	" " " Stud	10
200397H	14211	" " " Set Screw	02
229700	14211	" " Plate (left) with 200486b and 206491	1 45
229701	14211	Presser Foot Plate (right)	1 25
229677	14211	" " Shank (left) with 200086F, 200397H and 200436F	1 50
229780	14212	Presser Foot Shank 229677 with 221479 and 229700	3 00
229742	14211	Presser Foot Shank (right) with 200086F	1 25
229781	14212	" " " 229742 with 221479 and 229701	2 50
200086F	12308	Presser Foot Shank (right) Set Screw	03
229674	14211	" " Spring	05
202737	11646	" " " Collar with 200380c	25
200380c	12319	" " " Set Screw	02
206491	14201	" " (left) Strip Guide	05
200486D	14201	" " " " " Screw	05
229702	14211	Presser Foot (hinged) complete, Nos. 229685, 229780 and 229781	5 00
213851	11643	Return Feed Auxiliary Lever with two 200382c	15
200382c	10359	Return Feed Auxiliary Lever Set Screw	02
213852	11643	" " " " Spring	04
213853	11643	" " " " " Socket	15
200008F	12321	" " " " " " Screw	07
202629	11643	Return Feed Auxiliary Lever Spring Socket Screw Washer	10
202068	12153	Spool Holder Base	15
200575H	12311	" " " Screw	05
204296	12153	" " Wire	10
200079H	12311	" " " Hinge Screw	02
204297	12153	Spool Holder complete, Nos. 200079H, 202068 and 204296	25
212920	---	Take-up Cam with 200335c and 200430c	1 35
203740	11641	" " 212920 with 200237c, 200383c, 201519c and 213283	1 85

No.	Plate	Name	Each
203172	12307	Take-up Cam Friction Washer	\$ 05
200430c	12311	" " Position Screw	08
200383c	12311	" " " " Check Screw	02
200335c	12311	" " Set Screw	04
203270	12310	" Lever with 204265	60
203291	—	" " 203270 with 204263	75
204263	12310	" " Bearing with 204264	15
204264	11643	" " Position Pin	01
200042F	12311	" " " Screw	05
204265	—	" " Oil Guard	05
201816	12307	" " Roller	12
203271	12310	Take-up Lever complete, Nos. 200042F, 201816 and 203291	90
202402	11643	Tension Disc	05
202090	11643	" " Position Pin	01
213792	11094	" Release Cam	15
200290F	11094	" " " Screw	05
201537H	12319	" " " " Nut	03
225604	11093	" " " " Washer	02
213213	11094	" " Lever	20
200290F	11094	" " " Screw	05
201537H	12319	" " " " Nut	03
213214	11094	" " " Spring	10
200303H	11094	" " " " Screw	05
234703	—	" " " Stop	03
202872	—	" " " " Position Pin Per 100	25
202075	11643	Tension Release Plunger	03
214051	—	" " Slide	18
214052	11643	" " " 214051 with 204263 ..	20
204269	12308	" " " Spring	02
204270	11643	" Spring	05
200632B	11643	" Stud	20
200397H	14211	" " Set Screw	02
201572B	11643	" Thumb Nut	04
204271	11643	" Washer	05
213872	11643	Tension complete, Nos. 200632B, 201572B, 202075, 204270, 204271 and two 202402	50
204274	11644	Thread Controller Plate	12
200577H	12311	" " " Screw	02
202098	11644	" " Roller	05
204275	11644	" " " Guard	10
202084	11644	" " " " Washer	01
200300c	11644	" " " Screw	04
202085	11644	" " Spring.... (Per 100 \$1.25)	03
204333	11644	" " " Guard	08
200581H	11644	" " " " Screw	02
202087	11644	" " " Stop	03
202088	11644	" " " Stud with 204925...	10

No.	Plate	Name	Each
200366H	11644	Thread Controller Spring Stud Set Screw	\$ 02
204925	11638	" " " " Washer ..	01
205987	11644	Thread Controller complete, Nos. 200300c, 200581H, 202084, 202098, 204274, 204275 and 204333	42
213873	11644	Thread Controller and Spring complete, Nos. 202085 and 205987	45
213727	11094	Thread Guide	05
202412	11643	" "	06
204281	11643	" Retainer Guide Wire	01
202091	11643	" " Sleeve	05
202092	11643	" " Spring	01
204058H	11643	" " Stud	07
200368H	11643	" " " Set Screw	02
204059	11643	Thread Retainer complete, Nos. 202091, 202092 and 204058H	15
221462	11648	Throat Plate with 200587E and 212867 ..	2 25
200161D	12319	" " Clamp Screw	04
212867	12278	" " Needle Guard	25
200587E	12278	" " " " Screw	02
202062	12308	" " Position Pin	01
200577H	12311	" " Screw	02

LIST OF PARTS COMPLETE

FOR

MACHINE No. 71w3

Especially Fitted for Hemstitching in Fine Grades of Fabrics,

Such as Handkerchief Lawn, etc. Has Return Feed

and Piercer Attached to Needle Holder Bracket.

No.	Plate	Name	Each
*213168	—	Arm	\$ —
204163	12344	" Cap	10
200278H	12311	" " Screw	05
202248H	12307	" " " Washer	05
213170	11085	" Plate	50
200571B	11090	" " Screw (2)	05
200010E	—	" Screw (3)	06
202005	12308	" " Washer (3)	01
203237	11636	" Shaft	1 75
204801	11640	" " Bushing (back) with 202260..	35
202260	—	" " " " Oil Packing (wick)	01
200352c	11635	Arm Shaft Bushing (back) Set Screw ..	03
204802	11640	" " " (front) with 202036 and 202260	35
202260	—	Arm Shaft Bushing (front) Oil Packing (wick)	01
200502B	11635	Arm Shaft Bushing (front) Oil Packing Thumb Screw	25
202036	12310	Arm Shaft Bushing (front) Position Pin	01
200352c	11635	" " " " Set Screw ..	03
204804	11637	" " Connection with four 20005fE (2)	80
200054E	12307	Arm Shaft Connection Screw	03
204174	11636	Balance Wheel, 5½ in. diam. (belt groove 3 in. diam.), with 200328c and 200335c	1 00
200062H	12311	Balance Wheel Adjusting Screw	07
200328c	12311	" " Position Screw	04
200335c	12311	" " Set Screw	04
*213190	—	Bed	—
*215692	—	" 213190 with 202062, 203249, 213191, two each 200362c, 200516E, 200840E and 202299	—

No.	Plate	Name	Each
202258	12153	Bed Hinge Connection (2)	\$ 08
200570E	12311	" " " Screw (4)	05
206125	11640	" Slide (back)	30
203301	11640	" " (front)	35
213710	11635	Bobbin	05
203210	12312	" Case Base with 202056, 203211 to 203213 and 203216	55
203211	12312	Bobbin Case Base Latch	05
*202056	12312	" " " " Pin	—
203212	12312	" " " " Plunger	02
203213	12312	" " " " Spring	01
203209	12319	" " Cap with 200984E, 203214, 203215 and two 200594E	25
203214	12312	Bobbin Case Tension Spring	10
200984E	12312	" " " " Regulating Screw	04
200594E	12312	Bobbin Case Tension Spring Screw	02
203215	12312	" " Thread Guide	05
200594E	12312	" " " " Screw	02
203216	12312	" " Washer (cloth).....Per 100	25
203217	12312	Bobbin Case complete, Nos. 203209 and 203210	80
213171	11636	Face Plate with 200366H, 200368H, 202087, 202090, 204281 and two 200397H	85
200053c	12311	Face Plate Screw	04
213216	11094	" " Thread Guide	05
200397H	14211	" " " " Set Screw	02
213715	11636	Face Plate complete, Nos. 200303H, 200577H, 202088, 202872, 204059, 213171, 213213, 213214, 213216, 213792, 213872, 213873, 225604, 234703, two each 200290E and 201537H	2 65
213789	11090	Feed Bar with 204189	50
213765	—	" " 213789 with 200075E, 200214E, 201525E, 201535E and 204200	1 00
200214E	12310	Feed Bar Hinge Screw	12
201525E	12310	" " " " Nut	03
204188	12310	" " Spring	03
204189	11635	" " " Hook	01
212802	12277	" Dog	1 50
200106E	12311	" " Screw (2)	02
200075E	11090	" " Support Screw	02
201535E	11090	" " " " Nut	03
213173	11085	" Driving Cam and Gear, 54 teeth, with two 200383c	3 00
206609	—	Feed Driving Cam and Gear Driving Gear, 18 teeth	95

No.	Plate	Name	Each
213218	11090	Feed Driving Cam and Gear Driving Gear 206609 with two 200348c	\$1 00
200348c	11090	Feed Driving Cam and Gear Driving Gear Set Screw	03
201816	12307	Feed Driving Cam and Gear Roller	12
201850	11090	" " " " " " 201816 with 200820c	27
200820c	11635	Feed Driving Cam and Gear Roller Stud	15
201517E	11090	" " " " " " " " Nut	05
200383c	12311	Feed Driving Cam and Gear Set Screw ..	02
213174	11085	" " " " " " Shaft	40
213175	11085	" " " " " " Bracket	60
200036E	11090	" " " " " " " " Screw (3)	04
213172	11636	Feed Driving Rock Shaft	40
213167	11636	" " " " " 213172 with 200002E, 201522E and 204193	85
202305c	12307	Feed Driving Rock Shaft Center (2) ...	06
200043c	12311	" " " " " " Set Screw (2)	04
204193	11639	Feed Driving Rock Shaft Connection with 200668c and 201525E	35
200002E	12310	Feed Driving Rock Shaft Connection Hinge Screw	07
201522E	12310	Feed Driving Rock Shaft Connection Hinge Screw Nut	03
204200	11635	Feed Driving Rock Shaft Crank with 204189 (on left side) and two 200383c	35
200383c	12311	Feed Driving Rock Shaft Crank Set Screw	02
213188	11085	Feed Driving Segment Lever with 204293 and 213391	1 00
215700	11635	Feed Driving Segment Lever Clamp with 200031c	45
215702	---	Feed Driving Segment Lever Clamp 215700 with 215701	55
215701	11635	Feed Driving Segment Lever Clamp Block	10
200031c	12311	Feed Driving Segment Lever Clamp Pinch Screw	04
200668c	12310	Feed Driving Segment Lever Clamp Screw Stud	06
201525E	12310	Feed Driving Segment Lever Clamp Screw Stud Nut	03
213187	11090	Feed Driving Segment Lever Crank with two 200363c	80

No.	Plate	Name	Each
213199	11635	Feed Driving Segment Lever Crank 213187 with 201517E, 201850 and 213948	\$1 10
200363c	11635	Feed Driving Segment Lever Crank Set Screw	03
213726	11091	Feed Driving Segment Lever Crank Spring	02
213948	---	Feed Driving Segment Lever Crank Stop (leather)	01
200780B	11091	Feed Driving Segment Lever Crank Stop Screw with 204027	10
201517B	11090	Feed Driving Segment Lever Crank Stop Screw Nut	05
204027	---	Feed Driving Segment Lever Crank Stop Screw Packing (rawhide)	02
213391	11635	Feed Driving Segment Lever Shaft	15
204293	12308	" " " " " " Pin ..	01
213809	11101	" " " " " " Sleeve (split) (left)	25
204196	12307	Feed Driving Segment Lever Shaft Sleeve (split) (right)	25
200043c	12311	Feed Driving Segment Lever Shaft Sleeve Set Screw (2)	04
201524E	12310	Feed Driving Segment Lever Shaft Sleeve Set Screw Nut (2)	03
213176	11091	Feed Lifting Cam with two 200363c	75
200363c	11635	" " " " Set Screw	03
213177	11637	" " Rock Shaft	30
203320	11637	" " " " " 213177 with 203238	65
202305c	12307	Feed Lifting Rock Shaft Center (2) ...	06
200043c	12311	" " " " " " Set Screw (2)	04
213186	11091	Feed Lifting Rock Shaft Crank with 200038c	35
213160	11635	Feed Lifting Rock Shaft Crank 213186 with 201517E and 201850	65
200038c	11635	Feed Lifting Rock Shaft Crank Pinch Screw	05
201816	12307	Feed Lifting Rock Shaft Crank Roller	12
201850	11090	" " " " " " " " 201816 with 200820c	27
200820c	11635	Feed Lifting Rock Shaft Crank Roller Stud	15
201517E	11090	Feed Lifting Rock Shaft Crank Roller Stud Nut	05
202276	12308	Feed Lifting Rock Shaft Slide Block	15

No.	Plate	Name	Each
203238	12308	Feed Lifting Rock Shaft Slide Block 202276 with 200243E and 201531E	\$ 35
200243E	12310	Feed Lifting Rock Shaft Slide Block Hinge Screw	08
201531E	12308	Feed Lifting Rock Shaft Slide Block Hinge Screw Nut	03
204206	11638	Feed Regulating Handle	10
204713	—	" " " 204206 with 200098E, 202622, 204208, 204209, 204213, 204714 and 204925	55
204208	12307	Feed Regulating Handle Adjustable Stop	05
200098E	12307	" " " " " " Screw	03
204925	11638	Feed Regulating Handle Adjustable Stop Screw Washer	01
204209	12307	Feed Regulating Handle Position Pin ..	01
204714	11638	" " " Shaft	20
204211	11638	" " " " Crank with 200098E	20
204212	12307	Feed Regulating Handle Shaft Crank Link	15
200271E	12311	Feed Regulating Handle Shaft Crank Link Hinge Screw (lower)	05
200291E	12307	Feed Regulating Handle Shaft Crank Link Hinge Screw (upper)	05
200098E	12307	Feed Regulating Handle Shaft Crank Set Screw	03
204213	12307	Feed Regulating Handle Shaft Sleeve (split)	15
200362C	12311	Feed Regulating Handle Shaft Sleeve Set Screw	03
202622	11638	Feed Regulating Handle Shaft Sleeve Washer	01
202036	12310	Feed Regulating Handle Stop Pin	01
204715	—	Feed Regulating Handle complete, Nos. 200291E, 204211, 204212 and 204713 ...	95
*203239	—	Hook (sewing)	—
203240	12312	" 203239 with 200600E, 200616E and 203251	2 20
203290	12312	Hook and Bobbin Case complete, Nos. 203217 and 203240	3 00
203241	12312	Hook Bevel Gear Socket, 24 teeth	85
200555H	12312	" " " " Screw	05
203242	12344	" " Pinion, 24 teeth, with two 200383C	1 00
200383C	12311	Hook Bevel Pinion Set Screw	02
203243	11639	" Counter Shaft	40

No.	Plate	Name	Each
203244	12308	Hook Counter Shaft Collar with two 200393C	\$ 20
200393C	12308	Hook Counter Shaft Collar Set Screw ..	02
203245	12344	" " " Driving Gear, 44 teeth, with 200362C and 200439C	1 00
200439C	12311	Hook Counter Shaft Driving Gear Posi- tion Screw	05
200362C	12311	Hook Counter Shaft Driving Gear Set Screw	03
203246	12344	Hook Counter Shaft Gear, 22 teeth, with two 200383C	75
200383C	12311	Hook Counter Shaft Gear Set Screw	02
202299	—	" " " Oil Packing (wick)	01
200840E	12311	" " " " " " Stop Screw	10
213230	11636	Hook Driving Shaft	1 60
213191	11085	" " " Bearing with 202299	20
202299	—	" " " " Oil Packing (wick)	01
202126	12308	Hook Driving Shaft Bearing Position Pin ..	01
200516E	12311	" " " " Screw	08
203249	12344	" " " Bushing (eccentric)	25
202299	—	" " " " Oil Packing (wick)	01
200362C	12311	Hook Driving Shaft Bushing Set Screw ..	03
213141	11635	" " " Collar with two 200393C	20
200393C	12308	Hook Driving Shaft Collar Set Screw ...	02
203251	12312	" Gib	40
200600E	12312	" " Hinge Screw	02
200616E	12312	" " Screw	02
213192	11639	" Saddle with 202299	1 00
202299	—	" " Oil Packing (wick)	01
200006E	12307	" " Screw (2)	07
225585E	12319	" " Washer (2)	02
203254	12312	" Washer	20
213716	11639	Hook Saddle complete, Nos. 200555H, 203241, 203254, 203290 and 213192	5 00
227442	11637	Knee Lifter Connection Lever with 202446	15
227444	—	Knee Lifter Connection Lever 227442 with 227309, 227448 and two 200224H ..	70
200224H	11638	Knee Lifter Connection Lever Hinge Screw	12
227309	11125	Knee Lifter Connection Lever Lifting Rod with 202302	06

No.	Plate	Name	Each
202302	12321	-Knee Lifter Connection Lever Lifting Rod Cotter Pin	\$ 01
202446	11638	Knee Lifter Connection Lever Pin	03
227448	11637	" " Lifting Lever	25
200224H	11638	" " " " Hinge Screw ..	12
213193	—	Needle Bar (hollow)	75
213392	11640	" " 213193 with 200074F and 213393	4 40
213222	11091	Needle Bar Bushing (lower)	35
213219	11091	" " " (upper)	35
200346c	11091	" " " Set Screw (2)	03
204248	12307	" " Connecting Link	35
200658c	12307	" " " " Hinge Screw Stud	10
201519c	12307	Needle Bar Connecting Link Hinge Screw Stud Nut	03
204249	12308	Needle Bar Connecting Stud with 200072c and 202277	40
202277	—	Needle Bar Connecting Stud Oil Packing (wick)	01
200072c	12308	Needle Bar Connecting Stud Pinch Screw	03
213194	11091	" " Cover	15
200161H	12319	" " " Screw	04
213197	11092	" " Guide with 200072c	45
213196	11092	" " " Bar	25
214045	11640	" " " " 213196 with 213197	70
200383c	12311	" " " " Set Screw (2) ..	02
200072c	12308	" " " Pinch Screw	03
213794	11094	" Holder with two 200117F	1 25
200247F	11094	" " Hinge Screw	08
201532H	11094	" " " " Nut	03
200117F	11097	" Set Screw	02
221469	11653	" Vibrating Cam and Gear, 48 teeth ..	3 00
221471	—	" " " " " 221469 with 200062H and 213203	3 65
200062H	12311	Needle Vibrating Cam and Gear Adjusting Screw	07
221470	11654	Needle Vibrating Cam and Gear Driving Gear, 16 teeth, with two 200383c	1 00
200383c	12311	Needle Vibrating Cam and Gear Driving Gear Set Screw	02
213204	11085	Needle Vibrating Cam and Gear Lever with 200830c, 204293 and 204928	1 35
213728	11092	Needle Vibrating Cam and Gear Lever Connection	50
213206	11092	Needle Vibrating Cam and Gear Lever Connection Joint	40

No.	Plate	Name	Each
200110B	10359	Needle Vibrating Cam and Gear Lever Connection Joint Screw (2)	\$ 02
213220	11092	Needle Vibrating Cam and Gear Lever Connection Link	60
213221	11092	Needle Vibrating Cam and Gear Lever Connection Link Bushing	15
200110B	10359	Needle Vibrating Cam and Gear Lever Connection Link Screw (2)	02
204924	11638	Needle Vibrating Cam and Gear Lever Connection Link Screw Washer	03
213947	—	Needle Vibrating Cam and Gear Lever Oil Retainer (felt)	02
201816	12307	Needle Vibrating Cam and Gear Lever Roller	12
200830c	11638	Needle Vibrating Cam and Gear Lever Roller Screw Stud	08
*204928	—	Needle Vibrating Cam and Gear Lever Shaft	—
202574	11635	Needle Vibrating Cam and Gear Lever Shaft Collar with 200380c	15
200380c	12319	Needle Vibrating Cam and Gear Lever Shaft Collar Set Screw	02
204293	12308	Needle Vibrating Cam and Gear Lever Shaft Pin	01
203743	—	Needle Vibrating Cam and Gear Lever Shaft Sleeve	35
200363c	11635	Needle Vibrating Cam and Gear Lever Shaft Sleeve Set Screw	03
200791E	11638	Needle Vibrating Cam and Gear Lever Slide	15
202104	11638	Needle Vibrating Cam and Gear Lever Slide Washer	01
201581B	11638	Needle Vibrating Cam and Gear Lever Slide Wing Nut	12
213203	11085	Needle Vibrating Cam and Gear Stud ..	60
201501B	11093	" " " " " " Nut ..	10
200343c	11093	" " " " " " Set Screw	03
213200	11093	Needle Vibrating Lever	10
214065	11638	" " " Guide	20
213263	11638	" " " " Retaining Spring	10
200118F	11638	Needle Vibrating Lever Guide Retaining Spring Screw	02
200117F	11097	Needle Vibrating Lever Set Screw	02
214066	11638	" " Rock Lever with 213316 and 214060	75

Parts for Machine No. 71w3

No.	Plate	Name	Each
213268	11638	Needle Vibrating Rock Lever 214066 with 200118F, 213206, 213263 and 214065 ...	\$1 50
*213316	—	Needle Vibrating Rock Lever Shaft	—
202510	11638	" " " " " Collar with 200141F	06
200141F	11103	Needle Vibrating Rock Lever Shaft Collar Set Screw	02
214060	11638	Needle Vibrating Rock Lever Shaft Pin	01
213211	11093	Oil Guard (felt)	05
213822	11106	Piercer	10
213212	11093	" Holder with 200089D, 225604 and two 200117F	85
213195	11093	Piercer Holder and Needle Holder Bracket	65
213393	11635	Piercer Holder and Needle Holder Bracket 213195 with 200247F, 201532U, 213212 and 213794	3 60
200074F	12308	Piercer Holder and Needle Holder Bracket Screw	03
200089D	11635	Piercer Holder Screw	02
225604	11093	" " " Washer	02
200117F	11097	" Set Screw	02
213791	11640	Presser Bar (hollow)	80
204252	12308	" " Lifter	20
200550C	12311	" " " Hinge Screw	08
202179	11643	" " Lifting Bracket with 200387E	25
204254	12307	" " " " " Position Guide	30
200362C	12311	" " " " " " " Set Screw	03
200387C	11643	Presser Bar Lifting Bracket Set Screw..	02
204327	—	" " Packing Washer (felt)	25
200504E	12310	Presser Bar Screw Bushing (lower)	05
204255	12310	" " Spring	10
200491B	12344	" " Thumb Screw (pressure regulating)	25
200436F	14211	Presser Foot Adjusting Screw	06
200086F	12308	" " " " " Clamp Screw	03
221479	14201	Presser Foot Hinge Pin	01
229685	14211	" " " Stud	10
200397H	14211	" " " " " Set Screw	02
229692	14216	" " Plate (left) with 200486D and 206491	1 45
229695	14218	Presser Foot Plate (right)	1 25
229679	14217	" " Shank (left) with 200086F, 200397H and 200436F	1 25

Parts for Machine No. 71w3


No.	Plate	Name	Each
229770	14217	Presser Foot Shank 229679 with 221479, 229673 and 229692	\$3 00
229680	14217	Presser Foot Shank (right) with 200086F	1 50
229778	14218	" " " 229680 with 221479, 229673 and 229695	2 50
200086F	12308	Presser Foot Shank (right) Set Screw ..	03
229674	14211	" " Spring	05
229673	14216	" " " (left or right) (heel)	01
202737	11646	" " " Collar with 200380C	25
200380C	12319	" " " " Set Screw	02
206191	14201	" " (left) Strip Guide	05
200486D	14201	" " " " " Screw ..	05
229696	14218	Presser Foot (hinged) complete, Nos. 229685, 229770 and 229778	5 00
213851	11643	Return Feed Auxiliary Lever with two 200382C	15
200382C	10359	Return Feed Auxiliary Lever Set Screw	02
213852	11643	" " " " Spring	04
213853	11643	" " " " " " Socket	15
200008F	12321	Return Feed Auxiliary Lever Spring Socket Screw	07
202629	11643	Return Feed Auxiliary Lever Spring Socket Screw Washer	10
202068	12153	Spool Holder Base	15
200575H	12311	" " " Screw	05
204296	12153	" " Wire	10
200079H	12311	" " " Hinge Screw	02
204297	12153	Spool Holder complete, Nos. 200079H, 202068 and 204296	25
212920	—	Take-up Cam with 200335C and 200430C ..	1 35
203268	11641	" " 212920 with 200383C, 200658C and 201519C	1 50
203172	12307	Take-up Cam Friction Washer	05
200430C	12311	" " Position Screw	08
200383C	12311	" " " " Check Screw	02
200335C	12311	" " Set Screw	04
203270	12310	" Lever with 204265	60
203291	—	" " 203270 with 204263	75
204263	12310	" " Bearing with 204264	15
204264	11643	" " " Position Pin	01
200042F	12311	" " " Screw	05
204265	—	" " Oil Guard	05
201816	12307	" " Roller	12
203271	12310	Take-up Lever complete, Nos. 200042F, 201816 and 203291	90
202402	11643	Tension Disc	05

No.	Plate	Name	Each
202090	11643	Tension Disc Position Pin	\$ 01
213792	11094	" Release Cam	15
200290F	11094	" " " Screw	05
201537H	12319	" " " " Nut	03
225604	11093	" " " " Washer	02
213213	11094	" " Lever	20
200290F	11094	" " " Screw	05
201537H	12319	" " " " Nut	03
213214	11094	" " " Spring	10
200303H	11094	" " " " Screw	05
234703	—	" " " Stop	03
202872	—	" " " " Position Pin Per 100	25
202075	11643	Tension Release Plunger	03
214051	—	" " Slide	18
214052	11643	" " " 214051 with 204269	20
204269	12308	" " " Spring	02
204270	11643	" Spring	05
200632B	11643	" Stud	20
200397H	14211	" " Set Screw	02
201572B	11643	" Thumb Nut	04
204271	11643	" Washer	05
213872	11643	Tension complete, Nos. 200632B, 201572B, 202075, 204270, 204271 and two 202402	50
204274	11644	Thread Controller Plate	12
200577H	12311	" " " Screw	02
202098	11644	" " Roller	05
204275	11644	" " " Guard	10
202084	11644	" " " Washer	01
200300C	11644	" " " Screw	04
202085	11644	" " Spring (Per 100 \$1.25)	03
204333	11644	" " " Guard	08
200581H	11644	" " " " Screw	02
202087	11644	" " " Stop	03
202088	11644	" " " Stud with 204925 ..	10
200366H	11644	" " " " Set Screw ..	02
204925	11638	" " " " Washer	01
205987	11644	Thread Controller complete, Nos. 200300C, 200581H, 202084, 202098, 204274, 204275 and 204333	42
213873	11644	Thread Controller and Spring complete, Nos. 202085 and 205987	45
213727	11094	Thread Guide	05
202412	11643	" "	06
213286	11642	" Loop Guide	25
200053C	12311	" " " Screw	04
225837	11642	" " " Washer	01

No.	Plate	Name	Each
204281	11643	Thread Retainer Guide Wire	\$ 01
202091	11643	" " Sleeve	05
202092	11643	" " Spring	01
204058B	11643	" " Stud	07
200368H	11643	" " " Set Screw	02
204059	11643	Thread Retainer complete, Nos. 202091, 202092 and 204058B	15
212801	12277	Throat Plate	2 00
200161D	12319	" " Clamp Screw	01
202062	12308	" " Position Pin	01
200577H	12311	" " Screw	02

LIST OF PARTS COMPLETE

FOR



MACHINE No. 72w12

For Ornamenting Shirt Waists, Corners of Handkerchiefs, etc.

With $\frac{1}{16}$ in. Hemstitch Openings in Straight or Curved

Lines or Circles. Has Forward Feed.

No.	Plate	Name	Each
*234705	---	Arm	\$ —
204163	12344	“ Cap	10
200278r	12311	“ “ Screw	05
202248r	12307	“ “ “ Washer	05
213257	11095	“ Plate	50
200571b	11090	“ “ Screw (2)	05
200010e	---	“ Screw	06
202005	12308	“ “ Washer	01

Parts for Machine No. 72w12

No.	Plate	Name	Each
203237	11636	Arm Shaft	\$1 75
204801	11640	“ “ Bushing (back) with 202260 ..	35
202260	---	“ “ “ “ Oil Packing (wick)	01
200352c	11635	Arm Shaft Bushing (back) Set Screw ..	03
204802	11640	“ “ “ (front) with 202036 and 202260	35
202260	---	Arm Shaft Bushing (front) Oil Packing (wick)	01
200502r	11635	Arm Shaft Bushing (front) Oil Packing Thumb Screw	25
202036	12310	Arm Shaft Bushing (front) Position Pin	01
200352c	11635	“ “ “ “ Set Screw ..	03
204804	11637	“ “ Connection with four 200054e (2)	80
200054e	12307	Arm Shaft Connection Screw	03
213829	11106	Auxiliary Piercer	25
213264	11097	“ “ Holder with 200117e and 200389c	75
213261	11097	Auxiliary Piercer Holder Bracket with two 200118e	35
200118e	11638	Auxiliary Piercer Holder Bracket Screw	02
200117e	11097	“ “ “ Screw	02
200389c	11642	“ “ Set Screw	02
204174	11636	Balance Wheel, 5 $\frac{1}{2}$ in. diam. (belt groove 3 in. diam.), with 200328c and 200335c	1 00
200062u	12311	Balance Wheel Adjusting Screw	07
200328c	12311	“ “ Position Screw	04
200335c	12311	“ “ Set Screw	04
*213235	---	Bed	—
*215749	----	“ 213235 with 202062, 203249, 213191, two each 200362c, 200516e, 200840e and 202299	—
202258	12153	Bed Hinge Connection (2)	08
200570e	12311	“ “ “ Screw (4)	05
206125	11640	“ Slide (back)	30
203301	11640	“ “ (front)	35
213710	11635	Bobbin	05
203210	12312	“ Case Base with 202056, 203211 to 203213 and 203216	55
203211	12312	Bobbin Case Base Latch	05
*202056	12312	“ “ “ “ Pin	—
203212	12312	“ “ “ “ Plunger	02
203213	12312	“ “ “ “ Spring	01
203209	12312	“ “ Cap with 200984e, 203214, 203215 and two 200594e	25
203214	12312	Bobbin Case Tension Spring	10

No.	Plate	Name	Each
200984f	12312	Bobbin Case Tension Spring Regulating Screw	\$ 04
200594f	12312	Bobbin Case Tension Spring Screw	02
203215	12312	" " Thread Guide	05
200594f	12312	" " " " Screw	02
203216	12312	" " Washer (cloth)Per 100	25
203217	12312	Bobbin Case complete, Nos. 203209 and 203210	80
213289	11098	Cord Holder	25
200809b	11097	" " Screw	15
213945	11636	Face Plate with 200355u, two each 200368u, 200397u, 202090 and 204281 ..	1 15
200053c	12311	Face Plate Screw	04
213266	11097	" " Thread Guide	10
200161b	12319	" " " " Screw	04
225604	11093	" " " " " Washer ..	02
213946	11636	Face Plate complete, Nos. 200098e, 200161b, 200318u, 202108, 202872, 213213, 213214, 213266, 213267, 213935, 213941 to 213945, 219866, 219867, 228026, 231703, two each 200089b, 200290e, 201537u, 204059, 213872 and three 225604	4 35
213789	11090	Feed Bar with 204189	50
213765	---	" " 213789 with 200075e, 200214e, 201525e, 201535e and 204200	1 00
200214e	12310	Feed Bar Hinge Screw	12
201525e	12310	" " " " Nut	03
204188	12310	" " Spring	03
204189	11635	" " Hook	01
212827	12283	" Dog	1 50
200106e	12311	" " Screw (2)	02
200075e	11090	" " Support Screw	02
201535e	11090	" " " " Nut	03
206206	11095	" Driving Cam and Gear, 54 teeth, with two 200383c	3 00
206609	---	Feed Driving Cam and Gear Driving Gear, 18 teeth	95
213218	11090	Feed Driving Cam and Gear Driving Gear 206609 with two 200348c	1 00
200348c	11090	Feed Driving Cam and Gear Driving Gear Set Screw	03
201816	12307	Feed Driving Cam and Gear Roller	12
201850	11090	" " " " " 201816 with 200820c	27
200820c	11635	Feed Driving Cam and Gear Roller Stud	15
201517e	11090	" " " " " " " " Nut	05

No.	Plate	Name	Each
200383c	12311	Feed Driving Cam and Gear Set Screw \$	02
213233	11097	" " " " " Shaft	25
213245	11095	" " " " " Bracket	60
200036e	11090	" " " " " " " Screw (3)	04
213172	11636	Feed Driving Rock Shaft	40
213167	11636	" " " " " 213172 with 200002e, 201522e and 204193	85
202305c	12307	Feed Driving Rock Shaft Center (2) ...	06
200043c	12311	" " " " " Set Screw (2)	04
204193	11639	Feed Driving Rock Shaft Connection with 200668c and 201525e	35
200002e	12310	Feed Driving Rock Shaft Connection Hinge Screw	07
201522e	12310	Feed Driving Rock Shaft Connection Hinge Screw Nut	03
204200	11635	Feed Driving Rock Shaft Crank with 204189 (on left side) and two 200383c	35
200383c	12311	Feed Driving Rock Shaft Crank Set Screw	02
213188	11085	Feed Driving Segment Lever with 204293 and 213391	1 00
215700	11635	Feed Driving Segment Lever Clamp with 200031c	15
215702	---	Feed Driving Segment Lever Clamp 215700 with 215701	55
215701	11635	Feed Driving Segment Lever Clamp Block	10
200031c	12311	Feed Driving Segment Lever Clamp Pinch Screw	04
200668c	12310	Feed Driving Segment Lever Clamp Screw Stud	06
201525e	12310	Feed Driving Segment Lever Clamp Screw Stud Nut	03
203741	---	Feed Driving Segment Lever Crank with two 200363c	35
213246	11097	Feed Driving Segment Lever Crank 203741 with 201517e and 201850	65
200363c	11635	Feed Driving Segment Lever Crank Set Screw	03
213391	11635	Feed Driving Segment Lever Shaft	15
204293	12308	" " " " " Pin ..	01
213809	11101	" " " " " Sleeve (split) (left)	25
204196	12307	Feed Driving Segment Lever Shaft Sleeve (split) (right)	25
200043c	12311	Feed Driving Segment Lever Shaft Sleeve Set Screw (2)	04

No.	Plate	Name	Each
201524E	12310	Feed Driving Segment Lever Shaft Sleeve Set Screw Nut (2)	\$ 03
213234	11097	Feed Lifting Cam with 204020 and two 200383c	1 00
200383c	12311	Feed Lifting Cam Set Screw	02
213796	11637	" " Rock Shaft	30
203321	11637	" " " " 213796 with 203238	65
202305c	12307	" " " " Center (2)	06
200043c	12311	" " " " Set Screw (2)	04
213259	11099	Feed Lifting Rock Shaft Lever with 200049E and 201807	75
204020	—	Feed Lifting Rock Shaft Lever Cushion (leather)	01
200049E	—	Feed Lifting Rock Shaft Lever Pinch Screw	03
201822	—	Feed Lifting Rock Shaft Lever Roller	12
201807	11099	" " " " " " 201822 with 200261F	20
200261F	—	Feed Lifting Rock Shaft Lever Roller Screw Stud	08
202276	12308	Feed Lifting Rock Shaft Slide Block	15
203238	12308	" " " " " " 202276 with 200243E and 201531E	35
200243E	12310	Feed Lifting Rock Shaft Slide Block Hinge Screw	08
201531E	12308	Feed Lifting Rock Shaft Slide Block Hinge Screw Nut	03
204206	11638	Feed Regulating Handle	10
204713	—	" " " 204206 with 200098F, 202622, 204208, 204209, 204213, 204714 and 204925	55
204208	12307	Feed Regulating Handle Adjustable Stop	05
200098F	12307	" " " " " " Screw	03
204925	11638	Feed Regulating Handle Adjustable Stop Screw Washer	01
204209	12307	Feed Regulating Handle Position Pin	01
204714	11638	" " " Shaft	20
204211	11638	" " " " Crank with 200098F	20
204212	12307	Feed Regulating Handle Shaft Crank Link	15
200271E	12311	Feed Regulating Handle Shaft Crank Link Hinge Screw (lower)	05

No.	Plate	Name	Each
200291E	12307	Feed Regulating Handle Shaft Crank Link Hinge Screw (upper)	\$ 05
200098F	12307	Feed Regulating Handle Shaft Crank Set Screw	03
204213	12307	Feed Regulating Handle Shaft Sleeve (split)	15
200362c	12311	Feed Regulating Handle Shaft Sleeve Set Screw	03
202622	11638	Feed Regulating Handle Shaft Sleeve Washer	01
202036	12310	Feed Regulating Handle Stop Pin	01
204715	—	Feed Regulating Handle complete, Nos. 200291E, 204211, 204212 and 204713	95
*203239	—	Hook (sewing)	—
203240	12312	" 203239 with 200600F, 200616F and 203251	2 20
203290	12312	Hook and Bobbin Case complete, Nos. 203217 and 203240	3 00
203241	12312	Hook Bevel Gear Socket, 24 teeth	85
200555H	12312	" " " " Screw	05
203242	12344	" " Pinion, 24 teeth, with two 200383c (2)	1 00
200383c	12311	Hook Bevel Pinion Set Screw	02
203306	11639	" Counter Shaft	45
203244	12308	" " " Collar with two 200393c	20
200393c	12308	Hook Counter Shaft Collar Set Screw	02
203245	12344	" " " Driving Gear, 44 teeth, with 200362c and 200439c	1 00
200439c	12311	Hook Counter Shaft Driving Gear Position Screw	05
200362c	12311	Hook Counter Shaft Driving Gear Set Screw	03
203246	12344	Hook Counter Shaft Gear, 22 teeth, with two 200383c	75
200383c	12311	Hook Counter Shaft Gear Set Screw	02
202299	—	" " " Oil Packing (wick)	01
200840E	12311	" " " " " " Stop Screw	10
213230	11636	Hook Driving Shaft	1 60
213191	11085	" " " Bearing with 202299	20
202299	—	" " " " Oil Packing (wick)	01
202126	12308	Hook Driving Shaft Bearing Position Pin	01
200516E	12311	" " " " Screw	08
203249	12344	" " " Bushing (eccentric)	25

No.	Plate	Name	Each
202299	—	Hook Driving Shaft Bushing Oil Packing (wick)	\$ 01
200362c	12311	Hook Driving Shaft Bushing Set Screw	03
213141	11635	" " " Collar with two 200393c	20
200393c	12308	Hook Driving Shaft Collar Set Screw	02
203251	12312	" Gib	40
200600f	12312	" " Hinge Screw	02
200616f	12312	" " Screw	02
203307	12335	" Saddle with 202299	1 25
202299	—	" " Oil Packing (wick)	01
200006f	12307	" " Screw (4)	07
225585E	12319	" " " Washer (4)	02
203254	12312	" Washer	20
203308	12335	Hook Saddle complete, Nos. 200555n, 203241, 203254, 203290 and 203307	5 25
203462	—	Hook Saddle Combination complete, Nos. two 203308	10 50
227442	11637	Knee Lifter Connection Lever with 202446	15
227443	—	Knee Lifter Connection Lever 227442 with 227309, 227446 and two 200224n ..	1 05
200224n	11638	Knee Lifter Connection Lever Hinge Screw	12
227309	11125	Knee Lifter Connection Lever Lifting Rod with 202302	06
202302	12321	Knee Lifter Connection Lever Lifting Rod Cotter Pin	01
215352	11642	Knee Lifter Connection Lever Lifting Rod Spring	15
227227	11642	Knee Lifter Connection Lever Lifting Rod Spring Collar with 200113f	15
200113f	10359	Knee Lifter Connection Lever Lifting Rod Spring Collar Set Screw	03
202446	11638	Knee Lifter Connection Lever Pin	03
227445	11104	" " Lifting Lever	35
227446	—	" " " " 227445 with 227447 and two 200110n	60
200224n	11638	Knee Lifter Lifting Lever Hinge Screw ..	12
213244	11098	Needle Bar (hollow)	80
213387	11640	" " 213244 with 201206f and 213398	5 35
213222	11091	Needle Bar Bushing (2)	35
200346c	11091	" " " Set Screw (2)	03
204248	12307	" " Connecting Link	35
200658c	12307	" " " " Hinge Screw Stud	10
201519c	12307	Needle Bar Connecting Link Hinge Screw Stud Nut	03

No.	Plate	Name	Each
201249	12308	Needle Bar Connecting Stud with 200072c and 202277	\$ 40
202277	—	Needle Bar Connecting Stud Oil Packing (wick)	01
200072c	12308	Needle Bar Connecting Stud Pinch Screw	03
221480	11654	" " Guide with 200086c	45
200086c	12308	" " " Pinch Screw	03
213256	11099	" " Thread Guide	15
213237	11099	" Holder (left) with two 200117f ..	1 50
213238	11099	" " (right) with two 200117f ..	1 50
213236	11099	" " Bracket	1 00
213398	—	" " " 213236 with 213237, 213238, two each 200126f, 200797c, 201537n, 213239 and 225604	4 50
201205f	—	Needle Holder Bracket Screw	03
200126f	11642	" " Stop Screw	02
213239	11099	" " " Washer	02
200797c	11099	" " Stud	15
201537n	12319	" " " Nut	03
225601	11093	" " " Washer	02
200117f	11097	" Set Screw	02
221474	11653	" Vibrating Cam and Gear, 48 teeth	3 00
221473	—	" " " " 221474 with 200079n and 213276	3 25
221477	—	Needle Vibrating Cam and Gear 221473 with 200062n and 213203	3 90
200062n	12311	Needle Vibrating Cam and Gear Adjusting Screw	07
221470	11654	Needle Vibrating Cam and Gear Driving Gear, 16 teeth, with two 200383c	1 00
200383c	12311	Needle Vibrating Cam and Gear Driving Gear Set Screw	02
213802	11098	Needle Vibrating Cam and Gear Segment Lever with 201809, 204928 and 215691	1 50
234706	—	Needle Vibrating Cam and Gear Segment Lever Bushing	25
204922	11099	Needle Vibrating Cam and Gear Segment Lever Connecting Link (lower or upper)	50
204923	11642	Needle Vibrating Cam and Gear Segment Lever Connecting Link Bushing (2) ..	10
200110n	10359	Needle Vibrating Cam and Gear Segment Lever Connecting Link Screw	02
204924	11638	Needle Vibrating Cam and Gear Segment Lever Connecting Link Screw Washer	03
213241	11098	Needle Vibrating Cam and Gear Segment Lever Connection (lower) with 214005	1 25

No.	Plate	Name	Each
213242	11098	Needle Vibrating Cam and Gear Segment Lever Connection (upper) with 214005	\$1 25
213243	11098	Needle Vibrating Cam and Gear Segment Lever Connection Bracket	35
213277	—	Needle Vibrating Cam and Gear Segment Lever Connection Bracket 213243 with 213241, 213242, two each 201275B, 204922, 204924, 213265 and four 200110B	4 50
200571B	11090	Needle Vibrating Cam and Gear Segment Lever Connection Bracket Screw (lower)	05
200574E	11642	Needle Vibrating Cam and Gear Segment Lever Connection Bracket Screw (upper)	05
200791E	11638	Needle Vibrating Cam and Gear Segment Lever Connection Screw Stud Slide (2)	15
202104	11638	Needle Vibrating Cam and Gear Segment Lever Connection Screw Stud Slide Washer (2)	01
201581B	11638	Needle Vibrating Cam and Gear Segment Lever Connection Screw Stud Slide Wing Nut (2)	12
213265	11100	Needle Vibrating Cam and Gear Segment Lever Connection Slide Block	15
201275B	—	Needle Vibrating Cam and Gear Segment Lever Connection Slide Block Screw	08
206505	11100	Needle Vibrating Cam and Gear Segment Lever Connection Stop Block	10
200135E	11642	Needle Vibrating Cam and Gear Segment Lever Connection Stop Block Screw	03
225908	11100	Needle Vibrating Cam and Gear Segment Lever Connection Stop Block Screw Washer	02
206008	—	Needle Vibrating Cam and Gear Segment Lever Connection Stop Block complete, Nos. 200135E, 206505 and 225908 (2)	15
*214005	—	Needle Vibrating Cam and Gear Segment Lever Connection Stud with 204020	—
201816	12307	Needle Vibrating Cam and Gear Segment Lever Roller	12
201809	11094	Needle Vibrating Cam and Gear Segment Lever Roller 201816 with 202556	20
202556	—	Needle Vibrating Cam and Gear Segment Lever Roller Stud	05
*204928	—	Needle Vibrating Cam and Gear Segment Lever Shaft	—

No.	Plate	Name	Each
202574	11635	Needle Vibrating Cam and Gear Segment Lever Shaft Collar with 200380c	\$ 15
200380c	12319	Needle Vibrating Cam and Gear Segment Lever Shaft Collar Set Screw	02
215691	11642	Needle Vibrating Cam and Gear Segment Lever Shaft Position Pin	01
213203	11085	Needle Vibrating Cam and Gear Stud	60
201501B	11093	" " " " " "	10
200343c	11093	Nut Needle Vibrating Cam and Gear Stud Set Screw	03
213240	11100	Needle Vibrating Lever (2)	15
213250	11100	" " " Bearing (left)	15
234704	—	" " " " (right)	20
204020	—	" " " Friction (leather)	01
200117E	11097	" " " Set Screw	02
213825	11106	Piercer	25
213260	11095	" Bar	30
214003	—	" " 213260 with 213262 and 221481	1 00
221481	11654	" " Bushing (lower)	35
200352c	11635	" " " " Set Screw	03
213262	11100	" " " (upper)	20
200352c	11635	" " " " Set Screw	03
213248	11100	" " Driving Cam with two 200362c	1 00
213258	11100	" " " " Connection with 200057H and 200066D	75
213247	11642	Piercer Bar Driving Cam Connection 213258 with 200128E, 213248 and 213740	1 85
221461	11642	Piercer Bar Driving Cam Connection Crank with 200070c, 200740c and 201520H	75
200740c	11101	Piercer Bar Driving Cam Connection Crank Ball Screw	12
201520H	11101	Piercer Bar Driving Cam Connection Crank Ball Screw Nut	04
200070c	11642	Piercer Bar Driving Cam Connection Crank Pinch Screw	04
200057H	14202	Piercer Bar Driving Cam Connection Pinch Screw	03
200066D	11642	Piercer Bar Driving Cam Connection Pinch Screw	03
213740	11101	Piercer Bar Driving Cam Retaining Washer	05
200128E	11642	Piercer Bar Driving Cam Retaining Washer Screw	02
200362c	12311	Piercer Bar Driving Cam Set Screw	03
213249	11101	" " Lifting Bracket with two 200380c	50
200380c	12319	Piercer Bar Lifting Bracket Set Screw	02

No.	Plate	Name	Each
213804	11639	Piercer Bar Lifting Rock Shaft	\$ 25
215720	11642	" " " " Bushing	
		(2)	25
200043c	12311	Piercer Bar Lifting Rock Shaft Bushing	
		Set Screw (2)	04
201524E	12310	Piercer Bar Lifting Rock Shaft Bushing	
		Set Screw Nut (2)	03
204197	11635	Piercer Bar Lifting Rock Shaft Collar	
		with 200113f	15
200113f	10359	Piercer Bar Lifting Rock Shaft Collar	
		Set Screw	03
213738	11642	Piercer Bar Lifting Rock Shaft Crank	
		with 201812	1 00
213255	11098	Piercer Bar Lifting Rock Shaft Crank	
		213738 with 203339 and 213804	1 25
214004	11639	Piercer Bar Lifting Rock Shaft Crank	
		213255 with 213219	1 75
203339	11642	Piercer Bar Lifting Rock Shaft Crank	
		Position Pin	02
201812	11642	Piercer Bar Lifting Rock Shaft Crank	
		Roller and Stud	20
213253	11101	Piercer Holder with 200117f	1 00
200076D	11642	" " Screw	03
200117f	11097	" Set Screw	02
213791	11640	Presser Bar (hollow)	80
204252	12308	" " Lifter	20
200550c	12311	" " Hinge Screw	08
202179	11643	" " Lifting Bracket with 200387c	25
204254	12307	" " " " Position Guide	30
200362c	12311	" " " " " "	
		Set Screw	03
200387c	11643	Presser Bar Lifting Bracket Set Screw	02
204327	---	" " Packing Washer (field)	
		Per 100	25
200504E	12310	Presser Bar Screw Bushing (lower)	05
204255	12310	" " Spring	10
200491B	12344	" " Thumb Screw (pressure reg-	
		ulating)	25
200436f	14211	Presser Foot Adjusting Screw	06
200086f	12308	" " " " Clamp	
		Screw	03
221479	14201	Presser Foot Hinge Pin	01
229685	14211	" " " Stud	10
200397H	14211	" " " Set Screw	02
229706	14212	" " Plate (left)	1 25
229707	14212	" " " (right)	1 35

No.	Plate	Name	Each
229677	14211	Presser Foot Shank (left) with 200086f,	
		200397H and 200436f	\$1 50
229775	14214	Presser Foot Shank 229677 with 221479	
		and 229706	2 80
229796	14211	Presser Foot Shank (right) with 200086f	1 25
229776	14211	" " " 229796 with 221479	
		and 229707	2 60
200086f	12308	Presser Foot Shank (right) Set Screw	03
229671	14211	" " Spring	05
202737	11646	" " " Collar with 200380c	25
200380c	12319	" " " " Set Screw	02
229711	14214	Presser Foot (hinged) (narrow) complete,	
		Nos. 229685, 229775 and 229776	5 00
213276	11103	Presser Foot Vibrating Cam	25
200079H	12311	" " " " Screw	02
213269	11103	" " " Collar and Plunger	
		Socket with 200526c	1 40
200526c	12319	Presser Foot Vibrating Collar and	
		Plunger Socket Set Screw	05
214009	11641	Presser Foot Vibrating Collar and	
		Plunger Socket complete, Nos. 200199b,	
		201525E, 201822, 213269, 213270 and	
		213273 to 213275	2 75
213274	11103	Presser Foot Vibrating Engaging Lever	
		with 200141f and 201609	50
213270	11103	Presser Foot Vibrating Engaging Lever	
		Plunger with 201020	50
204020	---	Presser Foot Vibrating Engaging Lever	
		Plunger Cushion (leather)	01
201822	---	Presser Foot Vibrating Engaging Lever	
		Plunger Roller	12
200199b	11103	Presser Foot Vibrating Engaging Lever	
		Plunger Roller Screw Stud	12
201525E	12310	Presser Foot Vibrating Engaging Lever	
		Plunger Roller Screw Stud Nut	03
213275	11103	Presser Foot Vibrating Engaging Lever	
		Plunger Spring	02
*201609	---	Presser Foot Vibrating Engaging Lever	
		Swivel Stud	---
200141f	11103	Presser Foot Vibrating Engaging Lever	
		Swivel Stud Set Screw	02
213273	11103	Presser Foot Vibrating Engaging Lever	
		Washer Spring	10
213271	11104	Presser Foot Vibrating Lever with	
		201813, 203325 and 213813	85
201829	11642	Presser Foot Vibrating Lever Roller	12
201813	---	" " " " "	
		201829 with 200274c	18

No.	Plate	Name	Each
200274c	11642	Presser Foot Vibrating Lever Roller Screw Stud	\$ 06
213813	11645	Presser Foot Vibrating Lever Shaft	20
203325	11104	" " " " " Posi- tion Pin	01
227447	11103	Presser Foot Vibrating Shoe	20
200110B	10359	" " " " Screw	02
202068	12153	Spool Holder Base	15
204551	11636	" " " Bracket	15
200257D	11645	" " " " Screw	08
204552	11636	Spool Holder Base Bracket complete, Nos. 204551, two each 200575H and 204297	75
200575H	12311	Spool Holder Base Screw	05
204296	12153	" " Wire	10
200079H	12311	" " " Hinge Screw	02
204297	12153	Spool Holder complete, Nos. 200079H, 202068 and 204296	25
212920	---	Take-up Cam with 200335c and 200430c	1 35
203268	11641	" " 212920 with 200383c, 200658c and 201519c	1 50
203172	12307	Take-up Cam Friction Washer	05
200430c	12311	" " Position Screw	08
200383c	12311	" " " " Check Screw	02
200335c	12311	" " Set Screw	04
203311	11645	" Lever with 204265	75
221454	---	" " 203311 with 204263	90
204263	12310	" " Bearing with 204261	15
204264	11643	" " " Position Pin	01
200042F	12311	" " " Screw	05
204265	---	" " Oil Guard	05
201816	12307	" " Roller	12
203312	11645	Take-up Lever complete, Nos. 200042F, 201816 and 221454	1 00
202402	11643	Tension Disc	05
202090	11643	" " Position Pin	01
213267	11101	" Release Cam	25
200290F	11094	" " " Screw	05
201537H	12319	" " " " Nut	03
225604	11093	" " " " Washer	02
213213	11094	" " Lever	20
200290F	11094	" " " Screw	05
201537H	12319	" " " " Nut	03
213214	11094	" " " Spring	10
200318H	11645	" " " " Screw	04
234703	---	" " " Stop	03
202872	---	" " " " Position Pin	25
		Per 100	25
202075	11643	Tension Release Plunger	03

No.	Plate	Name	Each
214051	---	Tension Release Slide	\$ 18
214052	11643	" " " 214051 with 204269	20
204269	12308	" " " Spring	02
204270	11643	" Spring	05
200632B	11643	" Stud	20
200397H	14211	" " Set Screw	02
201572B	11643	" Thumb Nut	04
204271	11643	" Washer	05
213872	11643	Tension complete, Nos. 200632B, 201572B, 202075, 204270, 204271 and two 202402	50
213934	11644	Thread Controller Bracket	08
213935	---	" " " 213934 with 200152H, 213937 to 213939, two each 200315H, 202098, 213936 and four 213940	75
202108	---	Thread Controller Bracket Position Pin	01
200098F	12307	" " " Screw	03
213936	11644	" " Plate	12
202098	11644	" " Roller	05
213937	11644	" " " Guard (back)	10
213938	11644	" " " " (front)	10
213939	11644	" " " " Clamp	08
200152H	11644	" " " " " Screw	04
213940	11644	" " " " " " Washer	01
200315H	11644	Thread Controller Roller Screw	04
219866	11644	" " Spring (back)	03
219867	11644	" " " (front)	03
213942	11644	" " " Adjusting Collar (back)	05
200089D	11635	Thread Controller Spring Adjusting Col- lar (back) Clamp Screw	02
225604	11093	Thread Controller Spring Adjusting Col- lar (back) Clamp Screw Washer	02
213941	11644	Thread Controller Spring Adjusting Col- lar (front) with 200397H	08
200397H	14211	Thread Controller Spring Adjusting Col- lar (front) Set Screw	02
213943	11644	Thread Controller Spring Stop (adjust- able)	08
200089D	11635	Thread Controller Spring Stop Screw	02
213944	11644	" " " Stud	02
200355H	12319	" " " " Set Screw	03
228026	14208	" " " " Washer	01
203313	11645	" Guide	10
204459	11645	" (2)	02
204281	11643	" Retainer Guide Wire	01
202091	11643	" " Sleeve	05
202092	11643	" " Spring	01
204058B	11643	" " Stud	07

No.	Plate	Name	Each
200368n	11643	Thread Retainer Stud Set Screw	\$ 02
204059	11643	Thread Retainer complete, Nos. 202091, 202092 and 204058n	15
212826	12283	Throat Plate with 212863 and two 200587E	2 50
200161D	12319	" " Clamp Screw	04
212863	12283	" " Needle Guard	50
200587E	12278	" " " " Screw	02
202062	12308	" " Position Pin	01
200577H	12311	" " Screw	02

LIST OF PARTS COMPLETE

FOR

MACHINE No. 72w13For Hemstitching $\frac{1}{8}$ in. Opening Between Intervening Bars or

Spokes in Drawn and Coarse Loosely Woven Linen

Work for Table Spreads, Doilies, Vase Mats, etc.

Has Forward Feed.

No.	Plate	Name	Each
*234705	—	Arm	\$ —
204163	12344	" Cap	10
200278n	12344	" " Screw	05
202248n	12307	" " " Washer	05
213257	11095	" Plate	50
200571E	11090	" " Screw (2)	05
200040E	—	" Screw	06
202005	12308	" " Washer	01
203237	11636	" Shaft	1 75
204801	11640	" " Bushing (back) with 202260 ..	35
202260	—	" " " " Oil Packing (wick)	01
200352C	11635	Arm Shaft Bushing (back) Set Screw ..	03
204802	11640	" " " (front) with 202036 and 202260	35
202260	—	Arm Shaft Bushing (front) Oil Packing (wick)	01
200502E	11635	Arm Shaft Bushing (front) Oil Packing Thumb Screw	25
202036	12340	Arm Shaft Bushing (front) Position Pin	01
200352C	11635	" " " " Set Screw ..	03
204804	11637	" " Connection with four 200054E (2)	80
200054E	12307	Arm Shaft Connection Screw	03
213833	11106	Auxiliary Piercer	25
213261	11097	" " Holder with 200117E and 200389C	75
213261	11097	Auxiliary Piercer Holder Bracket with two 200118E	35

Parts for Machine No. 72w13

No.	Plate	Name	Each
200118F	11638	Auxiliary Piercer Holder Bracket Screw	\$ 02
200117F	11097	" " " Screw	02
200389c	11642	" " Set Screw	02
204174	11636	Balance Wheel, 5 1/2 in. diam. (belt groove 3 in. diam.), with 200328c and 200335c	1 00
200062H	12311	Balance Wheel Adjusting Screw	07
200328c	12311	" " Position Screw	04
200335c	12311	" " Set Screw	04
*213235	—	Bed	—
*215749	—	" 213235 with 202062, 203249, 213191, two each 200362c, 200516E, 200840E and 202299	—
202258	12153	Bed Hinge Connection (2)	08
200570E	12311	" " " Screw (4)	05
206125	11640	" Slide (back)	30
203301	11640	" " (front)	35
213710	11635	Bobbin	05
203210	12312	" Case Base with 202056, 203211 to 203213 and 203216	55
203211	12312	Bobbin Case Base Latch	05
*202056	12312	" " " " Pin	—
203212	12312	" " " " Plunger	02
203213	12312	" " " " Spring	01
203209	12312	" " Cap with 200984E, 203214, 203215 and two 200594E	25
203214	12312	Bobbin Case Tension Spring	10
200984E	12312	" " " " Regulating Screw	04
200594E	12312	Bobbin Case Tension Spring Screw	02
203215	12312	" " Thread Guide	05
200594E	12312	" " " " Screw	02
203216	12312	" " Washer (cloth).....Per 100	25
203217	12312	Bobbin Case complete, Nos. 203209 and 203210	80
213945	11636	Face Plate with 200355H, two each 200368H, 200397H, 202090 and 204281	1 15
200053c	12311	Face Plate Screw	04
213266	11097	" " Thread Guide	10
200161D	12319	" " " " Screw	04
225604	11093	" " " " " Washer	02
213946	11636	Face Plate complete, Nos. 200098E, 200161D, 200318H, 202108, 202872, 213213, 213214, 213266, 213267, 213935, 213941 to 213945, 219866, 219867, 228026, 234703, two each 200089D, 200290E, 201537H, 204059, 213872 and three 225604	4 35
213789	11090	Feed Bar with 204189	50
213765	—	" " 213789 with 200075E, 200214E, 201525E, 201535E and 204200	1 00

Parts for Machine No. 72w13

No.	Plate	Name	Each
200214E	12310	Feed Bar Hinge Screw	\$ 12
201525E	12310	" " " " Nut	03
204188	12310	" " Spring	03
204189	11635	" " " Hook	01
212830	12283	" Dog	1 50
200106E	12311	" " Screw (2)	02
200075E	11090	" " Support Screw	02
201535E	11090	" " " " Nut	03
206206	11095	" Driving Cam and Gear, 54 teeth, with two 200383c	3 00
206609	—	Feed Driving Cam and Gear Driving Gear, 18 teeth	95
213218	11090	Feed Driving Cam and Gear Driving Gear 206609 with two 200348c	1 00
200348c	11090	Feed Driving Cam and Gear Driving Gear Set Screw	03
201816	12307	Feed Driving Cam and Gear Roller	12
201850	11090	" " " " " " 201816 with 200820c	27
200820c	11635	Feed Driving Cam and Gear Roller Stud	15
201517E	11090	" " " " " " " " Nut	05
200383c	12311	Feed Driving Cam and Gear Set Screw	02
213233	11097	" " " " " Shaft	25
213245	11095	" " " " " " Bracket	60
200036E	11090	" " " " " " " " Screw (3)	04
213172	11636	Feed Driving Rock Shaft	40
213167	11636	" " " " 213172 with 200002E, 201522E and 204193	85
202305c	12307	Feed Driving Rock Shaft Center (2)	06
200043c	12311	" " " " " Set Screw (2)	04
204193	11639	Feed Driving Rock Shaft Connection with 200668c and 201525E	35
200002E	12310	Feed Driving Rock Shaft Connection Hinge Screw	07
201522E	12310	Feed Driving Rock Shaft Connection Hinge Screw Nut	03
204200	11635	Feed Driving Rock Shaft Crank with 204189 (on left side) and two 200383c	35
200383c	12311	Feed Driving Rock Shaft Crank Set Screw	02
213188	11085	Feed Driving Segment Lever with 204293 and 213391	1 00
215700	11635	Feed Driving Segment Lever Clamp with 200031c	45

No.	Plate	Name	Each
215702	—	Feed Driving Segment Lever Clamp 215700 with 215701	\$ 5
215701	11635	Feed Driving Segment Lever Clamp Block	10
200031c	12311	Feed Driving Segment Lever Clamp Pinch Screw	0
200668c	12310	Feed Driving Segment Lever Clamp Screw Stud	00
201525E	12310	Feed Driving Segment Lever Clamp Screw Stud Nut	03
203741	—	Feed Driving Segment Lever Crank with two 200363c	35
213246	11097	Feed Driving Segment Lever Crank 203741 with 201517E and 201850	65
200363c	11635	Feed Driving Segment Lever Crank Set Screw	03
213391	11635	Feed Driving Segment Lever Shaft	15
204293	12308	" " " " " Pin	01
213809	11101	" " " " " Sleeve (split) (left)	25
204196	12307	Feed Driving Segment Lever Shaft Sleeve (split) (right)	25
200043c	12311	Feed Driving Segment Lever Shaft Sleeve Set Screw (2)	04
201524E	12310	Feed Driving Segment Lever Shaft Sleeve Set Screw Nut (2)	03
213234	11097	Feed Lifting Cam with 201020 and two 200383c	1 00
200383c	12311	Feed Lifting Cam Set Screw	02
213796	11637	" " Rock Shaft	30
203321	11637	" " " " 213796 with 203238	65
202305c	12307	Feed Lifting Rock Shaft Center (2)	06
200043c	12311	" " " " " Set Screw (2)	04
213259	11099	Feed Lifting Rock Shaft Lever with 200049E and 201807	75
204020	—	Feed Lifting Rock Shaft Lever Cushion (leather)	01
200049E	—	Feed Lifting Rock Shaft Lever Pinch Screw	03
201822	—	Feed Lifting Rock Shaft Lever Roller " " " " " "	12
201807	11099	201822 with 200261E	20
200261E	—	Feed Lifting Rock Shaft Lever Roller Screw Stud	08
202276	12308	Feed Lifting Rock Shaft Slide Block	15

No.	Plate	Name	Each
203238	12308	Feed Lifting Rock Shaft Slide Block 202276 with 200243E and 201531E	\$ 35
200243E	12310	Feed Lifting Rock Shaft Slide Block Hinge Screw	08
201531E	12308	Feed Lifting Rock Shaft Slide Block Hinge Screw Nut	03
201206	11638	Feed Regulating Handle	10
201713	—	" " " 201206 with 200098E, 202622, 204208, 204209, 204213, 204711 and 204925	55
204208	12307	Feed Regulating Handle Adjustable Stop " " " " "	05
200098E	12307	" " " " " "	03
204925	11638	Feed Regulating Handle Adjustable Stop Screw Washer	01
201209	12307	Feed Regulating Handle Position Pin	01
204714	11638	" " " " Shaft	20
204211	11638	" " " " Crank with 200098E	20
204212	12307	Feed Regulating Handle Shaft Crank Link	15
200271E	12311	Feed Regulating Handle Shaft Crank Link Hinge Screw (lower)	05
200291E	12307	Feed Regulating Handle Shaft Crank Link Hinge Screw (upper)	05
200098E	12307	Feed Regulating Handle Shaft Crank Set Screw	03
204213	12307	Feed Regulating Handle Shaft Sleeve (split)	15
200362c	12311	Feed Regulating Handle Shaft Sleeve Set Screw	03
202622	11638	Feed Regulating Handle Shaft Sleeve Washer	01
202036	12310	Feed Regulating Handle Stop Pin	01
204715	—	Feed Regulating Handle complete, Nos. 200291E, 204211, 204212 and 204713	95
*203239	—	Hook (sewing)	—
203240	12312	" 203239 with 200600E, 200616E and 203251	2 20
203290	12312	Hook and Bobbin Case complete, Nos. 203217 and 203240	3 00
203241	12312	Hook Bevel Gear Socket, 24 teeth	85
200555H	12312	" " " " Screw	05
203242	12344	" " Pinion, 24 teeth, with two 200383c (2)	1 00
200383c	12311	Hook Bevel Pinion Set Screw	02
203306	11639	" Counter Shaft	45
203244	12308	" " " Collar with two 200393c	20

No.	Plate	Name	Eac
200393c	12308	Hook Counter Shaft Collar Set Screw ..	\$ 0:
203245	12344	“ “ “ Driving Gear, 44 teeth, with 200362c and 200439c	1 00
200439c	12311	Hook Counter Shaft Driving Gear Position Screw	05
200362c	12311	Hook Counter Shaft Driving Gear Set Screw	05
203246	12344	Hook Counter Shaft Gear, 22 teeth, with two 200383c	75
200383c	12311	Hook Counter Shaft Gear Set Screw	02
202299	—	“ “ “ Oil Packing (wick)	01
200840E	12311	“ “ “ “ “ “ Stop Screw	10
213230	11636	Hook Driving Shaft	1 60
213191	11085	“ “ “ Bearing with 202299	20
202299	—	“ “ “ “ Oil Packing (wick)	01
202126	12308	Hook Driving Shaft Bearing Position Pin	01
200516E	12311	“ “ “ “ Screw	08
203249	12344	“ “ “ Bushing (eccentric)	25
202299	—	“ “ “ “ Oil Packing (wick)	01
200362c	12311	Hook Driving Shaft Bushing Set Screw	03
213141	11635	“ “ “ Collar with two 200393c	20
200393c	12308	Hook Driving Shaft Collar Set Screw ..	02
203251	12312	“ Gib	40
200600F	12312	“ “ Hinge Screw	02
200616F	12312	“ “ Screw	02
203307	12335	“ Saddle with 202299	1 25
202299	—	“ “ Oil Packing (wick)	01
200006E	12307	“ “ Screw (4)	07
225585E	12319	“ “ “ Washer (4)	02
203254	12312	“ Washer	20
203308	12335	Hook Saddle complete, Nos. 200555H, 203241, 203254, 203290 and 203307	5 25
203462	—	Hook Saddle Combination complete, Nos. two 203308	10 50
227442	11637	Knee Lifter Connection Lever with 202446	15
227444	—	Knee Lifter Connection Lever 227442 with 227309, 227448 and two 200224H ..	70
200224H	11638	Knee Lifter Connection Lever Hinge Screw	12
227309	11125	Knee Lifter Connection Lever Lifting Rod with 202302	06
202302	12321	Knee Lifter Connection Lever Lifting Rod Cotter Pin	01
202446	11638	Knee Lifter Connection Lever Pin	03

No.	Plate	Name	Each
227448	11637	Knee Lifter Lifting Lever	\$ 25
200224H	11638	“ “ “ “ Hinge Screw	12
213244	11098	Needle Bar (hollow)	80
213387	11640	“ “ 213244 with 201206F and 213398	5 35
213222	11091	Needle Bar Bushing (2)	35
200346c	11091	“ “ “ Set Screw (2)	03
204248	12307	“ “ Connecting Link	35
200658c	12307	“ “ “ “ Hinge Screw Stud	10
201519c	12307	Needle Bar Connecting Link Hinge Screw Stud Nut	03
204249	12308	Needle Bar Connecting Stud with 200072c and 202277	40
202277	—	Needle Bar Connecting Stud Oil Packing (wick)	01
200072c	12308	Needle Bar Connecting Stud Pinch Screw	03
221480	11654	“ “ Guide with 200086c	45
200086c	12308	“ “ “ Pinch Screw	03
213256	11099	“ “ Thread Guide	15
213237	11099	“ Holder (left) with two 200117F ..	1 50
213238	11099	“ “ (right) with two 200117F ..	1 50
213236	11099	“ “ Bracket	1 00
213298	—	“ “ “ 213236 with 213237, 213238, two each 200126F, 200797c, 201537H, 213239 and 225604	4 50
201206F	—	Needle Holder Bracket Screw	03
200126F	11612	“ “ Stop Screw	02
213239	11099	“ “ “ “ Washer	02
200797c	11099	“ “ Stud	15
201537H	12319	“ “ “ Nut	03
225604	11093	“ “ “ Washer	02
200117F	11097	“ Set Screw	02
221472	11653	“ Vibrating Cam and Gear, 48 teeth	3 00
221475	—	“ “ “ “ “ “ 221472 with 200062H and 213203	3 65
200062H	12311	Needle Vibrating Cam and Gear Adjust- ing Screw	07
221470	11654	Needle Vibrating Cam and Gear Driving Gear, 16 teeth, with two 200383c	1 00
200383c	12311	Needle Vibrating Cam and Gear Driving Gear Set Screw	02
213802	11098	Needle Vibrating Cam and Gear Segment Lever with 201809, 204928 and 215691	1 50
234706	—	Needle Vibrating Cam and Gear Segment Lever Bushing	35
204922	11099	Needle Vibrating Cam and Gear Segment Lever Connecting Link (lower or upper)	50

No.	Plate	Name	Each
204923	11642	Needle Vibrating Cam and Gear Segment Lever Connecting Link Bushing (2) ..	\$ 10
200110B	10359	Needle Vibrating Cam and Gear Segment Lever Connecting Link Screw	02
204924	11638	Needle Vibrating Cam and Gear Segment Lever Connecting Link Screw Washer	03
213241	11098	Needle Vibrating Cam and Gear Segment Lever Connection (lower) with 214005	1 25
213242	11098	Needle Vibrating Cam and Gear Segment Lever Connection (upper) with 214005	1 25
213243	11098	Needle Vibrating Cam and Gear Segment Lever Connection Bracket	35
213277	---	Needle Vibrating Cam and Gear Segment Lever Connection Bracket 213243 with 213241, 213242, two each 201275a, 204922, 204924, 213265 and four 200110B	4 50
200571B	11090	Needle Vibrating Cam and Gear Segment Lever Connection Bracket Screw (lower)	05
200574E	11642	Needle Vibrating Cam and Gear Segment Lever Connection Bracket Screw (upper)	05
200791E	11638	Needle Vibrating Cam and Gear Segment Lever Connection Screw Stud Slide (2)	15
202104	11638	Needle Vibrating Cam and Gear Segment Lever Connection Screw Stud Slide Washer (2)	01
201581B	11638	Needle Vibrating Cam and Gear Segment Lever Connection Screw Stud Slide Wing Nut (2)	12
213265	11100	Needle Vibrating Cam and Gear Segment Lever Connection Slide Block	15
201275B	---	Needle Vibrating Cam and Gear Segment Lever Connection Slide Block Screw ..	08
206505	11100	Needle Vibrating Cam and Gear Segment Lever Connection Stop Block	10
200135E	11642	Needle Vibrating Cam and Gear Segment Lever Connection Stop Block Screw ..	03
225908	11100	Needle Vibrating Cam and Gear Segment Lever Connection Stop Block Screw Washer	02
206008	---	Needle Vibrating Cam and Gear Segment Lever Connection Stop Block complete, Nos. 200135E, 206505 and 225908 (2) ..	15
*214005	---	Needle Vibrating Cam and Gear Segment Lever Connection Stud with 204020 ..	—

No.	Plate	Name	Each
201816	12307	Needle Vibrating Cam and Gear Segment Lever Roller	\$ 12
201809	11091	Needle Vibrating Cam and Gear Segment Lever Roller 201816 with 202556	20
202556	---	Needle Vibrating Cam and Gear Segment Lever Roller Stud	05
204928	---	Needle Vibrating Cam and Gear Segment Lever Shaft	—
202571	11635	Needle Vibrating Cam and Gear Segment Lever Shaft Collar with 200380c	15
200380c	12319	Needle Vibrating Cam and Gear Segment Lever Shaft Collar Set Screw	02
215691	11642	Needle Vibrating Cam and Gear Segment Lever Shaft Position Pin	01
213203	11085	Needle Vibrating Cam and Gear Stud ..	60
201501B	11093	" " " " " " Nut	10
200343c	11093	" " " " " " Set Screw	03
213210	11100	Needle Vibrating Lever (2)	15
213250	11100	" " " Bearing (left) ...	15
234701	---	" " " " (right)	20
204020	---	" " " Friction (leather)	01
200117E	11097	" " " Set Screw	02
213831	11106	Piercer	25
213260	11095	" Bar	30
214003	---	" " 213260 with 213262 and 221481	1 00
221481	11651	" " Bushing (lower)	35
200352c	11635	" " " " Set Screw ..	03
213262	11100	" " " (upper)	20
200352c	11635	" " " " Set Screw	03
213248	11100	" " Driving Cam with two 200362c	1 00
213258	11100	" " " " Connection with 200057B and 200066B	75
213247	11642	Piercer Bar Driving Cam Connection 213258 with 200128E, 213248 and 213710	1 85
221461	11642	Piercer Bar Driving Cam Connection Crank with 200070c, 200740c and 201520B	75
200740c	11101	Piercer Bar Driving Cam Connection Crank Ball Screw	12
201520B	11101	Piercer Bar Driving Cam Connection Crank Ball Screw Nut	04
200070c	11642	Piercer Bar Driving Cam Connection Crank Pinch Screw	04
200057B	11202	Piercer Bar Driving Cam Connection Pinch Screw	03
200066B	11642	Piercer Bar Driving Cam Connection Pinch Screw	03
213710	11101	Piercer Bar Driving Cam Retaining Washer	05

No.	Plate	Name	Each
200128E	11642	Piercer Bar Driving Cam Retaining Washer Screw	\$ 0
200362c	12311	Piercer Bar Driving Cam Set Screw ..	0
213249	11101	" " Lifting Bracket with two 200380c	50
200380c	12319	Piercer Bar Lifting Bracket Set Screw ..	01
213804	11639	" " " Rock Shaft	21
215720	11642	" " " " " Bushing (2)	21
200043c	12311	" " " " " " Set Screw (2)	0
201524E	12310	Piercer Bar Lifting Rock Shaft Bushing Set Screw Nut (2)	01
204197	11635	Piercer Bar Lifting Rock Shaft Collar with 200113F	11
200113F	10359	Piercer Bar Lifting Rock Shaft Collar Set Screw	03
213738	11642	Piercer Bar Lifting Rock Shaft Crank with 201812	1 00
213255	11098	Piercer Bar Lifting Rock Shaft Crank 213738 with 203339 and 213804	1 25
214004	11639	Piercer Bar Lifting Rock Shaft Crank 213255 with 213249	1 75
203339	11642	Piercer Bar Lifting Rock Shaft Crank Position Pin	02
201812	11642	Piercer Bar Lifting Rock Shaft Crank Roller and Stud	20
213253	11101	Piercer Holder with 200117F	1 00
200076D	11642	" " Screw	03
200117F	11097	" Set Screw	02
213791	11640	Presser Bar (hollow)	80
204252	12308	" " Lifter	20
200550c	12311	" " " Hinge Screw	08
202179	11643	" " Lifting Bracket with 200387c	25
204254	12307	" " " " " Position Guide	30
200362c	12311	Presser Bar Lifting Bracket Position Guide Set Screw	03
200387c	11643	Presser Bar Lifting Bracket Set Screw..	02
204327	—	" " Packing Washer (felt)	25
	 Per 100	
200504E	12310	Presser Bar Screw Bushing (lower)	05
204255	12310	" " Spring	10
200491B	12344	" " Thumb Screw (pressure regulating)	25
200436F	14211	Presser Foot Adjusting Screw	06
200086F	12308	" " " " " (Clamp Screw)	03
221479	14201	Presser Foot Hinge Pin	01
229685	14211	" " " Stud	10

No.	Plate	Name	Each
200397H	14211	Presser Foot Hinge Stud Set Screw	\$ 02
221464	—	" " Plate (left)	1 25
221463	—	" " " (right)	1 35
229672	11646	" " Shank (left) with 200086F, 200397H and 200436F	1 50
221465	—	Presser Foot Shank 229672 with 221464 and 221479	2 80
229676	14213	Presser Foot Shank (right) with 200086F	1 25
221466	—	" " " 229676 with 221463 and 221479	2 60
200086F	12308	Presser Foot Shank (right) Set Screw ..	03
229674	14211	" " Spring	05
202737	11646	" " " Collar with 200380c ..	25
200380c	12319	" " " " Set Screw	02
221467	11651	Presser Foot (tinged) complete, Nos. 221465, 221466 and 229685	5 00
202068	12153	Spool Holder Base	15
204551	11636	" " " Bracket	15
200257D	11645	" " " " Screw	08
204552	11636	Spool Holder Base Bracket complete, Nos. 204551, two each 200575H and 204297	75
200575H	12311	Spool Holder Base Screw	05
204296	12153	" " Wire	10
200079H	12311	" " " Hinge Screw	02
204297	12153	Spool Holder complete, Nos. 200079H, 202068 and 204296	25
212920	—	Take-up Cam with 200335c and 200430c ..	1 35
203268	11644	" " 212920 with 200383c, 200658c and 201549c	1 50
203172	12307	Take-up Cam Friction Washer	05
200430c	12311	" " Position Screw	08
200383c	12311	" " " " Check Screw	02
200335c	12311	" " Set Screw	04
203311	11645	" Lever with 204265	75
221454	—	" " 203311 with 204263	90
204263	12310	" " Bearing with 204264	15
204264	11643	" " " Position Pin	01
200042F	12311	" " " Screw	05
204265	—	" " Oil Guard	05
201816	12307	" " Roller	12
203312	11645	Take-up Lever complete, Nos. 200042F, 201816 and 221454	1 00
202402	11643	Tension Disc	05
202090	11643	" " Position Pin	01
213267	11101	" Release Cam	25
200290F	11094	" " " Screw	05
201537H	12319	" " " " Nut	03
225604	11093	" " " " Washer	02

No.	Plate	Name	Each
213213	11094	Tension Release Lever	\$ 20
200290F	11094	" " " Screw	05
201537H	12319	" " " " Nut	02
213214	11094	" " " Spring	10
200318H	11645	" " " " Screw	04
234703	---	" " " Stop	03
202872	---	" " " " Position Pin Per 100	25
202075	11643	Tension Release Plunger	02
214051	---	" " Slide	18
214052	11643	" " " 214051 with 204269	20
204269	12308	" " " Spring	02
204270	11643	" Spring	05
200632B	11643	" Stud	20
200397H	14211	" " Set Screw	02
201572B	11643	" Thumb Nut	04
204271	11643	" Washer	05
213872	11643	Tension complete, Nos. 200632B, 201572B, 202075, 204270, 204271 and two 202402	50
213934	11644	Thread Controller Bracket	08
213935	---	" " " 213934 with 200152H, 213937 to 213939, two each 200315H, 202098, 213936 and four 213940	75
202108	---	Thread Controller Bracket Position Pin	01
200098F	12307	" " " Screw	03
213936	11644	" " Plate	12
202098	11644	" " Roller	05
213937	11644	" " " Guard (back)	10
213938	11644	" " " " (front)	10
213939	11644	" " " " Clamp	08
200152H	11644	" " " " " Screw	04
213940	11644	" " " " " " "	
		Washer	01
200315H	11644	Thread Controller Roller Screw	04
219866	11644	" " Spring (back)	03
219867	11644	" " " (front)	03
213942	11644	" " " Adjusting Collar (back)	05
200089D	11635	Thread Controller Spring Adjusting Col- lar (back) Clamp Screw	02
225604	11093	Thread Controller Spring Adjusting Col- lar (back) Clamp Screw Washer	02
213941	11644	Thread Controller Spring Adjusting Col- lar (front) with 200397H	08
200397H	14211	Thread Controller Spring Adjusting Col- lar (front) Set Screw	02
213943	11644	Thread Controller Spring Stop (adjust- able)	08
200089D	11635	Thread Controller Spring Stop Screw ...	02

No.	Plate	Name	Each
213944	11644	Thread Controller Spring Stud	\$ 02
200355H	12319	" " " " Set Screw	03
228026	14208	" " " " Washer	01
203313	11645	" Guide	10
204459	11645	" " (2)	02
204281	11643	" Retainer Guide Wire	01
202091	11643	" " Sleeve	05
202092	11643	" " Spring	01
204058B	11643	" " Stud	07
200368H	11643	" " " Set Screw	02
204059	11643	Thread Retainer complete, Nos. 202091, 202092 and 204058B	15
212828	12283	Throat Plate with 212869 and two 200587E	2 50
200161D	12319	Throat Plate Clamp Screw	04
212869	12283	" " Needle Guard	60
200587E	12278	" " " " Screw	02
202062	12308	" " Position Pin	01
200577H	12311	" " Screw	02

LIST OF PARTS COMPLETE
FOR
MACHINE No. 72w14

For Hemstitching $\frac{3}{8}$ in. Openings in Drawn Work and Loosely
Woven Fabrics, for Table Cloths, Towels, etc.

Has Forward Feed.

No.	Plate	Name	Each
*234705	—	Arm	\$ —
204163	12344	" Cap	10
200278H	12311	" " Screw	05
202248H	12307	" " " Washer	05
213257	11095	" Plate	50
200571B	11090	" " Screw (2)	05
200010E	—	" Screw	06
202005	12308	" " Washer	01
203237	11636	" Shaft	1 75
204801	11640	" " Bushing (back) with 202260	35
202260	—	" " " " Oil Packing (wick)	01
200352c	11635	Arm Shaft Bushing (back) Set Screw	03
204802	11640	" " " (front) with 202036 and 202260	35
202260	—	Arm Shaft Bushing (front) Oil Packing (wick)	01
200502B	11635	Arm Shaft Bushing (front) Oil Packing Thumb Screw	25
202036	12310	Arm Shaft Bushing (front) Position Pin	01
200352c	11635	" " " " Set Screw	03
204804	11637	" " Connection with four 200054E (2)	80
200054E	12307	Arm Shaft Connection Screw	03
204174	11636	Balance Wheel, $5\frac{1}{4}$ in. diam. (belt groove 3 in. diam.), with 200328c and 200335c	1 00
200062H	12311	Balance Wheel Adjusting Screw	07
200328c	12311	" " Position Screw	04
200335c	12311	" " Set Screw	04
*213235	—	Bed	—

No.	Plate	Name	Each
215749	—	Bed 213235 with 202062, 203249, 213191, two each 200362c, 200516E, 200840E and 202299	\$ —
202258	12153	Bed Hinge Connection (2)	08
200570E	12311	" " " Screw (4)	05
206125	11640	" Slide (back)	30
203301	11640	" " (front)	35
213710	11635	Bobbin	05
203210	12312	" Case Base with 202056, 203211 to 203213 and 203216	55
203211	12312	Bobbin Case Base Latch	05
202056	12312	" " " " Pin	—
203212	12312	" " " " Plunger	02
203213	12312	" " " " Spring	01
203209	12312	" " Cap with 200984E, 203214, 203215 and two 200594E	25
203214	12312	Bobbin Case Tension Spring	10
200984E	12312	" " " " Regulating Screw	04
200594E	12312	Bobbin Case Tension Spring Screw	02
203215	12312	" " Thread Guide	05
200594E	12312	" " " " Screw	02
203216	12312	" " Washer (cloth).....Per 100	25
203217	12312	Bobbin Case complete, Nos. 203209 and 203210	80
213945	11636	Face Plate with 200355H, two each 200368H, 200397H, 202090 and 204281	1 15
200053c	12311	Face Plate Screw	04
213266	11097	" " Thread Guide	10
200161D	12319	" " " " Screw	04
225604	11093	" " " " " Washer	02
213946	11636	Face Plate complete, Nos. 200098E, 200161D, 200318H, 202108, 202872, 213213, 213214, 213266, 213267, 213935, 213941 to 213945, 219866, 219867, 228026, 234703, two each 200089D, 200290E, 201537H, 204059, 213872 and three 225604	4 35
213789	11090	Feed Bar with 204189	50
213765	—	" " 213789 with 200075E, 200214E, 201525E, 201535E and 204200	1 00
200214E	12310	Feed Bar Hinge Screw	12
201525E	12310	" " " " Nut	03
204188	12310	" " Spring	03
204189	11635	" " " Hook	01
212832	12284	" Dog	1 50
200106E	12311	" " Screw (2)	02
200075E	11090	" " Support Screw	02
201535E	11090	" " " " Nut	03

Parts for Machine No. 72w14

No.	Plate	Name	Each
206206	11095	Feed Driving Cam and Gear, 54 teeth, with two 200383c	\$3 0
206609	—	Feed Driving Cam and Gear Driving Gear, 18 teeth	1
213218	11090	Feed Driving Cam and Gear Driving Gear 206609 with two 200348c	1 0
200348c	11090	Feed Driving Cam and Gear Driving Gear Set Screw	0
201816	12307	Feed Driving Cam and Gear Roller	1
201850	11090	" " " " " 201816 with 200820c	2
200820c	11635	Feed Driving Cam and Gear Roller Stud	1
201517E	11090	" " " " " " Nut	0
200383c	12311	Feed Driving Cam and Gear Set Screw	0
213233	11097	" " " " " Shaft	2
213245	11095	" " " " " Bracket	6
200036E	11090	" " " " " " Screw (3)	0
213172	11636	Feed Driving Rock Shaft	40
213167	11636	" " " " 213172 with 200002E, 201522E and 204193	8
202305c	12307	Feed Driving Rock Shaft Center (2)	00
200043c	12311	" " " " " Set Screw (2)	0
204193	11639	Feed Driving Rock Shaft Connection with 200668c and 201525E	35
200002E	12310	Feed Driving Rock Shaft Connection Hinge Screw	07
201522E	12310	Feed Driving Rock Shaft Connection Hinge Screw Nut	00
204200	11635	Feed Driving Rock Shaft Crank with 204189 (on left side) and two 200383c	35
200383c	12311	Feed Driving Rock Shaft Crank Set Screw	02
213188	11085	Feed Driving Segment Lever with 204293 and 213391	1 00
215700	11635	Feed Driving Segment Lever Clamp with 200031c	45
215702	—	Feed Driving Segment Lever Clamp 215700 with 215701	55
215701	11635	Feed Driving Segment Lever Clamp Block	10
200031c	12311	Feed Driving Segment Lever Clamp Pinch Screw	04
200668c	12310	Feed Driving Segment Lever Clamp Screw Stud	06

Parts for Machine No. 72w14

No.	Plate	Name	Each
201525E	12310	Feed Driving Segment Lever Clamp Screw Stud Nut	\$ 03
203741	—	Feed Driving Segment Lever Crank with two 200363c	35
213246	11097	Feed Driving Segment Lever 203741 with 201517E and 201850	65
200363c	11635	Feed Driving Segment Lever Crank Set Screw	03
213391	11635	Feed Driving Segment Lever Shaft	15
204293	12308	" " " " " Pin	01
213809	11101	" " " " " Sleeve (split) (left)	25
204196	12307	Feed Driving Segment Lever Shaft Sleeve (split) (right)	25
200043c	12311	Feed Driving Segment Lever Shaft Sleeve Set Screw (2)	04
201524E	12310	Feed Driving Segment Lever Shaft Sleeve Set Screw Nut (2)	03
213234	11097	Feed Lifting Cam with 204020 and two 200383c	1 00
200383c	12311	Feed Lifting Cam Set Screw	02
213796	11637	" " Rock Shaft	30
203324	11637	" " " " 213796 with 203238	65
202305c	12307	" " " " Center (2)	06
200043c	12311	" " " " " Set Screw (2)	04
213259	11099	Feed Lifting Rock Shaft Lever with 200049E and 201807	75
204020	—	Feed Lifting Rock Shaft Lever Cushion (leather)	01
200049E	—	Feed Lifting Rock Shaft Lever Pinch Screw	03
201822	—	Feed Lifting Rock Shaft Lever Roller	12
201807	11099	" " " " " " 201822 with 200261E	20
200261E	—	Feed Lifting Rock Shaft Lever Roller Screw Stud	08
202276	12308	Feed Lifting Rock Shaft Slide Block	15
203238	12308	" " " " " " 202276 with 200243E and 201531E	35
200243E	12310	Feed Lifting Rock Shaft Slide Block Hinge Screw	08
201531E	12308	Feed Lifting Rock Shaft Slide Block Hinge Screw Nut	03
204206	11638	Feed Regulating Handle	10
204713	—	" " " 204206 with 200098E, 202622, 204208, 204209, 204213, 204714 and 204925	55

No.	Plate	Name	Each
204208	12307	Feed Regulating Handle Adjustable Stop	\$ 0.
200098F	12307	" " " " " "	
		Screw	0.
204925	11638	Feed Regulating Handle Adjustable Stop	
		Screw Washer	0
204209	12307	Feed Regulating Handle Position Pin ...	01
204714	11638	" " " Shaft	20
204211	11638	" " " " Crank with	
		200098F	20
204212	12307	Feed Regulating Handle Shaft Crank	
		Link	15
200271E	12311	Feed Regulating Handle Shaft Crank	
		Link Hinge Screw (lower)	05
200291E	12307	Feed Regulating Handle Shaft Crank	
		Link Hinge Screw (upper)	05
200098F	12307	Feed Regulating Handle Shaft Crank Set	
		Screw	03
204213	12307	Feed Regulating Handle Shaft Sleeve	
		(split)	15
200362c	12311	Feed Regulating Handle Shaft Sleeve	
		Set Screw	03
202622	11638	Feed Regulating Handle Shaft Sleeve	
		Washer	01
202036	12310	Feed Regulating Handle Stop Pin	01
204715	---	Feed Regulating Handle complete, Nos.	
		200291E, 204211, 204212 and 204713	95
*203239	---	Hook (sewing)	—
203240	12312	" 203239 with 200600E, 200616F and	
		203251	2 20
203290	12312	Hook and Bobbin Case complete, Nos.	
		203217 and 203240	3 00
203241	12312	Hook Bevel Gear Socket, 24 teeth	85
200555H	12312	" " " " Screw	05
203242	12344	" " Pinion, 24 teeth, with two	
		200383c (2)	1 00
200383c	12311	Hook Bevel Pinion Set Screw	02
203306	11639	" Counter Shaft	45
203244	12308	" " " Collar with two	
		200393c	20
200393c	12308	Hook Counter Shaft Collar Set Screw ..	02
203245	12344	" " " Driving Gear, 44	
		teeth, with 200362c and 200439c	1 00
200439c	12311	Hook Counter Shaft Driving Gear Posi-	
		tion Screw	05
200362c	12311	Hook Counter Shaft Driving Gear Set	
		Screw	03
203246	12344	Hook Counter Shaft Gear, 22 teeth, with	
		two 200383c	75
200383c	12311	Hook Counter Shaft Gear Set Screw	02

No.	Plate	Name	Each
202299	---	Hook Counter Shaft Oil Packing (wick)	\$ 01
200840E	12311	" " " " " "	
		Stop Screw	10
213230	11636	Hook Driving Shaft	1 60
213191	11085	" " " Bearing with 202299	20
202299	---	" " " Oil Packing	
		(wick)	01
202126	12308	Hook Driving Shaft Bearing Position Pin	01
200516E	12311	" " " " Screw	08
203249	12344	" " " Bushing (eccentric)	25
202299	---	" " " Oil Packing	
		(wick)	01
200362c	12311	Hook Driving Shaft Bushing Set Screw	03
213141	11635	" " " Collar with two	
		200393c	20
200393c	12308	Hook Driving Shaft Collar Set Screw ..	02
203251	12312	" Gib	40
200600E	12312	" " Hinge Screw	02
200616F	12312	" " Screw	02
203307	12335	" Saddle with 202299	1 25
202299	---	" " Oil Packing (wick)	01
200006E	12307	" " Screw (4)	07
225585E	12319	" " Washer (4)	02
203254	12312	" Washer	20
203308	12335	Hook Saddle complete, Nos. 200555H,	
		203241, 203254, 203290 and 203307	5 25
203462	---	Hook Saddle Combination complete, Nos.	
		two 203308	10 50
227442	11637	Knee Lifter Connection Lever with	
		202446	15
227444	---	Knee Lifter Connection Lever 227442	
		with 227309, 227448 and two 200224H..	70
200224H	11638	Knee Lifter Connection Lever Hinge	
		Screw	12
227309	11125	Knee Lifter Connection Lever Lifting	
		Rod with 202302	06
202302	12321	Knee Lifter Connection Lever Lifting	
		Rod Cotter Pin	01
202446	11638	Knee Lifter Connection Lever Pin	03
227448	11637	" " Lifting Lever	25
200224H	11638	" " " " Hinge Screw ..	12
213244	11098	Needle Bar (hollow)	80
214050	---	" " 213244 with 201206F and	
		214049	5 35
213222	11091	Needle Bar Bushing (2)	35
200346c	11091	" " " Set Screw (2)	03
204248	12307	" " Connecting Link	35
200658c	12307	" " " " Hinge Screw	
		Stud	10

No.	Plate	Name	Each
201519c	12307	Needle Bar Connecting Link Hinge Screw Stud Nut	\$ 0:
204249	12308	Needle Bar Connecting Stud with 200072c and 202277	40
202277	—	Needle Bar Connecting Stud Oil Packing (wick)	0:
200072c	12308	Needle Bar Connecting Stud Pinch Screw	0:
221480	11654	Needle Bar Guide with 200086c	4:
200086c	12308	" " " Pinch Screw	0:
213256	11099	" " Thread Guide	4:
213237	11099	" Holder (left) with two 200117F ..	1 50
213238	11099	" " (right) with two 200117F ..	1 50
213812	11102	" " Bracket	1 00
214049	11645	" " " 213812 with 213237, 213238, two each 200126F, 200797c, 201537H, 213239 and 225604	4 50
201206F	—	Needle Holder Bracket Screw	03
200126F	11642	" " Stop Screw	02
213239	11099	" " " " Washer	02
200797c	11099	" " Stud	15
201537H	12319	" " " Nut	03
225604	11093	" " " Washer	02
200117F	11097	" Set Screw	02
221472	11653	" Vibrating Cam and Gear, 18 teeth	3 00
221475	—	" " " " " 221472 with 200062H and 213203	3 65
200062H	12311	Needle Vibrating Cam and Gear Adjust- ing Screw	07
221470	11654	Needle Vibrating Cam and Gear Driving Gear, 16 teeth, with two 200383c	1 00
200383c	12311	Needle Vibrating Cam and Gear Driving Gear Set Screw	02
213802	11098	Needle Vibrating Cam and Gear Segment Lever with 201809, 204928 and 215691 ..	1 50
234706	—	Needle Vibrating Cam and Gear Segment Lever Bushing	35
204922	11099	Needle Vibrating Cam and Gear Segment Lever Connecting Link (lower or upper)	50
204923	11642	Needle Vibrating Cam and Gear Segment Lever Connecting Link Bushing (2) ..	10
200110B	10359	Needle Vibrating Cam and Gear Segment Lever Connecting Link Screw	02
204924	11638	Needle Vibrating Cam and Gear Segment Lever Connecting Link Screw Washer	03
213388	11098	Needle Vibrating Cam and Gear Segment Lever Connection (lower) with 214005	1 00
212881	11641	Needle Vibrating Cam and Gear Segment Lever Connection (upper) with 214005	1 25

No.	Plate	Name	Each
213278	11098	Needle Vibrating Cam and Gear Segment Lever Connection Bracket	\$ 35
213933	—	Needle Vibrating Cam and Gear Segment Lever Connection Bracket 213278 with 212881, 213388, two each 201275B, 204922, 204924, 213265 and four 200110B	4 15
200571B	11090	Needle Vibrating Cam and Gear Segment Lever Connection Bracket Screw (lower)	05
200571H	11642	Needle Vibrating Cam and Gear Segment Lever Connection Bracket Screw (upper)	05
200791F	11638	Needle Vibrating Cam and Gear Segment Lever Connection Screw Stud Slide (2)	15
202104	11638	Needle Vibrating Cam and Gear Segment Lever Connection Screw Stud Slide Washer (2)	01
201581B	11638	Needle Vibrating Cam and Gear Segment Lever Connection Screw Stud Slide Wing Nut (2)	12
213265	11100	Needle Vibrating Cam and Gear Segment Lever Connection Slide Block	15
201275B	—	Needle Vibrating Cam and Gear Segment Lever Connection Slide Block Screw ..	08
206505	11100	Needle Vibrating Cam and Gear Segment Lever Connection Stop Block	10
200135F	11642	Needle Vibrating Cam and Gear Segment Lever Connection Stop Block Screw ..	03
225908	11100	Needle Vibrating Cam and Gear Segment Lever Connection Stop Block Screw Washer	02
206008	—	Needle Vibrating Cam and Gear Segment Lever Connection Stop Block complete, Nos. 200135F, 206505 and 225908	15
*214005	—	Needle Vibrating Cam and Gear Segment Lever Connection Stud with 204020 ..	—
201816	12307	Needle Vibrating Cam and Gear Segment Lever Roller	12
201809	11094	Needle Vibrating Cam and Gear Segment Lever Roller 201816 with 202556	20
202556	—	Needle Vibrating Cam and Gear Segment Lever Roller Stud	05
*204928	—	Needle Vibrating Cam and Gear Segment Lever Shaft	—
202574	11635	Needle Vibrating Cam and Gear Segment Lever Shaft Collar with 200380c	15
200380c	12319	Needle Vibrating Cam and Gear Segment Lever Shaft Collar Set Screw	02

No.	Plate	Name	Each
215691	11642	Needle Vibrating Cam and Gear Segment Lever Shaft Position Pin	\$ 01
213203	11085	Needle Vibrating Cam and Gear Stud ...	60
201501B	11093	" " " " " " Nut	10
200343c	11093	" " " " " " Set Screw	03
213240	11100	Needle Vibrating Lever (2)	15
213250	11100	" " " Bearing (left) ..	15
234704	—	" " " " (right) ..	20
204020	—	" " " Friction (leather)	01
200117F	11097	" " " Set Screw	02
213835	11107	Piercer	80
213260	11095	" Bar	30
214003	—	" " 213260 with 213262 and 221481	1 00
221481	11654	" " Bushing (lower)	35
200352c	11635	" " " " Set Screw ...	03
213262	11100	" " " (upper)	20
200352c	11635	" " " " Set Screw	03
213248	11100	" " Driving Cam with two 200362c	1 00
213258	11100	" " " " Connection with 200057r and 200066d	75
213247	11642	Piercer Bar Driving Cam Connection 213258 with 200128E, 213248 and 213740	1 85
221461	11642	Piercer Bar Driving Cam Connection Crank with 200070c, 200740c and 201520H	75
200740c	11101	Piercer Bar Driving Cam Connection Crank Ball Screw	12
201520H	11101	Piercer Bar Driving Cam Connection Crank Ball Screw Nut	04
200070c	11642	Piercer Bar Driving Cam Connection Crank Pinch Screw	04
200057H	14202	Piercer Bar Driving Cam Connection Pinch Screw	03
200066D	11642	Piercer Bar Driving Cam Connection Pinch Screw	03
213740	11101	Piercer Bar Driving Cam Retaining Washer	05
200128E	11642	Piercer Bar Driving Cam Retaining Washer Screw	02
200362c	12311	Piercer Bar Driving Cam Set Screw ...	03
213249	11101	" " Lifting Bracket with two 200380c	50
200380c	12319	Piercer Bar Lifting Bracket Set Screw ..	02
213804	11639	" " " Rock Shaft	25
215720	11642	" " " " Bushing (2)	25
200043c	12311	" " " " " Set Screw (2)	04

No.	Plate	Name	Each
201524E	12310	Piercer Bar Lifting Rock Shaft Bushing Set Screw Nut (2)	\$ 03
204197	11635	Piercer Bar Lifting Rock Shaft Collar with 200113F	15
200113F	10359	Piercer Bar Lifting Rock Shaft Collar Set Screw	03
213738	11642	Piercer Bar Lifting Rock Shaft Crank with 201812	1 00
213255	11098	Piercer Bar Lifting Rock Shaft Crank 213738 with 203339 and 213804	1 25
214004	11639	Piercer Bar Lifting Rock Shaft Crank 213255 with 213249	1 75
203339	11642	Piercer Bar Lifting Rock Shaft Crank Position Pin	02
201812	11642	Piercer Bar Lifting Rock Shaft Crank Roller and Stud	20
213389	11102	Piercer Holder with 200089d, 200117F and 225604	60
213390	11102	Piercer Holder Bracket	1 00
213745	11645	" " " 213390 with 213389	1 60
200089D	11635	" " " Screw	02
200089D	11635	" " " Clamp Screw	02
225604	11093	" " " " Washer	02
200117F	11097	" Set Screw	02
221468	11653	Presser Bar (hollow) with 200074F	80
204252	12308	" " Lifter	20
200550c	12311	" " " Hinge Screw	08
202179	11643	" " Lifting Bracket with 200387c	25
204254	12307	" " " " Position Guide	30
200362c	12311	Presser Bar Lifting Bracket Position Guide Set Screw	03
200387c	11643	Presser Bar Lifting Bracket Set Screw ..	02
204327	—	" " " Packing Washer (felt) Per 100	25
200504E	12310	Presser Bar Screw Bushing (lower)	05
204255	12310	" " Spring	10
200491B	12344	" " Thumb Screw (pressure reg- ulating)	25
205979	11646	Presser Foot Hinge Pin	01
229738	14208	" " Plate (left)	1 25
229737	14208	" " " (right)	1 25
200074F	12308	" " Screw	03
207136	14207	" " Shank (left) (adjustable)..	75
229787	14210	" " " 207136 with 200175u, 205979, 207140 and 229738	2 00
207137	14207	Presser Foot Shank (right) (adjustable)	75
229788	14210	" " " 207137 with 200175u, 205979, 207140 and 229737	2 00

No.	Plate	Name	Each
229740	14210	Presser Foot Shank Bracket	\$ 50
200112n	14208	" " " Screw	05
228026	14208	" " " " Washer	01
207140	14208	" " Spring	03
200175n	12308	" " " Screw	02
229741	14210	Presser Foot (hinged) (adjustable) complete, Nos. 229740, 229787, 229788, two each 200112n and 228026	4 75
202068	12153	Spool Holder Base	15
201551	11636	" " " Bracket	15
200257b	11615	" " " " Screw	08
201552	11636	Spool Holder Base Bracket complete, Nos. 204551, two each 200575n and 204297	75
200575n	12311	Spool Holder Base Screw	05
204296	12153	" " Wire	10
200079n	12311	" " " Hinge Screw	02
204297	12153	Spool Holder complete, Nos. 200079n, 202068 and 204296	25
212920	-----	Take-up Cam with 200335c and 200430c	1 35
203268	11641	" " 212920 with 200383c, 200658c and 201519c	4 50
203172	12307	Take-up Cam Friction Washer	05
200430c	12311	" " Position Screw	08
200383c	12311	" " " " Check Screw	02
200335c	12311	" " " " Set Screw	04
203311	11645	" Lever with 204265	75
221454	-----	" " 203311 with 204263	90
204263	12310	" " Bearing with 204264	15
204264	11643	" " " Position Pin	01
200042e	12311	" " " Screw	05
204265	-----	" " Oil Guard	05
201816	12307	" " Roller	12
203312	11645	Take-up Lever complete, Nos. 200042e, 201816 and 221454	1 00
202402	11643	Tension Disc	05
202090	11643	" " Position Pin	01
213267	11101	" Release Cam	25
200290e	11094	" " " Screw	05
201537n	12319	" " " " Nut	03
225604	11093	" " " " Washer	02
213213	11094	" " Lever	20
200290e	11094	" " " Screw	05
201537n	12319	" " " " Nut	03
213214	11094	" " " Spring	10
200318n	11645	" " " " Screw	04
234703	-----	" " " " Stop	03
202872	-----	" " " " Position Pin	Per 100 25

No.	Plate	Name	Each
202075	11643	Tension Release Plunger	\$ 03
214051	-----	" " Slide	18
214052	11643	" " " 214051 with 204269	20
204269	12308	" " " Spring	02
204270	11643	" Spring	05
200632b	11643	" Stud	20
200397n	14211	" " Set Screw	02
201572b	11643	" Thumb Nut	04
204271	11643	" Washer	05
212872	11643	Tension complete, Nos. 200632b, 201572b, 202075, 204270, 204271 and two 202402	50
213934	11644	Thread Controller Bracket	08
213935	-----	" " " 213934 with 200152n, 213937 to 213939, two each 200315n, 202098, 213936 and four 213940	75
202108	-----	Thread Controller Bracket Position Pin	01
200098e	12307	" " " Screw	03
213936	11644	" " Plate	12
202098	11644	" " Roller	05
213937	11644	" " " Guard (back)	10
213938	11644	" " " " (front)	10
213939	11644	" " " " Clamp	08
200152n	11644	" " " " " Screw	04
215940	11644	" " " " " " Washer	01
200315n	11644	Thread Controller Roller Screw	04
219866	11644	" " Spring (back)	03
219867	11644	" " " (front)	03
213942	11644	" " " Adjusting Collar (back)	05
200089b	11635	Thread Controller Spring Adjusting Collar (back) Clamp Screw	02
225604	11093	Thread Controller Spring Adjusting Collar (back) Clamp Screw Washer	02
213941	11644	Thread Controller Spring Adjusting Collar (front) with 200397n	08
200397n	14211	Thread Controller Spring Adjusting Collar (front) Set Screw	02
213943	11644	Thread Controller Spring Stop (adjustable)	08
200089b	11635	Thread Controller Spring Stop Screw	02
213944	11644	" " " Stud	02
200355n	12319	" " " " Set Screw	03
228026	14208	" " " " Washer	01
203313	11645	" Guide	10
204459	11645	" " (2)	02
204281	11643	" Retainer Guide Wire	01
202091	11643	" " Sleeve	05
202092	11643	" " Spring	01

No.	Plate	Name	Each
204058B	11643	Thread Retainer Stud	\$ 01
200368H	11643	" " " Set Screw	01
204059	11643	Thread Retainer complete, Nos. 202091, 202092 and 204058B	11
212831	12284	Throat Plate	2 27
200161D	12319	" " Clamp Screw	04
202062	12308	" " Position Pin	01
200577H	12311	" " Screw	02

LIST OF PARTS COMPLETE

FOR

MACHINE No. 72w15

for Hemstitching $\frac{1}{2}$ in. Openings in Drawn Work, for Table
Cloths, Towels, etc., and Where a Variety of Hand
Finished Patterns are Introduced.

Has Forward Feed.

No.	Plate	Name	Each
234705	---	Arm	\$ ---
204163	12344	" Cap	10
200278H	12311	" " Screw	05
202248H	12307	" " " Washer	05
213257	11095	" Plate	50
200571B	11090	" " Screw (2)	05
200010E	---	" Screw	06
202005	12308	" " Washer	01
203237	11636	" Shaft	1 75
204801	11640	" " Bushing (back) with 202260 ..	35
202260	---	" " " " Oil Packing (wick)	01
200352c	11635	Arm Shaft Bushing (back) Set Screw ..	03
204802	11640	" " " (front) with 202036 and 202260	35
202260	---	Arm Shaft Bushing (front) Oil Packing (wick)	01
200502B	11635	Arm Shaft Bushing (front) Oil Packing Thumb Screw	25
202036	12310	Arm Shaft Bushing (front) Position Pin	01
200352c	11635	" " " " Set Screw ...	03
204804	11637	" " Connection with four 200054E (2)	80
200054E	12307	Arm Shaft Connection Screw	03
204174	11636	Balance Wheel, 5 $\frac{1}{2}$ in. diam. (belt groove 3 in. diam.), with 200328c and 200335c	1 00
200062H	12311	Balance Wheel Adjusting Screw	07
200328c	12311	" " Position Screw	04
200335c	12311	" " Set Screw	04
213235	---	Bed	---

No.	Plate	Name	Eac
*215749	---	Bed 213235 with 202062, 203249, 213191, two each 200362c, 200516e, 200840e and 202299	\$ -
202258	12153	Bed Hinge Connection (2)	0
200570E	12311	" " " Screw (1)	0
206125	11640	" Slide (back)	3
203301	11640	" " (front)	2
213710	11635	Bobbin	0
203210	12312	" Case Base with 202056, 203211 to 203213 and 203216	5
203211	12312	Bobbin Case Base Latch	0
*202056	12312	" " " " Pin	-
203212	12312	" " " " Plunger	0
203213	12312	" " " " Spring	0
203209	12312	" " Cap with 200984e, 203214, 203215 and two 200594e	2
203214	12312	Bobbin Case Tension Spring	1
200984e	12312	" " " " " Regulating Screw	0
200594e	12312	Bobbin Case Tension Spring Screw	02
203215	12312	" " Thread Guide	07
200594e	12312	" " " " " Screw	02
203216	12312	" " Washer (cloth).....Per 100	27
203217	12312	Bobbin Case complete, Nos. 203209 and 203210	80
213945	11636	Face Plate with 200355n, two each 200368n, 200397n, 202090 and 204281 ..	1 15
200053e	12311	Face Plate Screw	01
213266	11097	" " Thread Guide	16
200161D	12319	" " " " " Screw	01
225604	11093	" " " " " Washer ..	02
213946	11636	Face Plate complete, Nos. 200098e, 200161D, 200318n, 202108, 202872, 213213, 213214, 213266, 213267, 213935, 213941 to 213945, 219866, 219867, 228026, 234703, two each 200089D, 200290e, 201537n, 204059, 213872 and three 225604	4 35
213789	11090	Feed Bar with 204189	50
213765	---	" " 213789 with 200075e, 200214e, 201525e, 201535e and 204200	1 00
200214E	12310	Feed Bar Hinge Screw	12
201525E	12310	" " " " Nut	03
204188	12310	" " Spring	03
204189	11635	" " " Hook	01
212834	12284	" Dog	1 50
200106E	12311	" " Screw (2)	02
200075E	11090	" " Support Screw	02
201535E	11090	" " " " Nut	03

No.	Plate	Name	Each
206206	11095	Feed Driving Cam and Gear, 54 teeth, with two 200383c	\$3 00
206609	---	Feed Driving Cam and Gear Driving Gear, 18 teeth	95
213218	11090	Feed Driving Cam and Gear Driving Gear 206609 with two 200318c	1 00
200318c	11090	Feed Driving Cam and Gear Driving Gear Set Screw	03
201816	12307	Feed Driving Cam and Gear Roller	12
201850	11090	" " " " " " " 201816 with 200820c	27
200820c	11635	Feed Driving Cam and Gear Roller Stud	15
201547E	11090	" " " " " " " " "	
		Nut	05
200383c	12311	Feed Driving Cam and Gear Set Screw ..	02
213233	11097	" " " " " Shaft	25
213245	11095	" " " " " Bracket	60
200036E	11090	" " " " " " " "	
		Screw (3)	01
213172	11636	Feed Driving Rock Shaft	40
213167	11636	" " " " " 213172 with 200002e, 201522e and 204193	85
202305c	12307	Feed Driving Rock Shaft Center (2)	06
200043c	12311	" " " " " Set Screw (2)	01
204193	11639	Feed Driving Rock Shaft Connection with 200668c and 201525e	35
200002e	12310	Feed Driving Rock Shaft Connection Hinge Screw	07
201522E	12310	Feed Driving Rock Shaft Connection Hinge Screw Nut	03
204200	11635	Feed Driving Rock Shaft Crank with 204189 (on left side) and two 200383c	35
200383c	12311	Feed Driving Rock Shaft Crank Set Screw	02
213188	11085	Feed Driving Segment Lever with 204293 and 213391	1 00
215700	11635	Feed Driving Segment Lever Clamp with 200031c	45
215702	---	Feed Driving Segment Lever Clamp 215700 with 215701	55
215701	11635	Feed Driving Segment Lever Clamp Block	10
200031c	12311	Feed Driving Segment Lever Clamp Pinch Screw	01
200668c	12310	Feed Driving Segment Lever Clamp Screw Stud	06
201525E	12310	Feed Driving Segment Lever Clamp Screw Stud Nut	03

No.	Plate	Name	Eac
203741	—	Feed Driving Segment Lever Crank with two 200363c	\$ 3
213246	11097	Feed Driving Segment Lever Crank 203741 with 201517E and 201850	6
200363c	11635	Feed Driving Segment Lever Crank Set Screw	0
213391	11635	Feed Driving Segment Lever Shaft	1
204293	12308	" " " " " Pin	0
213809	11101	" " " " " Sleeve (split) (left)	2
204196	12307	Feed Driving Segment Lever Shaft Sleeve (split) (right)	2
200043c	12311	Feed Driving Segment Lever Shaft Sleeve Set Screw (2)	04
201524E	12310	Feed Driving Segment Lever Shaft Sleeve Set Screw Nut (2)	03
213234	11097	Feed Lifting Cam with 204020 and two 200383c	1 00
200383c	12311	Feed Lifting Cam Set Screw	02
213796	11637	" " Rock Shaft	30
203321	11637	" " " " 213796 with 203238	65
202305c	12307	Feed Lifting Rock Shaft Center (2)	06
200043c	12311	" " " " " Set Screw (2)	04
213259	11099	Feed Lifting Rock Shaft Lever with 200049E and 201807	75
204020	—	Feed Lifting Rock Shaft Lever Cushion (leather)	01
200049E	—	Feed Lifting Rock Shaft Lever Pinch Screw	03
201822	—	Feed Lifting Rock Shaft Lever Roller	12
201807	11099	" " " " " " " 201822 with 200261E	20
200261E	—	Feed Lifting Rock Shaft Lever Roller Screw Stud	08
202276	12308	Feed Lifting Rock Shaft Slide Block	15
203238	12308	" " " " " " " 202276 with 200243E and 201531E	35
200243E	12310	Feed Lifting Rock Shaft Slide Block Hinge Screw	08
201531E	12308	Feed Lifting Rock Shaft Slide Block Hinge Screw Nut	03
204206	11638	Feed Regulating Handle	10
204713	—	Feed Regulating Handle 204206 with 200098E, 202622, 204208, 204209, 204213, 204714 and 204925	55
204208	12307	Feed Regulating Handle Adjustable Stop	05

No.	Plate	Name	Each
200098E	12307	Feed Regulating Handle Adjustable Stop Screw	\$ 03
204925	11638	Feed Regulating Handle Adjustable Stop Screw Washer	01
204209	12307	Feed Regulating Handle Position Pin ..	01
204714	11638	" " " " Shaft	20
204211	11638	" " " " Crank with 200098E	20
204212	12307	Feed Regulating Handle Shaft Crank Link	15
200271E	12311	Feed Regulating Handle Shaft Crank Link Hinge Screw (lower)	05
200291E	12307	Feed Regulating Handle Shaft Crank Link Hinge Screw (upper)	05
200098E	12307	Feed Regulating Handle Shaft Crank Set Screw	03
204213	12307	Feed Regulating Handle Shaft Sleeve (split)	15
200362c	12311	Feed Regulating Handle Shaft Sleeve Set Screw	03
202622	11638	Feed Regulating Handle Shaft Sleeve Washer	01
202036	12310	Feed Regulating Handle Stop Pin	01
204715	—	Feed Regulating Handle complete, Nos. 200291E, 204211, 204212 and 204713 ...	95
203239	—	Hook (sewing)	—
203240	12312	" 203239 with 200600E, 200616E and 203251	2 20
203290	12312	Hook and Bobbin Case complete, Nos. 203217 and 203240	3 00
203241	12312	Hook Bevel Gear Socket, 24 teeth	85
200555II	12312	" " " " Screw	05
203242	12344	" " Pinion, 24 teeth, with two 200383c (2)	1 00
200383c	12311	Hook Bevel Pinion Set Screw	02
203306	11639	" Counter Shaft	45
203244	12308	" " " Collar with two 200393c	20
200393c	12308	Hook Counter Shaft Collar Set Screw ..	02
203245	12344	" " " Driving Gear, 44 teeth, with 200362c and 200439c	1 00
200439c	12311	Hook Counter Shaft Driving Gear Position Screw	05
200362c	12311	Hook Counter Shaft Driving Gear Set Screw	03
203246	12344	Hook Counter Shaft Gear, 22 teeth, with two 200383c	75
200383c	12311	Hook Counter Shaft Gear Set Screw ...	02
202299	—	" " " Oil Packing (wick)	01

No.	Plate	Name	Eac
200840c	12311	Hook Counter Shaft Oil Packing (wick) Stop Screw	\$ 1
213230	11636	Hook Driving Shaft	1 1
213191	11085	" " " Bearing with 202299	1
202299	---	" " " " Oil Packing (wick)	1
202126	12308	Hook Driving Shaft Bearing Position Pin	6
200516c	12311	" " " " Screw	6
203249	12344	" " " Bushing (eccentric)	2
202299	---	" " " " Oil Packing (wick)	1
200362c	12311	Hook Driving Shaft Bushing Set Screw	6
213141	11635	" " " Collar with two 200393c	2
200393c	12308	Hook Driving Shaft Collar Set Screw	6
203251	12312	" Gib	4
200600c	12312	" " Hinge Screw	6
200616c	12312	" " Screw	6
203307	12335	" Saddle with 202299	1 2
202299	---	" " Oil Packing (wick)	6
200006c	12307	" " Screw (4)	6
225585c	12319	" " Washer (4)	6
203254	12312	" Washer	2
203308	12335	Hook Saddle complete, Nos. 200555u, 203241, 203254, 203290 and 203307	5 2
203462	---	Hook Saddle Combination complete, Nos. two 203308	10 5
227442	11637	Knee Lifter Connection Lever with 202416	1
227444	---	Knee Lifter Connection Lever 227442 with 227309, 227448 and two 200224u	7
200224u	11638	Knee Lifter Connection Lever Hinge Screw	1
227309	11125	Knee Lifter Connection Lever Lifting Rod with 202302	6
202302	12321	Knee Lifter Connection Lever Lifting Rod Cotter Pin	6
202446	11638	Knee Lifter Connection Lever Pin	2
227448	11637	" " Lifting Lever	1
200224u	11638	" " " " Hinge Screw	1
213244	11098	Needle Bar (hollow)	8
214050	---	" " 213244 with 201206c and 214049	5 3
213222	11091	Needle Bar Bushing (2)	3
200346c	11091	" " " Set Screw (2)	6
204248	12307	" " Connecting Link	3
200658c	12307	" " " " Hinge Screw Stud	1 6
201519c	12307	Needle Bar Connecting Link Hinge Screw Stud Nut	6

No.	Plate	Name	Each
204249	12308	Needle Bar Connecting Stud with 200072c and 202277	\$ 40
202277	---	Needle Bar Connecting Stud Oil Packing (wick)	61
200072c	12308	Needle Bar Connecting Stud Pinch Screw	63
221480	11654	" " Guide with 200086c	45
200086c	12308	" " " Pinch Screw	63
213256	11099	" " Thread Guide	15
213237	11099	" Holder (left) with two 200117c ..	1 50
213238	11099	" (right) with two 200117c ..	1 50
213812	11102	" " Bracket	1 00
214049	11645	" " " 213812 with 213237, 213238, two each 200126c, 200797c, 201537u, 213239 and 225604	4 50
201206c	---	Needle Holder Bracket Screw	63
200126c	11642	" " Stop Screw	62
213239	11099	" " " Washer	62
200797c	11099	" " Stud	15
201537u	12319	" " " Nut	63
225604	11093	" " " Washer	62
200117c	11097	" Set Screw	62
221472	11653	" Vibrating Cam and Gear, 48 teeth	3 00
221475	---	" " " " " 221472 with 200062u and 213263	3 65
200062u	12311	Needle Vibrating Cam and Gear Adjust- ing Screw	67
221470	11654	Needle Vibrating Cam and Gear Driving Gear, 16 teeth, with two 200383c	1 00
200383c	12311	Needle Vibrating Cam and Gear Driving Gear Set Screw	62
213802	11098	Needle Vibrating Cam and Gear Segment Lever with 201809, 204928 and 215691 ..	1 50
234706	---	Needle Vibrating Cam and Gear Segment Lever Bushing	35
204922	11099	Needle Vibrating Cam and Gear Segment Lever Connecting Link (lower or upper)	50
204923	11642	Needle Vibrating Cam and Gear Segment Lever Connecting Link Bushing (2) ..	10
200110u	10359	Needle Vibrating Cam and Gear Segment Lever Connecting Link Screw	62
204924	11638	Needle Vibrating Cam and Gear Segment Lever Connecting Link Screw Washer	63
213388	11098	Needle Vibrating Cam and Gear Segment Lever Connection (lower) with 214005 ..	1 00
212881	11641	Needle Vibrating Cam and Gear Segment Lever Connection (upper) with 214005 ..	1 25

No.	Plate	Name	Each
213278	11098	Needle Vibrating Cam and Gear Segment Lever Connection Bracket	\$ 3:
213933	—	Needle Vibrating Cam and Gear Segment Lever Connection Bracket 213278 with 212881, 213388, two each 201275B, 204922, 204924, 213265 and four 200110B	4 1:
200571B	11090	Needle Vibrating Cam and Gear Segment Lever Connection Bracket Screw (lower)	0:
200574E	11642	Needle Vibrating Cam and Gear Segment Lever Connection Bracket Screw (upper)	05
200791E	11638	Needle Vibrating Cam and Gear Segment Lever Connection Screw Stud Slide (2)	15
202104	11638	Needle Vibrating Cam and Gear Segment Lever Connection Screw Stud Slide Washer (2)	01
201581B	11638	Needle Vibrating Cam and Gear Segment Lever Connection Screw Stud Slide Wing Nut (2)	12
213265	11100	Needle Vibrating Cam and Gear Segment Lever Connection Slide Block	15
201275B	—	Needle Vibrating Cam and Gear Segment Lever Connection Slide Block Screw ..	08
206505	11100	Needle Vibrating Cam and Gear Segment Lever Connection Stop Block	10
200135E	11642	Needle Vibrating Cam and Gear Segment Lever Connection Stop Block Screw ..	03
225908	11100	Needle Vibrating Cam and Gear Segment Lever Connection Stop Block Screw Washer	02
206008	—	Needle Vibrating Cam and Gear Segment Lever Connection Stop Block complete, Nos. 200135E, 206505 and 225908	15
*214005	—	Needle Vibrating Cam and Gear Segment Lever Connection Stud with 204020 ..	—
201816	12307	Needle Vibrating Cam and Gear Segment Lever Roller	12
201809	11094	Needle Vibrating Cam and Gear Segment Lever Roller 201816 with 202556	20
202556	—	Needle Vibrating Cam and Gear Segment Lever Roller Stud	05
*204928	—	Needle Vibrating Cam and Gear Segment Lever Shaft	—
202574	11635	Needle Vibrating Cam and Gear Segment Lever Shaft Collar with 200380c	15
200380c	12319	Needle Vibrating Cam and Gear Segment Lever Shaft Collar Set Screw	02
215691	11642	Needle Vibrating Cam and Gear Segment Lever Shaft Position Pin	01

No.	Plate	Name	Each
213203	11085	Needle Vibrating Cam and Gear Stud ..	\$ 60
201501B	11093	" " " " " " Nut	10
200343c	11093	" " " " " " Set Screw	03
213240	11100	Needle Vibrating Lever (2)	15
213250	11100	" " " Bearing (left) ...	15
234704	—	" " " " (right)	20
204020	—	" " " Friction (leather)	01
200117F	11097	" " " Set Screw	02
213836	11107	Piercer	80
213260	11095	" Bar	30
214003	—	" " 213260 with 213262 and 221481	1 00
221481	11654	" " Bushing (lower)	35
200352c	11635	" " " " Set Screw ..	03
213262	11100	" " " (upper)	20
200352c	11635	" " " " Set Screw	03
213248	11100	" " Driving Cam with two 200362c	1 00
213258	11100	" " " Connection with 200057u and 200066b	75
213247	11642	Piercer Bar Driving Cam Connection 213258 with 200128E, 213248 and 213740	1 85
221461	11642	Piercer Bar Driving Cam Connection Crank with 200070c, 200740c and 201520u	75
200740c	11101	Piercer Bar Driving Cam Connection Crank Ball Screw	12
201520u	11101	Piercer Bar Driving Cam Connection Crank Ball Screw Nut	04
200070c	11642	Piercer Bar Driving Cam Connection Crank Pinch Screw	04
200057H	14202	Piercer Bar Driving Cam Connection Pinch Screw	03
200066b	11642	Piercer Bar Driving Cam Connection Pinch Screw	03
213740	11101	Piercer Bar Driving Cam Retaining Washer	05
200128E	11642	Piercer Bar Driving Cam Retaining Washer Screw	02
200362c	12311	Piercer Bar Driving Cam Set Screw	03
213249	11101	" " Lifting Bracket with two 200380c	50
200380c	12319	Piercer Bar Lifting Bracket Set Screw ..	02
213804	11639	" " " Rock Shaft	25
215720	11642	" " " " " Bushing (2)	25
200043c	12311	" " " " " " Set Screw (2)	04
201524E	12310	Piercer Bar Lifting Rock Shaft Bushing Set Screw Nut (2)	03

No.	Plate	Name	Each
204197	11635	Piercer Bar Lifting Rock Shaft Collar with 200113F	\$ 15
200113F	10359	Piercer Bar Lifting Rock Shaft Collar Set Screw	01
213738	11642	Piercer Bar Lifting Rock Shaft Crank with 201812	1 00
213255	11098	Piercer Bar Lifting Rock Shaft Crank 213738 with 203339 and 213804	1 25
214004	11639	Piercer Bar Lifting Rock Shaft Crank 213255 with 213249	1 75
203339	11642	Piercer Bar Lifting Rock Shaft Crank Position Pin	02
201812	11642	Piercer Bar Lifting Rock Shaft Crank Roller and Stud	20
213389	11102	Piercer Holder with 200089D, 200117F and 225604	60
213390	11102	Piercer Holder Bracket	1 00
213745	11645	" " " 213390 with 213389	1 60
200089D	11635	" " " Screw	02
200089D	11635	" " " Clamp Screw	02
225604	11093	" " " " Washer	02
200117F	11097	" " " " Set Screw	02
221468	11653	Presser Bar (hollow) with 200074F	80
204252	12308	" " " " Lifter	20
200550C	12311	" " " " Hinge Screw	08
202179	11643	" " " " Lifting Bracket with 200387C	25
204254	12307	" " " " " Position Guide	30
200362C	12311	Presser Bar Lifting Bracket Position Guide Set Screw	03
200387C	11643	Presser Bar Lifting Bracket Set Screw	02
204327	---	" " " " Packing Washer (felt) Per 100	25
200504E	12310	Presser Bar Screw Bushing (lower)	05
204255	12310	" " " " Spring	10
200491B	12344	" " " " Thumb Screw (pressure regulating)	25
205979	11646	Presser Foot Hinge Pin	01
229738	14208	" " " " Plate (left)	1 25
229737	14208	" " " " (right)	1 25
200074F	12308	" " " " Screw	03
207136	14207	" " " " Shank (left) (adjustable)	75
229787	14210	" " " " 207136 with 200175H, 205979, 207140 and 229738	2 00
207137	14207	Presser Foot Shank (right) (adjustable)	75
229788	14210	" " " " 207137 with 200175H, 205979, 207140 and 229737	2 00
229740	14210	Presser Foot Shank Bracket	50
200112H	14208	" " " " Screw	03
228026	14208	" " " " " Washer	01

No.	Plate	Name	Each
207140	14208	Presser Foot Spring	\$ 03
200175H	12308	" " " " Screw	02
229741	14210	Presser Foot (hinged) (adjustable) complete, Nos. 229740, 229787, 229788, two each 200112H and 228026	4 75
202068	12153	Spool Holder Base	15
204551	11636	" " " " Bracket	15
200257D	11645	" " " " " Screw	08
204552	11636	Spool Holder Base Bracket complete, Nos. 204551, two each 200575H and 204297	75
200575H	12311	Spool Holder Base Screw	05
204296	12153	" " " " Wire	10
200079H	12311	" " " " Hinge Screw	02
204297	12153	Spool Holder complete, Nos. 200079H, 202068 and 204296	25
212920	---	Take-up Cam with 200335C and 200430C	1 35
203268	11641	" " 212920 with 200383C, 200658C and 201519C	1 50
203172	12307	Take-up Cam Friction Washer	05
200430C	12311	" " " " Position Screw	08
200383C	12311	" " " " " Check Screw	02
200335C	12311	" " " " " Set Screw	04
203311	11645	" " " " Lever with 204265	75
221454	---	" " 203311 with 204263	90
204263	12310	" " " " Bearing with 204264	15
204264	11643	" " " " " Position Pin	01
200042F	12311	" " " " " Screw	05
204265	---	" " " " Oil Guard	05
201816	12307	" " " " Roller	12
203312	11645	Take-up Lever complete, Nos. 200042F, 201816 and 221454	1 00
202402	11643	Tension Disc	05
202090	11643	" " " " Position Pin	01
213267	11101	" " " " Release Cam	25
200290F	11094	" " " " " Screw	05
201537H	12319	" " " " " Nut	03
225601	11093	" " " " " Washer	02
213213	11094	" " " " " Lever	20
200290F	11094	" " " " " Screw	05
201537H	12319	" " " " " Nut	03
213214	11094	" " " " " Spring	10
200318H	11645	" " " " " Screw	04
234703	---	" " " " " Stop	03
202872	---	" " " " " Position Pin Per 100	25
202075	11643	Tension Release Plunger	03
214051	---	" " " " Slide	18
214052	11643	" " " " 214051 with 204269	20
204269	12308	" " " " " Spring	02

No.	Plate	Name	Eac
204270	11643	Tension Spring	\$ 0
200632B	11643	" Stud	2
200397H	14211	" " Set Screw	0
201572B	11643	" Thumb Nut	0.
204271	11643	" Washer	0.
213872	11643	Tension complete, Nos. 200632B, 201572B, 202075, 204270, 204271 and two 202402	50
213934	11644	Thread Controller Bracket	08
213935	—	" " " 213934 with 200152H, 213937 to 213939, two each 200315H, 202098, 213936 and four 213940	75
202108	—	Thread Controller Bracket Position Pin	01
200098F	12307	" " " Screw	03
213936	11644	" " Plate	12
202098	11644	" " Roller	05
213937	11644	" " " Guard (back)	10
213938	11644	" " " " (front)	10
213939	11644	" " " " Clamp	08
200152H	11644	" " " " " Screw	04
213940	11644	" " " " " " "	
		Washer	01
200315H	11644	Thread Controller Roller Screw	04
219866	11644	" " Spring (back)	03
219867	11644	" " " (front)	03
213942	11644	" " " Adjusting Collar (back)	05
200089D	11635	Thread Controller Spring Adjusting Col- lar (back) Clamp Screw	02
225604	11093	Thread Controller Spring Adjusting Col- lar (back) Clamp Screw Washer	02
213941	11644	Thread Controller Spring Adjusting Col- lar (front) with 200397H	08
200397H	14211	Thread Controller Spring Adjusting Col- lar (front) Set Screw	02
213943	11644	Thread Controller Spring Stop (adjust- able)	08
200089D	11635	Thread Controller Spring Stop Screw ..	02
213944	11644	" " " Stud	02
200355H	12319	" " " " Set Screw	03
228026	14208	" " " " Washer ..	01
203313	11645	" Guide	10
204459	11645	" " (2)	02
204281	11643	" Retainer Guide Wire	01
202091	11643	" " Sleeve	05
202092	11643	" " Spring	01
204058B	11643	" " Stud	07
200368H	11643	" " " Set Screw	02
204059	11643	Thread Retainer complete, Nos. 202091, 202092 and 204058B	15

No.	Plate	Name	Each
212833	12284	Throat Plate	\$2 25
200161D	12319	" " Clamp Screw	04
202062	12308	" " Position Pin	01
200577H	12311	" " Screw	02

LIST OF PARTS COMPLETE

FOR

MACHINE No. 72w16

For Hemstitching $\frac{3}{16}$ in. Openings Between Intervening Bars or

Spokes in Drawn Work and Loosely Woven Fabrics,

for Table Cloths, Towels, etc.

Has Forward Feed.

No.	Plate	Name	Each
*234705	—	Arm	\$ —
204163	12344	" Cap	10
200278H	12311	" " Screw	05
202248H	12307	" " " Washer	05
213257	11095	" Plate	50
200571B	11090	" " Screw (2)	05
200010E	—	" Screw	06
202005	12308	" " Washer	01
203237	11636	" Shaft	1 75
204801	11640	" " Bushing (back) with 202260 ..	35
202260	—	" " " " Oil Packing (wick)	01
200352c	11635	Arm Shaft Bushing (back) Set Screw ..	03
204802	11640	" " " (front) with 202036 and 202260	35
202260	—	Arm Shaft Bushing (front) Oil Packing (wick)	01
200502B	11635	Arm Shaft Bushing (front) Oil Packing Thumb Screw	25
202036	12310	Arm Shaft Bushing (front) Position Pin	01
200352c	11635	" " " " Set Screw ..	03
204804	11637	" " Connection with four 200054E (2)	80
200054E	12307	Arm Shaft Connection Screw	03
213834	11106	Auxiliary Piercer	25
213264	11097	" " Holder with 200117E and 200389c	75
213261	11097	Auxiliary Piercer Holder Bracket with two 200118E	35
200118E	11638	Auxiliary Piercer Holder Bracket Screw	02
200117E	11097	" " " Screw	02

Parts for Machine No. 72w16

97

No.	Plate	Name	Each
200389c	11642	Auxiliary Piercer Set Screw	\$ 02
204174	11636	Balance Wheel, $5\frac{1}{2}$ in. diam. (belt groove 3 in. diam.), with 200328c and 200335c	1 00
200062H	12311	Balance Wheel Adjusting Screw	07
200328c	12311	" " Position Screw	04
200335c	12311	" " Set Screw	04
213235	—	Red	—
215749	—	" 213235 with 202062, 203249, 213191, two each 200362c, 200516E, 200810E and 202299	—
202258	12153	Red Hinge Connection (2)	08
200570E	12311	" " " Screw (4)	05
206125	11640	" Slide (back)	30
203301	11640	" " (front)	35
213710	11635	Bobbin	05
203210	12312	" Case Base with 202056, 203211 to 203213 and 203216	55
203211	12312	Bobbin Case Base Latch	05
202056	12312	" " " " Pin	—
203212	12312	" " " " Plunger	02
203213	12312	" " " " Spring	01
203209	12312	" " Cap with 200984E, 203214, 203215 and two 200594E	25
203214	12312	Bobbin Case Tension Spring	10
200984E	12312	" " " " Regulating Screw	04
200594E	12312	Bobbin Case Tension Spring Screw	02
203215	12312	" " Thread Guide	05
200594E	12312	" " " " Screw	02
203216	12312	" " Washer (cloth).....Per 100	25
203217	12312	Bobbin Case complete, Nos. 203209 and 203210	80
213945	11636	Face Plate with 200355H, two each 200368H, 200397H, 202090 and 204281 ..	1 15
200053c	12311	Face Plate Screw	04
213266	11097	" " Thread Guide	10
200161D	12319	" " " " Screw	04
225604	11093	" " " " " Washer ..	02
213946	11636	Face Plate complete, Nos. 200098E, 200161D, 200318H, 202108, 202872, 213213, 213214, 213266, 213267, 213935, 213941 to 213945, 219866, 219867, 228026, 234703, two each 200089D, 200290E, 201537H, 204059, 213872 and three 225604	4 35
213789	11090	Feed Bar with 204189	50
213765	—	" " 213789 with 200075E, 200214E, 201525E, 201535E and 204200	1 00
200214E	12310	Feed Bar Hinge Screw	12

No.	Plate	Name	Eac
201525E	12310	Feed Bar Hinge Screw Nut	\$ 0
204188	12310	" " Spring	0
204189	11635	" " " Hook	0
212836	12284	" Dog	1 1/2
200106E	12311	" " Screw (2)	0
200075E	11090	" " Support Screw	0
201535E	11090	" " " " Nut	0
206206	11095	" Driving Cam and Gear, 54 teeth, with two 200383c	3 0
206609	---	Feed Driving Cam and Gear Driving Gear, 18 teeth	5
213218	11090	Feed Driving Cam and Gear Driving Gear 206609 with two 200348c	1 0
200348c	11090	Feed Driving Cam and Gear Driving Gear Set Screw	0
201816	12307	Feed Driving Cam and Gear Roller	1
201850	11090	" " " " " " 201816 with 200820c	2
200820c	11635	Feed Driving Cam and Gear Roller Stud	1
201517E	11090	" " " " " " " " " Nut	0
200383c	12311	Feed Driving Cam and Gear Set Screw ..	0
213233	11097	" " " " " Shaft	2
213245	11095	" " " " " " Bracket	60
200036E	11090	" " " " " " " Screw (3)	0
213172	11636	Feed Driving Rock Shaft	40
213167	11636	" " " " " 213172 with 200002E, 201522E and 204193	8
202305c	12307	Feed Driving Rock Shaft Center (2)	00
200043c	12311	" " " " " " Set Screw (2)	04
204193	11639	Feed Driving Rock Shaft Connection with 200668c and 201525E	37
200002E	12310	Feed Driving Rock Shaft Connection Hinge Screw	07
201522E	12310	Feed Driving Rock Shaft Connection Hinge Screw Nut	03
204200	11635	Feed Driving Rock Shaft Crank with 204189 (on left side) and two 200383c	35
200383c	12311	Feed Driving Rock Shaft Crank Set Screw	02
213188	11085	Feed Driving Segment Lever with 204293 and 213391	1 00
215700	11635	Feed Driving Segment Lever Clamp with 200031c	45
215702	---	Feed Driving Segment Lever Clamp 215700 with 215701	55

No.	Plate	Name	Each
215701	11635	Feed Driving Segment Lever Clamp Block	\$ 10
200031c	12311	Feed Driving Segment Lever Clamp Pinch Screw	04
200668c	12310	Feed Driving Segment Lever Clamp Screw Stud	06
201525E	12310	Feed Driving Segment Lever Clamp Screw Stud Nut	03
203741	---	Feed Driving Segment Lever Crank with two 200363c	35
213246	11097	Feed Driving Segment Lever Crank 203741 with 201517E and 201850	65
200363c	11635	Feed Driving Segment Lever Crank Set Screw	03
213391	11635	Feed Driving Segment Lever Shaft	15
204293	12308	" " " " " Pin ..	01
213809	11101	" " " " " Sleeve (split) (left)	25
204196	12307	Feed Driving Segment Lever Shaft Sleeve (split) (right)	25
200043c	12311	Feed Driving Segment Lever Shaft Sleeve Set Screw (2)	04
201524E	12310	Feed Driving Segment Lever Shaft Sleeve Set Screw Nut (2)	03
213234	11097	Feed Lifting Cam with 204020 and two 200383c	1 00
200383c	12311	Feed Lifting Cam Set Screw	02
213796	11637	" " Rock Shaft	30
203321	11637	" " " " 213796 with 203238	65
202305c	12307	Feed Lifting Rock Shaft Center (2)	06
200043c	12311	" " " " " " Set Screw (2)	04
213259	11099	Feed Lifting Rock Shaft Lever with 200049E and 201807	75
204020	---	Feed Lifting Rock Shaft Lever Cushion (leather)	01
200049E	---	Feed Lifting Rock Shaft Lever Pinch Screw	03
201822	---	Feed Lifting Rock Shaft Lever Roller	12
201807	11099	" " " " " " " 201822 with 200261E	20
200261E	---	Feed Lifting Rock Shaft Lever Roller Screw Stud	08
202276	12308	Feed Lifting Rock Shaft Slide Block	15
203238	12308	" " " " " " " 202276 with 200243E and 201531E	35
200243E	12310	Feed Lifting Rock Shaft Slide Block Hinge Screw	08

No.	Plate	Name	Each
201531E	12308	Feed Lifting Rock Shaft Slide Block Hinge Screw Nut	\$ 0
204206	11638	Feed Regulating Handle	
204713	—	“ “ “ 204206 with 200098F, 202622, 204208, 204209, 204213, 204714 and 204925	1
204208	12307	Feed Regulating Handle Adjustable Stop	0
200098F	12307	“ “ “ “ “ “ Screw	0
204925	11638	Feed Regulating Handle Adjustable Stop Screw Washer	0
204209	12307	Feed Regulating Handle Position Pin ..	0
204714	11638	“ “ “ Shaft	2
204211	11638	“ “ “ “ Crank with 200098F	2
204212	12307	Feed Regulating Handle Shaft Crank Link	1
200271E	12311	Feed Regulating Handle Shaft Crank Link Hinge Screw (lower)	0
200291E	12307	Feed Regulating Handle Shaft Crank Link Hinge Screw (upper)	0
200098F	12307	Feed Regulating Handle Shaft Crank Set Screw	0
204213	12307	Feed Regulating Handle Shaft Sleeve (split)	1
200362C	12311	Feed Regulating Handle Shaft Sleeve Set Screw	0
202622	11638	Feed Regulating Handle Shaft Sleeve Washer	0
202036	12310	Feed Regulating Handle Stop Pin	0
204715	—	Feed Regulating Handle complete, Nos. 200291E, 204211, 204212 and 204713	95
*203239	—	Hook (sewing)	—
203240	12312	“ 203239 with 200600F, 200616F and 203251	2 20
203290	12312	Hook and Bobbin Case complete, Nos. 203217 and 203240	3 00
203241	12312	Hook Bevel Gear Socket, 24 teeth	85
200555H	12312	“ “ “ Screw	05
203242	12344	“ “ Pinion, 24 teeth, with two 200383C (2)	1 00
200383C	12311	Hook Bevel Pinion Set Screw	02
203306	11639	“ Counter Shaft	45
203244	12308	“ “ “ Collar with two 200393C	20
200393C	12308	Hook Counter Shaft Collar Set Screw ..	02
203245	12344	“ “ “ Driving Gear, 44 teeth, with 200362C and 200439C	1 00

No.	Plate	Name	Each
00439C	12311	Hook Counter Shaft Driving Gear Position Screw	\$ 05
00362C	12311	Hook Counter Shaft Driving Gear Set Screw	03
003246	12344	Hook Counter Shaft Gear, 22 teeth, with two 200383C	75
00383C	12311	Hook Counter Shaft Gear Set Screw	02
002299	—	“ “ “ Oil Packing (wick)	01
00840E	12311	“ “ “ “ “ “ Stop Screw	10
013230	11636	Hook Driving Shaft	1 60
013191	11085	“ “ “ Bearing with 202299	20
002299	—	“ “ “ “ Oil Packing (wick)	01
002126	12308	Hook Driving Shaft Bearing Position Pin	01
00516E	12311	“ “ “ “ Screw	08
003249	12344	“ “ “ Bushing (eccentric)	25
002299	—	“ “ “ “ Oil Packing (wick)	01
000362C	12311	Hook Driving Shaft Bushing Set Screw	03
013141	11635	“ “ “ Collar with two 200393C	20
000393C	12308	Hook Driving Shaft Collar Set Screw ...	02
003251	12312	“ Gib	40
000600F	12312	“ “ Hinge Screw	02
000616F	12312	“ “ Screw	02
003307	12335	“ Saddle with 202299	1 25
002299	—	“ “ Oil Packing (wick)	01
000006E	12307	“ “ Screw (1)	07
025585E	12319	“ “ “ Washer (4)	02
003254	12312	“ Washer	20
003308	12335	Hook Saddle complete, Nos. 200555H, 203241, 203254, 203290 and 203307	5 25
003462	—	Hook Saddle Combination complete, Nos. two 203308	10 50
0227442	11637	Knee Lifter Connection Lever with 202446	15
0227444	—	Knee Lifter Connection Lever 227442 with 227309, 227448 and two 200224H ..	70
000224H	11638	Knee Lifter Connection Lever Hinge Screw	12
0227309	11125	Knee Lifter Connection Lever Lifting Rod with 202302	06
002302	12321	Knee Lifter Connection Lever Lifting Rod Cotter Pin	01
002446	11638	Knee Lifter Connection Lever Pin	03
0227448	11637	“ “ Lifting Lever	25
000224H	11638	“ “ “ “ Hinge Screw ..	12
013244	11098	Needle Bar (hollow)	80

No.	Plate	Name	Eac
213387	11640	Needle Bar 213244 with 201206F and 213398	\$5 :
213222	11091	Needle Bar Bushing (2)	:
200346c	11091	" " " Set Screw (2)	0
204248	12307	" " " Connecting Link	:
200658c	12307	" " " " Hinge Screw Stud	:
201519c	12307	Needle Bar Connecting Link Hinge Screw Stud Nut	0
204249	12308	Needle Bar Connecting Stud with 200072c and 202277	0
202277	—	Needle Bar Connecting Stud Oil Packing (wick)	0
200072c	12308	Needle Bar Connecting Stud Pinch Screw	0
221480	11654	" " Guide with 200086c	4
200086c	12308	" " " Pinch Screw	0
213256	11099	" " Thread Guide	1
213237	11099	" Holder (left) with two 200117F ..	1 5
213238	11099	" " (right) with two 200117F ..	1 5
213236	11099	" " Bracket	1 0
213398	—	" " " 213236 with 213237, 213238, two each 200126F, 200797c, 201537H, 213239 and 225604	4 5
201206F	—	Needle Holder Bracket Screw	0
200126F	11642	" " Stop Screw	0
213239	11099	" " " " Washer	0
200797c	11099	" " Stud	1
201537H	12319	" " " Nut	0
225604	11093	" " " Washer	0
200117F	11097	" Set Screw	0
221472	11653	" Vibrating Cam and Gear, 48 teeth ..	3 0
221475	—	" " " " " 221472 with 200062H and 213203	3 6
200062H	12311	Needle Vibrating Cam and Gear Adjusting Screw	0
221470	11654	Needle Vibrating Cam and Gear Driving Gear, 16 teeth, with two 200383c	1 0
200383c	12311	Needle Vibrating Cam and Gear Driving Gear Set Screw	0
213802	11098	Needle Vibrating Cam and Gear Segment Lever with 201809, 204928 and 215691 ..	1 50
234706	—	Needle Vibrating Cam and Gear Segment Lever Bushing	35
204922	11099	Needle Vibrating Cam and Gear Segment Lever Connecting Link (lower or upper)	50
204923	11642	Needle Vibrating Cam and Gear Segment Lever Connecting Link Bushing (2) ..	10
200110B	10359	Needle Vibrating Cam and Gear Segment Lever Connecting Link Screw	0

No.	Plate	Name	Each
04924	11638	Needle Vibrating Cam and Gear Segment Lever Connecting Link Screw Washer ..	\$ 03
13388	11098	Needle Vibrating Cam and Gear Segment Lever Connection (lower) with 214005 ..	1 00
13242	11098	Needle Vibrating Cam and Gear Segment Lever Connection (upper) with 214005 ..	1 25
13243	11098	Needle Vibrating Cam and Gear Segment Lever Connection Bracket	35
14017	—	Needle Vibrating Cam and Gear Segment Lever Connection Bracket 213243 with 213242, 213588, two each 201275B, 204922, 204924, 213265 and four 200110B ..	4 15
200571B	11090	Needle Vibrating Cam and Gear Segment Lever Connection Bracket Screw (lower)	05
200574E	11642	Needle Vibrating Cam and Gear Segment Lever Connection Bracket Screw (upper)	05
200791E	11638	Needle Vibrating Cam and Gear Segment Lever Connection Screw Stud Slide (2) ..	15
202104	11638	Needle Vibrating Cam and Gear Segment Lever Connection Screw Stud Slide Washer (2)	01
201581B	11638	Needle Vibrating Cam and Gear Segment Lever Connection Screw Stud Slide Wing Nut (2)	12
213265	11100	Needle Vibrating Cam and Gear Segment Lever Connection Slide Block	15
201275B	—	Needle Vibrating Cam and Gear Segment Lever Connection Slide Block Screw ..	08
206505	11100	Needle Vibrating Cam and Gear Segment Lever Connection Stop Block	10
200135E	11642	Needle Vibrating Cam and Gear Segment Lever Connection Stop Block Screw ..	03
225908	11100	Needle Vibrating Cam and Gear Segment Lever Connection Stop Block Screw Washer	02
206008	—	Needle Vibrating Cam and Gear Segment Lever Connection Stop Block complete, Nos. 200135E, 206505 and 225908	15
214005	—	Needle Vibrating Cam and Gear Segment Lever Connection Stud with 204020 ..	—
201816	12307	Needle Vibrating Cam and Gear Segment Lever Roller	12
201809	11094	Needle Vibrating Cam and Gear Segment Lever Roller 201816 with 202556	20
202556	—	Needle Vibrating Cam and Gear Segment Lever Roller Stud	05

No.	Plate	Name	Eac
*204928	—	Needle Vibrating Cam and Gear Segment Lever Shaft	\$.
202574	11635	Needle Vibrating Cam and Gear Segment Lever Shaft Collar with 200380c	
200380c	12319	Needle Vibrating Cam and Gear Segment Lever Shaft Collar Set Screw	1
215691	11642	Needle Vibrating Cam and Gear Segment Lever Shaft Position Pin	1
213203	11085	Needle Vibrating Cam and Gear Stud ..	1
201501B	11093	" " " " " " Nut ..	1
200343c	11093	" " " " " " Set Screw	1
213240	11100	Needle Vibrating Lever (2)	1
213250	11100	" " " Bearing (left) ..	1
234704	—	" " " " (right)	2
204020	—	" " " Friction (leather) ..	1
200117F	11097	" " " Set Screw	0
213838	11107	Piercer	2
213260	11095	" Bar	3
214003	—	" " 213260 with 213262 and 221181	1 0
221481	11654	" " Bushing (lower)	3
200352c	11635	" " " " Set Screw ..	0
213262	11100	" " " (upper)	2
200352c	11635	" " " " Set Screw	0
213248	11100	" " Driving Cam with two 200362c	1 0
213258	11100	" " " Connection with 200057H and 200066D	7
213247	11642	Piercer Bar Driving Cam Connection 213258 with 200128E, 213248 and 213740	1 8
221461	11642	Piercer Bar Driving Cam Connection Crank with 200070c, 200740c and 201520H	7
200740c	11101	Piercer Bar Driving Cam Connection Crank Ball Screw	1
201520H	11101	Piercer Bar Driving Cam Connection Crank Ball Screw Nut	0
200070c	11642	Piercer Bar Driving Cam Connection Crank Pinch Screw	01
200057H	14202	Piercer Bar Driving Cam Connection Pinch Screw	02
200066D	11642	Piercer Bar Driving Cam Connection Pinch Screw	02
213740	11101	Piercer Bar Driving Cam Retaining Washer	05
200128E	11642	Piercer Bar Driving Cam Retaining Washer Screw	01
200362c	12311	Piercer Bar Driving Cam Set Screw	02
213249	11101	" " Lifting Bracket with two 200380c	50

No.	Plate	Name	Each
200380c	12319	Piercer Bar Lifting Bracket Set Screw ..	\$ 02
213804	11639	" " " Rock Shaft	25
215720	11642	" " " " " Bushing (2)	25
200043c	12311	Piercer Bar Lifting Rock Shaft Bushing Set Screw (2)	04
201524E	12310	Piercer Bar Lifting Rock Shaft Bushing Set Screw Nut (2)	03
204197	11635	Piercer Bar Lifting Rock Shaft Collar with 200113F	15
200113F	10359	Piercer Bar Lifting Rock Shaft Collar Set Screw	03
213738	11642	Piercer Bar Lifting Rock Shaft Crank with 201812	1 00
213255	11098	Piercer Bar Lifting Rock Shaft Crank 213738 with 203339 and 213804	1 25
214004	11639	Piercer Bar Lifting Rock Shaft Crank 213255 with 213249	1 75
203339	11642	Piercer Bar Lifting Rock Shaft Crank Position Pin	02
201812	11642	Piercer Bar Lifting Rock Shaft Crank Roller and Stud	20
213389	11102	Piercer Holder with 200089D, 200117F and 225604	60
213390	11102	Piercer Holder Bracket	1 00
213745	11645	" " " 213390 with 213389	1 60
200089D	11635	" " " Screw	02
200089D	11635	" " " Clamp Screw	02
225604	11093	" " " " Washer	02
200117F	11097	" Set Screw	02
221468	11653	Presser Bar (hollow) with 200074F	80
204252	12308	" " " Lifter	20
200550c	12311	" " " Hinge Screw	08
202179	11643	" " Lifting Bracket with 200387c	25
204254	12307	" " " " Position Guide	30
200362c	12311	Presser Bar Lifting Bracket Position Guide Set Screw	03
200387c	11643	Presser Bar Lifting Bracket Set Screw ..	02
204327	—	" " Packing Washer (felt) Per 100	25
200504E	12310	Presser Bar Screw Bushing (lower)	05
204255	12310	" " Spring	10
200491B	12344	" " Thumb Screw (pressure reg- ulating)	25
205979	11646	Presser Foot Hinge Pin	01
229734	14207	" " Plate (left)	1 25
229735	14207	" " " (right)	1 25
200074F	12308	" " Screw	03

No.	Plate	Name	Eac
207136	14207	Presser Foot Shank (left) (adjustable)	\$ ' 1
229789	14208	" " " 207136 with 200175H, 205979, 207140 and 229734	2 0
207137	14207	Presser Foot Shank (right) (adjustable)	' 1
229790	14208	" " " 207137 with 200175H, 205979, 207140 and 229735	2 0
207138	14207	Presser Foot Shank Bracket	' 1
200112H	14208	" " " Screw	' 1
228026	14208	" " " Washer	' 1
207140	14208	" " Spring	' 1
200175H	12308	" " " Screw	' 1
229736	14207	Presser Foot (hinged) (adjustable) complete, Nos. 207138, 229789, 229790, two each 200112H and 228026	4 7
202068	12153	Spool Holder Base	' 1
204551	11636	" " " Bracket	' 1
200257D	11645	" " " Screw	' 0
204552	11636	Spool Holder Base Bracket complete, Nos. 204551, two each 200575H and 204297	7 1
200575H	12311	Spool Holder Base Screw	' 0
204296	12153	" " Wire	' 1
200079H	12311	" " " Hinge Screw	' 0
204297	12153	Spool Holder complete, Nos. 200079H, 202068 and 204296	2 1
212920	---	Take-up Cam with 200335c and 200430c	1 3
203268	11641	" " 212920 with 200335c, 200658c and 201519c	1 50
203172	12307	Take-up Cam Friction Washer	' 0
200430c	12311	" " Position Screw	' 0
200335c	12311	" " " Check Screw	' 0
200335c	12311	" " Set Screw	' 0
203311	11645	" Lever with 204265	' 7
221454	---	" 203311 with 204263	' 90
204263	12310	" " Bearing with 204264	' 15
204264	11643	" " " Position Pin	' 0
200042H	12311	" " " Screw	' 0
204265	---	" " Oil Guard	' 0
201816	12307	" " Roller	' 12
203312	11645	Take-up Lever complete, Nos. 200042H, 201816 and 221454	1 00
202402	11643	Tension Disc	' 0
202090	11643	" " Position Pin	' 0
213267	11101	" Release Cam	' 25
200290F	11094	" " " Screw	' 0
201537H	12319	" " " Nut	' 0
225604	11093	" " " Washer	' 0
213213	11094	" " Lever	' 20

No.	Plate	Name	Each
200290F	11094	Tension Release Lever Screw	\$ 05
201537H	12319	" " " " Nut	03
213214	11094	" " " Spring	10
200318H	11645	" " " Screw	04
234703	---	" " " Stop	03
202872	---	" " " " Position Pin	25
202075	11643	Tension Release Plunger	03
214051	---	" " Slide	18
214052	11643	" " " 214051 with 204269	20
204269	12308	" " " Spring	02
204270	11643	" Spring	05
200632B	11643	" Stud	20
200397H	14211	" " Set Screw	02
201572B	11643	" Thumb Nut	04
204271	11643	" Washer	05
213872	11643	Tension complete, Nos. 200632B, 201572B, 202075, 204270, 204271 and two 202402	50
213934	11644	Thread Controller Bracket	08
213935	---	" " " 213934 with 200152H, 213937 to 213939, two each 200315H, 202098, 213936 and four 213940	75
202108	---	Thread Controller Bracket Position Pin	01
200098F	12307	" " " Screw	03
213936	11644	" " Plate	12
202098	11644	" " Roller	05
213937	11644	" " " Guard (back)	10
213938	11644	" " " " (front)	10
213939	11644	" " " " Clamp	08
200152H	11644	" " " " " Screw	04
213940	11644	" " " " " " Washer	01
200315H	11644	Thread Controller Roller Screw	04
219866	11644	" " Spring (back)	03
219867	11644	" " " (front)	03
213942	11644	" " " Adjusting Collar (back)	05
200089D	11635	Thread Controller Spring Adjusting Collar (back) Clamp Screw	02
225604	11093	Thread Controller Spring Adjusting Collar (back) Clamp Screw Washer	02
213941	11644	Thread Controller Spring Adjusting Collar (front) with 200397H	08
200397H	14211	Thread Controller Spring Adjusting Collar (front) Set Screw	02
213943	11644	Thread Controller Spring Stop (adjustable)	08
200089D	11635	Thread Controller Spring Stop Screw	02
213944	11644	" " " Stud	02

No.	Plate	Name	Eac
200355H	12319	Thread Controller Spring Stud Set Screw	\$ 0
228026	14208	" " " " Washer	0
203313	11645	" Guide	0
204459	11645	" " (2)	0
204281	11643	" Retainer Guide Wire	0
202091	11643	" " Sleeve	0
202092	11643	" " Spring	0
204058B	11643	" " Stud	0
200368H	11643	" " " Set Screw	0
204059	11643	Thread Retainer complete, Nos. 202091, 202092 and 204058B	1
212835	12284	Throat Plate with 200587E and 212870	2 5
200161D	12319	" " Clamp Screw	0
212870	12284	" " Needle Guard	5
200587E	12278	" " " " Screw	0
202062	12308	" " Position Pin	0
200577H	12311	" " Screw	0

LIST OF PARTS COMPLETE

FOR

MACHINE No. 72w17

or Hemstitching $\frac{3}{16}$ in. Openings Between Intervening Bars or
Spokes in Drawn Work and Loosely Woven Fabrics.

For Table Cloths, Towels, etc.

Has Return Feed.

No.	Plate	Name	Each
234705	----	Arm	\$ ---
204163	12344	" Cap	10
200278H	12311	" " Screw	05
202248H	12307	" " Washer	05
213257	11095	" Plate	50
200571B	11090	" " Screw (2)	05
200010E	----	" Screw	06
202005	12308	" " Washer	01
203237	11636	" Shaft	1 75
204801	11640	" " Bushing (back) with 202260	35
202260	----	" " " Oil Packing (wick)	01
200352c	11635	Arm Shaft Bushing (back) Set Screw	03
204802	11640	" " " (front) with 202036 and 202260	35
202260	----	Arm Shaft Bushing (front) Oil Packing (wick)	01
200502B	11635	Arm Shaft Bushing (front) Oil Packing Thumb Screw	25
202036	12310	Arm Shaft Bushing (front) Position Pin	01
200352c	11635	" " " " Set Screw	03
204801	11637	" " Connection with four 200054E (2)	80
200054E	12307	Arm Shaft Connection Screw	03
213806	11102	Auxiliary Feed Bar with 201807, 214038 and 214039	50
213807	11102	Auxiliary Feed Bar Cam with two 200383c	1 00
200383c	12311	" " " " Set Screw	02
213808	11102	" " " Lever with two 200383c	20
200383c	12311	Auxiliary Feed Bar Lever Set Screw	02
201822	----	" " " Roller	12
201807	11099	" " " " 201822 with 200261E	20

No.	Plate	Name	Eac
200261F	—	Auxiliary Feed Bar Roller Screw Stud ..	\$ 0
213749	11102	" " " Spring	0
214039	11645	" " " " Stud	0
214038	11645	" " " " " Pin	0
213834	11106	" Piercer	2
213264	11097	" " Holder with 200117F and 200389c	7
213261	11097	Auxiliary Piercer Holder Bracket with two 200118F	3
200118F	11638	Auxiliary Piercer Holder Bracket Screw	0
200117F	11097	" " " Screw	0
200389c	11642	" " Set Screw	0
204174	11636	Balance Wheel, 5 1/2 in. diam. (belt groove 3 in. diam.), with 200328c and 200335c	1 00
200062H	12311	Balance Wheel Adjusting Screw	07
200328c	12311	" " Position Screw	03
200335c	12311	" " Set Screw	04
*213235	—	Bed	—
*215749	—	" 213235 with 202062, 203219, 213191, two each 200362c, 200516e, 200840e and 202299	—
202258	12153	Bed Hinge Connection (2)	08
200570E	12311	" " " Screw (4)	95
206125	11640	" Slide (back)	30
203301	11640	" " (front)	35
213710	11635	Bobbin	05
203210	12312	" Case Base with 202056, 203211 to 203213 and 203216	55
203211	12312	Bobbin Case Base Latch	05
*202056	12312	" " " " Pin	—
203212	12312	" " " " Plunger	02
203213	12312	" " " " Spring	01
203209	12312	" " Cap with 200984e, 203214, 203215 and two 200594F	25
203214	12312	Bobbin Case Tension Spring	10
200984F	12312	" " " " Regulating Screw	04
200594F	12312	Bobbin Case Tension Spring Screw	02
203215	12312	" " Thread Guide	05
200594F	12312	" " " " Screw	02
203216	12312	" " Washer (cloth).....Per 100	25
203217	12312	Bobbin Case complete, Nos. 203209 and 203210	80
213945	11636	Face Plate with 200355H, two each 200368H, 200397H, 202090 and 204281 ..	1 15
200053c	12311	Face Plate Screw	04
213266	11097	" " Thread Guide	10
200161D	12319	" " " " Screw	04
225604	11093	" " " " " Washer ..	02

No.	Plate	Name	Each
213946	11636	Face Plate complete, Nos. 200098F, 200161D, 200318H, 202108, 202872, 213213, 213214, 213266, 213267, 213935, 213941 to 213945, 219866, 219867, 228026, 234703, two each 200089D, 200290F, 201537H, 204059, 213872 and three 225604	\$4 35
213789	11090	Feed Bar with 204189	50
213765	—	" " 213789 with 200075E, 200214E, 201525E, 201535E and 204200	1 00
200214E	12310	Feed Bar Hinge Screw	12
201525E	12310	" " " Nut	03
204188	12310	" " Spring	03
204189	11635	" " Hook	01
212840	11648	" Dog	1 50
200106E	12311	" " Screw (2)	02
200075E	11090	" " Support Screw	02
201535E	11090	" " " " Nut	03
213173	11085	" Driving Cam and Gear, 54 teeth, with two 200383c	3 00
206609	—	Feed Driving Cam and Gear Driving Gear, 18 teeth	95
213218	11090	Feed Driving Cam and Gear Driving Gear 206609 with two 200348c	1 00
200348c	11090	Feed Driving Cam and Gear Driving Gear Set Screw	03
201816	12307	Feed Driving Cam and Gear Roller	12
201850	11090	" " " " " " 201816 with 200820c	27
200820c	11635	Feed Driving Cam and Gear Roller Stud	15
201517E	11090	" " " " " " " " Nut	05
200383c	12311	Feed Driving Cam and Gear Set Screw ..	02
214037	11639	" " " " " " Shaft	40
213245	11095	" " " " " " Bracket	60
200036E	11090	" " " " " " " " Screw (3)	04
213172	11636	Feed Driving Rock Shaft	40
213167	11636	" " " " " " 213172 with 200002E, 201522E and 204193	85
202305c	12307	Feed Driving Rock Shaft Center (2) ...	06
200043c	12311	" " " " " " Set Screw (2)	04
204193	11639	Feed Driving Rock Shaft Connection with 200668c and 201525E	35
200002E	12310	Feed Driving Rock Shaft Connection Hinge Screw	07
201522E	12310	Feed Driving Rock Shaft Connection Hinge Screw Nut	03

Parts for Machine No. 72w17

No.	Plate	Name	Eac
204200	11635	Feed Driving Rock Shaft Crank with 204189 (on left side) and two 200383c	\$ 3
200383c	12311	Feed Driving Rock Shaft Crank Set Screw	6
213188	11085	Feed Driving Segment Lever with 204293 and 213391	1 0
215700	11635	Feed Driving Segment Lever Clamp with 200031c	4
215702	---	Feed Driving Segment Lever Clamp 215700 with 215701	5
215701	11635	Feed Driving Segment Lever Clamp Block	10
200031c	12311	Feed Driving Segment Lever Clamp Pinch Screw	0
200668c	12310	Feed Driving Segment Lever Clamp Screw Stud	00
201525e	12310	Feed Driving Segment Lever Clamp Screw Stud Nut	02
203741	---	Feed Driving Segment Lever Crank with two 200363c	35
213246	11097	Feed Driving Segment Lever Crank 203741 with 201517e and 201850	65
200363c	11635	Feed Driving Segment Lever Crank Set Screw	03
200780b	11091	Feed Driving Segment Lever Crank Stop Screw with 204027	10
201517b	11090	Feed Driving Segment Lever Crank Stop Screw Nut	05
204027	---	Feed Driving Segment Lever Crank Stop Screw Packing (rawhide)	02
213391	11635	Feed Driving Segment Lever Shaft	15
204293	12308	" " " " " Pin	01
213809	11101	" " " " " Sleeve (split) (left)	25
204196	12307	Feed Driving Segment Lever Shaft Sleeve (split) (right)	25
200043c	12311	Feed Driving Segment Lever Shaft Sleeve Set Screw (2)	04
201524e	12310	Feed Driving Segment Lever Shaft Sleeve Set Screw Nut (2)	03
213397	11099	Feed Lifting Cam with 204020 and two 200383c	1 00
200383c	12311	Feed Lifting Cam Set Screw	02
213796	11637	" " Rock Shaft	30
203321	11637	" " " " 213796 with 203238	65
202305c	12307	" " " " Center (2)	06
200043c	12311	" " " " Set Screw (2)	04
213259	11099	Feed Lifting Rock Shaft Lever with 200049e and 201807	75

Parts for Machine No. 72w17

No.	Plate	Name	Each
204020	---	Feed Lifting Rock Shaft Lever Cushion (leather)	\$ 01
200049e	---	Feed Lifting Rock Shaft Lever Pinch Screw	03
201822	---	Feed Lifting Rock Shaft Lever Roller	12
201807	11099	" " " " " " " 201822 with 200261e	20
200261e	---	Feed Lifting Rock Shaft Lever Roller Screw Stud	08
202276	12308	Feed Lifting Rock Shaft Slide Block	15
203238	12308	" " " " " " " 202276 with 200243e and 201531e	35
200243e	12310	Feed Lifting Rock Shaft Slide Block Hinge Screw	08
201531e	12308	Feed Lifting Rock Shaft Slide Block Hinge Screw Nut	03
204206	11638	Feed Regulating Handle	10
204713	---	" " " " 204206 with 200098e, 202622, 204208, 204209, 204213, 201714 and 204925	55
204208	12307	Feed Regulating Handle Adjustable Stop	05
200098e	12307	" " " " " " " Screw	03
204925	11638	Feed Regulating Handle Adjustable Stop Screw Washer	01
204209	12307	Feed Regulating Handle Position Pin	01
204714	11638	" " " " Shaft	20
204211	11638	" " " " " Crank with 200098e	20
204212	12307	Feed Regulating Handle Shaft Crank Link	15
200271e	12311	Feed Regulating Handle Shaft Crank Link Hinge Screw (lower)	05
200291e	12307	Feed Regulating Handle Shaft Crank Link Hinge Screw (upper)	05
200098e	12307	Feed Regulating Handle Shaft Crank Set Screw	03
204213	12307	Feed Regulating Handle Shaft Sleeve (split)	15
200362c	12311	Feed Regulating Handle Shaft Sleeve Set Screw	03
202622	11638	Feed Regulating Handle Shaft Sleeve Washer	01
202036	12310	Feed Regulating Handle Stop Pin	01
204715	---	Feed Regulating Handle complete, Nos. 200291e, 204211, 204213 and 204713	95
*203239	---	Hook (sewing)	—
203240	12312	" 203239 with 200600e, 200616e and 203251	2 20

No.	Plate	Name	Eac
203290	12312	Hook and Bobbin Case complete, Nos. 203217 and 203240	\$3 0
203241	12312	Hook Bevel Gear Socket, 24 teeth	8
200555H	12312	" " " " Screw	6
203242	12344	" " Pinion, 24 teeth, with two 200383c (2)	1 0
200383c	12311	Hook Bevel Pinion Set Screw	0
203306	11639	" Counter Shaft	4
203244	12308	" " " Collar with two 200393c	2
200393c	12308	Hook Counter Shaft Collar Set Screw ..	0
203245	12344	" " " Driving Gear, 44 teeth, with 200362c and 200439c	1 0
200439c	12311	Hook Counter Shaft Driving Gear Position Screw	0
200362c	12311	Hook Counter Shaft Driving Gear Set Screw	0
203246	12344	Hook Counter Shaft Gear, 22 teeth, with two 200383c	7
200383c	12311	Hook Counter Shaft Gear Set Screw	0
202299	—	" " " Oil Packing (wick)	01
200840E	12311	" " " " " " " Stop Screw	11
213230	11636	Hook Driving Shaft	1 60
213191	11085	" " " Bearing with 202299	20
202299	—	" " " " Oil Packing (wick)	01
202126	12308	Hook Driving Shaft Bearing Position Pin ..	01
200516E	12311	" " " " Screw	08
203249	12344	" " " Bushing (eccentric)	25
202299	—	" " " " Oil Packing (wick)	01
200362c	12311	Hook Driving Shaft Bushing Set Screw ..	03
213141	11635	" " " Collar with two 200393c	20
200393c	12308	Hook Driving Shaft Collar Set Screw ..	02
203251	12312	" Gib	40
200600E	12312	" " Hinge Screw	02
200616E	12312	" " Screw	02
203307	12335	" Saddle (left) with 202299	1 25
213717	11639	" " (right) with 202299	1 25
202299	—	" " Oil Packing (wick)	01
200006E	12307	" " Screw (4)	07
225585E	12319	" " " Washer (4)	02
203254	12312	" Washer	20
203308	12335	Hook Saddle (left) complete, Nos. 200555H, 203241, 203254, 203290 and 203307	5 25

No.	Plate	Name	Each
13718	11639	Hook Saddle (right) complete, Nos. 200555H, 203241, 203254, 203290 and 213717	\$5 25
13720	—	Hook Saddle Combination (left and right) complete, Nos. 203308 and 213718 ..	10 50
27442	11637	Knee Lifter Connection Lever with 202446	15
27444	—	Knee Lifter Connection Lever 27442 with 227309, 227448 and two 200224H ..	70
200224H	11638	Knee Lifter Connection Lever Hinge Screw	12
227309	11125	Knee Lifter Connection Lever Lifting Rod with 202302	06
202302	12321	Knee Lifter Connection Lever Lifting Rod Cotter Pin	01
202446	11638	Knee Lifter Connection Lever Pin	03
227448	11637	" " Lifting Lever	25
200224H	11638	" " " " Hinge Screw ..	12
213244	11098	Needle Bar (hollow)	80
213387	11640	" " 213244 with 201206E and 213398	5 35
213222	11091	Needle Bar Bushing (2)	35
200346c	11091	" " " Set Screw (2)	03
204248	12307	" " Connecting Link	35
200658c	12307	" " " " Hinge Screw Stud	10
201519c	12307	Needle Bar Connecting Link Hinge Screw Stud Nut	03
204249	12308	Needle Bar Connecting Stud with 200072c and 202277	40
202277	—	Needle Bar Connecting Stud Oil Packing (wick)	01
200072c	12308	Needle Bar Connecting Stud Pinch Screw ..	03
221480	11651	" " Guide with 200086c	45
200086c	12308	" " " Pinch Screw	03
213256	11099	" " Thread Guide	15
213237	11099	" Holder (left) with two 200117E ..	1 50
213238	11099	" " (right) with two 200117E ..	1 50
213236	11099	" " Bracket	1 00
213398	—	" " " 213236 with 213237, 213238, two each 200126E, 200797c, 201537H, 213239 and 225604	4 50
201206E	—	Needle Holder Bracket Screw	03
200126E	11642	" " Stop Screw	02
213239	11099	" " " " Washer	02
200797c	11099	" " Stud	15
201537H	12319	" " " Nut	03
225604	11093	" " " Washer	02

No.	Plate	Name	Eac
200117F	11097	Needle Set Screw	\$ 0
221472	11653	" Vibrating Cam and Gear, 48 teeth	3 0
221475	—	" " " " " " 221472 with 200062H and 213203	3 0
200062H	12311	Needle Vibrating Cam and Gear Adjusting Screw	0
221470	11654	Needle Vibrating Cam and Gear Driving Gear, 16 teeth, with two 200383c	1 0
200383c	12311	Needle Vibrating Cam and Gear Driving Gear Set Screw	0
213802	11098	Needle Vibrating Cam and Gear Segment Lever with 201809, 204928 and 215691	1 5
234706	—	Needle Vibrating Cam and Gear Segment Lever Bushing	3
204922	11099	Needle Vibrating Cam and Gear Segment Lever Connecting Link (lower or upper)	5
204923	11642	Needle Vibrating Cam and Gear Segment Lever Connecting Link Bushing (2) ..	1
200110B	10359	Needle Vibrating Cam and Gear Segment Lever Connecting Link Screw	0
204924	11638	Needle Vibrating Cam and Gear Segment Lever Connecting Link Screw Washer	0
213388	11098	Needle Vibrating Cam and Gear Segment Lever Connection (lower) with 214005	1 0
213242	11098	Needle Vibrating Cam and Gear Segment Lever Connection (upper) with 214005	1 2
213243	11098	Needle Vibrating Cam and Gear Segment Lever Connection Bracket	3
214017	—	Needle Vibrating Cam and Gear Segment Lever Connection Bracket 213243 with 213242, 213388, two each 201275B, 204922, 204924, 213265 and four 200110B	4 1
200571B	11090	Needle Vibrating Cam and Gear Segment Lever Connection Bracket Screw (lower)	0
200574E	11642	Needle Vibrating Cam and Gear Segment Lever Connection Bracket Screw (upper)	0
200791E	11638	Needle Vibrating Cam and Gear Segment Lever Connection Screw Stud Slide (2)	15
202104	11638	Needle Vibrating Cam and Gear Segment Lever Connection Screw Stud Slide Washer (2)	01
201581B	11638	Needle Vibrating Cam and Gear Segment Lever Connection Screw Stud Slide Wing Nut (2)	15
213265	11100	Needle Vibrating Cam and Gear Segment Lever Connection Slide Block	15

No.	Plate	Name	Each
201275B	—	Needle Vibrating Cam and Gear Segment Lever Connection Slide Block Screw ..	\$ 08
206505	11100	Needle Vibrating Cam and Gear Segment Lever Connection Stop Block	10
200135E	11642	Needle Vibrating Cam and Gear Segment Lever Connection Stop Block Screw ..	03
225908	11100	Needle Vibrating Cam and Gear Segment Lever Connection Stop Block Screw Washer	02
206008	—	Needle Vibrating Cam and Gear Segment Lever Connection Stop Block complete, Nos. 200135E, 206505 and 225908	15
214005	—	Needle Vibrating Cam and Gear Segment Lever Connection Stud with 204020 ..	—
201816	12307	Needle Vibrating Cam and Gear Segment Lever Roller	12
201809	11094	Needle Vibrating Cam and Gear Segment Lever Roller 201816 with 202556	20
202556	—	Needle Vibrating Cam and Gear Segment Lever Roller Stud	05
204928	—	Needle Vibrating Cam and Gear Segment Lever Shaft	—
202574	11635	Needle Vibrating Cam and Gear Segment Lever Shaft Collar with 200380c	15
200380c	12319	Needle Vibrating Cam and Gear Segment Lever Shaft Collar Set Screw	02
215691	11642	Needle Vibrating Cam and Gear Segment Lever Shaft Position Pin	01
213203	11085	Needle Vibrating Cam and Gear Stud ..	60
201501B	11093	" " " " " " " Nut	10
200343c	11093	" " " " " " " Set Screw	03
213240	11100	Needle Vibrating Lever (2)	15
213250	11100	" " " Bearing (left)	15
234704	—	" " " " (right)	20
204020	—	" " " Friction (leather)	01
200117F	11097	" " " Set Screw	02
213838	11107	Piercer	25
213260	11095	" Bar	30
214003	—	" " 213260 with 213262 and 221481	1 00
221481	11654	" " Bushing (lower)	35
200352c	11635	" " " " Set Screw ..	03
213262	11100	" " " (upper)	20
200352c	11635	" " " " Set Screw	03
213248	11100	" " Driving Cam with two 200362c	1 00
213258	11100	" " " Connection with 200057H and 200066B	75
213247	11642	Piercer Bar Driving Cam Connection 213258 with 200128E, 213248 and 213740	1 85

No.	Plate	Name	Each
221461	11642	Piercer Bar Driving Cam Connection Crank with 200070c, 200740c and 201520H	\$
200740c	11101	Piercer Bar Driving Cam Connection Crank Ball Screw	
201520H	11101	Piercer Bar Driving Cam Connection Crank Ball Screw Nut	
200070c	11642	Piercer Bar Driving Cam Connection Crank Pinch Screw	
200057H	14202	Piercer Bar Driving Cam Connection Pinch Screw	
200066D	11642	Piercer Bar Driving Cam Connection Pinch Screw	
213740	11101	Piercer Bar Driving Cam Retaining Washer	
200128E	11642	Piercer Bar Driving Cam Retaining Washer Screw	
200362c	12311	Piercer Bar Driving Cam Set Screw	
213249	11101	" " Lifting Bracket with two 200380c	5
200380c	12319	Piercer Bar Lifting Bracket Set Screw ..	0
213804	11639	" " " Rock Shaft	2
215720	11642	" " " " " Bushing (2)	2
200043c	12311	Piercer Bar Lifting Rock Shaft Bushing Set Screw (2)	0
201524E	12310	Piercer Bar Lifting Rock Shaft Bushing Set Screw Nut (2)	0
204197	11635	Piercer Bar Lifting Rock Shaft Collar with 200113F	1
200113F	10359	Piercer Bar Lifting Rock Shaft Collar Set Screw	0
213738	11642	Piercer Bar Lifting Rock Shaft Crank with 201812	1 00
213255	11098	Piercer Bar Lifting Rock Shaft Crank 213738 with 203339 and 213804	1 25
214004	11639	Piercer Bar Lifting Rock Shaft Crank 213255 with 213249	1 75
203339	11642	Piercer Bar Lifting Rock Shaft Crank Position Pin	02
201812	11642	Piercer Bar Lifting Rock Shaft Crank Roller and Stud	20
213389	11102	Piercer Holder with 200089D, 200117E and 225604	60
213390	11102	Piercer Holder Bracket	1 00
213745	11645	" " " 213390 with 213389	1 60
200089D	11635	" " " Screw	02
200089D	11635	" " Clamp Screw	02
225604	11093	" " " " Washer	02

No.	Plate	Name	Each
200117F	11097	Piercer Set Screw	\$ 02
21468	11653	Presser Bar (hollow) with 200074F	80
204252	12308	" " Lifter	20
200550c	12311	" " " Hinge Screw	08
202179	11643	" " Lifting Bracket with 200387c	25
204254	12307	" " " " Position Guide	30
200362c	12311	Presser Bar Lifting Bracket Position Guide Set Screw	03
200387c	12643	Presser Bar Lifting Bracket Set Screw ..	02
204327	---	" " Packing Washer (felt)	Per 100 25
200504E	12310	Presser Bar Screw Bushing (lower)	05
204255	12310	" " Spring	10
200491B	12344	" " Thumb Screw (pressure regulating)	25
205979	11646	Presser Foot Hinge Pin	01
229734	14207	" " Plate (left)	1 25
229735	14207	" " " (right)	1 25
200074E	12308	" " Screw	03
207136	14207	" " Shank (left) (adjustable) ..	75
229789	14208	" " " 207136 with 200175H, 205979, 207140 and 229734	2 00
207137	14207	Presser Foot Shank (right) (adjustable) ..	75
229790	14208	" " " 207137 with 200175H, 205979, 207140 and 229735	2 00
207138	14207	Presser Foot Shank Bracket	50
200112H	14208	" " " Screw	03
228026	14208	" " " Washer	01
207140	14208	" " Spring	03
200175H	12308	" " " Screw	02
229736	14207	Presser Foot (hinged) (adjustable) complete, Nos. 207138, 229789, 229790, two each 200112H and 228026	4 75
202068	12153	Spool Holder Base	15
204551	11636	" " " Bracket	15
200257D	11645	" " " " Screw	08
204552	11636	Spool Holder Base Bracket complete, Nos. 204551, two each 200575H and 204297	75
200575H	12311	Spool Holder Base Screw	05
204296	12153	" " Wire	10
200079H	12311	" " " Hinge Screw	02
204297	12153	Spool Holder complete, Nos. 200079H, 202068 and 204296	25
212920	---	Take-up Cam with 200335c and 200430c ..	1 35
203268	11641	" " 212920 with 200383c, 200658c and 201519c	1 50
203172	12307	Take-up Cam Friction Washer	05

No.	Plate	Name	Ea
200430c	12311	Take-up Cam Position Screw	\$
200383c	12311	" " " " Check Screw	
200335c	12311	" " Set Screw	
203311	11645	" Lever with 204265	
221454	—	" " 203311 with 204263	
204263	12310	" " Bearing with 204264	
204264	11643	" " " Position Pin	
200042F	12311	" " " Screw	
204265	—	" " Oil Guard	
201816	12307	" " Roller	
203312	11645	Take-up Lever complete, Nos. 200042F, 201816 and 221454	1
202402	11643	Tension Disc	1
202090	11643	" " Position Pin	1
213267	11101	" Release Cam	1
200290F	11094	" " " Screw	1
201537H	12319	" " " " Nut	1
225604	11093	" " " " Washer	1
213213	11094	" " Lever	1
200290F	11094	" " " Screw	1
201537H	12319	" " " " Nut	1
213214	11094	" " " Spring	1
200318H	11645	" " " " Screw	1
234703	—	" " " Stop	1
202872	—	" " " " Position Pin Per 100	2
202075	11643	Tension Release Plunger	1
214051	—	" " Slide	1
214052	11643	" " " 214051 with 204269	2
204269	12308	" " " Spring	1
204270	11643	" Spring	1
200632B	11643	" Stud	2
200397H	14211	" " Set Screw	1
201572B	11643	" Thumb Nut	1
204271	11643	" Washer	1
213872	11643	Tension complete, Nos. 200632B, 201572B, 202075, 204270, 204271 and two 202402	5
213934	11644	Thread Controller Bracket	6
213935	—	" " " 213934 with 200152H, 213937 to 213939, two each 200315H, 202098, 213936 and four 213940	7
202108	—	Thread Controller Bracket Position Pin	0
200098F	12307	" " " Screw	0
213936	11644	" " Plate	1
202098	11644	" " Roller	0
213937	11644	" " " Guard (back)	1
213938	11644	" " " " (front)	1
213939	11644	" " " " Clamp	0

No.	Plate	Name	Each
00152H	11644	Thread Controller Roller Guard Clamp Screw	\$ 04
13940	11644	Thread Controller Roller Guard Clamp Screw Washer	01
00315H	11644	Thread Controller Roller Screw	04
19866	11644	" " Spring (back)	03
19867	11644	" " " (front)	03
13942	11644	" " " Adjusting Collar (back)	05
00089D	11635	Thread Controller Spring Adjusting Col- lar (back) Clamp Screw	02
25604	11093	Thread Controller Spring Adjusting Col- lar (back) Clamp Screw Washer	02
13941	11644	Thread Controller Spring Adjusting Col- lar (front) with 200397H	08
200397H	14211	Thread Controller Spring Adjusting Col- lar (front) Set Screw	02
213943	11644	Thread Controller Spring Stop (adjust- able)	08
200089D	11635	Thread Controller Spring Stop Screw ..	02
213944	11644	" " " Stud	02
200355H	12319	" " " " Set Screw	03
228026	14208	" " " " Washer ..	01
203313	11645	" Guide	10
204459	11645	" " (2)	02
201281	11643	" Retainer Guide Wire	01
202091	11643	" " Sleeve	05
202092	11643	" " Spring	01
204058R	11643	" " Stud	07
200368H	11643	" " " Set Screw	02
204059	11643	Thread Retainer complete, Nos. 202091, 202092 and 204058R	15
212835	12281	Throat Plate with 200587E and 212870 ..	2 50
200161D	12319	" " Clamp Screw	04
212870	12284	" " Needle Guard	50
200587E	12278	" " " " Screw	02
202062	12308	" " Position Pin	01
200577H	12311	" " Screw	02

LIST OF PARTS COMPLETE

FOR

MACHINE No. 72w18

For Hemstitching $\frac{1}{8}$ in. Openings Between Intervening Bars
Spokes in Loosely Woven Fabrics, for Table
Spreads, Doilies, Vase Mats, etc.

Has Return Feed.

No.	Plate	Name	Eac
*234705	—	Arm	\$ -
204163	12344	" Cap	1
200278H	12311	" " Screw	6
202248H	12307	" " Washer	0
213257	11095	" Plate	5
200571B	11090	" " Screw (2)	0
200010E	—	" Screw	0
202005	12308	" " Washer	0
203237	11636	" Shaft	1 7
204801	11640	" " Bushing (back) with 202260	3
202260	—	" " " " Oil Packing (wick)	0
200352c	11635	Arm Shaft Bushing (back) Set Screw	0
204802	11640	" " " (front) with 202036 and 202260	3
202260	—	Arm Shaft Bushing (front) Oil Packing (wick)	0
200502B	11635	Arm Shaft Bushing (front) Oil Packing Thumb Screw	2
202036	12310	Arm Shaft Bushing (front) Position Pin	01
200352c	11635	" " " " Set Screw	0
204804	11637	" " Connection with four 200054E (2)	8
200054E	12307	Arm Shaft Connection Screw	02
213806	11102	Auxiliary Feed Bar with 201807, 214038 and 214039	50
213807	11102	Auxiliary Feed Bar Cam with two 200383c	1 00
200383c	12311	" " " " Set Screw	05
213808	11102	" " " Lever with two 200383c	20

No.	Plate	Name	Each
200383c	12311	Auxiliary Feed Bar Lever Set Screw	\$ 02
201822	—	" " " Roller	12
201807	11099	" " " " 201822 with 200261F	20
200261F	—	Auxiliary Feed Bar Roller Screw Stud	08
213749	11102	" " " Spring	02
214039	11645	" " " " Stud	02
214038	11645	" " " " " Pin	01
213833	11106	" Piercer	25
213264	11097	" " Holder with 200117F and 200389c	75
213261	11097	Auxiliary Piercer Holder Bracket with two 200118F	35
200118F	11638	Auxiliary Piercer Holder Bracket Screw	02
200117F	11097	" " " Screw	02
200389c	11642	" " Set Screw	02
204174	11636	Balance Wheel, 5 $\frac{1}{4}$ in. diam. (belt groove 3 in. diam.), with 200328c and 200335c	1 00
200062H	12311	Balance Wheel Adjusting Screw	07
200328c	12311	" " Position Screw	04
200335c	12311	" " Set Screw	04
*213235	—	Red	—
*215749	—	" 213235 with 202062, 203249, 213191, two each 200362c, 200516E, 200840E and 202299	—
202258	12153	Red Hinge Connection (2)	08
200570E	12311	" " " Screw (4)	05
206125	11640	" Slide (back)	30
203301	11640	" " (front)	35
213710	11635	Bobbin	05
203210	12312	" Case Base with 202056, 203211 to 203213 and 203216	55
203211	12312	Bobbin Case Base Latch	05
*202056	12312	" " " " Pin	—
203212	12312	" " " " Plunger	02
203213	12312	" " " " Spring	01
203209	12312	" " Cap with 200984F, 203214, 203215 and two 200594F	25
203214	12312	Bobbin Case Tension Spring	10
200984F	12312	" " " " Regulating Screw	04
200594F	12312	Bobbin Case Tension Spring Screw	02
203215	12312	" " Thread Guide	05
200594F	12312	" " " " Screw	02
203216	12312	" " Washer (cloth).....Per 100	25
203217	12312	Bobbin Case complete, Nos. 203209 and 203210	80
213945	11636	Face Plate with 200355H, two each 200368H, 200397H, 202090 and 204281	1 15

Parts for Machine No. 72w18

No.	Plate	Name	Eac
200053c	12311	Face Plate Screw	\$ 0
213266	11097	" " Thread Guide	1
200161D	12319	" " " " Screw	0
225604	11093	" " " " Washer ..	0
213946	11636	Face Plate complete, Nos. 200098E, 200161D, 200318H, 202108, 202872, 213213, 213214, 213266, 213267, 213935, 213941 to 213945, 219866, 219867, 228026, 234703, two each 200089b, 200290E, 201537U, 204059, 213872 and three 225604	4 ?
213789	11090	Feed Bar with 204189	5
213765	---	" " 213789 with 200075E, 200214E, 201525E, 201535E and 204200	1 0
200214E	12310	Feed Bar Hinge Screw	1
201525E	12310	" " " " Nut	0
204188	12310	" " Spring	0
204189	11635	" " " Hook	0
212830	12283	" Dog	1 50
200106E	12311	" " Screw (2)	0
200075E	11090	" " Support Screw	0
201535E	11090	" " " " Nut	0
213173	11085	" Driving Cam and Gear, 51 teeth, with two 200383c	3 00
206609	---	Feed Driving Cam and Gear Driving Gear, 18 teeth	95
213218	11090	Feed Driving Cam and Gear Driving Gear 206609 with two 200348c	1 00
200348c	11090	Feed Driving Cam and Gear Driving Gear Set Screw	03
201816	12307	Feed Driving Cam and Gear Roller	12
201850	11090	" " " " " " 201816 with 200820c	27
200820c	11635	Feed Driving Cam and Gear Roller Stud	15
201517E	11090	" " " " " " " " " " Nut	05
200383c	12311	Feed Driving Cam and Gear Set Screw ..	02
214037	11639	" " " " " " Shaft	40
213245	11095	" " " " " " Bracket	60
200036E	11090	" " " " " " " " " " Screw (3)	04
213172	11636	Feed Driving Rock Shaft	40
213167	11636	" " " " " 213172 with 200002E, 201522E and 204193	85
202305c	12307	Feed Driving Rock Shaft Center (2)	06
200043c	12311	" " " " " " Set Screw (2)	04
204193	11639	Feed Driving Rock Shaft Connection with 200668c and 201525E	35

Parts for Machine No. 72w18

No.	Plate	Name	Each
200002E	12310	Feed Driving Rock Shaft Connection Hinge Screw	\$ 07
201522E	12310	Feed Driving Rock Shaft Connection Hinge Screw Nut	03
204200	11635	Feed Driving Rock Shaft Crank with 204189 (on left side) and two 200383c ..	35
200383c	12311	Feed Driving Rock Shaft Crank Set Screw	02
213188	11085	Feed Driving Segment Lever with 204293 and 213391	1 00
215700	11635	Feed Driving Segment Lever Clamp with 200031c	45
215702	---	Feed Driving Segment Lever Clamp 215700 with 215701	55
215701	11635	Feed Driving Segment Lever Clamp Block	10
200031c	12311	Feed Driving Segment Lever Clamp Pinch Screw	04
200668c	12310	Feed Driving Segment Lever Clamp Screw Stud	06
201525E	12310	Feed Driving Segment Lever Clamp Screw Stud Nut	03
203741	---	Feed Driving Segment Lever Crank with two 200363c	35
213246	11097	Feed Driving Segment Lever Crank 203741 with 201517E and 201850	65
200363c	11635	Feed Driving Segment Lever Crank Set Screw	03
200780B	11091	Feed Driving Segment Lever Crank Stop Screw with 204027	10
201517B	11090	Feed Driving Segment Lever Crank Stop Screw Nut	05
204027	---	Feed Driving Segment Lever Crank Stop Screw Packing (rawhide)	02
213391	11635	Feed Driving Segment Lever Shaft	15
204293	12308	" " " " " Pin ..	01
213809	11101	" " " " " " Sleeve (split) (left)	25
204196	12307	Feed Driving Segment Lever Shaft Sleeve (split) (right)	25
200043c	12311	Feed Driving Segment Lever Shaft Sleeve Set Screw (2)	04
201524E	12310	Feed Driving Segment Lever Shaft Sleeve Set Screw Nut (2)	03
213397	11099	Feed Lifting Cam with 204020 and two 200383c	1 00
200383c	12311	Feed Lifting Cam Set Screw	02
213796	11637	" " Rock Shaft	30
203321	11637	" " " " 213796 with 203238 ..	65

No.	Plate	Name	Eac
202305c	12307	Feed Lifting Rock Shaft Center (2)	\$ 0
200043c	12311	" " " " " Set Screw (2)	0
213259	11099	Feed Lifting Rock Shaft Lever with 200049E and 201807	7
204020	—	Feed Lifting Rock Shaft Lever Cushion (leather)	0
200049E	—	Feed Lifting Rock Shaft Lever Pinch Screw	0
201822	—	Feed Lifting Rock Shaft Lever Roller	1
201807	11099	" " " " " " " 201822 with 200261F	20
200261F	—	Feed Lifting Rock Shaft Lever Roller Screw Stud	08
202276	12308	Feed Lifting Rock Shaft Slide Block	15
203238	12308	" " " " " " " 202276 with 200243E and 201531E	35
200243E	12310	Feed Lifting Rock Shaft Slide Block Hinge Screw	08
201531E	12308	Feed Lifting Rock Shaft Slide Block Hinge Screw Nut	03
204206	11638	Feed Regulating Handle	10
204713	—	" " " " 204206 with 200098F, 202622, 204208, 204209, 204213, 204714 and 204925	55
204208	12307	Feed Regulating Handle Adjustable Stop	05
200098F	12307	" " " " " " Screw	03
204925	11638	Feed Regulating Handle Adjustable Stop Screw Washer	01
204209	12307	Feed Regulating Handle Position Pin . .	01
204714	11638	" " " " Shaft	20
204211	11638	" " " " Crank with 200098F	20
204212	12307	Feed Regulating Handle Shaft Crank Link	15
200271E	12311	Feed Regulating Handle Shaft Crank Link Hinge Screw (lower)	05
200291E	12307	Feed Regulating Handle Shaft Crank Link Hinge Screw (upper)	05
200098F	12307	Feed Regulating Handle Shaft Crank Set Screw	03
204213	12307	Feed Regulating Handle Shaft Sleeve (split)	15
200362c	12311	Feed Regulating Handle Shaft Sleeve Set Screw	03
202622	11638	Feed Regulating Handle Shaft Sleeve Washer	01

No.	Plate	Name	Each
202036	12310	Feed Regulating Handle Stop Pin	\$ 01
204715	—	Feed Regulating Handle complete, Nos. 200291E, 204211, 204212 and 204713	95
203239	—	Hook (sewing)	—
203240	12312	" 203239 with 200600E, 200616E and 203251	2 20
203290	12312	Hook and Bobbin Case complete, Nos. 203217 and 203240	3 00
203241	12312	Hook Bevel Gear Socket, 24 teeth	85
200555H	12312	" " " " Screw	05
203242	12344	" " Pinion, 24 teeth, with two 200383c (2)	1 00
200383c	12311	Hook Bevel Pinion Set Screw	02
203306	11639	" Counter Shaft	45
203244	12308	" " " Collar with two 200393c	20
200393c	12308	Hook Counter Shaft Collar Set Screw . .	02
203245	12344	" " " Driving Gear, 44 teeth, with 200362c and 200439c	1 00
200439c	12311	Hook Counter Shaft Driving Gear Posi- tion Screw	05
200362c	12311	Hook Counter Shaft Driving Gear Set Screw	03
203246	12344	Hook Counter Shaft Gear, 22 teeth, with two 200383c	75
200383c	12311	Hook Counter Shaft Gear Set Screw . . .	02
202299	—	" " " Oil Packing (wick)	01
200840E	12311	" " " " " " Stop Screw	10
213230	11636	Hook Driving Shaft	1 60
213191	11085	" " " Bearing with 202299	20
202299	—	" " " " Oil Packing (wick)	01
202126	12308	Hook Driving Shaft Bearing Position Pin	01
200516E	12311	" " " " Screw	08
203249	12344	" " " Bushing (eccentric)	25
202299	—	" " " " Oil Packing (wick)	01
200362c	12311	Hook Driving Shaft Bushing Set Screw . .	03
213141	11635	" " " Collar with two 200393c	20
200393c	12308	Hook Driving Shaft Collar Set Screw . .	02
203251	12312	" Gib	40
200600E	12312	" " Hinge Screw	02
200616E	12312	" " Screw	02
203307	12335	" Saddle (left) with 202299	1 25
213717	11639	" " (right) with 202299	1 25
202299	—	" " Oil Packing (wick)	01
200006E	12307	" " Screw (4)	07

No.	Plate	Name	Each
225585E	12319	Hook Saddle Screw Washer (4)	\$ 4
203254	12312	" Washer	4
203308	12335	Hook Saddle (left) complete, Nos. 200555H, 203241, 203254, 203290 and 203307	5 1
213718	11639	Hook Saddle (right) complete, Nos. 200555H, 203241, 203254, 203290 and 213717	5 1
213720	—	Hook Saddle Combination (left and right) complete, Nos. 203308 and 213718	10 7
227442	11637	Knee Lifter Connection Lever with 202446	1
227444	—	Knee Lifter Connection Lever 227442 with 227309, 227448 and two 200224H ..	7
200224H	11638	Knee Lifter Connection Lever Hinge Screw	1
227309	11125	Knee Lifter Connection Lever Lifting Rod with 202302	0
202302	12321	Knee Lifter Connection Lever Lifting Rod Cotter Pin	0
202446	11638	Knee Lifter Connection Lever Pin	0
227448	11637	" " Lifting Lever	2
200224H	11638	" " " " Hinge Screw ..	1
213244	11098	Needle Bar (hollow)	80
213387	11640	" " 213244 with 201206E and 213398	5 37
213222	11091	Needle Bar Bushing (2)	35
200346C	11091	" " " Set Screw (2)	03
204248	12307	" " Connecting Link	35
200658C	12307	" " " " Hinge Screw Stud	10
201519C	12307	Needle Bar Connecting Link Hinge Screw Stud Nut	03
204249	12308	Needle Bar Connecting Stud with 200072C and 202277	40
202277	—	Needle Bar Connecting Stud Oil Packing (wick)	01
200072C	12308	Needle Bar Connecting Stud Pinch Screw ..	03
221480	11654	" " Guide with 200086C	45
200086C	12308	" " " Pinch Screw	03
213256	11099	" " Thread Guide	15
213237	11099	" Holder (left) with two 200117E ..	1 50
213238	11099	" (right) with two 200117E ..	1 50
213236	11099	" " Bracket	1 00
213398	—	" " " 213236 with 213237, 213238, two each 200126E, 200797C, 201537H, 213239 and 225604	4 50
201206E	—	Needle Holder Bracket Screw	03
200126E	11642	" " Stop Screw	02

No.	Plate	Name	Each
213239	11099	Needle Holder Stop Screw Washer	\$ 02
200797C	11099	" " Stud	15
201537H	12319	" " " Nut	03
225604	11093	" " " Washer	02
200117E	11097	" Set Screw	02
221472	11653	" Vibrating Cam and Gear, 48 teeth	3 00
221475	—	" " " " " 221472 with 200062H and 213203	3 65
200062H	12311	Needle Vibrating Cam and Gear Adjust- ing Screw	07
221470	11654	Needle Vibrating Cam and Gear Driving Gear, 16 teeth, with two 200383C	1 00
200383C	12311	Needle Vibrating Cam and Gear Driving Gear Set Screw	02
213802	11098	Needle Vibrating Cam and Gear Segment Lever with 201809, 204928 and 215691	1 50
234706	—	Needle Vibrating Cam and Gear Segment Lever Bushing	35
204922	11099	Needle Vibrating Cam and Gear Segment Lever Connecting Link (lower or upper)	50
204923	11642	Needle Vibrating Cam and Gear Segment Lever Connecting Link Bushing (2) ..	10
200110B	10359	Needle Vibrating Cam and Gear Segment Lever Connecting Link Screw	02
204924	11638	Needle Vibrating Cam and Gear Segment Lever Connecting Link Screw Washer	03
213241	11098	Needle Vibrating Cam and Gear Segment Lever Connection (lower) with 214005	1 25
213242	11098	Needle Vibrating Cam and Gear Segment Lever Connection (upper) with 214005	1 25
213243	11098	Needle Vibrating Cam and Gear Segment Lever Connection Bracket	35
213277	—	Needle Vibrating Cam and Gear Segment Lever Connection Bracket 213243 with 213241, 213242, two each 204275B, 204922, 204924, 213265 and four 200110B	4 50
200571B	11090	Needle Vibrating Cam and Gear Segment Lever Connection Bracket Screw (lower)	05
200571B	11612	Needle Vibrating Cam and Gear Segment Lever Connection Bracket Screw (upper)	05
200791E	11638	Needle Vibrating Cam and Gear Segment Lever Connection Screw Stud Slide (2)	15
202104	11638	Needle Vibrating Cam and Gear Segment Lever Connection Screw Stud Slide Washer (2)	01

No.	Plate	Name	Eac
201581B	11638	Needle Vibrating Cam and Gear Segment Lever Connection Screw Stud Slide Wing Nut (2)	\$ 1
213265	11100	Needle Vibrating Cam and Gear Segment Lever Connection Slide Block	1
201275B	—	Needle Vibrating Cam and Gear Segment Lever Connection Slide Block Screw ..	0
206505	11100	Needle Vibrating Cam and Gear Segment Lever Connection Stop Block	1
200135E	11642	Needle Vibrating Cam and Gear Segment Lever Connection Stop Block Screw ..	0
225908	11100	Needle Vibrating Cam and Gear Segment Lever Connection Stop Block Screw Washer	0
206008	—	Needle Vibrating Cam and Gear Segment Lever Connection Stop Block complete, Nos. 200135E, 206505 and 225908 (2) ..	1
*214005	—	Needle Vibrating Cam and Gear Segment Lever Connection Stud with 204020 ..	—
201816	12307	Needle Vibrating Cam and Gear Segment Lever Roller	1
201809	11094	Needle Vibrating Cam and Gear Segment Lever Roller 201816 with 202556	20
202556	—	Needle Vibrating Cam and Gear Segment Lever Roller Stud	05
*204928	—	Needle Vibrating Cam and Gear Segment Lever Shaft	—
202574	11635	Needle Vibrating Cam and Gear Segment Lever Shaft Collar with 200380c	15
200380c	12319	Needle Vibrating Cam and Gear Segment Lever Shaft Collar Set Screw	02
215691	11642	Needle Vibrating Cam and Gear Segment Lever Shaft Position Pin	01
213203	11085	Needle Vibrating Cam and Gear Stud ..	60
201501B	11093	" " " " " " Nut	10
200343c	11093	" " " " " " Set Screw	03
213240	11100	Needle Vibrating Lever (2)	15
213250	11100	" " " Bearing (left) ..	15
234704	—	" " " " (right)	20
204020	—	" " " Friction (leather)	01
200117F	11097	" " " Set Screw	02
213831	11106	Piercer	25
213260	11095	" Bar	30
214003	—	" " 213260 with 213262 and 221481	1 00
221481	11654	" " Bushing (lower)	35
200352c	11635	" " " " Set Screw ..	03
213262	11100	" " " (upper)	20
200352c	11635	" " " " Set Screw	03
213248	11100	" " Driving Cam with two 200362c	1 00

No.	Plate	Name	Each
213258	11100	Piercer Bar Driving Cam Connection with 200057H and 200066D	\$ 75
213247	11642	Piercer Bar Driving Cam Connection 213258 with 200128E, 213248 and 213740	1 85
221461	11642	Piercer Bar Driving Cam Connection Crank with 200070c, 200740c and 201520H	75
200740c	11101	Piercer Bar Driving Cam Connection Crank Ball Screw	12
201520H	11101	Piercer Bar Driving Cam Connection Crank Ball Screw Nut	04
200070c	11642	Piercer Bar Driving Cam Connection Crank Pinch Screw	04
200057H	14202	Piercer Bar Driving Cam Connection Pinch Screw	03
200066D	11642	Piercer Bar Driving Cam Connection Pinch Screw	03
213740	11101	Piercer Bar Driving Cam Retaining Washer	05
200128E	11642	Piercer Bar Driving Cam Retaining Washer Screw	02
200362c	12311	Piercer Bar Driving Cam Set Screw	03
213249	11101	" " Lifting Bracket with two 200380c	50
200380c	12319	Piercer Bar Lifting Bracket Set Screw ..	02
213804	11639	" " " Rock Shaft	25
215720	11642	" " " " " Bushing (2)	25
200043c	12311	Piercer Bar Lifting Rock Shaft Bushing Set Screw (2)	04
201524E	12310	Piercer Bar Lifting Rock Shaft Bushing Set Screw Nut (2)	03
204197	11635	Piercer Bar Lifting Rock Shaft Collar with 200113F	15
200113F	10359	Piercer Bar Lifting Rock Shaft Collar Set Screw	03
213738	11642	Piercer Bar Lifting Rock Shaft Crank with 201812	1 00
213255	11098	Piercer Bar Lifting Rock Shaft Crank 213738 with 203339 and 213804	1 25
214004	11639	Piercer Bar Lifting Rock Shaft Crank 213255 with 213249	1 75
203339	11642	Piercer Bar Lifting Rock Shaft Crank Position Pin	02
201812	11642	Piercer Bar Lifting Rock Shaft Crank Roller and Stud	20
213253	11101	Piercer Holder with 200117F	1 90
200076D	11642	" " Screw	03
200117F	11097	" Set Screw	02

No.	Plate	Name	Ea
213791	11640	Presser Bar (hollow)	\$
204252	12308	" " Lifter	
200550c	12311	" " " Hinge Screw	
202179	11643	" " Lifting Bracket with 200387c	
204254	12307	" " " " Position Guide	
200362c	12311	Presser Bar Lifting Bracket Position Guide Set Screw	
200387c	11643	Presser Bar Lifting Bracket Set Screw ..	
204327	---	" " Packing Washer (felt)	Per 100
200504E	12310	Presser Bar Screw Bushing (lower)	0
204255	12310	" " Spring	
200491B	12344	" " Thumb Screw (pressure regulating)	1
200436F	14211	Presser Foot Adjusting Screw	0
200086F	12308	" " " " Clamp Screw	0
221479	14201	Presser Foot Hinge Pin	0
229685	14211	" " " Stud	1
200397H	14211	" " " Set Screw	0
221464	---	" " Plate (left)	1 2
221463	---	" " " (right)	1 3
229672	11646	" " Shank (left) with 200086F, 200397H and 200436F	1 5
221465	---	Presser Foot Shank 229672 with 221464 and 221479	2 8
229676	14213	Presser Foot Shank (right) with 200086F	1 2
221466	---	" " " 229676 with 221463 and 221479	2 6
200086F	12308	Presser Foot Shank (right) Set Screw ..	0
229674	14211	" " Spring	0
202737	11646	" " Collar with 200380c ..	2
200380c	12319	" " " Set Screw	0
221467	11654	Presser Foot (hinged) complete, Nos. 221465, 221466 and 229685	5 0
202068	12153	Spool Holder Base	1
204551	11636	" " " Bracket	1
200257D	11645	" " " Screw	08
204552	11636	Spool Holder Base Bracket complete, Nos. 204551, two each 200575H and 204297	7
200575H	12311	Spool Holder Base Screw	0
204296	12153	" " Wire	16
200079H	12311	" " " Hinge Screw	0
204297	12153	Spool Holder complete, Nos. 200079H, 202068 and 204296	2
212920	---	Take-up Cam with 200335c and 200430c ..	1 37
202268	11641	" " 212920 with 200383c, 200658c and 201519c	1 50

No.	Plate	Name	Each
03172	12307	Take-up Cam Friction Washer	\$ 05
00430c	12311	" " Position Screw	08
00383c	12311	" " " " Check Screw	02
00335c	12311	" " Set Screw	04
03311	11645	" Lever with 204265	75
21454	---	" " 203311 with 204263	90
04263	12310	" " Bearing with 204264	15
04264	11643	" " " Position Pin	01
00042F	12311	" " " Screw	05
04265	---	" " Oil Guard	05
001816	12307	" " Roller	12
203312	11645	Take-up Lever complete, Nos. 200042F, 201816 and 221454	1 00
202402	11643	Tension Disc	05
202090	11643	" " Position Pin	01
213267	11101	" Release Cam	25
200290F	11094	" " " Screw	05
201537H	12319	" " " " Nut	03
225604	11093	" " " " Washer	02
213213	11094	" " Lever	20
200290F	11094	" " " Screw	05
201537H	12319	" " " " Nut	03
213214	11094	" " " Spring	10
200318H	11645	" " " " Screw	04
234703	---	" " " Stop	03
202872	---	" " " " Position Pin	Per 100
202075	11643	Tension Release Plunger	03
214051	---	" " Slide	18
214052	11643	" " " 214051 with 204269	20
204269	12308	" " " Spring	02
204270	11643	" Spring	05
200632B	11643	" Stud	20
200397H	14211	" Set Screw	02
201572B	11643	" Thumb Nut	04
204271	11643	" Washer	05
213872	11643	Tension complete, Nos. 200632B, 201572B, 202075, 204270, 204271 and two 202402	50
213934	11644	Thread Controller Bracket	08
213935	---	" " " 213934 with 200152H, 213937 to 213939, two each 200315H, 202098, 213936 and four 213940	75
202108	---	Thread Controller Bracket Position Pin	01
200098F	12307	" " " Screw	03
213936	11644	" " Plate	12
202098	11644	" " Roller	05
213937	11644	" " " Guard (back)	10
213938	11644	" " " " (front)	10
213939	11644	" " " " Clamp	08

No.	Plate	Name	Each
200152H	11644	Thread Controller Roller Guard Clamp Screw	\$
213940	11644	Thread Controller Roller Guard Clamp Screw Washer
200315H	11644	Thread Controller Roller Screw	0
219866	11644	" " Spring (back)	0
219867	11644	" " " (front)	0
213942	11644	" " " Adjusting Collar (back)	0
200089D	11635	Thread Controller Spring Adjusting Collar (back) Clamp Screw	0
225604	11093	Thread Controller Spring Adjusting Collar (back) Clamp Screw Washer	0
213941	11644	Thread Controller Spring Adjusting Collar (front) with 200397H	0
200397H	14211	Thread Controller Spring Adjusting Collar (front) Set Screw	0
213943	11644	Thread Controller Spring Stop (adjustable)	0
200089D	11635	Thread Controller Spring Stop Screw ..	0
213944	11644	" " " Stud	0
200355H	12319	" " " " Set Screw	0
228026	14208	" " " " Washer ..	0
203313	11645	" Guide	1
204459	11645	" " (2)	0
204281	11643	" Retainer Guide Wire	0
202091	11643	" " Sleeve	0
202092	11643	" " Spring	0
204058B	11643	" " Stud	0
200368H	11643	" " " Set Screw	0
204059	11643	Thread Retainer complete, Nos. 202091, 202092 and 204058B	1
212828	12283	Throat Plate with 212869 and two 200587E	2 50
200161D	12319	Throat Plate Clamp Screw	04
212869	12283	" " Needle Guard	60
200587E	12278	" " " " Screw	02
202062	12308	" " Position Pin	01
200577H	12311	" " Screw	02

LIST OF PARTS COMPLETE

FOR

MACHINE No. 72w19

or Ornamental Hemstitching in Handkerchiefs, Shirt Waists, Neckties, Underwear, etc., with $\frac{1}{16}$ in. Openings.

Has Forward Feed.

No.	Plate	Name	Each
234705	---	Arm	\$ —
204163	12344	" Cap	10
200278H	12311	" " Screw	05
202248H	12307	" " " Washer	05
213257	11095	" Plate	50
200571B	11090	" " Screw (2)	05
200010E	---	" Screw	06
202005	12368	" " Washer	01
203237	11636	" Shaft	1 75
204801	11640	" " Bushing (back) with 202260 ..	35
202260	---	" " " " Oil Packing (wick)	01
200352c	11635	Arm Shaft Bushing (back) Set Screw ..	03
204802	11640	" " " (front) with 202036 and 202260	35
202260	---	Arm Shaft Bushing (front) Oil Packing (wick)	01
200502B	11635	Arm Shaft Bushing (front) Oil Packing Thumb Screw	25
202036	12310	Arm Shaft Bushing (front) Position Pin	01
200352c	11635	" " " " Set Screw ..	03
204804	11637	" " Connection with four 200054E (2)	80
200054E	12307	Arm Shaft Connection Screw	03
213827	11106	Auxiliary Piercer	25
213264	11097	" " Holder with 200117F and 200389c	75
213261	11097	Auxiliary Piercer Holder Bracket with two 200118F	35
200118F	11638	Auxiliary Piercer Holder Bracket Screw	02
200117F	11097	" " " Screw	02

No.	Plate	Name	Eac
200389c	11642	Auxiliary Piercee Set Screw	\$ 0
204174	11636	Balance Wheel, 5 1/2 in. diam. (belt groove 3 in. diam.), with 200328c and 200335c	1 0
200062H	12311	Balance Wheel Adjusting Screw	0
200328c	12311	" " Position Screw	0
200335c	12311	" " Set Screw	0
*213235	—	Bed	-
*215749	—	" 213235 with 202062, 203249, 213191, two each 200362c, 200516e, 200810e and 202299	-
202258	12153	Bed Hinge Connection (2)	0
200570E	12311	" " " Screw (4)	0
206125	11640	" Slide (back)	3
203301	11640	" " (front)	3
213710	11635	Bobbin	0
203210	12312	" Case Base with 202055, 203211 to 203213 and 203216	5
203211	12312	Bobbin Case Base Latch	0
*202056	12312	" " " " Pin	-
203212	12312	" " " " Plunger	0
203213	12312	" " " " Spring	0
203209	12312	" " Cap with 200984e, 203214, 203215 and two 200594e	2
203214	12312	Bobbin Case Tension Spring	10
200984E	12312	" " " " Regulating Screw	04
200594E	12312	Bobbin Case Tension Spring Screw	02
203215	12312	" " Thread Guide	05
200594E	12312	" " " " Screw	02
203216	12312	" " Washer (cloth).....Per 100	25
203217	12312	Bobbin Case complete, Nos. 203209 and 203210	80
213289	11089	Cord Holder	25
200809B	11097	" " Screw	15
213945	11636	Face Plate with 200355H, two each 200368H, 200397H, 202090 and 204281 ..	1 15
200053c	12311	Face Plate Screw	01
213266	11097	" " Thread Guide	10
200161D	12319	" " " " Screw	01
225604	11093	" " " " Washer ..	02
213946	11636	Face Plate complete, Nos. 200098E, 200161D, 200318H, 202108, 202872, 213213, 213214, 213266, 213267, 213935, 213941 to 213945, 219866, 219867, 228026, 234703, two each 200089D, 200290E, 201537H, 204059, 213872 and three 225604	4 35
213789	11090	Feed Bar with 204189	50
213765	—	" " 213789 with 200075E, 200214E, 201525E, 201535E and 204200	1 00

No.	Plate	Name	Each
200214E	12310	Feed Bar Hinge Screw	\$ 12
201525E	12310	" " " " Nut	03
204188	12310	" " Spring	03
204189	11635	" " " Hook	01
212827	12283	" Dog	1 50
200106E	12311	" " Screw (2)	02
200075E	11090	" " Support Screw	02
201535E	11090	" " " " Nut	03
206206	11095	" Driving Cam and Gear, 54 teeth, with two 200383c	3 00
206609	—	Feed Driving Cam and Gear Driving Gear, 18 teeth	95
213218	11090	Feed Driving Cam and Gear Driving Gear 206609 with two 200348c	1 00
200348c	11090	Feed Driving Cam and Gear Driving Gear Set Screw	03
201816	12307	Feed Driving Cam and Gear Roller	12
201850	11090	" " " " " 201816 with 200820c	27
200820c	11635	Feed Driving Cam and Gear Roller Stud	15
201517E	11090	" " " " " " "	05
200383c	12311	Feed Driving Cam and Gear Set Screw...	02
213233	11097	" " " " " Shaft	25
213245	11095	" " " " " " Bracket	60
200036E	11090	" " " " " " "	04
213172	11636	Feed Driving Rock Shaft	40
213167	11636	" " " " " 213172 with 200002E, 201522E and 204193	85
202305c	12307	Feed Driving Rock Shaft Center (2)	06
200043c	12311	" " " " " Set Screw (2)	04
204193	11639	Feed Driving Rock Shaft Connection with 200668c and 201525E	35
200002E	12310	Feed Driving Rock Shaft Connection Hinge Screw	07
201522E	12310	Feed Driving Rock Shaft Connection Hinge Screw Nut	03
204200	11635	Feed Driving Rock Shaft Crank with 204189 (on left side) and two 200383c	35
200383c	12311	Feed Driving Rock Shaft Crank Set Screw	02
213188	11085	Feed Driving Segment Lever with 204293 and 213391	1 00
215700	11635	Feed Driving Segment Lever Clamp with 200031c	45
215702	—	Feed Driving Segment Lever Clamp 215700 with 215701	55

No.	Plate	Name	Each
215701	11635	Feed Driving Segment Lever Clamp Block	\$ 1
200031c	12311	Feed Driving Segment Lever Clamp Pinch Screw	0
200668c	12310	Feed Driving Segment Lever Clamp Screw Stud	0
201525E	12310	Feed Driving Segment Lever Clamp Screw Stud Nut	0
203741	----	Feed Driving Segment Lever Crank with two 200363c	3
213246	11097	Feed Driving Segment Lever Crank 203741 with 201517E and 201850	6
200363c	11635	Feed Driving Segment Lever Crank Set Screw	03
213391	11635	Feed Driving Segment Lever Shaft	15
204293	12308	" " " " " Pin	01
213809	11101	" " " " " Sleeve (split) (left)	25
204196	12307	Feed Driving Segment Lever Shaft Sleeve (split) (right)	25
200043c	12311	Feed Driving Segment Lever Shaft Sleeve Set Screw (2)	04
201524E	12310	Feed Driving Segment Lever Shaft Sleeve Set Screw Nut (2)	03
213234	11097	Feed Lifting Cam with 204020 and two 200383c	1 00
200383c	12311	Feed Lifting Cam Set Screw	02
213796	11637	" " Rock Shaft	30
203321	11637	" " " " " 213796 with 203238	65
202305c	12307	Feed Lifting Rock Shaft Center (2)	06
200043c	12311	" " " " " Set Screw (2)	04
213259	11099	Feed Lifting Rock Shaft Lever with 200049E and 201807	75
204020	----	Feed Lifting Rock Shaft Lever Cushion (leather)	01
200049E	----	Feed Lifting Rock Shaft Lever Pinch Screw	03
201822	----	Feed Lifting Rock Shaft Lever Roller	12
201807	11099	" " " " " " " 201822 with 200261F	20
200261F	----	Feed Lifting Rock Shaft Lever Roller Screw Stud	08
202276	12308	Feed Lifting Rock Shaft Slide Block	15
203238	12308	" " " " " " " 202276 with 200243E and 201531E	35
200243E	12310	Feed Lifting Rock Shaft Slide Block Hinge Screw	08

No.	Plate	Name	Each
201531E	12308	Feed Lifting Rock Shaft Slide Block Hinge Screw Nut	\$ 03
204206	11638	Feed Regulating Handle	10
204713	----	" " " " 204206 with 200098F, 202622, 204208, 204209, 204213, 204714 and 204925	55
204208	12307	Feed Regulating Handle Adjustable Stop	05
200098F	12307	" " " " " " Screw	03
204925	11638	Feed Regulating Handle Adjustable Stop Screw Washer	01
204209	12307	Feed Regulating Handle Position Pin ..	01
204714	11638	" " " " Shaft	20
204211	11638	" " " " " Crank with 200098F	20
204212	12307	Feed Regulating Handle Shaft Crank Link	15
200271E	12311	Feed Regulating Handle Shaft Crank Link Hinge Screw (lower)	05
200291E	12307	Feed Regulating Handle Shaft Crank Link Hinge Screw (upper)	05
200098F	12307	Feed Regulating Handle Shaft Crank Set Screw	03
204213	12307	Feed Regulating Handle Shaft Sleeve (split)	15
200362c	12311	Feed Regulating Handle Shaft Sleeve Set Screw	03
202622	11638	Feed Regulating Handle Shaft Sleeve Washer	01
202036	12310	Feed Regulating Handle Stop Pin	01
204715	----	Feed Regulating Handle complete, Nos. 200291E, 204211, 204212 and 204713 ...	95
*203239	----	Hook (sewing)	—
203240	12312	" 203239 with 200600F, 200616E and 203251	2 20
203290	12312	Hook and Bobbin Case complete, Nos. 203217 and 203240	3 00
203241	12312	Hook Bevel Gear Socket, 24 teeth	85
200555H	12312	" " " " " Screw	05
203242	12344	" " Pinion, 24 teeth, with two 200383c (2)	1 00
200383c	12311	Hook Bevel Pinion Set Screw	02
203306	11639	" Counter Shaft	45
203244	12308	" " " " Collar with two 200393c	20
200393c	12308	Hook Counter Shaft Collar Set Screw ..	02
203245	12344	" " " " Driving Gear, 44 teeth, with 200362c and 200439c	1 00

No.	Plate	Name	EaCh
200439c	12311	Hook Counter Shaft Driving Gear Position Screw	\$ 01
200362c	12311	Hook Counter Shaft Driving Gear Set Screw	01
203246	12344	Hook Counter Shaft Gear, 22 teeth, with two 200383c	75
206383c	12311	Hook Counter Shaft Gear Set Screw	01
202299	—	" " " Oil Packing (wick)	01
200840E	12311	" " " " " "	10
		Stop Screw	10
213230	11636	Hook Driving Shaft	1 66
213191	11085	" " " Bearing with 202299	20
202299	—	" " " " Oil Packing (wick)	01
202126	12308	Hook Driving Shaft Bearing Position Pin	01
200516E	12311	" " " " Screw	08
203249	12344	" " " " Bushing (eccentric)	25
202299	—	" " " " Oil Packing (wick)	01
200362c	12311	Hook Driving Shaft Bushing Set Screw	03
213141	11635	" " " " Collar with two 200393c	20
200393c	12308	Hook Driving Shaft Collar Set Screw	02
203251	12312	" " " " Gib	40
200600F	12312	" " " " Hinge Screw	02
200616F	12312	" " " " Screw	02
203307	12335	" " " " Saddle with 202299	1 25
202299	—	" " " " Oil Packing (wick)	01
200006E	12307	" " " " Screw (4)	07
225585E	12319	" " " " Washer (4)	02
203254	12312	" " " " Washer	20
203308	12335	Hook Saddle complete, Nos. 200555H, 203241, 203254, 203290 and 203307	5 25
203462	—	Hook Saddle Combination complete, Nos. two 203308	10 50
227442	11637	Knee Lifter Connection Lever with 202446	15
227444	—	Knee Lifter Connection Lever 227442 with 227309, 227448 and two 200224H	70
200224H	11638	Knee Lifter Connection Lever Hinge Screw	12
227309	11125	Knee Lifter Connection Lever Lifting Rod with 202302	06
202302	12321	Knee Lifter Connection Lever Lifting Rod Cotter Pin	01
202446	11638	Knee Lifter Connection Lever Pin	03
227448	11637	" " " " Lifting Lever	25
200224H	11638	" " " " Hinge Screw	12

No.	Plate	Name	EaCh
213244	11098	Needle Bar (hollow)	\$ 80
213387	11640	" " " 213244 with 201206F and 213398	5 35
213222	11091	Needle Bar Bushing (2)	35
200346c	11091	" " " " Set Screw (2)	03
204248	12307	" " " " Connecting Link	35
200658c	12307	" " " " " Hinge Screw Stud	10
201519c	12307	Needle Bar Connecting Link Hinge Screw Stud Nut	03
204249	12308	Needle Bar Connecting Stud with 200072c and 202277	40
202277	—	Needle Bar Connecting Stud Oil Packing (wick)	01
200072c	12308	Needle Bar Connecting Stud Pinch Screw	03
221480	11654	" " " " Guide with 200086c	45
200086c	12308	" " " " Pinch Screw	03
213256	11099	" " " " Thread Guide	15
213237	11099	" " " " Holder (left) with two 200117F	1 50
213238	11099	" " " " (right) with two 200117F	1 50
213236	11099	" " " " Bracket	1 00
213398	—	" " " " 213236 with 213237, 213238, two each 200126F, 200797c, 201537H, 213239 and 225604	4 50
201206F	—	Needle Holder Bracket Screw	03
200126F	11642	" " " " Stop Screw	02
213239	11099	" " " " " Washer	02
200797c	11099	" " " " Stud	15
201537H	12319	" " " " Nut	03
225604	11093	" " " " Washer	02
200117F	11097	" " " " Set Screw	02
221472	11653	" " " " Vibrating Cam and Gear, 48 teeth	3 00
221475	—	" " " " " " " 221472 with 200062H and 213203	3 65
200062H	12311	Needle Vibrating Cam and Gear Adjusting Screw	07
221470	11654	Needle Vibrating Cam and Gear Driving Gear, 16 teeth, with two 200383c	1 00
200383c	12311	Needle Vibrating Cam and Gear Driving Gear Set Screw	02
213802	11098	Needle Vibrating Cam and Gear Segment Lever with 201809, 204928 and 215691	1 50
234706	—	Needle Vibrating Cam and Gear Segment Lever Bushing	35
204922	11099	Needle Vibrating Cam and Gear Segment Lever Connecting Link (lower or upper)	50
204923	11642	Needle Vibrating Cam and Gear Segment Lever Connecting Link Bushing (2)	10

No.	Plate	Name	Eac
200110B	10359	Needle Vibrating Cam and Gear Segment Lever Connecting Link Screw	\$ 0
204924	11638	Needle Vibrating Cam and Gear Segment Lever Connecting Link Screw Washer	0
213241	11098	Needle Vibrating Cam and Gear Segment Lever Connection (lower) with 214005	1 2
213242	11098	Needle Vibrating Cam and Gear Segment Lever Connection (upper) with 214005	1 2
213243	11098	Needle Vibrating Cam and Gear Segment Lever Connection Bracket	3
213277	---	Needle Vibrating Cam and Gear Segment Lever Connection Bracket 213243 with 213241, 213242, two each 201275B, 204922, 204924, 213265 and four 200410B	4 50
200571B	11090	Needle Vibrating Cam and Gear Segment Lever Connection Bracket Screw (lower)	05
200574E	11642	Needle Vibrating Cam and Gear Segment Lever Connection Bracket Screw (upper)	05
200791E	11638	Needle Vibrating Cam and Gear Segment Lever Connection Screw Stud Slide (2)	15
202104	11638	Needle Vibrating Cam and Gear Segment Lever Connection Screw Stud Slide Washer (2)	01
201581B	11638	Needle Vibrating Cam and Gear Segment Lever Connection Screw Stud Slide Wing Nut (2)	12
213265	11100	Needle Vibrating Cam and Gear Segment Lever Connection Slide Block	15
201275B	---	Needle Vibrating Cam and Gear Segment Lever Connection Slide Block Screw ..	08
206505	11100	Needle Vibrating Cam and Gear Segment Lever Connection Stop Block	10
200135E	11642	Needle Vibrating Cam and Gear Segment Lever Connection Stop Block Screw ..	03
225908	11100	Needle Vibrating Cam and Gear Segment Lever Connection Stop Block Screw Washer	02
206008	---	Needle Vibrating Cam and Gear Segment Lever Connection Stop Block complete, Nos. 200135E, 206505 and 225908 (2) ..	15
*214005	---	Needle Vibrating Cam and Gear Segment Lever Connection Stud with 204020 ..	—
201816	12307	Needle Vibrating Cam and Gear Segment Lever Roller	12
201809	11094	Needle Vibrating Cam and Gear Segment Lever Roller 201816 with 202556	20
202556	---	Needle Vibrating Cam and Gear Segment Lever Roller Stud	05

No.	Plate	Name	Each
*204928	---	Needle Vibrating Cam and Gear Segment Lever Shaft	\$ —
202574	11635	Needle Vibrating Cam and Gear Segment Lever Shaft Collar with 200380c	15
200380c	12319	Needle Vibrating Cam and Gear Segment Lever Shaft Collar Set Screw	02
215691	11642	Needle Vibrating Cam and Gear Segment Lever Shaft Position Pin	01
213203	11085	Needle Vibrating Cam and Gear Stud ..	60
201501B	11093	" " " " " " " " Nut	10
200343c	11093	" " " " " " " " Set Screw	03
213240	11100	Needle Vibrating Lever (2)	15
213250	11100	" " " " Bearing (left) ...	15
234704	---	" " " " " " (right)	20
204020	---	" " " " " " Friction (leather)	01
200117F	11097	" " " " " " Set Screw	02
213826	11106	Piercer	25
213260	11095	" Bar	30
214003	---	" " 213260 with 213262 and 221481	1 00
221481	11654	" " " " " " Bushing (lower)	35
200352c	11635	" " " " " " Set Screw ..	03
213262	11100	" " " " " " (upper)	20
200352c	11635	" " " " " " Set Screw	03
213248	11100	" " " " " " Driving Cam with two 200362c	1 00
213258	11100	" " " " " " Connection with 200057B and 200066B	75
213247	11642	Piercer Bar Driving Cam Connection 213258 with 200128E, 213248 and 213740	1 85
221461	11642	Piercer Bar Driving Cam Connection Crank with 200070c, 200740c and 201520B	75
200740c	11101	Piercer Bar Driving Cam Connection Crank Ball Screw	12
201520B	11101	Piercer Bar Driving Cam Connection Crank Ball Screw Nut	04
200070c	11642	Piercer Bar Driving Cam Connection Crank Pinch Screw	04
200057B	14202	Piercer Bar Driving Cam Connection Pinch Screw	03
200066B	11642	Piercer Bar Driving Cam Connection Pinch Screw	03
213740	11101	Piercer Bar Driving Cam Retaining Washer	05
200128E	11642	Piercer Bar Driving Cam Retaining Washer Screw	02
200362c	12311	Piercer Bar Driving Cam Set Screw	03
213249	11101	" " " " " " Lifting Bracket with two 200380c	50

No.	Plate	Name	Eac
209380c	12319	Piercer Bar Lifting Bracket Set Screw ..	\$ 0
213804	11639	" " " Rock Shaft	2
215720	11642	" " " " " Bushing (2)	2
200043c	12311	Piercer Bar Lifting Rock Shaft Bushing Set Screw (2)	0
201524E	12310	Piercer Bar Lifting Rock Shaft Bushing Set Screw Nut (2)	0
204197	11635	Piercer Bar Lifting Rock Shaft Collar with 200113F	15
200113F	10359	Piercer Bar Lifting Rock Shaft Collar Set Screw	03
213738	11642	Piercer Bar Lifting Rock Shaft Crank with 201812	1 00
213255	11098	Piercer Bar Lifting Rock Shaft Crank 213738 with 203339 and 213804	1 25
214004	11639	Piercer Bar Lifting Rock Shaft Crank 213255 with 213249	1 75
203339	11642	Piercer Bar Lifting Rock Shaft Crank Position Pin	02
201812	11642	Piercer Bar Lifting Rock Shaft Crank Roller and Stud	20
213253	11101	Piercer Holder with 200117F	1 00
200076D	11642	" " Screw	03
200117F	11097	" Set Screw	02
213791	11640	Presser Bar (hollow)	80
204252	12308	" " Lifter	20
200550c	12311	" " " Hinge Screw	08
202179	11643	" " Lifting Bracket with 200387c	25
204254	12307	" " " " Position Guide	30
200362c	12311	Presser Bar Lifting Bracket Position Guide Set Screw	03
200387c	11643	Presser Bar Lifting Bracket Set Screw ..	02
204327	—	" " Packing Washer (left) Per 100	25
200504E	12310	Presser Bar Screw Bushing (lower)	05
204255	12310	" " Spring	10
200491B	12344	" " Thumb Screw (pressure reg- ulating)	25
200436F	14211	Presser Foot Adjusting Screw	06
200086F	12308	" " " " " Clamp Screw	03
221479	14201	Presser Foot Hinge Pin	01
229685	14211	" " " Stud	10
200397H	14211	" " " " Set Screw	02
229706	14212	" " Plate (left)	1 25
229707	14212	" " " (right)	1 35
229677	14211	" " Shank (left) with 200086F, 200397H and 200436F	1 50

No.	Plate	Name	Each
229775	14214	Presser Foot Shank 229677 with 221479 and 229706	\$2 80
229796	14211	Presser Foot Shank (right) with 200086F	1 25
229776	14214	" " " 229796 with 221479 and 229707	2 60
200086F	12308	Presser Foot Shank (right) Set Screw ..	03
229674	14211	" " Spring	05
202737	11646	" " " Collar with 200380c	25
200380c	12319	" " " " Set Screw	02
229711	14214	Presser Foot (hinged) (narrow) com- plete, Nos. 229685, 229775 and 229776..	5 00
202068	12153	Spool Holder Base	15
204551	11636	" " " Bracket	15
200257D	11645	" " " " Screw	08
204552	11636	Spool Holder Base Bracket complete, Nos. 204551, two each 200575H and 204297	75
200575H	12311	Spool Holder Base Screw	05
201296	12153	" " Wire	10
200079H	12311	" " " Hinge Screw	02
204297	12153	Spool Holder complete, Nos. 200079H, 202068 and 204296	25
212920	—	Take-up Cam with 200335c and 200430c..	1 35
203268	11641	" " 212920 with 200383c, 200658c and 201519c	1 50
203172	12307	Take-up Cam Friction Washer	05
200430c	12311	" " Position Screw	08
200383c	12311	" " " " Check Screw	02
200335c	12311	" " Set Screw	04
203311	11645	" Lever with 204265	75
221454	—	" " 203311 with 204263	90
204263	12310	" " Bearing with 204264	15
204264	11643	" " " Position Pin	01
200042F	12311	" " " Screw	05
204265	—	" " Oil Guard	05
201816	12307	" " Roller	12
203312	11645	Take-up Lever complete, Nos. 200042F, 201816 and 221454	1 00
202402	11643	Tension Disc	05
202090	11643	" " Position Pin	01
213267	11101	" Release Cam	25
200290F	11094	" " " Screw	05
201537H	12319	" " " " Nut	03
225604	11093	" " " " Washer	02
213213	11094	" " Lever	20
200290F	11094	" " " Screw	05
201537H	12319	" " " " Nut	03
213214	11094	" " " Spring	10
200318H	11645	" " " " Screw	04

No.	Plate	Name	Each
234703	—	Tension Release Lever Stop	\$ 0
202872	—	" " " " Position Pin Per 100	
202075	11643	Tension Release Plunger	
214051	—	" " Slide	
214052	11643	" " " 214051 with 204269	
204269	12308	" " " Spring	
204270	11643	" Spring	
200632B	11643	" Stud	
200397H	14211	" " Set Screw	
201572B	11643	" Thumb Nut	
204271	11643	" Washer	
213872	11643	Tension complete, Nos. 200632B, 201572B, 202075, 204270, 204271 and two 202402	5
213934	11644	Thread Controller Bracket	0
213935	—	" " " 213934 with 200152H, 213937 to 213939, two each 200315H, 202098, 213936 and four 213940	7
202108	—	Thread Controller Bracket Position Pin..	0
200098F	12307	" " " Screw	0
213936	11644	" " Plate	1
202098	11644	" " Roller	0
213937	11644	" " " Guard (back)	1
213938	11644	" " " " (front)	1
213939	11644	" " " " Clamp	0
200152H	11644	" " " " " Screw	0
213940	11644	" " " " " " "	
		Washer	0
200315H	11644	Thread Controller Roller Screw	0
219866	11644	" " Spring (back)	0
219867	11644	" " " (front)	0
213942	11644	" " " Adjusting Collar (back)	0
200089D	11635	Thread Controller Spring Adjusting Col- lar (back) Clamp Screw	01
225604	11093	Thread Controller Spring Adjusting Col- lar (back) Clamp Screw Washer	02
213941	11644	Thread Controller Spring Adjusting Col- lar (front) with 200397H	05
200397H	14211	Thread Controller Spring Adjusting Col- lar (front) Set Screw	0
213943	11644	Thread Controller Spring Stop (adjust- able)	08
200089D	11635	Thread Controller Spring Stop Screw ...	02
213944	11644	" " " Stud	02
200355H	12319	" " " " Set Screw	03
228026	14208	" " " " Washer ..	01
203313	11645	" Guide	10
204459	11645	" " (2)	02

No.	Plate	Name	Each
204281	11643	Thread Retainer Guide Wire	\$ 01
202091	11643	" " Sleeve	05
202092	11643	" " Spring	01
204058B	11643	" " Stud	07
200368H	11643	" " " Set Screw	02
204059	11643	Thread Retainer complete, Nos. 202091, 202092 and 204058B	15
212826	12283	Throat Plate with 212863 and two 200587E	2 50
200161D	12319	" " Clamp Screw	04
212863	12283	" " Needle Guard	50
200587E	12278	" " " " Screw	02
202062	12308	" " Position Pin	01
200577H	12311	" " Screw	02

ACCESSORIES

FOR MACHINE NO. 71W1

No.	Plate	Name	Each
213710	11635	Bobbin (5)	\$
225497	12153	" Case Screw Driver	
213822	11106	Piercer	
213823	11106	"	
15 x 1	---	Needles, six, size 14	Per doz.
225191	---	Drip Pan with four wood screws 1/2 in., No. 5	
200748H	12319	Machine Clamp Screw	1
225585H	12319	" " " Washer	1
201582B	12319	" " " Wing Nut	1
227488	12153	Machine Clamp complete, Nos. 200748H, 201582B and 225585H	2
41400	12153	Machine Rest Pin (wood)	0
36578	12153	Oiler with 36579	1
36579	12153	" Spout, 3 in. long	0
225498	12153	Screw Driver, 7 1/4 in. long	1
234702	---	Tweezers	1
225554	12153	Wrench (steel)	1

BOBBIN WINDER

Swing Automatic, Right Hand.

202470	12320	Bobbin Winder Base	11
202471	12320	" " Frame	11
200221D	12319	" " " Hinge Screw	11
202472	12319	" " " Spring	03
200161D	12319	" " " " Screw	04
202473	12320	" " Pulley with 200380c	26
200380c	12319	" " " Set Screw	03
202474	12320	" " Spindle	15
227522	12319	" " Stop Latch	10
200056E	12319	" " " " Screw	03
202477	12319	" " " " Thumb Lever	15
200299H	12319	" " " " " " "	05
		Hinge Screw	05
200299H	12319	Bobbin Winder Stop Latch Thumb Lever Joint Screw	05
201537H	12319	Bobbin Winder Stop Latch Thumb Lever Joint Screw Nut	03

Accessories

No.	Plate	Name	Each
02478	12319	Bobbin Winder Stop Latch Trip Lever	\$ 10
00299H	12319	" " " " " " "	05
		Hinge Screw	05
27523	12320	Bobbin Winder complete, Nos. 200056E, 200161D, 200221D, 201537H, 202470 to 202474, 202477, 202478, 227522, three 200299H and two round head wood screws 1 1/2 in., No. 14	1 35
02480	12320	Bobbin Winder Spool Holder Base with 200355H and 202484	15
02481	12320	Bobbin Winder Spool Holder Base Spool Pin	05
02482	12319	Bobbin Winder Spool Holder Tension Disc (lower or upper)	02
200011E	12319	Bobbin Winder Spool Holder Tension Disc Screw	05
200355H	12319	Bobbin Winder Spool Holder Tension Disc Screw Set Screw	03
202483	12319	Bobbin Winder Spool Holder Tension Disc Spring (brass)	01
202484	12319	Bobbin Winder Spool Holder Tension Disc Thread Guide	01
202485	12320	Bobbin Winder Spool Holder complete, Nos. 200011E, 202480, 202481, 202483, two 202482 and one wood screw, 1 in., No. 13H	35
227524	---	Bobbin Winder and Spool Holder complete, Nos. 202485 and 227523	1 65

KNEE LIFTER

227781	11125	Knee Lifter Rock Lever with 200522c and 200529c	35
227782	---	Knee Lifter Rock Lever 227781 with two each 202451 and 202452	50
227783	11125	Knee Lifter Rock Lever 227782 with 202985 and 227784	85
202453	11125	Knee Lifter Rock Lever Knee Plate with 200526c	17
202985	---	Knee Lifter Rock Lever Knee Plate 202453 with 202455	25
202455	11125	Knee Lifter Rock Lever Knee Plate Arm (short)	10
200522c	12319	Knee Lifter Rock Lever Knee Plate Arm Set Screw	06
200526c	12319	Knee Lifter Rock Lever Knee Plate Set Screw	05

No.	Plate	Name	Eac
202451	11125	Knee Lifter Rock Lever Lug with two wood screws $\frac{1}{4}$ in., No. 13H	\$ 4
202452	12319	Knee Lifter Rock Lever Lug Hinge Pin	1
227784	11125	" " " " Rod, 3 in. long, with 227785	1
*227785	---	Knee Lifter Rock Lever Rod Cap or Oil Guard	1
200529c	12319	Knee Lifter Rock Lever Rod Set Screw	1

(Other Knee Lifter Parts are listed with parts of machine head).

FOR MACHINE NO. 71W2

Same as for Machine No. 71w1 with the following exceptions:

15 x 1	---	Needles, three each, sizes 12 and 14, in place of six, size 14	2
--------	-----	--	---

(213822 Piercer and 213823 Piercer not used).

FOR MACHINE NO. 71W3

Same as for Machine No. 71w1 with the following exceptions:

15 x 1	---	Needles, three each, sizes 12 and 14, in place of six, size 14	20
213821	11106	Piercer, in place of 213823	10

FOR MACHINE NO. 72W12

Same as for Machine No. 71w1 with the following exceptions:

213710	11635	Bobbin (10), in place of (5)	05
15 x 3	---	Needles, twelve, size 10, in place of six 15x1	20
213825	11106	Piercer, in place of 213822	25
213828	11106	" " " " 213823	25
213829	11106	Auxiliary Piercer	25

FOR MACHINE NO. 72W13

Same as for Machine No. 71w1 with the following exceptions:

213710	11635	Bobbin (10), in place of (5)	05
12 x 1	---	Needles, six each, sizes 12 and 14, in place of six 15x1	20
213831	11106	Piercer, in place of 213822	25
213833	11106	Auxiliary Piercer, in place of 213823	25

FOR MACHINE NO. 72W14

Same as for Machine No. 71w1 with the following exceptions:

213710	11635	Bobbin (10), in place of (5)	05
12 x 1	---	Needles, six each, sizes 14 and 16, in place of six 15x1	20
213835	11107	Piercer, in place of 213822	80

(213823 Piercer not used).

FOR MACHINE NO. 72W15

Same as for Machine No. 71w1 with the following exceptions:

No.	Plate	Name	Each
13710	11635	Bobbin (10), in place of (5)	\$ 05
12 x 1	---	Needles, six each, sizes 14 and 16, in place of six 15x1	Per doz. 20
13836	11107	Piercer, in place of 213822	80

(213823 Piercer not used).

FOR MACHINE NO. 72W16

Same as for Machine No. 71w1 with the following exceptions:

13710	11635	Bobbin (10), in place of (5)	05
12 x 1	---	Needles, six each, sizes 14 and 16, in place of six 15x1	Per doz. 20
214059	11648	Piercer, in place of 213822	25
213838	11107	" " " " 213823	25
213834	11106	Auxiliary Piercer	25

FOR MACHINE NO. 72W17

Same as for Machine No. 71w1 with the following exceptions:

213710	11635	Bobbin (10), in place of (5)	05
12 x 1	---	Needles, six each, sizes 14 and 16, in place of six 15x1	Per doz. 20
214059	11648	Piercer, in place of 213822	25
213838	11107	" " " " 213823	25
213834	11106	Auxiliary Piercer	25

FOR MACHINE NO. 72W18

Same as for Machine No. 71w1 with the following exceptions:

213710	11635	Bobbin (10), in place of (5)	05
12 x 1	---	Needles, six each, sizes 12 and 14, in place of six 15x1	Per doz. 20
213831	11106	Piercer, in place of 213822	25
213833	11106	Auxiliary Piercer, in place of 213823	25

FOR MACHINE NO. 72W19

Same as for Machine No. 71w1 with the following exceptions:

213710	11635	Bobbin (10), in place of (5)	05
15 x 3	---	Needles, twelve, size 12, in place of six 15x1	Per doz. 20
213825	11106	Piercer, in place of 213822	25
213826	11106	" " " " 213823	25
213827	11106	Auxiliary Piercer	25

FEED DOGS**FOR MACHINES OF CLASS 71W**

No.	Plate	Name	Each
212802	12277	Feed Dog, for 212801, 212805, 212806, 212811, 212820 and 212821	\$1 :
212808	12278	Feed Dog, for 212807 and 221462	1 :
212804	12277	" " " 212803	1 :
212810	12278	" " " 212809	1 :

FOR MACHINES OF CLASS 72W

212827	12283	Feed Dog, for 212826	1 5
212829	12283	" " " 212828	1 5
212830	12283	" " " 212828	1 5
212832	12284	" " " 212831	1 5
212834	12284	" " " 212833	1 5
212836	12284	" " " 212835	1 5
212840	11648	" " " 212835	1 5

PRESSER BAR

204251	11640	Presser Bar (hollow) with 200074F, to be used with Presser Feet Nos. 206496, 229688, 229705, 229716, 229719, 229724, 229727 and 229821	80
--------	-------	---	----

PRESSER FEET**FOR MACHINES NOS. 71W1 AND 71W3**

No.	Plate	Name	Each
207125	14202	Presser Foot Clamp Washer (left or right)	\$ 03
221479	14201	Presser Foot Hinge Pin	01
206490	11646	" " Plate (left) with 200486D and 206650	1 35
206494	11646	Presser Foot Plate (right)	1 25
206489	14201	" " Shank (left) with 229949 ..	1 00
206492	-----	" " " 206489 with 206490 and 221479	2 35
206493	14204	Presser Foot Shank (right) with 229949	1 00
206495	-----	" " " 206493 with 206494 and 221479	2 25
206488	14202	Presser Foot Shank Bracket	60
200057F	14202	" " " Clamp Screw	03
201536E	14202	" " " " " Nut ..	03
206487	14202	" " " Slide (left)	25
207127	14202	" " " " (right)	25
229949	11646	" " " Spring Position Pin	01
206650	11646	" " (left) Strip Guide	05
200486D	14201	" " " " " Screw ..	05
206496	11646	Presser Foot (hinged) complete, Nos. 206487, 206488, 206492, 206495, 207127, two each 200057F, 201536E and 207125, to be used with Presser Bar 204251 ..	6 00
207126	14201	Presser Foot Pressure Regulating Guide with 200380c	60
200380c	12319	Presser Foot Pressure Regulating Screw	02
226021	14201	Presser Foot Shank Spring (left or right)	02
Note: Nos. 207126 and 226021 are necessary when Presser Feet Nos. 206496, 229688, 229705, 229716, 229719, 229724, 229727 and 229821 are used.			
207125	14202	Presser Foot Clamp Washer (left or right)	03
221479	14201	Presser Foot Hinge Pin	01
206490	11646	" " Plate (left) with 200486D and 206650	1 35
206494	11646	Presser Foot Plate (right)	1 25
206489	14201	" " Shank (left) with 229949	1 00
206492	-----	" " " 206489 with 206490 and 221479	2 35

No.	Plate	Name	Each
229678	14201	Presser Foot Shank (right)	\$1 4
229669	—	“ “ “ 229678 with 206494 and 221479	2 2
206488	14202	Presser Foot Shank Bracket	1
200057F	14202	“ “ “ Clamp Screw	0
201536E	14202	“ “ “ “ “ Nut	0
207127	14202	“ “ “ Slide (left)	2
229949	11646	“ “ “ Spring Position Pin	0
206650	11646	“ “ (left) Strip Guide	0
200486D	14201	“ “ “ “ “ Screw	0
229821	11646	Presser Foot (hinged) complete, Nos. 206488, 206492, 207127, 229669, two each 200057F, 201536E and 207125, to be used with Presser Bar 204251	6 0
207125	14202	Presser Foot Clamp Washer (left or right)	0
221479	14201	Presser Foot Hinge Pin	0
229686	14202	“ “ Plate (left)	1 3
229687	14202	“ “ “ (right)	1 2
206489	14201	“ “ Shank (left) with 229949	1 0
229784	14205	“ “ “ 206489 with 221479 and 229686	2 3
206493	14204	Presser Foot Shank (right) with 229949	1 00
229783	14205	“ “ “ 206493 with 221479 and 229687	2 2
206488	14202	Presser Foot Shank Bracket	60
200057F	14202	“ “ “ Clamp Screw	00
201536E	14202	“ “ “ “ “ Nut	00
206487	14202	“ “ “ Slide (left)	20
207127	14202	“ “ “ (right)	20
229949	11646	“ “ “ Spring Position Pin	01
229688	14202	Presser Foot (hinged) complete, Nos. 206487, 206488, 207127, 229783, 229784, two each 200057F, 201536E and 207125, to be used with Presser Bar 204251	6 00
200436F	14211	Presser Foot Adjusting Screw	06
200086F	12308	“ “ “ “ “ Clamp Screw	03
221479	14201	Presser Foot Hinge Pin	01
229685	14211	“ “ “ Stud	10
200397H	14211	“ “ “ “ Set Screw	02
229692	14216	“ “ Plate (left) with 200486D and 206491	1 45
229690	14216	Presser Foot Plate (right)	1 25
229679	14217	“ “ Shank (left) with 200086F, 200397H and 200436F	1 25
229770	14217	Presser Foot Shank 229679 with 221479, 229673 and 229692	3 00
229680	14217	Presser Foot Shank (right) with 200086F	1 50

No.	Plate	Name	Each
229771	14217	Presser Foot Shank 229680 with 221479, 229673 and 229690	\$2 50
200086F	12308	Presser Foot Shank (right) Set Screw	03
229673	14216	“ “ Spring (left or right) (heel)	01
206491	14201	“ “ (left) Strip Guide	05
200486D	14201	“ “ “ “ “ Screw	05
229694	14216	Presser Foot (hinged) complete, Nos. 229685, 229770 and 229771	5 00
200436F	14211	Presser Foot Adjusting Screw	06
200086F	12308	“ “ “ “ Clamp Screw	03
221479	14201	“ “ Hinge Pin	01
229685	14211	“ “ “ Stud	10
200397H	14211	“ “ “ “ Set Screw	02
229692	14216	“ “ Plate (left) with 200486D and 206491	1 45
229695	14218	Presser Foot Plate (right)	1 25
229679	14217	“ “ Shank (left) with 200086F, 200397H and 200436F	1 25
229770	14217	Presser Foot Shank 229679 with 221479, 229673 and 229692	3 00
229680	14217	Presser Foot Shank (right) with 200086F	1 50
229778	14218	“ “ “ 229680 with 221479, 229673 and 229695	2 50
200086F	12308	Presser Foot Shank (right) Set Screw	03
229673	14216	“ “ Spring (left or right) (heel)	01
206491	14201	“ “ (left) Strip Guide	05
200486D	14201	“ “ “ “ “ Screw	05
229696	14218	Presser Foot (hinged) complete, Nos. 229685, 229770 and 229778	5 00

FOR MACHINE NO. 71W2

200436F	14211	Presser Foot Adjusting Screw	06
200086F	12308	“ “ “ “ Clamp Screw	03
221479	14201	“ “ Hinge Pin	01
229685	14211	“ “ “ Stud	10
200397H	14211	“ “ “ “ Set Screw	02
229700	14211	“ “ Plate (left) with 200486D and 206491	1 45
229701	14211	Presser Foot Plate (right)	1 25
229677	14211	“ “ Shank (left) with 200086F, 200397H and 200436F	1 50
229780	14212	Presser Foot Shank 229677 with 221479 and 229700	3 00
229742	14211	Presser Foot Shank (right) with 200086F	1 25
229781	14212	“ “ “ 229742 with 221479 and 229701	2 50
200086F	12308	Presser Foot Shank (right) Set Screw	03
206491	14201	“ “ (left) Strip Guide	05
200486D	14201	“ “ “ “ “ Screw	05

No.	Plate	Name	Ea
229702	14211	Presser Foot (hinged) complete, Nos. 229685, 229780 and 229781	\$5

FOR MACHINES NOS. 72W12 AND 72W19

200436F	14211	Presser Foot Adjusting Screw	
200086F	12308	" " " " Clamp Screw	
221479	14201	" " Hinge Pin	
229685	14211	" " " Stud	
200397H	14211	" " " " Set Screw	
229706	14212	" " Plate (left)	1
229707	14212	" " " (right)	1
229677	14211	" " Shank (left) with 200086F, 200397H and 200436F	1
229775	14214	Presser Foot Shank 229677 with 221479 and 229706	2 1
229796	14211	Presser Foot Shank (right) with 200086F	1 1
229776	14214	" " " 229796 with 221479 and 229707	2 0
200086F	12308	Presser Foot Shank (right) Set Screw ..	0
229711	14214	Presser Foot (hinged) (narrow) complete, Nos. 229685, 229775 and 229776 ..	5 0
200436F	14211	Presser Foot Adjusting Screw	0
200086F	12308	" " " " Clamp Screw	0
221479	14201	" " Hinge Pin	0
229685	14211	" " " Stud	1
200397H	14211	" " " " Set Screw	0
229706	14212	" " Plate (left)	1 2
229835	---	" " " (right)	1 3
229677	14211	" " Shank (left) with 200086F, 200397H and 200436F	1 5
229775	14214	Presser Foot Shank 229677 with 221479 and 229706	2 8
229796	14211	Presser Foot Shank (right) with 200086F	1 2
229836	---	" " " 229796 with 221479 and 229835	2 6
200086F	12308	Presser Foot Shank (right) Set Screw ..	0
229837	11647	Presser Foot (hinged) complete, Nos. 229685, 229775 and 229836	5 0

FOR MACHINES NOS. 72W13 AND 72W18

200436F	14211	Presser Foot Adjusting Screw	00
200086F	12308	" " " " Clamp Screw	00
221479	14201	" " Hinge Pin	01
229685	14211	" " " Stud	10
200397H	14211	" " " " Set Screw	02
229706	14212	" " Plate (left)	1 25
221464	---	" " " "	1 25
229707	14212	" " " (right)	1 35
221463	---	" " " "	1 35

No.	Plate	Name	Each
29672	11646	Presser Foot Shank (left) with 200086F, 200397H and 200436F	\$1 50
29772	14213	Presser Foot Shank 229672 with 221479 and 229706	2 80
21465	---	Presser Foot Shank 229672 with 221464 and 221479	2 80
29676	14213	Presser Foot Shank (right) with 200086F	1 25
29773	14213	" " " 229676 with 221479 and 229707	2 60
21466	---	Presser Foot Shank 229676 with 221463 and 221479	2 60
200086F	12308	Presser Foot Shank (right) Set Screw ..	03
229708	14212	Presser Foot (hinged) (wide) complete, Nos. 229685, 229772 and 229773	5 00
221467	11654	Presser Foot (hinged) complete, Nos. 221465, 221466 and 229685	5 00

FOR MACHINES NOS. 72W14 AND 72W15

205979	11646	Presser Foot Hinge Pin	01
229728	14209	" " Plate (left)	1 25
229729	14209	" " " (right)	1 25
207136	14207	" " Shank (left) (adjustable) ..	75
229793	14209	" " " 207136 with 200175H, 205979, 207140 and 229728	2 00
207137	14207	Presser Foot Shank (right) (adjustable) ..	75
229794	14209	" " " 207137 with 200175H, 205979, 207140 and 229729	2 00
207138	14207	Presser Foot Shank Bracket	50
200112H	14208	" " " Screw	03
228026	14208	" " " " Washer	01
207140	14208	" " Spring	03
200175H	12308	" " " Screw	02
229730	14209	Presser Foot (hinged) (adjustable) complete, Nos. 207138, 229793, 229794, two each 200112H and 228026, to be used with Presser Bar 221468	4 75
205979	11646	Presser Foot Hinge Pin	01
229738	14208	" " Plate (left)	1 25
229737	14208	" " " (right)	1 25
207136	14207	" " Shank (left) (adjustable) ..	75
229787	14210	" " " 207136 with 200175H, 205979, 207140 and 229738	2 00
207137	14207	Presser Foot Shank (right) (adjustable) ..	75
229788	14210	" " " 207137 with 200175H, 205979, 207140 and 229737	2 00
229740	14210	Presser Foot Shank Bracket	50
200112H	14208	" " " Screw	03

No.	Plate	Name	Each
228026	14208	Presser Foot Shank Screw Washer	\$ 0
207140	14208	" " Spring	1
200175H	12308	" " " Screw	1
229741	14210	Presser Foot (hinged) (adjustable) complete, Nos. 229740, 229787, 229788, two each 200112H and 228026, to be used with Presser Bar 221468	4 7

FOR MACHINES NOS. 72W16 AND 72W17

205979	11646	Presser Foot Hinge Pin	0
229734	14207	" " Plate (left)	1 2
229735	14207	" " " (right)	1 2
207136	14207	" " Shank (left) (adjustable) ..	7
229789	14208	" " " 207136 with 200175H, 205979, 207140 and 229734	2 0
207137	14207	Presser Foot Shank (right) (adjustable) ..	7
229790	14208	" " " 207137 with 200175H, 205979, 207140 and 229735	2 0
207138	14207	Presser Foot Shank Bracket	50
200112H	14208	" " " Screw	0
228026	14208	" " " " Washer	01
207140	14208	" " Spring	0
200175H	12308	" " " Screw	02
229736	14207	Presser Foot (hinged) (adjustable) complete, Nos. 207138, 229789, 229790, two each 200112H and 228026, to be used with Presser Bar 221468	4 75

THROAT PLATES

FOR MACHINE NO. 71W1

No.	Plate	Name	Each
212801	12277	Throat Plate, for 212802	\$2 00
212803	12277	" " " 212804	2 00
212805	12277	" " " 212802	2 00
212806	12278	" " " 212802	2 00
212809	12278	" " " 212810	2 00
212841	12279	" " " 212802	2 00
212820	12281	" " " with 200587E and 212871, for 212802	2 25
212871	12281	Throat Plate Needle Guard	25

FOR MACHINE NO. 71W2

212807	12278	Throat Plate with 200587E and 212867, for 212808	2 00
221462	11648	Throat Plate with 200587E and 212867, for 212808	2 25
212867	12278	Throat Plate Needle Guard	25

FOR MACHINE NO. 71W3

212801	12277	Throat Plate, for 212802	2 00
--------	-------	--------------------------------	------

FOR MACHINES NOS. 72W12 AND 72W19

212826	12283	Throat Plate with 212863 and two 200587E, for 212827	2 50
212863	12283	Throat Plate Needle Guard	50

FOR MACHINES NOS. 72W13 AND 72W18

212828	12283	Throat Plate with 212869 and two 200587E, for 212829 and 212830	2 50
212869	12283	Throat Plate Needle Guard	60

FOR MACHINE NO. 72W14

212831	12284	Throat Plate, for 212832	2 25
--------	-------	--------------------------------	------

FOR MACHINE NO. 72W15

212833	12284	Throat Plate, for 212834	2 25
--------	-------	--------------------------------	------

FOR MACHINES NOS. 72W16 AND 72W17

212835	12284	Throat Plate with 200587E and 212870, for 212836 and 212840	2 50
212870	12284	Throat Plate Needle Guard	50

No.	Plate	Name	Eac
-----	-------	------	-----

PIERCERS

FOR MACHINE NO. 71W1

No.	Plate	Name	Each
213819	11106	Piercer	\$ 10
213820	11106	"	10
213821	11106	"	10
213822	11106	"	10
213823	11106	"	10
213824	11106	"	10
213845	11106	"	10

Note: Nos. 213819 to 213824 and 213845 made for stitches ranging from 16 to 9 to the inch.

FOR MACHINE NO. 71W3

213819	11106	Piercer	10
213820	11106	"	10
213821	11106	"	10
213822	11106	"	10
213823	11106	"	10

Note: Nos. 213819 to 213823 made for stitches ranging from 16 to 9 to the inch.

FOR MACHINE NO. 72W12

213825	11106	Piercer	25
213828	11106	"	25
213829	11106	Auxiliary Piercer	25
214020	11648	"	25

Note: Nos. 213825, 213828 and 213829 made for 11 stitches and 214020 for 13 stitches to the inch.

FOR MACHINES NOS. 72W13 AND 72W18

213830	11106	Piercer	25
213831	11106	"	25
213832	11106	Auxiliary Piercer	25
213833	11106	"	25
213834	11106	"	25

Note: Nos. 213830 to 213834 made for 8 stitches to the inch.

FOR MACHINE NO. 72W14

213835	11107	Piercer	80
--------	-------	---------------	----

Note: No. 213835 made for 10 stitches to the inch.

FOR MACHINE NO. 72W15

No.	Plate	Name	Each
213836	11107	Piercer	\$ 1

Note: No. 213836 made for 9 stitches to the inch.

FOR MACHINES NOS. 72W16 AND 72W17

213834	11106	Auxiliary Piercer	2
213837	11107	Piercer	1
213838	11107	"	2
213839	11107	Auxiliary Piercer	1
214021	11648	"	2
214022	11648	Piercer	2
214059	11648	"	2

Note: Nos. 213837 to 213839, 214021, 214022 and 214059 made for 8 stitches to the inch.

FOR MACHINE NO. 72W19

213825	11106	Piercer	2
213826	11106	"	2
213827	11106	Auxiliary Piercer	2

Note: Nos. 213825 to 213827 made for 10 stitches to the inch.

HEMMERS

No.	Plate	Name	Each
230192	11649	Hemmer on Shank, for hems $\frac{1}{4}$ to $\frac{1}{2}$ inch	\$2 75

Note: State width required on order.

HEMMER (REVERSE)

213190	11649	Hemmer on Shank, for hems $\frac{1}{4}$ to $\frac{3}{8}$ inch	2 50
--------	-------	---	------

Note: State width required on order.

HEMMER

(Right Hand)

Folds $\frac{5}{8}$ in. Hem.

230534	14608	Base Plate with 225706	60
225706	11648	" " Position Pin	01
200246B	11648	" " Screw	08
201525E	12310	" " " Nut	03
225708B	11648	" " Spring	10
230713	11650	Folder on Shank	3 50
200187B	11648	" " " Screw	04
230484	11618	" " " " Washer	05
230714	11651	Tongue with two 200133B	1 00
200133B	11648	" Screw	02
230711	11652	Hemmer complete, Nos. 200246B, 201525E, 225708B, 230484, 230534, 230713, 230714 and two 200187B	5 00

HEMMER

(Right Hand)

Folds $\frac{3}{8}$ in. Hem.

230534	14608	Base Plate with 225706	60
225706	11648	" " Position Pin	01
200246B	11648	" " Screw	08
201525E	12310	" " " Nut	03
225708B	11648	" " Spring	10
230715	11650	Folder on Shank	3 50
200187B	11648	" " " Screw	04
230484	11648	" " " " Washer	05

No.	Plate	Name	Eac
230716	11651	Tongue with two 200103D	\$1 0
200103D	11648	" Screw	0
230712	11652	Hemmer complete, Nos. 200246B, 201525E, 225708B, 230484, 230534, 230715, 230716 and two 200187B	5 0

HEMMER

(Right Hand)

Folds Hems from $\frac{3}{32}$ to $\frac{1}{4}$ in., in steps of $\frac{1}{16}$ inch.

Note: State width of hem required.

230534	14608	Base Plate with 225706	60
225706	11648	" " Position Pin	01
200246B	11648	" " Screw	08
201525E	12310	" " " Nut	03
225708B	11648	" " Spring	10
230532	14608	Folder on Shank	3 50
200187B	11648	" " " Screw	04
230484	11648	" " " " Washer	05
230533	14608	Tongue with two 200133B	1 00
200133B	11648	" Screw	02
230535	14609	Hemmer complete, Nos. 200246B, 201525E, 225708B, 230484, 230532 to 230534 and two 200187B	5 00

HEMMER

(Right Hand)

Folds Hems from $\frac{7}{16}$ to $2\frac{1}{2}$ in., in steps of $\frac{1}{16}$ inch.

Note: State width of hem required.

230534	14608	Base Plate with 225706	60
225706	11648	" " Position Pin	01
200246B	11648	" " Screw	08
201525E	12310	" " " Nut	03
225708B	11648	" " Spring	10
230540	11650	Folder on Shank	3 50
200187B	11648	" " " Screw	04
230484	11648	" " " " Washer	05
230539	11651	Tongue with two 200103D	1 00
200103D	11648	" Screw	02
230542	14609	Hemmer complete, Nos. 200246B, 201525E, 225708B, 230484, 230534, 230539, 230540 and two 200187B	5 00

HEMMER (REVERSE)

(Right Hand)

Folds Hems from $\frac{1}{4}$ to $2\frac{3}{4}$ in., in steps of $\frac{1}{16}$ inch.

Note: State width of hem required.

No.	Plate	Name	Each
230756	11651	Base Plate with 225706	\$1 00
225706	11648	" " Position Pin	01
200246B	11648	" " Screw	08
201525E	12310	" " " Nut	03
225708B	11648	" " Spring	10
230537	14608	Folder on Shank	3 50
200187B	11648	" " " Screw	04
230484	11648	" " " " Washer	05
230536	11608	Tongue with two 200103D	1 00
200103D	11648	" Screw	02
230538	11652	Hemmer (reverse) complete, Nos. 200246B, 201525E, 225708B, 230484, 230536, 230537, 230756 and two 200187B	5 50

HEMMER (ADJUSTABLE)

(Right Hand)

Folds Hems from $\frac{1}{2}$ to $2\frac{1}{4}$ inches.

230524	14606	Base Plate with 225706	40
225706	11648	" " Position Pin	01
200246B	11648	" " Screw	08
201525E	12310	" " " Nut	03
225708B	11648	" " Spring	10
230519	14606	Bracket (lower) with two 200978D	25
200158B	11648	" " Screw	04
230484	11648	" " Washer	05
230521	14606	" (upper) with 200462B and two 200160B	25
200078D	12307	Bracket (upper) Screw	03
230518	14606	Folder Arm and Guard (left)	2 00
200160B	11648	" " " " Screw	04
230520	14606	" and Arm (right)	2 00
200462B	10359	" " " " Adjustable Thumb Screw	10
226163	10359	Folder and Arm (right) Adjustable Thumb Screw Washer	01
230523	14606	Tongue (left) with two 200164B	60
200164B	11648	" " Screw	02
230522	14606	" (right) with two 200164B	1 00
200164B	11648	" " Screw	02
230525	14609	Hemmer (adjustable) complete, Nos. 200158B, 200246B, 201525E, 225708B, 226163, 230484 and 230518 to 230524 ..	6 50

HEMMER (REVERSE) (ADJUSTABLE)

(Right Hand)

Folds Hems from $\frac{1}{2}$ to $2\frac{1}{2}$ inches.

No.	Plate	Name	Eac
230529	14607	Base Plate with 225706	\$1 0
225706	11648	" " Position Pin	0
200246B	11648	" " Screw	0
201525E	12310	" " " Nut	0
225708B	11648	" " Spring	1
230528	14607	Folder Arm and Guard (left) with two 200155F	4 5
200187B	11648	Folder Arm and Guard (left) Screw	0
230484	11648	" " " " " " Washer	0
230526	14607	Folder and Arm (right) with two 200155F	2 00
200469B	11648	" " " " Adjustable Thumb Screw	11
226163	10359	Folder and Arm (right) Adjustable Thumb Screw Washer	01
230530	14607	Tongue (left)	1 06
230527	14607	" (right)	1 50
200155F	11648	" Screw	03
230531	14609	Hemmer (reverse) (adjustable) com- plete, Nos. 200246B, 200469B, 201525E, 225708B, 226163, 230484, 230526 to 230530 and two 200187B	10 00

HEMMER (ADJUSTABLE)

(Left Hand)

Folds Hems from $\frac{1}{2}$ to $2\frac{1}{4}$ inches

230516	14605	Base Plate with 225706	60
225706	11648	" " Position Pin	01
200246B	11648	" " Screw	08
201525E	12310	" " " Nut	03
225708B	11648	" " Spring	10
230515	14605	Bracket (lower) with two 200078D	50
200158B	11648	" " Screw	04
230484	11648	" " Washer	05
230514	14605	" (upper) with 200462B and two 200160B	50
200078D	12307	Bracket (upper) Screw	03
230510	14605	Folder Arm and Guard (right)	4 00
200160B	11648	" " " Screw	04
230511	14605	" and Arm (left)	4 00
200462B	10359	" " " " Adjustable Thumb Screw	10

No.	Plate	Name	Each
26163	10359	Folder and Arm (left) Adjustable Thumb Screw Washer	\$ 01
30512	14605	Tongue (left) with two 200164B	1 50
00164B	11648	" " Screw	02
30513	14605	" (right) with two 200164B	1 00
00164B	11648	" " Screw	02
30517	14609	Hemmer (adjustable) (left hand) com- plete, Nos. 200158B, 200246B, 201525E, 225708B, 226163, 230484 and 230510 to 230516	9 00

PLAITER

FOR MACHINES OF CLASS 71W

Folds Tuck Plaits.

No.	Plate	Name	Ea
225827	10357	Base Plate	\$3
225828	10357	" " Arm Bracket with two 200383c	1
225829	10358	" " " Shaft	
200383c	12311	" " " Set Screw	
200579E	10359	" " " Set Screw	1
225831	10358	Folder Bracket	1
225919	—	" " 225831 with 225830, 225833, two each 200110B and 200137c	2
225909	10358	Folder Bracket Guide Stop with 200382c	1
200382c	10359	" " " " Set Screw ..	1
225832B	10359	" " Stop Collar with 200113F ..	1
200113F	10359	" " " " Set Screw	0
225833	10358	" " " Spring	7
200137c	10359	" " " " Screw	0
225830	10358	" Guide	1 2
200110B	10359	" " Set Screw	0
225835	10358	Guide	2 7
225836	10358	" Adjustable Stop	5
200169B	10359	" " " Screw	0
200845B	10359	" Screw Stud	2
200651B	10359	" " " Handle Screw	0
226163	10359	" " " Washer	0
225839	10358	Space Guide	1 2
225840	10358	" " Bracket	7
200417A	10359	" " " Position Screw	0
201532E	11094	" " " " " Nut	0
225832B	10359	" " " Stop Collar with 200113F	1
200113F	10359	Space Guide Bracket Stop Collar Set Screw	0
200462B	10359	Space Guide Bracket Thumb Screw	10
200110B	10359	" " Set Screw	0
225841	—	Space Guide complete, Nos. 200417A, 200462B, 201532E, 225839, 225840 and two 200110B	2 15
225482	11652	Plaiter complete, Nos. 200169B, 200651B, 200845B, 225827 to 225829, 225835, 225836, 225841, 225909, 225919, 226163, two 225832B and three 200579E	12 00

BOX PLAITER

(ADJUSTABLE)

FOR MACHINES OF CLASS 72W

No.	Plate	Name	Each
230001	14526	Base Plate	\$4 00
230002	14526	" " " " Arm Bracket with two 200344c	5 00
200344c	14527	" " " " Adjusting Screw ..	03
200048B	14527	" " " " Screw	04
230003	14526	" " Cloth Guide (left)	1 00
230004	14526	" " " " (right)	1 00
200169B	10359	" " " " Screw	04
200048B	14527	" " " " Screw	04
230005	14527	Folder Blade (left) (adjustable)	50
230006	14527	" " (right) (adjustable)	50
230007	14526	" " Plate	3 00
200344c	14527	" " " Adjusting Screw	03
200053B	12311	" " " Screw	04
200169B	10359	" " " Screw	04
230008	14527	Presser Foot	1 50
230009	14528	Space Gauge (left)	75
230010	14528	" " (right)	75
230011	14528	" " Adjustable Slide (left)	1 00
230012	—	" " " " 230011 with 200176B, 200186B, 202603B and 230009 ..	1 75
230013	14528	Space Gauge Adjustable Slide (right) ..	1 00
230014	14529	" " " " 230013 with 200176B, 200186B, 202603B and 230010 ..	1 75
200186B	14527	Space Gauge Screw (long)	03
202603B	14527	" " " " Washer	01
200176B	14527	" " " (short)	02
200472B	14527	" " Thumb Screw	06
202603B	14527	" " " " Washer	01
230015	14529	Box Plaiter (adjustable) complete, Nos. 200472B, 202603B, 230001 to 230008, 230012, 230014, two 200053B, four 200169B and five 200048B	20 00

LAP SEAM FELLER

(ADJUSTABLE)

FOR MACHINES OF CLASS 72W

For Joining Lace to Cloth or Two Pieces of Cloth with

Double Hemstitch.

No.	Plate	Name	Each
230258	14581	Folder on Shank (left)	\$3 50
230259	14581	" " " (right)	3 50
230260	14581	" Base Plate	75
200157B	11648	" " " Screw	05
200170B	11648	" Screw	04
230261	14581	Lap Seam Feller (adjustable) complete, Nos. 230258 to 230260 and two 200170B	8 00

UNDER DRIVER

Ball Bearing, Right Hand, Round Belt, Two Speed.

No.	Plate	Name	Each
227370	11126	Cone Pulley (grooved), two speed, 4 $\frac{3}{8}$ in. and 5 $\frac{1}{2}$ in. belt diam., with 227553	\$1 35
25362	12321	Cone Pulley Ball, size $\frac{3}{8}$ in. Per 100	80
204100	12321	" " " Bearing Cup	12
204101	12321	" " " Cap	02
204102	12321	" " " Retaining Spring	05
227553	12322	Cone Pulley Ball Cup complete, Nos. 204100 to 204102 and thirteen 25362 ..	45
202459	11126	Driving Pulley, 7 $\frac{1}{4}$ in. diam., with 202460 and 204105	75
202460	11126	Driving Pulley Friction Ring (leather) ..	05
204105	12321	" " " " Stop Pin ..	01
227743	---	" " Shaft (hollow) with 204109, 204110, 204112 and two 204111	60
202461	11126	Driving Pulley Shaft 227743 with 204107, 204108 and eleven 25303	1 00
25303	12321	Driving Pulley Shaft Ball, size 1 inch Per 100	1 00
204107	12321	Driving Pulley Shaft Ball Cup	10
204108	12321	" " " " " Cap	02
204109	---	" " " Oil Plug	01
204110	---	" " " Oiling Leather	02
204111	---	" " " " " Pin (leather)	01
204112	12322	Driving Pulley Shaft Oiling Wick	01
200524c	12321	" " " Set Screw	06
204113	12321	" " " Thimble	10
227734	11126	Frame with 200524c	80
227970	---	Lever (compression) and Dress Guard with 204117, two each 200524c and 202845	60
227735	11126	Lever Brake with 200524c, 204122 and two 200374c	35
227736	11126	Lever Brake 227735 with 200082D and 227737	60
227737	11126	Lever Brake Belt Guard	20
200082D	12321	" " " " Screw	03
204122	12322	" " Leather	05
200374c	12321	" " " Set Screw	02
200524c	12321	" " Set Screw	06
204123	12322	" " Spring	05
204117	12321	" Compression Plate	10

No.	Plate	Name	Each
202845	12321	Lever Compression Plate Rivet	\$ 01
202464	11126	" " Shaft with 202302	20
202302	12321	" " " Cotter Pin	01
200524c	12321	" " " Set Screw	00
27070	11126	Shaft Pulley (sectional, grooved), 10 in. diam., 1 3/8 in. bore, with two 597c	45
597c	11648	Shaft Pulley Clamping Screw	08
227976	11126	Treadle with 200540b	45
227977	11126	" 227976 with 227602	60
227602	11126	" Adjustable Connecting Slide	20
200540d	11648	" " " " " Set Screw	10
202468	11126	Treadle Pitman Rod (lower or upper) ..	05
204126	12321	" " " Clamp with two 200530c	20
200530c	12321	Treadle Pitman Rod Clamp Set Screw ..	05
227980	11126	Treadle Pitman complete, Nos. 204126 and two 202468	30
204127	11126	Treadle Stand (left) with two wood screws 1 in., No. 13	08
204128	11126	Treadle Stand (right) with two wood screws 1 in., No. 13	08
227981	---	Treadle and Stand complete, Nos. 204127, 204128 and 227977	75
227982	---	Treadle and Pitman complete, Nos. 227980 and 227981	90
227740	---	Transmitter complete, Nos. 202459, 202461, 202464, 204113, 204123, 227370, 227734, 227736, 227970 and three wood screws 1 1/2 in., No. 15	3 00
227985	---	Under Driver (ball bearing) lever pres- sure, right hand, two speed, complete, Nos. 27070, 227740 and 227982	4 00

OBSOLETE PARTS

No.	Plate	Name	Each
213290	11652	Face Plate with 200366n, 202087, two each 200368n, 200397n and 202090, for 213291	\$1 15
213291	11652	Face Plate complete, Nos. 200161n, 200303n, 200577n, 202088, 202872, 213213, 213214, 213231, 213266, 213267, 213290, 234703, two each 200290f, 201537n, 204059, 213872 and 225604, for Machines of Class 72w	3 75
212818	12280	Feed Dog, for 212817	1 50
212813	12279	" " " 212812	1 50
212815	12279	" " " 212814, 212816 and 212819 ..	1 50
203250	12308	Hook Driving Shaft Collar with two 200393c	20
213202	11085	Needle Vibrating Cam and Gear, 48 teeth, for 213215	3 00
213215	11641	Needle Vibrating Cam and Gear 213202 with 200062n and 213203, for Machines Nos. 71w1 and 71w3	3 65
213198	11092	Needle Vibrating Cam and Gear Driving Gear, 16 teeth, with two 200383c	1 00
213205	11092	Needle Vibrating Cam and Gear Lever Shaft Sleeve (split), for Machines of Class 71w	35
213254	11098	Needle Vibrating Cam and Gear, 48 teeth, for 214008	3 00
214008	11641	Needle Vibrating Cam and Gear 213254 with 200079n and 213276, for 213217 ..	3 25
213217	11641	Needle Vibrating Cam and Gear 214008 with 200062n and 213203, for Machine No. 72w12	3 90
215697	11641	Needle Vibrating Cam and Gear, 48 teeth, for 215698	3 00
215698	---	Needle Vibrating Cam and Gear 215697 with 200062n and 213203, for Machines Nos. 72w13 to 72w19	3 65
213285	11095	Needle Vibrating Cam and Gear, 48 teeth, for 203742	3 00
203742	---	Needle Vibrating Cam and Gear 213285 with 200062n and 213203, for Machine No. 71w2	3 60
213208	11093	Needle Vibrating Lever Guide, for 213725 ..	20

No.	Plate	Name	Each
213725	11093	Needle Vibrating Rock Lever 214066 with 213206 and 213208, for Machine No. 71w1	\$1 25
213209	11093	Needle Vibrating Rock Lever Collar, for Machine No. 71w1	15
213811	11102	Piercer Bar Lifting Rock Shaft Bushing, for Machines of Class 72w	25
		Nos. 229681 to 229684, for 229705 and 229727.	
229681	14204	Presser Foot Bracket	60
229682	14204	" " Heel Spring	02
229683	14204	" " " " Post	15
229684	14204	" " " " Washer ..	05
229703	14204	" " Plate (left), for 229769	1 25
229704	14204	" " " (right), for 229795	1 35
206651	—	" " Shank (left) with 229949, for 229763 and 229769	1 00
229769	14206	Presser Foot Shank 206651 with 221479 and 229703, for 229705	2 25
206652	—	Presser Foot Shank (right) with 229949, for 229764 and 229795	1 00
229795	14206	Presser Foot Shank 206652 with 221479 and 229704, for 229705	2 35
229705	14204	Presser Foot (hinged) complete, Nos. 206487, 207127, 229681 to 229684, 229769, 229795, two each 200057E, 201536E and 207125, to be used with Presser Bar 204251, for Machines of Class 72w	6 00
229714	14202	Presser Foot Plate (left) with 200486D and 206650, for 229797	1 45
229715	14202	Presser Foot Plate (right), for 229782 ..	1 25
206484	11647	" " Shank (left) with 229949, for 229797	1 00
229797	14206	Presser Foot Shank 206484 with 221479 and 229714, for 229716	2 25
229782	14206	Presser Foot Shank 206493 with 221479 and 229715, for 229716	2 25
229716	14202	Presser Foot (hinged) complete, Nos. 206487, 206488, 207127, 229782, 229797, two each 200057E, 201536E and 207125, to be used with Presser Bar 204251, for Machines of Class 71w	6 00
229750	—	Presser Foot Plate (left) with 200486D and 206491, for 229767	1 45
229693	14216	Presser Foot Plate (right), for 229768 ..	1 25
229743	14213	" " Shank (left) with 200086E, 200397H and 200436E, for 229767	1 50
229767	—	Presser Foot Shank 229743 with 221479 and 229750, for 229691	3 00

No.	Plate	Name	Each
229768	14216	Presser Foot Shank 229796 with 221479 and 229693, for 229691	\$2 50
229691	14216	Presser Foot (hinged) complete, Nos. 229685, 229767 and 229768, for Machines of Class 71w	5 00
229722	—	Presser Foot Shank 206493 with 221479 and 229723, for 229724	2 25
229724	14203	Presser Foot (hinged) complete, Nos. 206487, 206488, 206492, 207127, 229722, two each 200057E, 201536E and 207125, to be used with Presser Bar 204251, for Machines of Class 71w	6 00
229723	14203	Presser Foot Plate (right), for 229722 and 229786	1 25
229786	14204	Presser Foot Shank 229678 with 221479 and 229723, for 229719	2 25
229719	14201	Presser Foot (hinged) complete, Nos. 206488, 206492, 207127, 229786, two each 200057E, 201536E and 207125, to be used with Presser Bar 204251, for Machines of Class 71w	6 00
229725	14205	Presser Foot Plate (left), for 229763	1 25
229726	14205	" " " (right), for 229764	1 35
229763	14203	" " Shank 206651 with 221479 and 229725, for 229727	2 25
229764	14203	Presser Foot Shank 206652 with 221479 and 229726, for 229727	2 35
229727	14205	Presser Foot (hinged) complete, Nos. 206487, 207127, 229681 to 229684, 229763, 229764, two each 200057E, 201536E and 207125, to be used with Presser Bar 204251, for Machines of Class 72w	6 00
229731	14210	Presser Foot Plate (left) with 200486D and 213648, for 229791	65
229732	14210	Presser Foot Plate (right), for 229792 ..	55
229791	14210	" " Shank 207136 with 200175H, 205979, 207140 and 229731, for 229733 ..	1 50
229792	14210	Presser Foot Shank 207137 with 200175H, 205979, 207140 and 229732, for 229733 ..	1 40
213648	14210	Presser Foot (left) Strip Guide, for 229731	05
229733	14209	Presser Foot (hinged) (adjustable) complete, Nos. 207138, 229791, 229792, two each 200112H and 228026, to be used with Presser Bar 221468, for Machines of Class 72w	3 50

No.	Plate	Name	Each
229739	14208	Presser Foot (hinged) (adjustable) complete, Nos. 207138, 229787, 229788, two each 200112u and 228026, to be used with Presser Bar 221468, for Machines of Class 72w	\$1 75
213805	11101	Thread Controller Roller Guard Washer Thread Guard, for 213231	05
213231	11647	Thread Controller complete, Nos. 200300c, 200581u, 202085, 202098, 204274, 204275, 204333 and 213805, for 213291	45
212812	12279	Throat Plate, for 212813, for Machine No. 71w1	2 25
212817	12280	Throat Plate, for 212818, for Machine No. 71w1	2 00
212814	12279	Throat Plate, for 212815, for Machine No. 71w1	2 00
212816	12280	Throat Plate, for 212815, for Machine No. 71w1	2 25
212819	12280	Throat Plate, for 212815, for Machine No. 71w1	2 00
212821	11647	Throat Plate, for 212802, for Machine No. 71w1	2 00

PLATE 10357--ONE-HALF SIZE




PLATE 10358-ONE-HALF SIZE

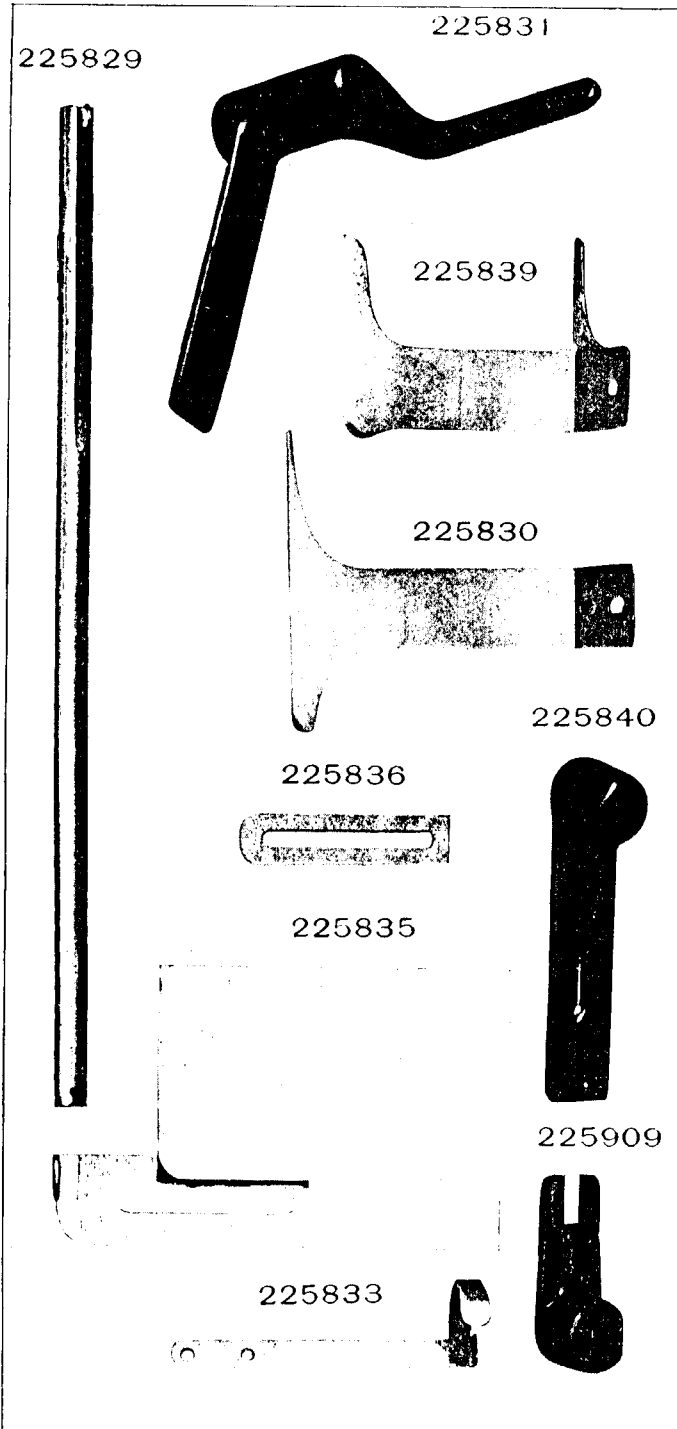


PLATE 10359-FULL SIZE

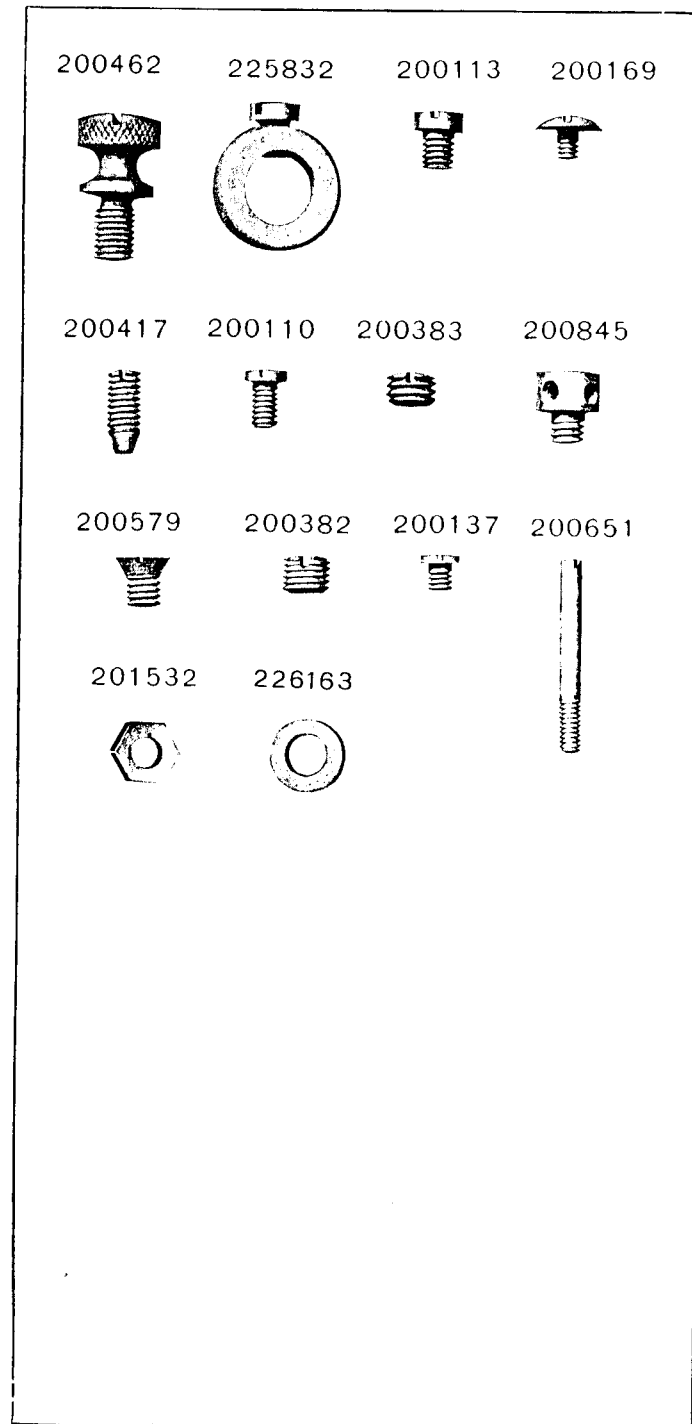


PLATE 11085-ONE-HALF SIZE

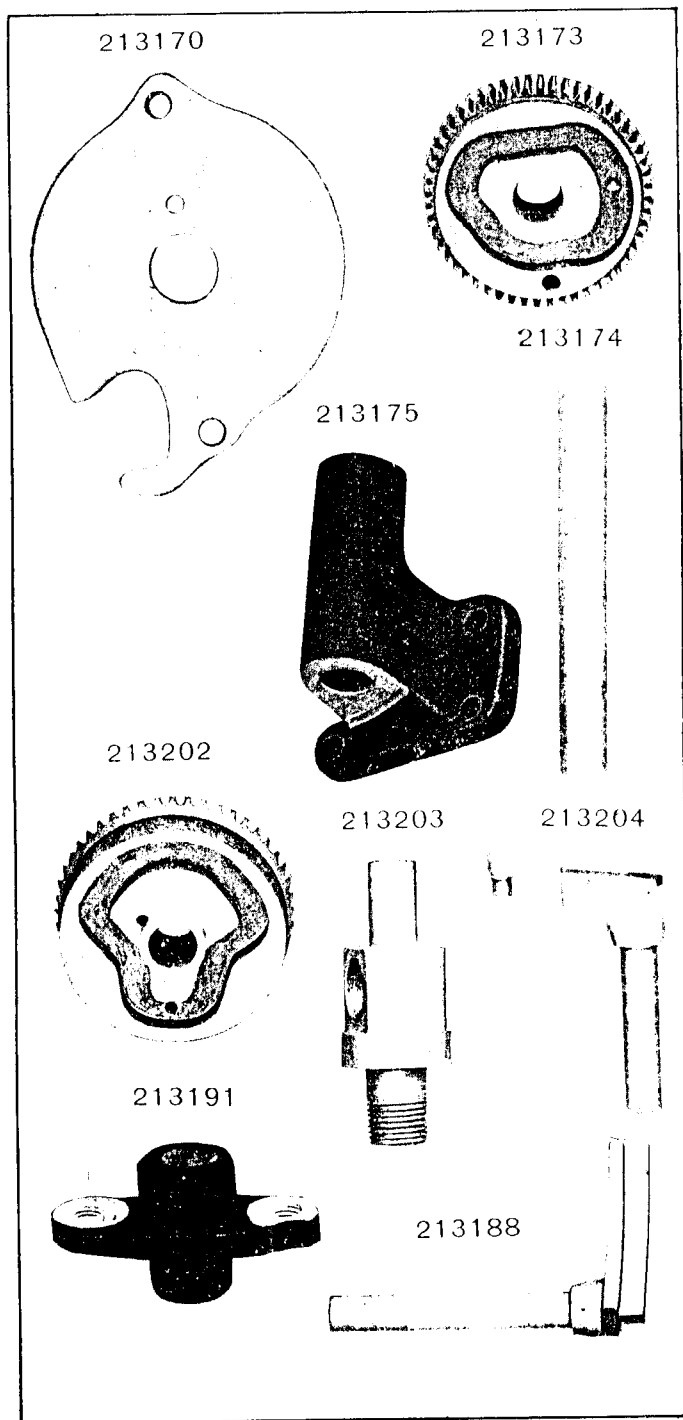


PLATE 11090-FULL SIZE

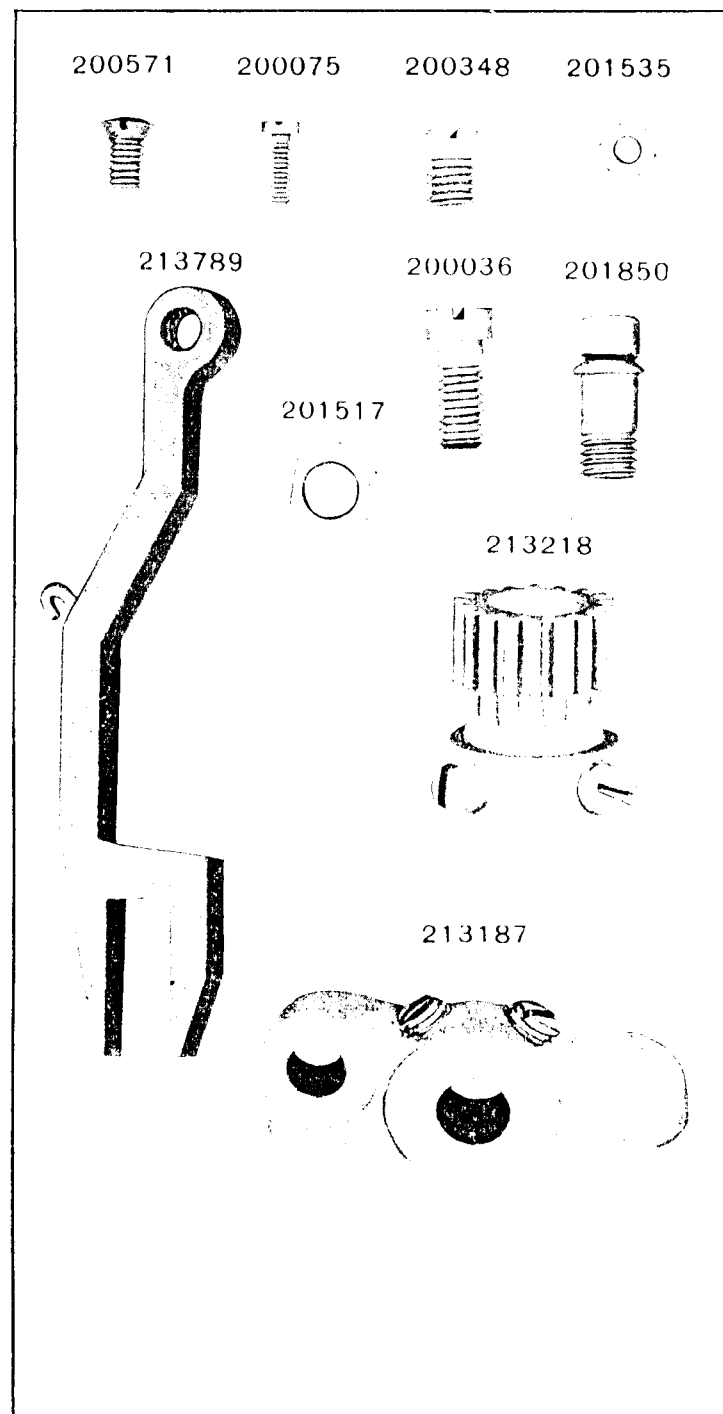


PLATE 11091-FULL SIZE

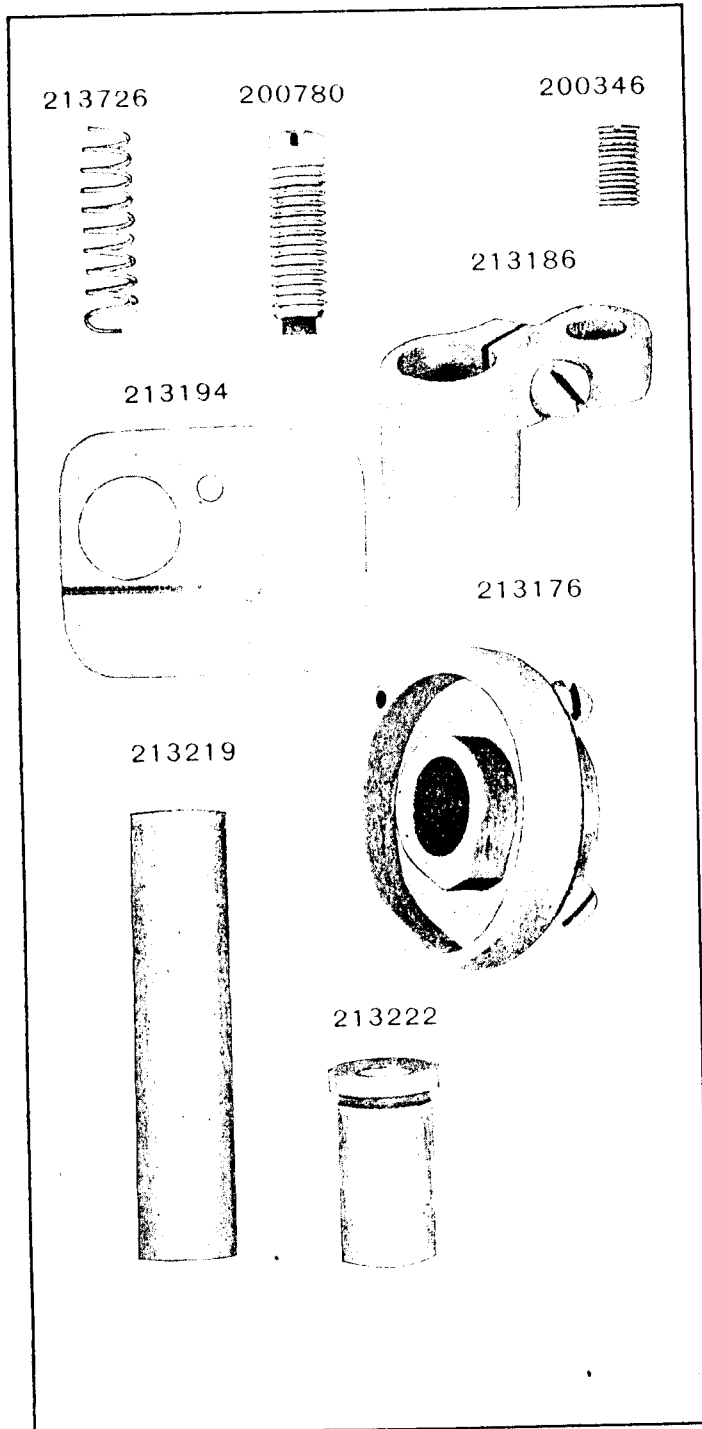


PLATE 11092-FULL SIZE

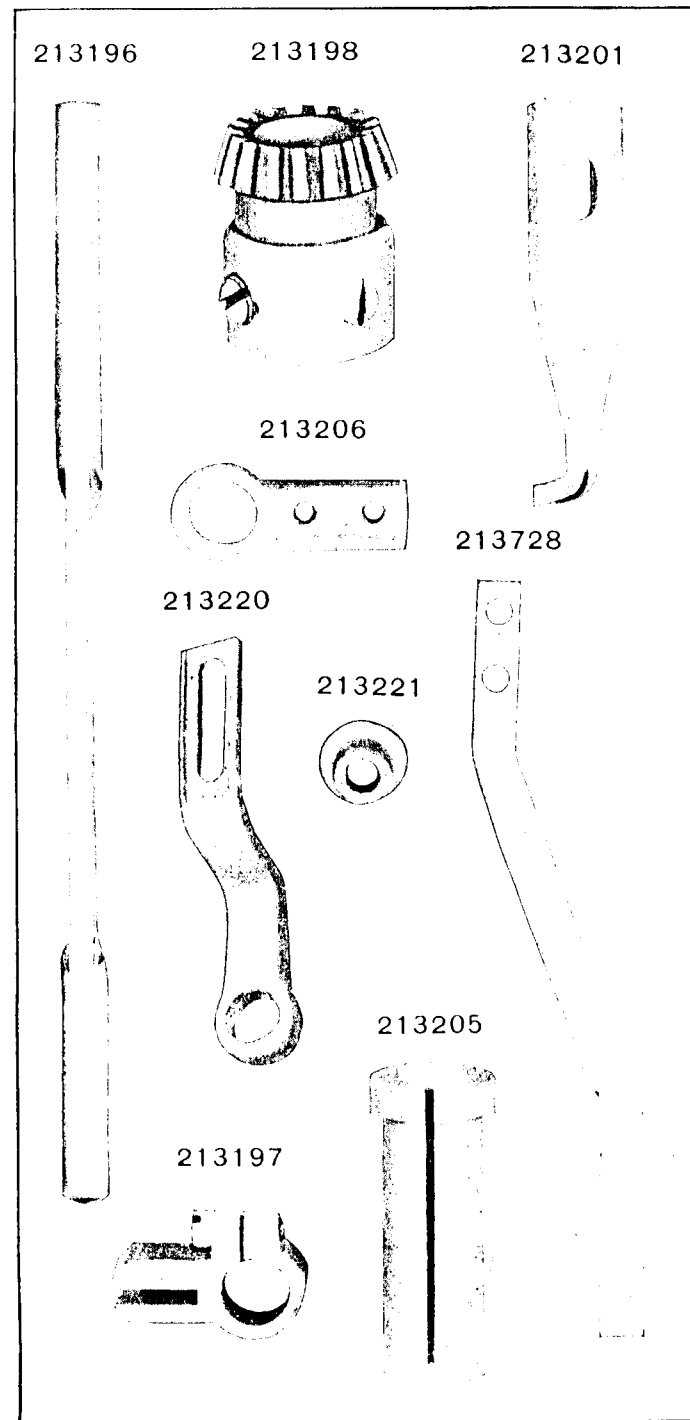


PLATE 11093—FULL SIZE

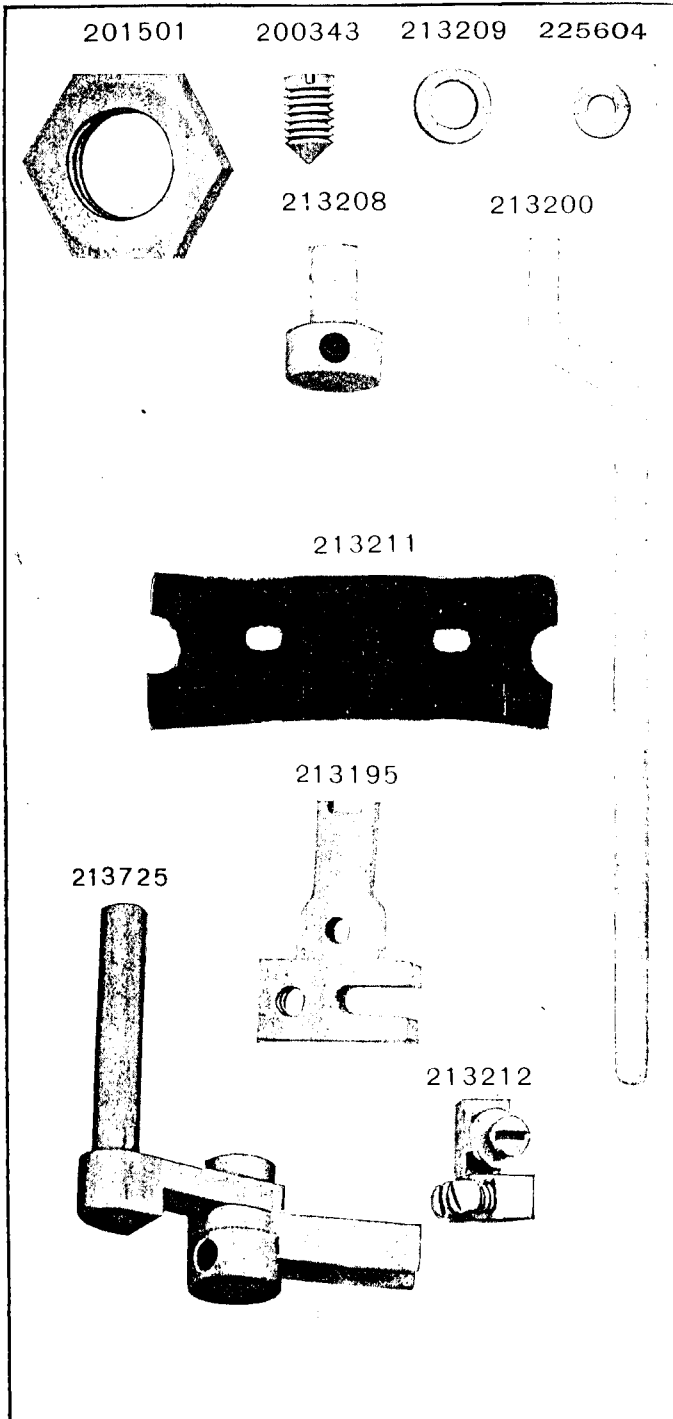


PLATE 11094—FULL SIZE

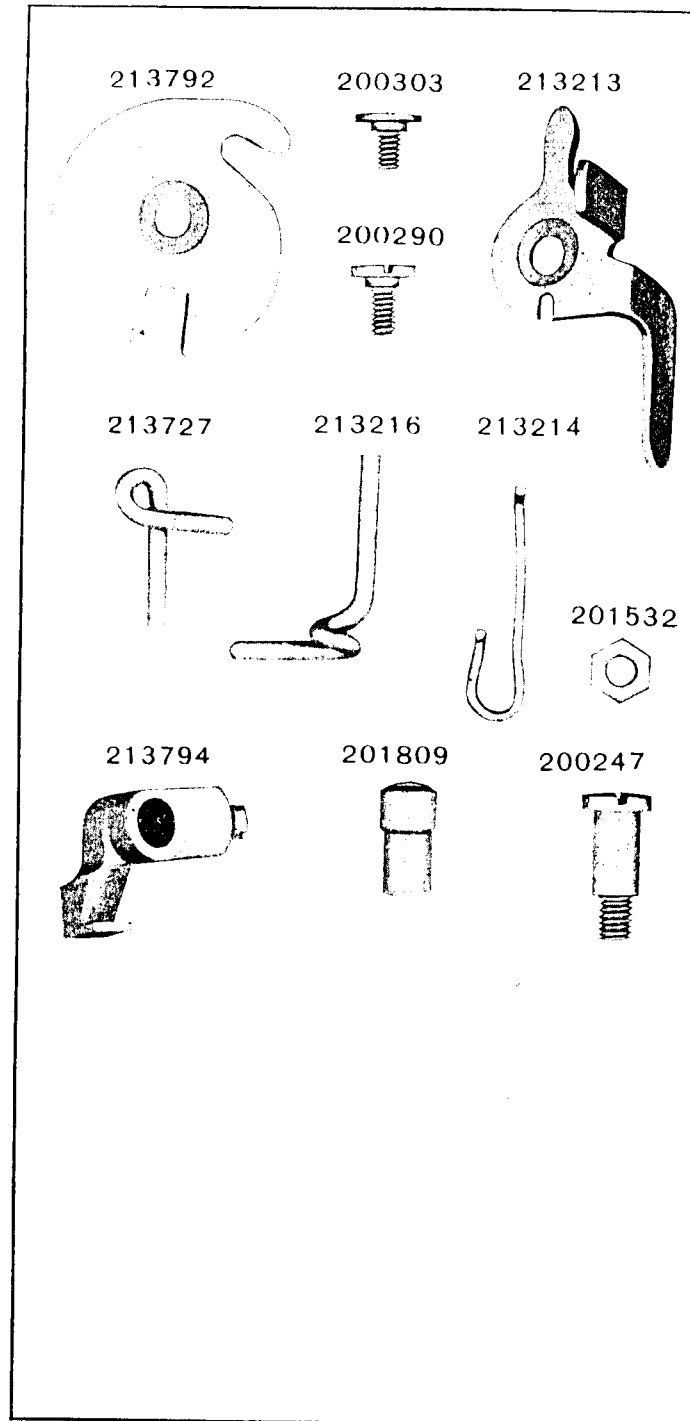


PLATE 11095—ONE-HALF SIZE

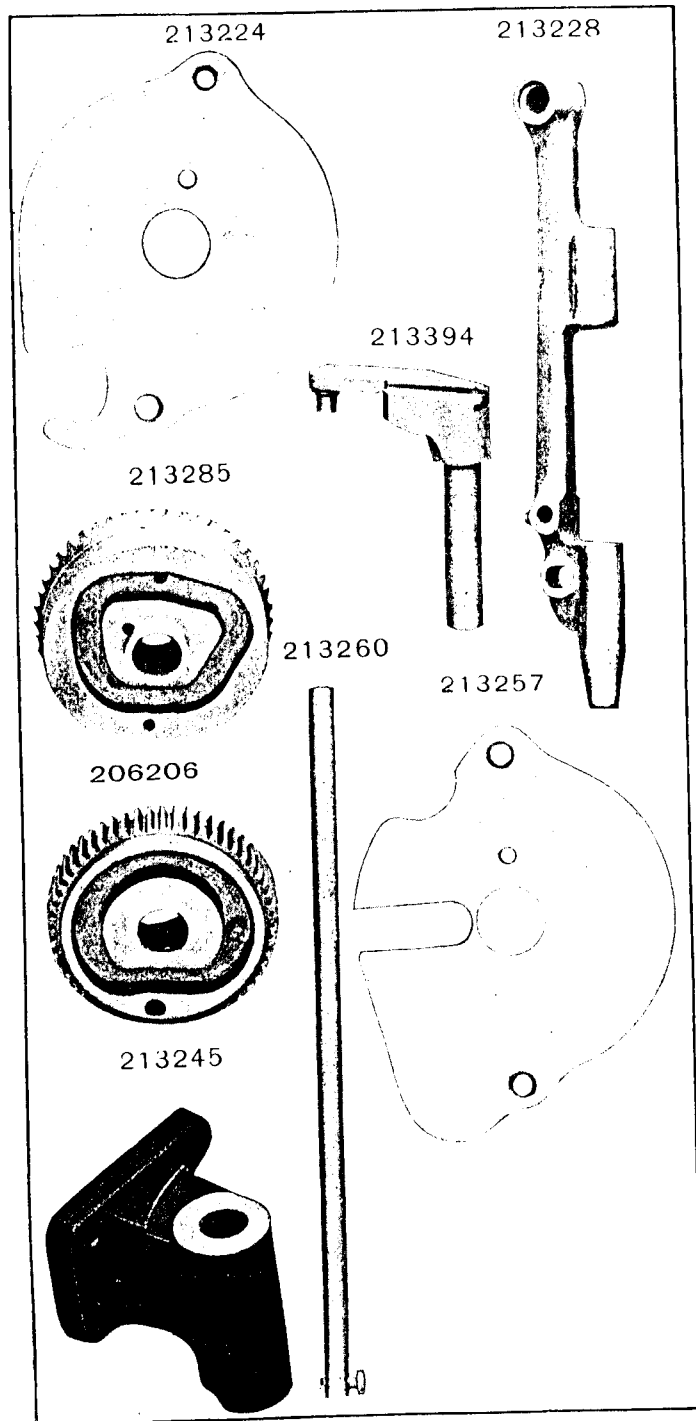


PLATE 11096—FULL SIZE

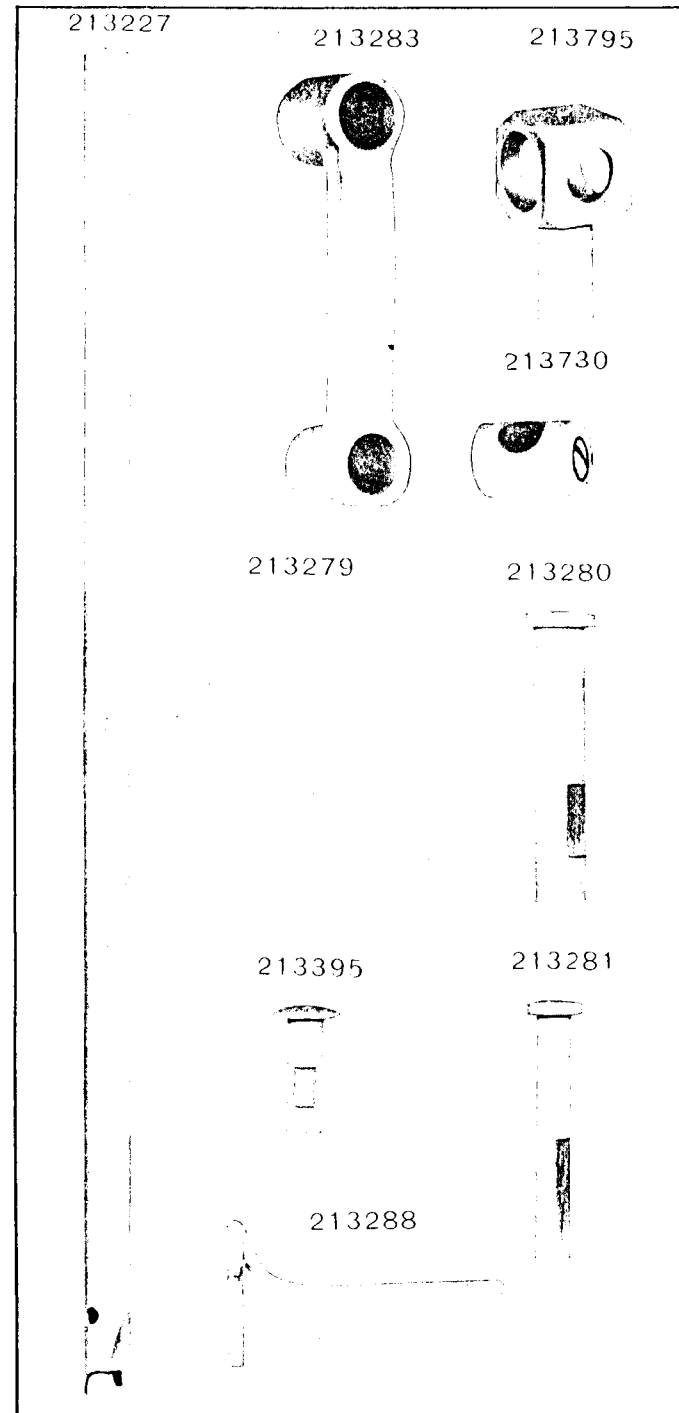


PLATE 11097—FULL SIZE

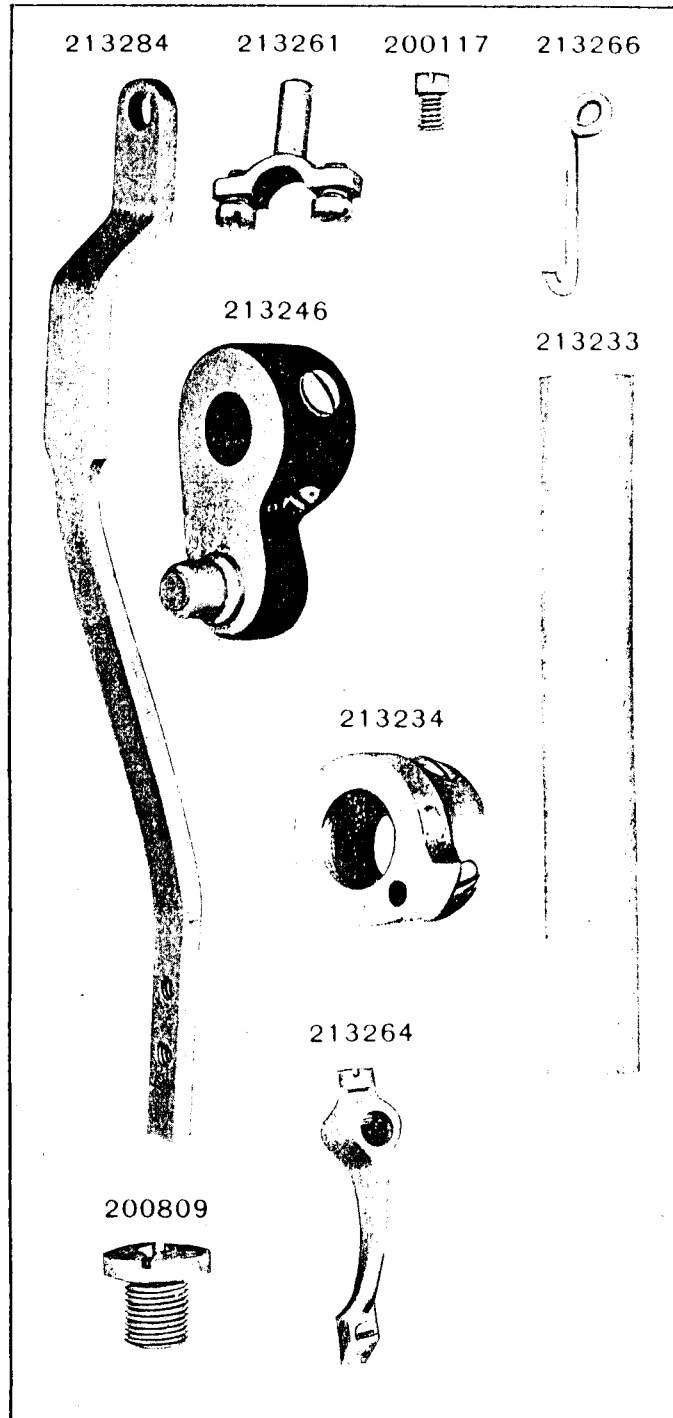


PLATE 11098—ONE-HALF SIZE

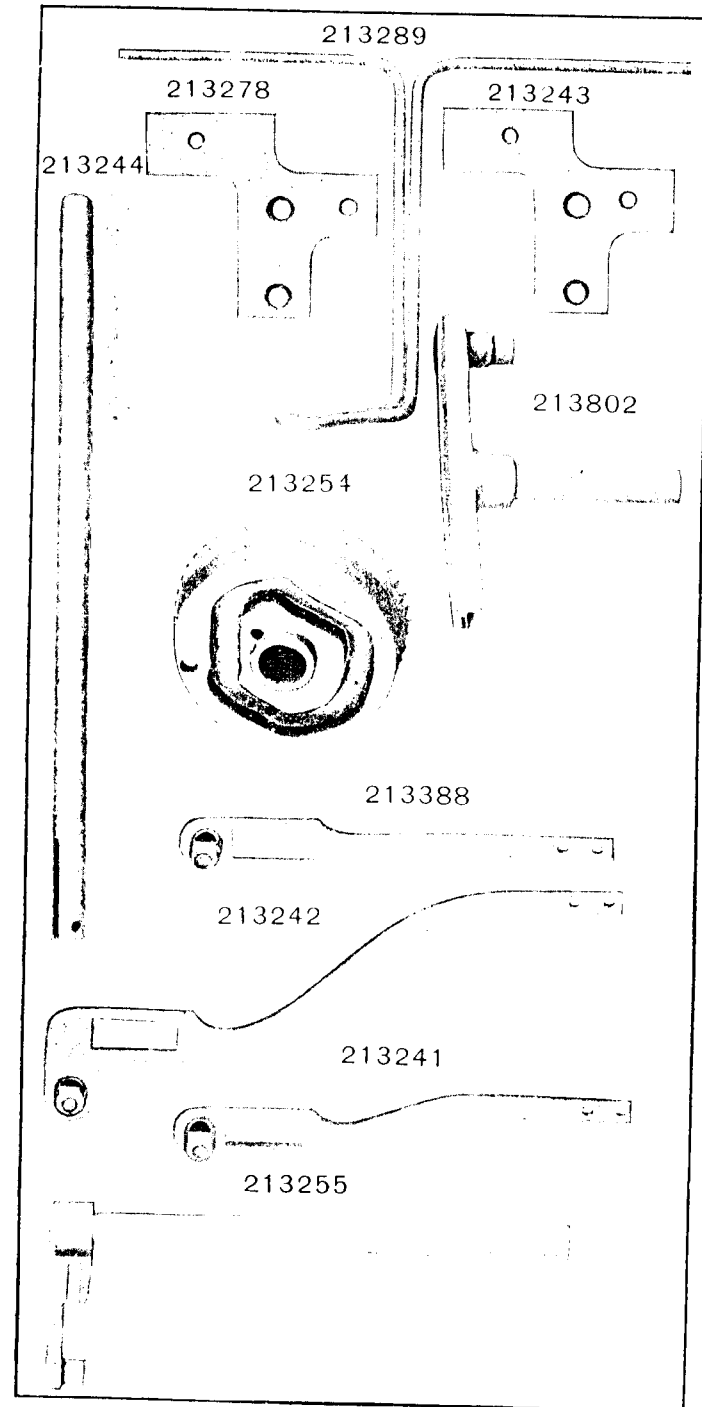


PLATE 11099-FULL SIZE

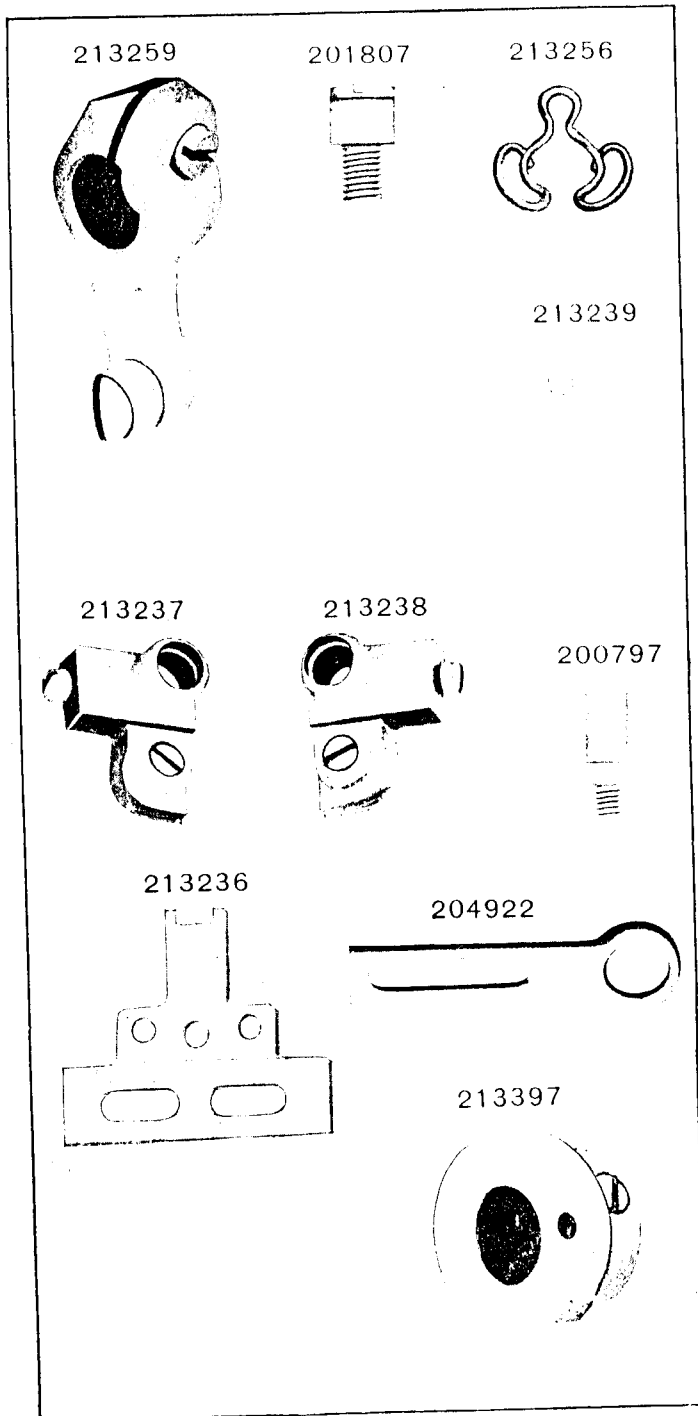


PLATE 11100-FULL SIZE

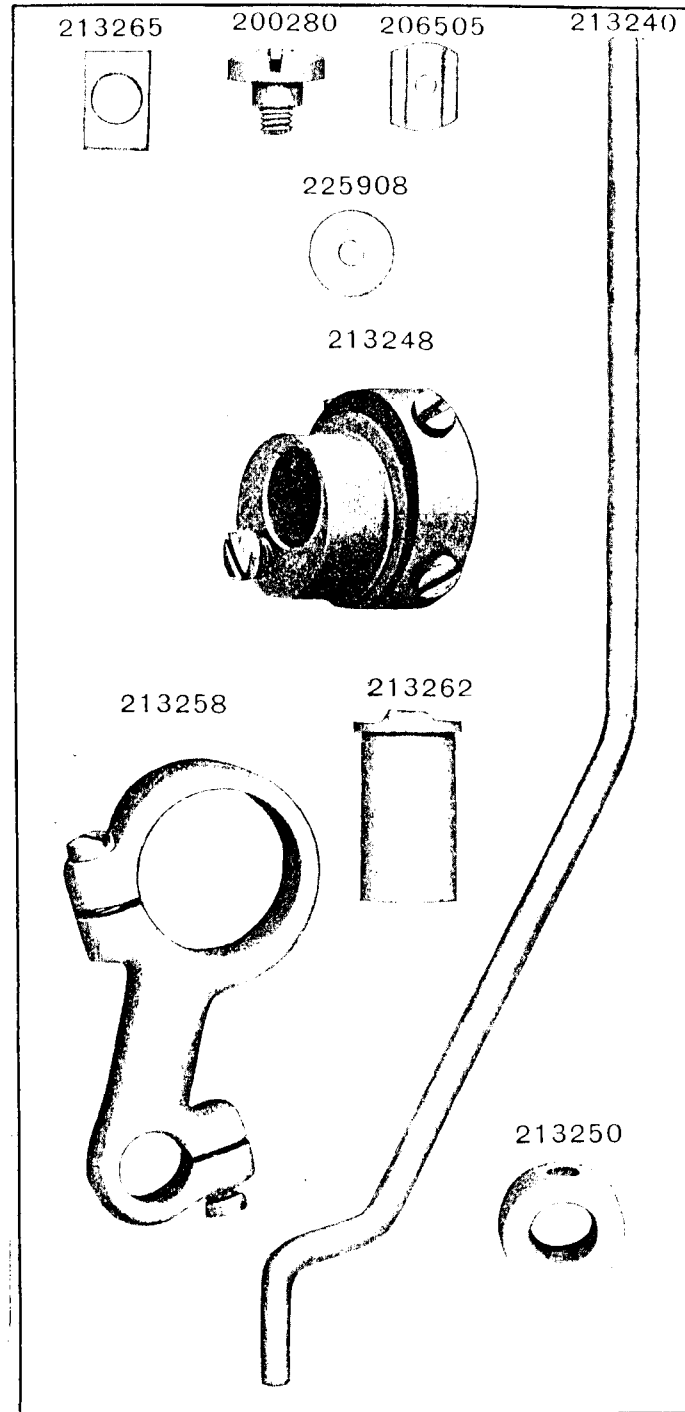


PLATE 11101-FULL SIZE

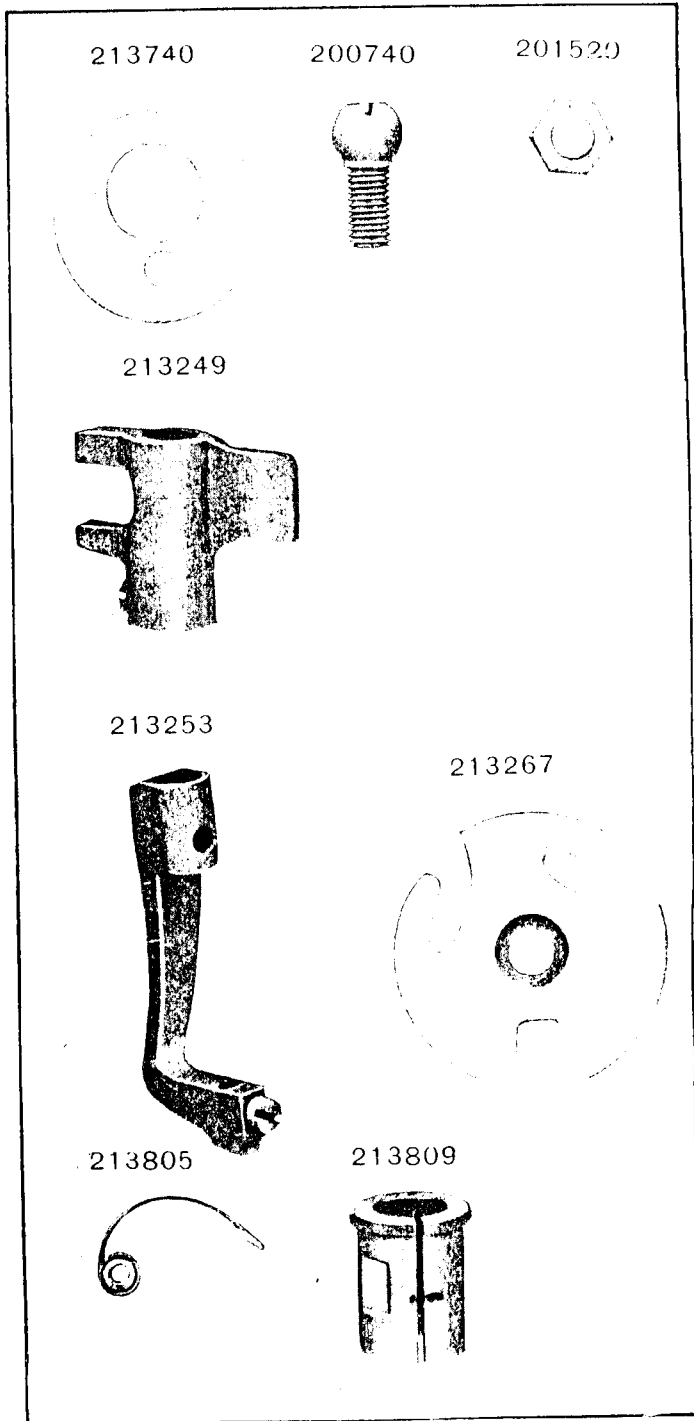


PLATE 11102-FULL SIZE

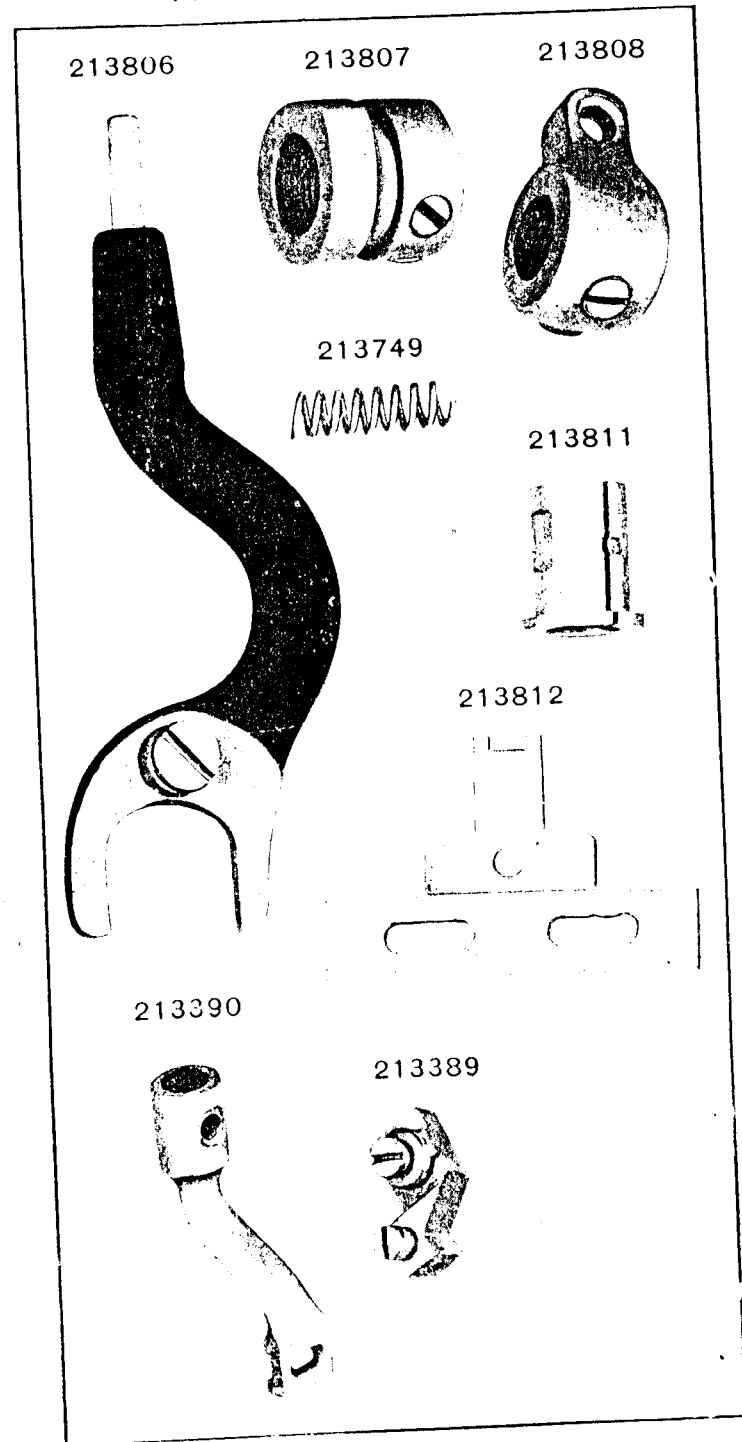


PLATE 11103-FULL SIZE

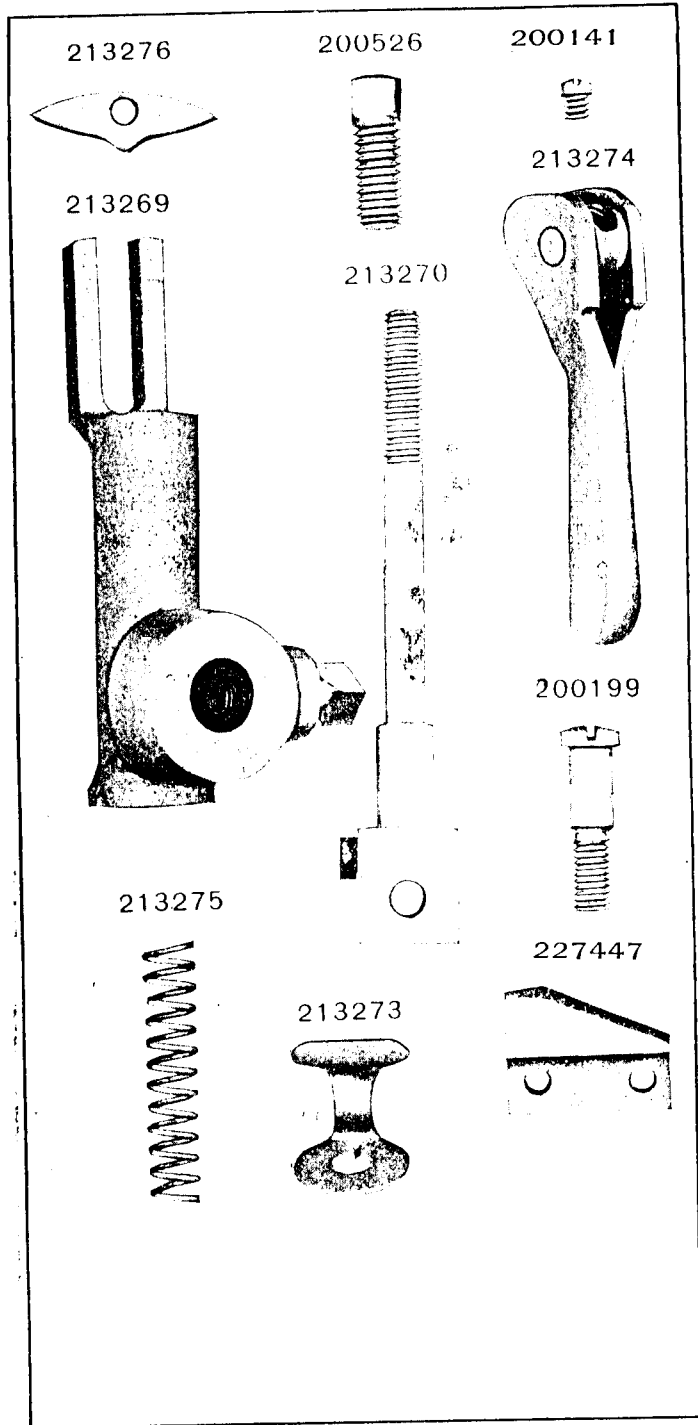


PLATE 11104-FULL SIZE




PLATE 11106—FULL SIZE

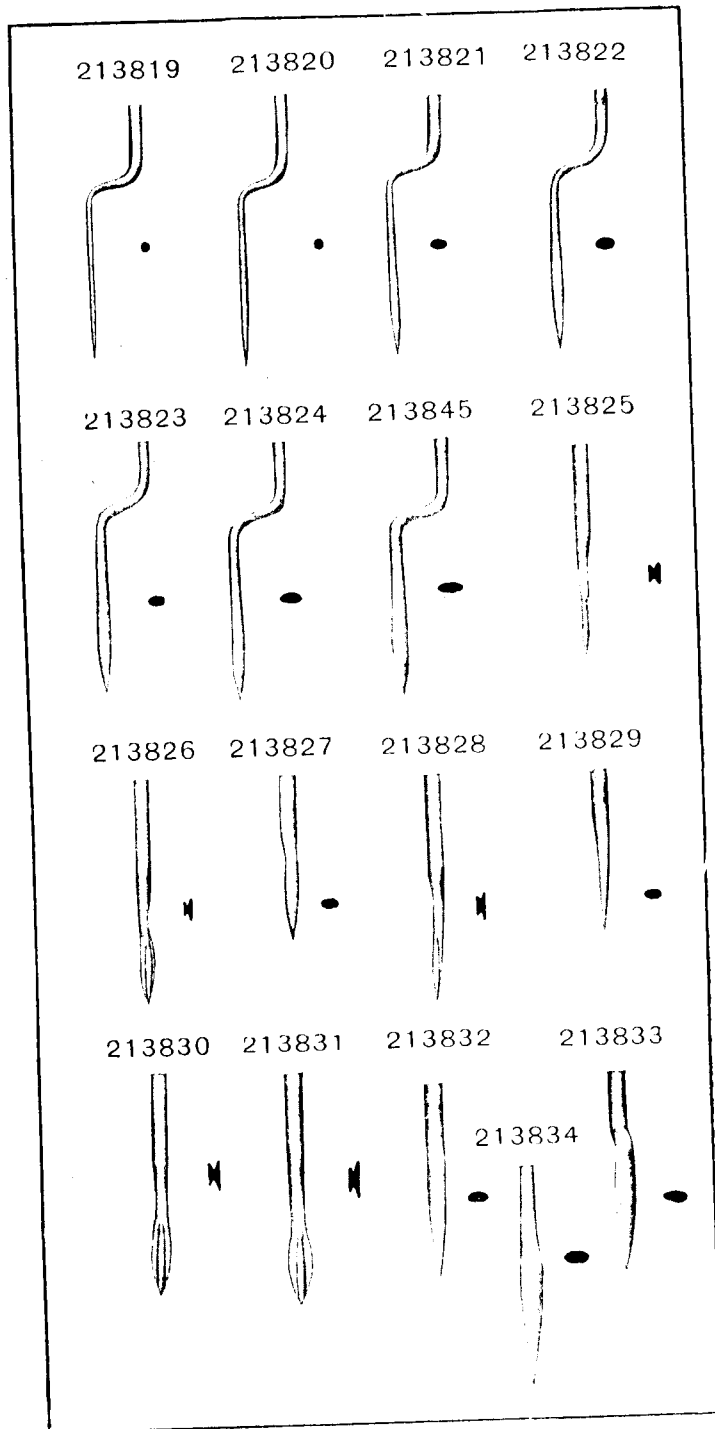


PLATE 11107—FULL SIZE




PLATE 11125 - ONE-FOURTH SIZE

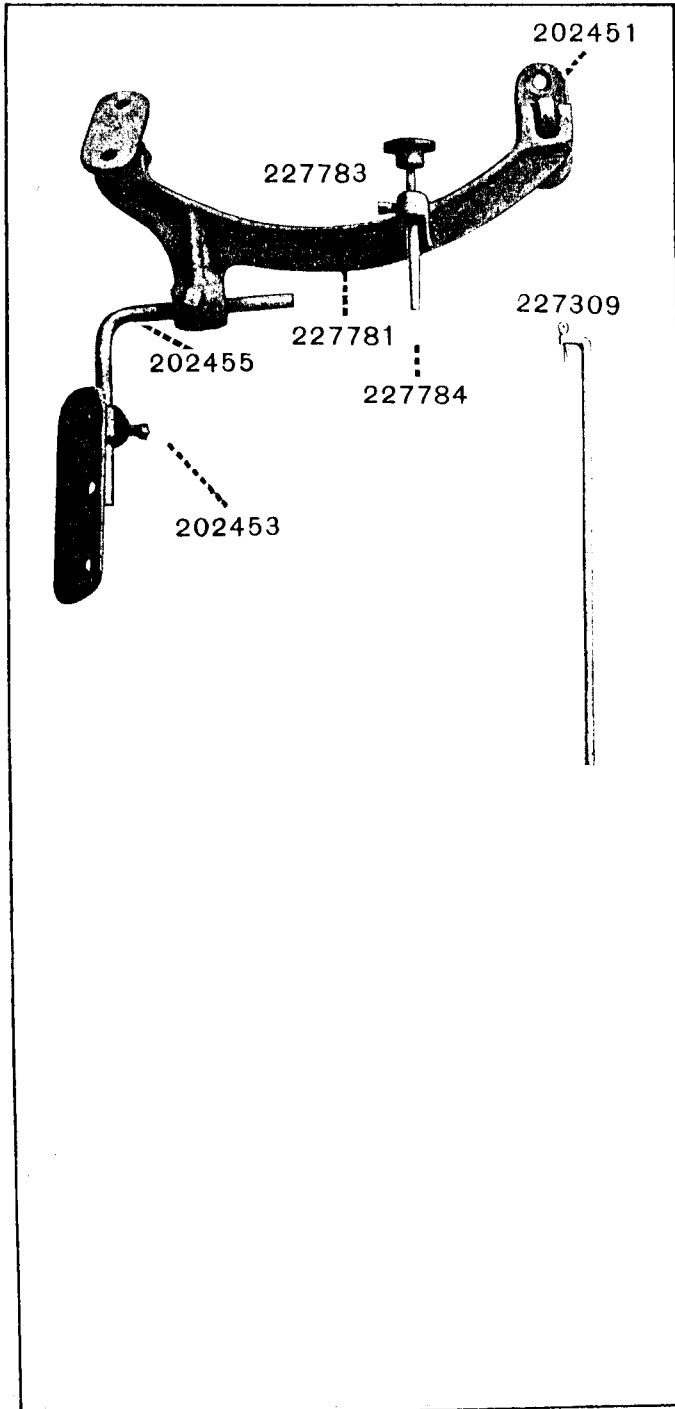


PLATE 11126 - ONE-SIXTH SIZE

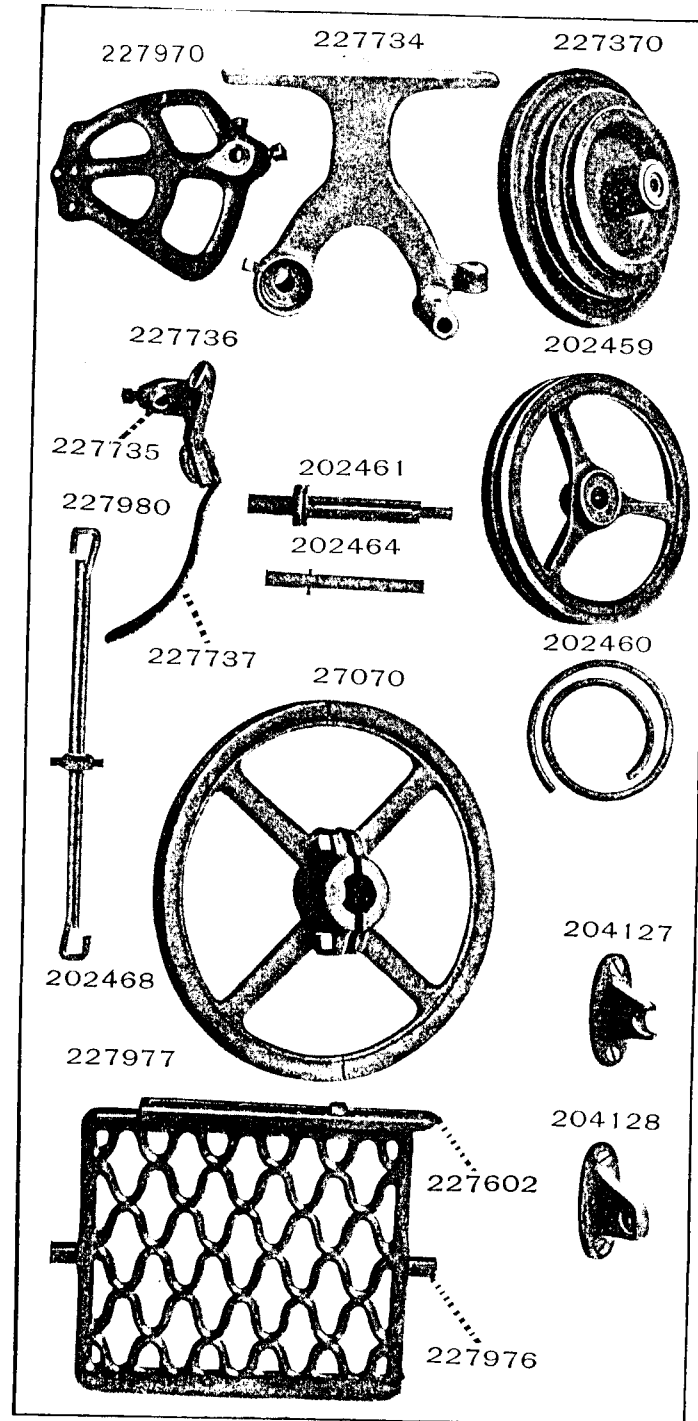


PLATE 11635-FULL SIZE

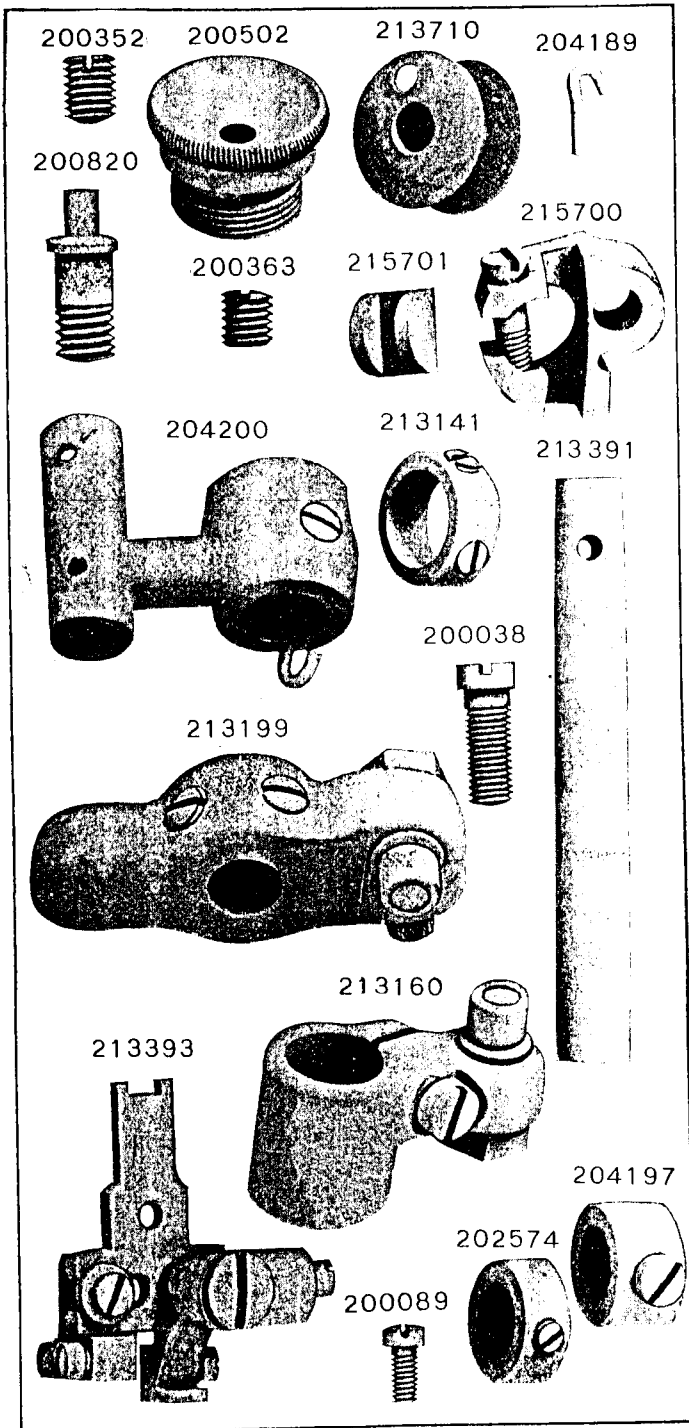


PLATE 11636-ONE-FOURTH SIZE

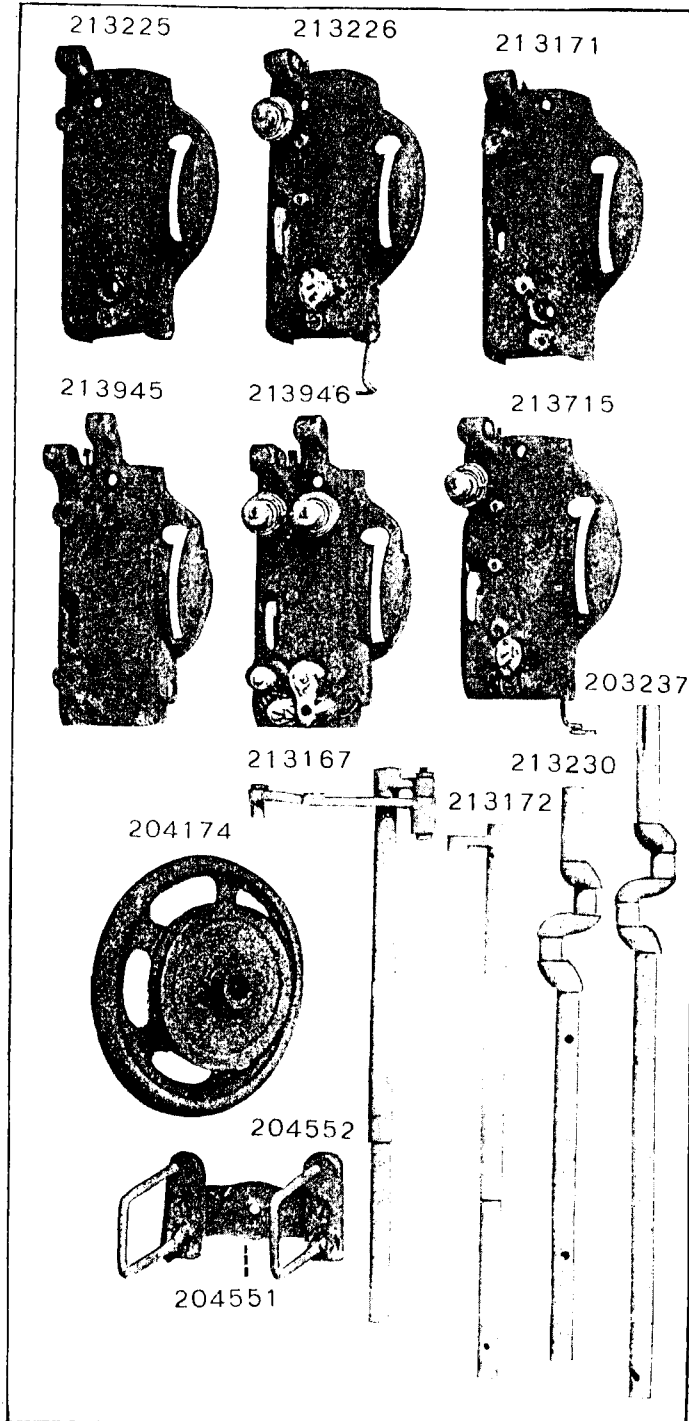


PLATE 11637—ONE-HALF SIZE

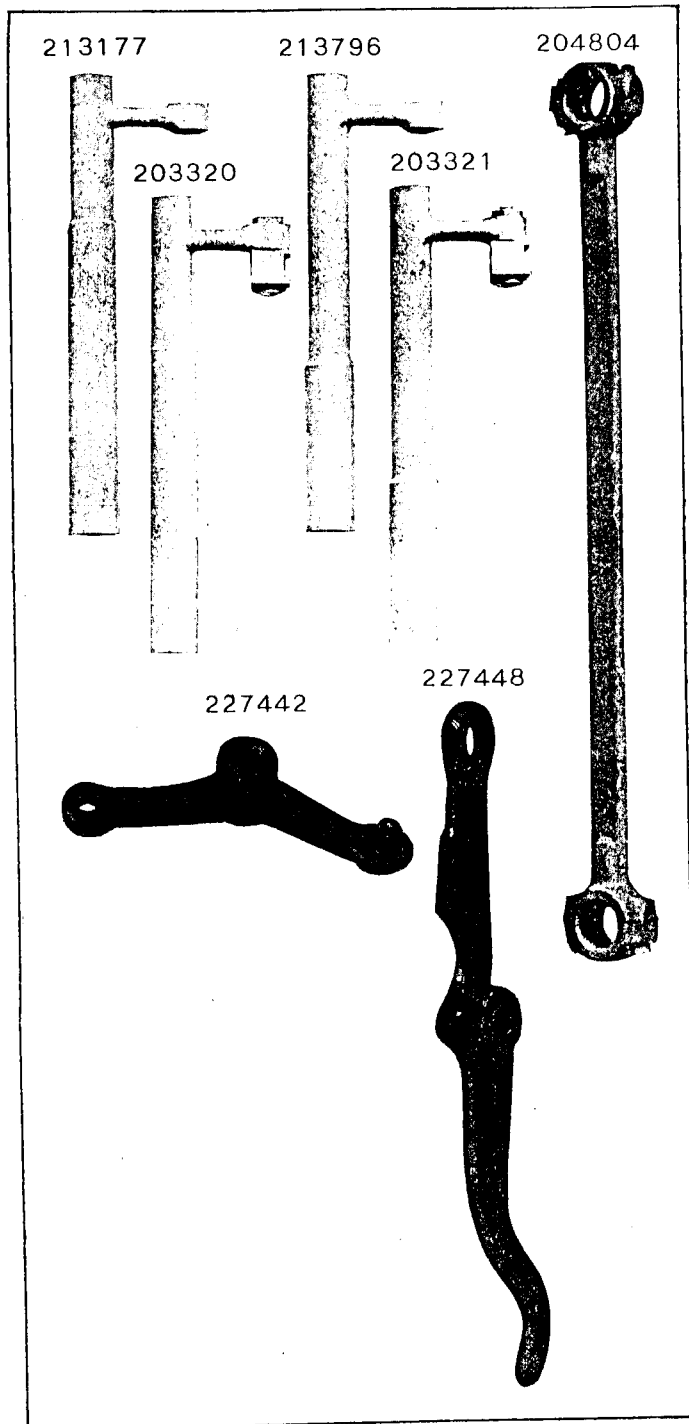


PLATE 11638—FULL SIZE

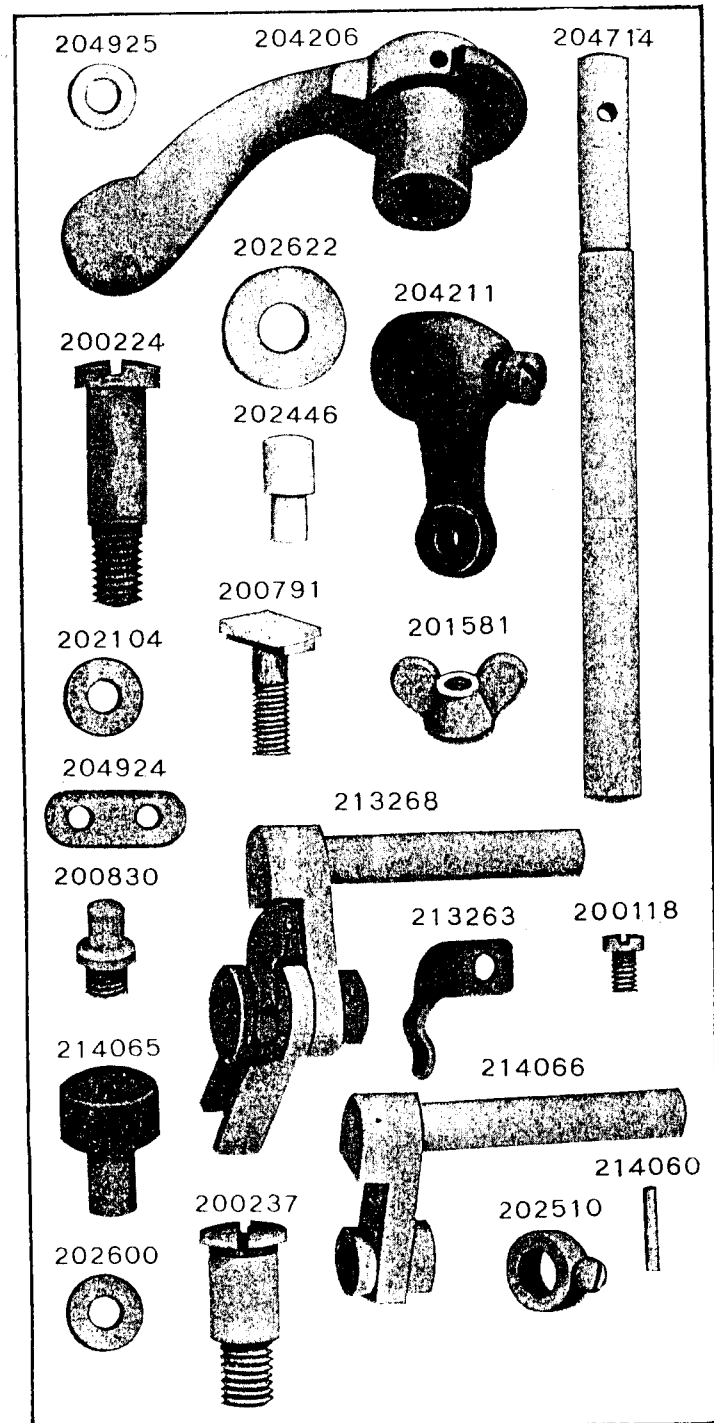


PLATE 11639—ONE-HALF SIZE

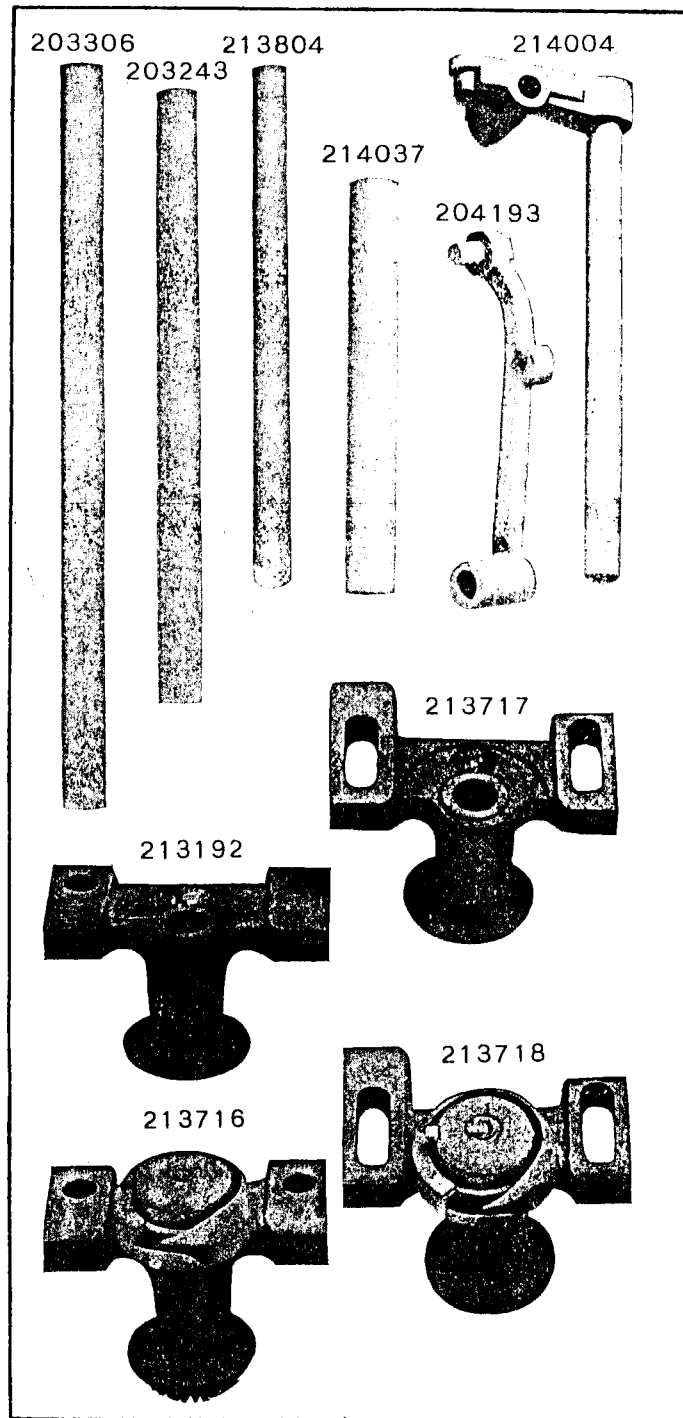


PLATE 11640—ONE-HALF SIZE

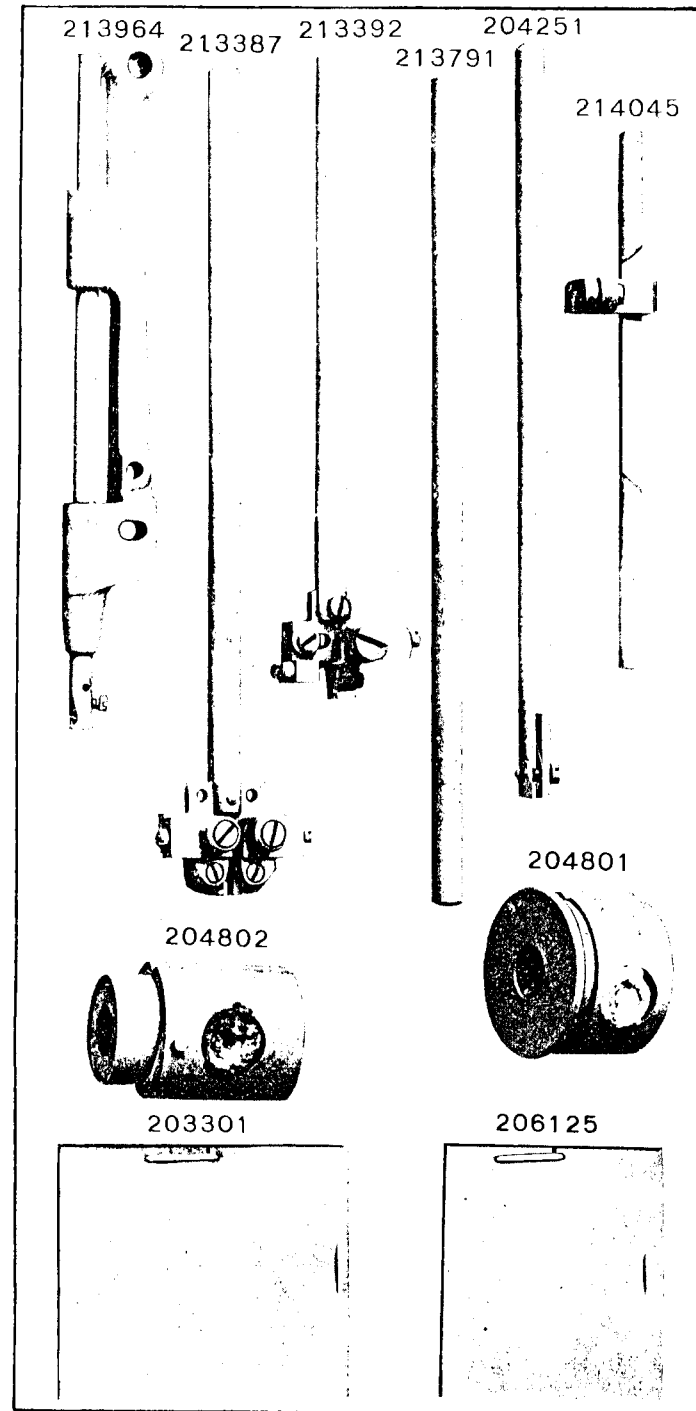


PLATE 11641—ONE-HALF SIZE

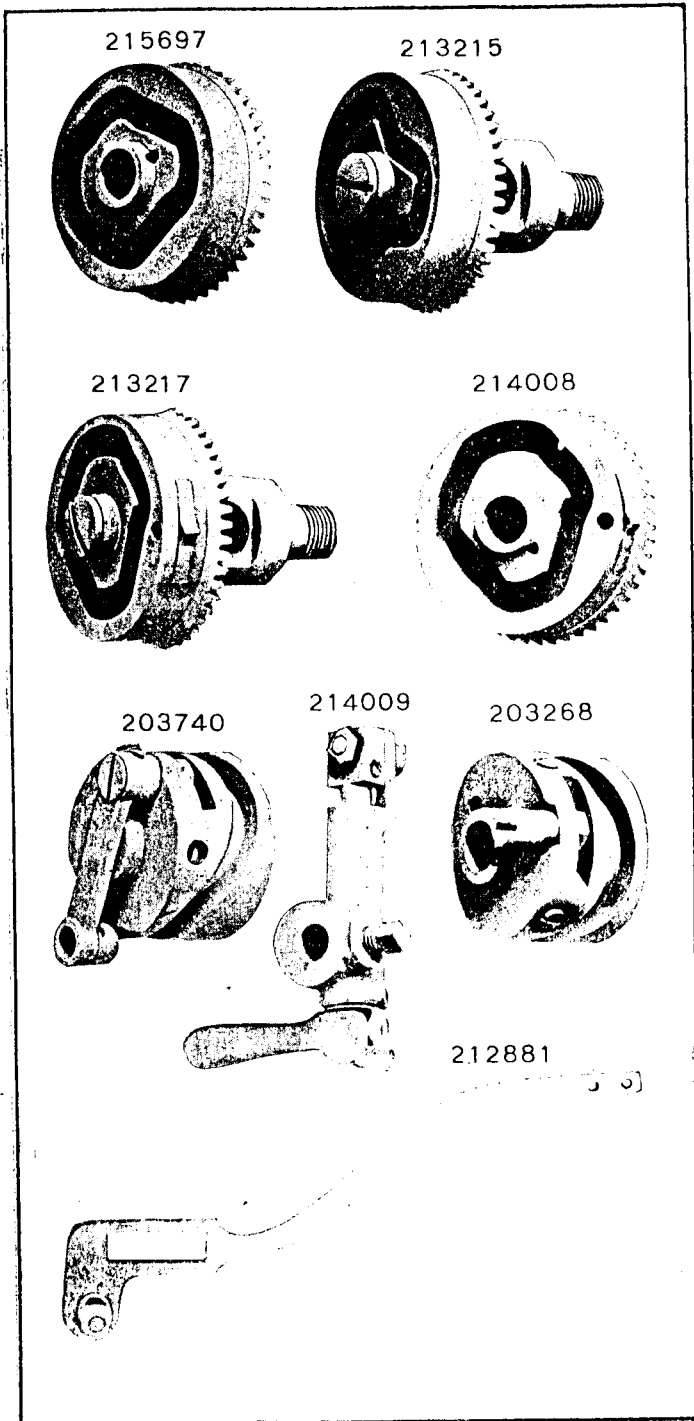


PLATE 11642,—FULL SIZE

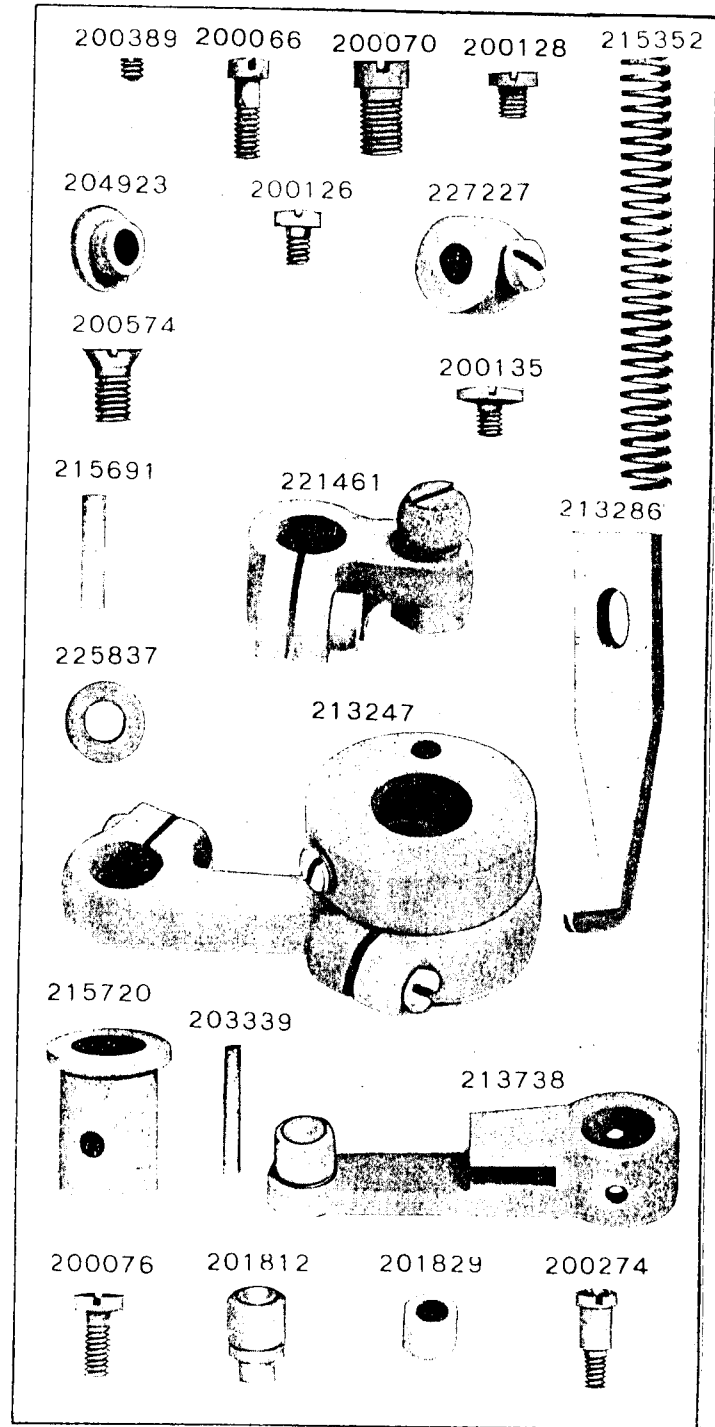


PLATE 11643 FULL SIZE

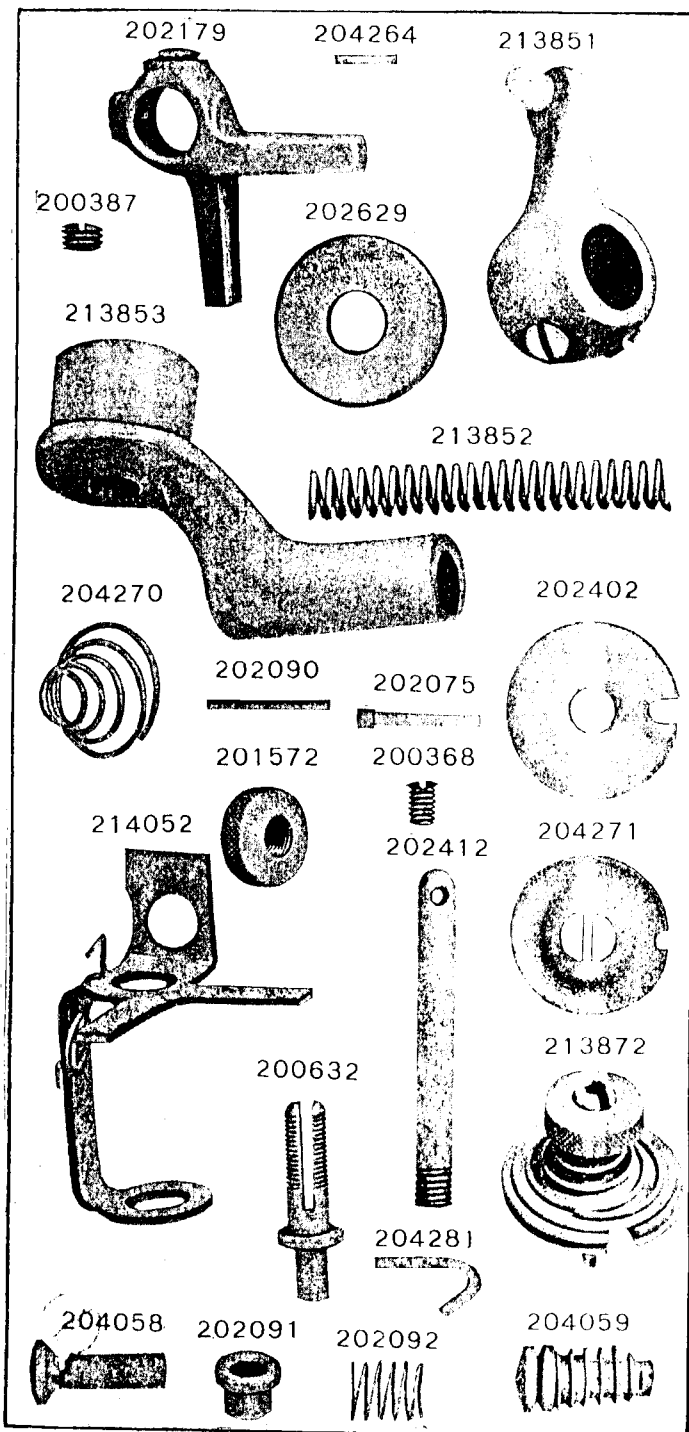


PLATE 11644 FULL SIZE

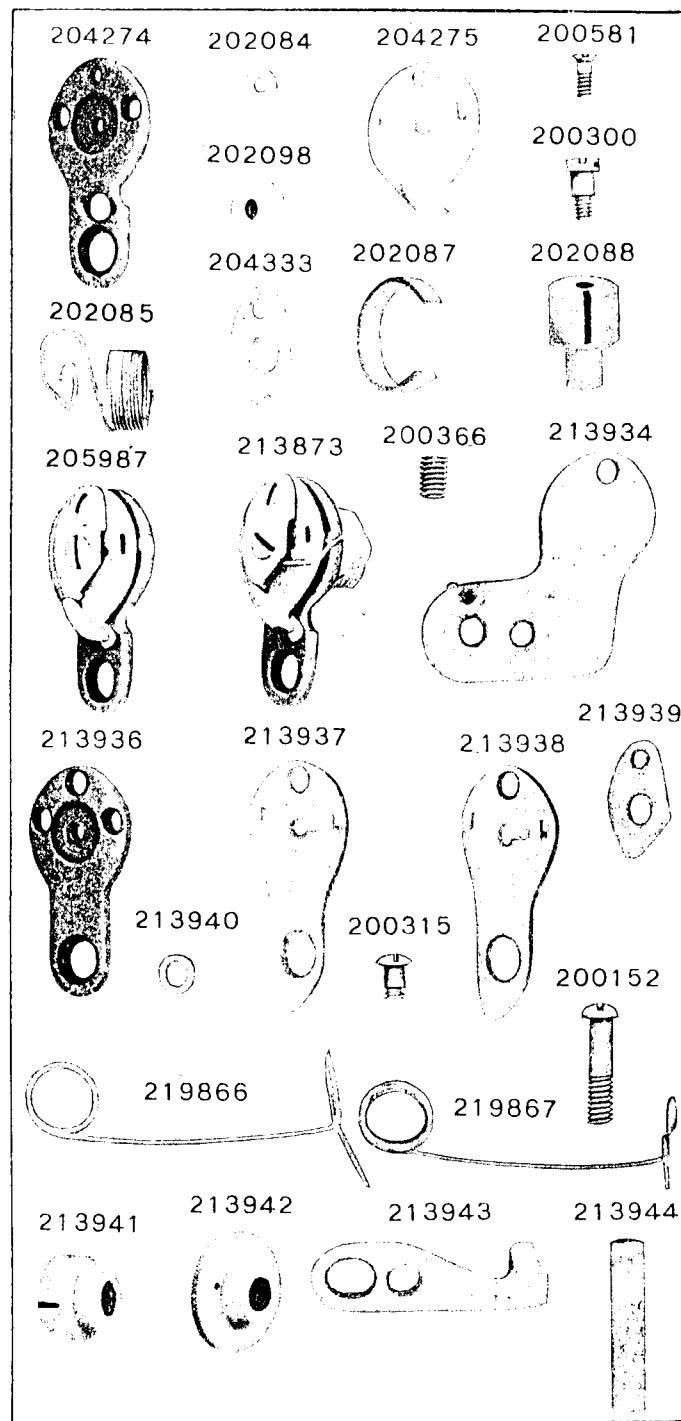


PLATE 11645—FULL SIZE

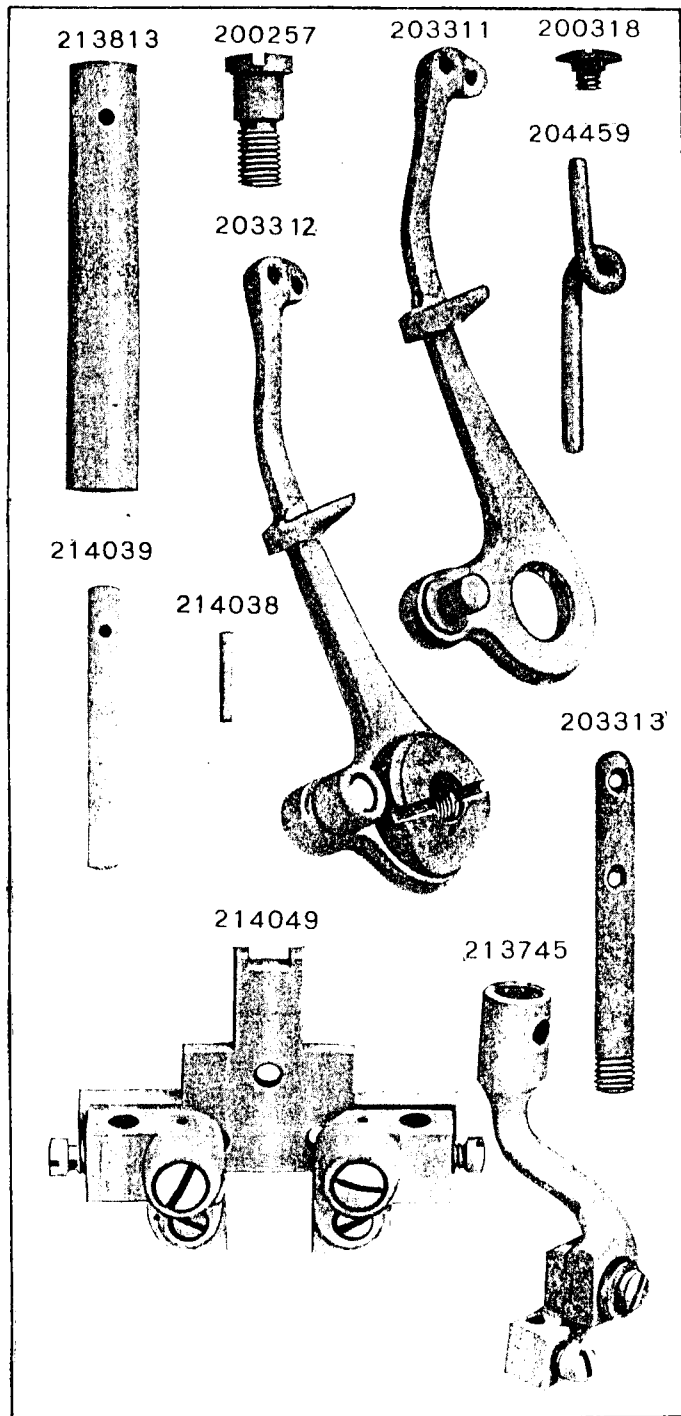


PLATE 11646—FULL SIZE

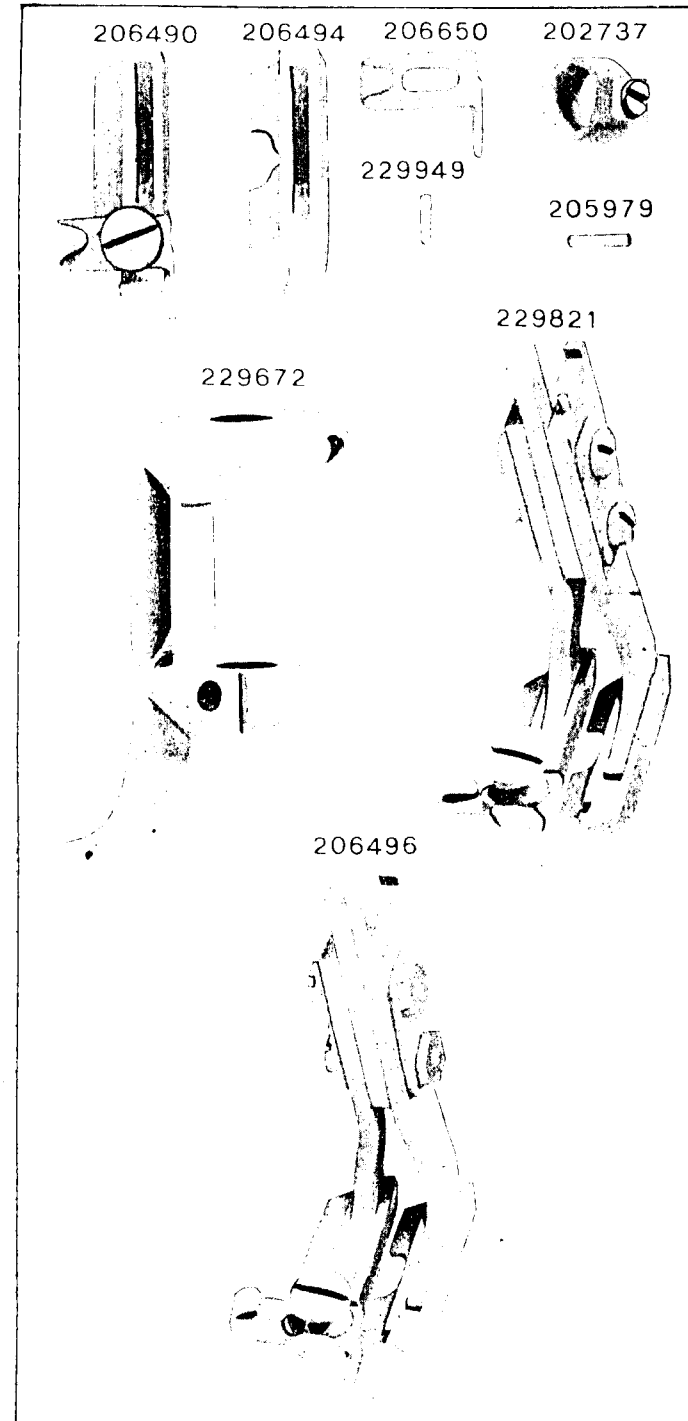


PLATE 11647--FULL SIZE

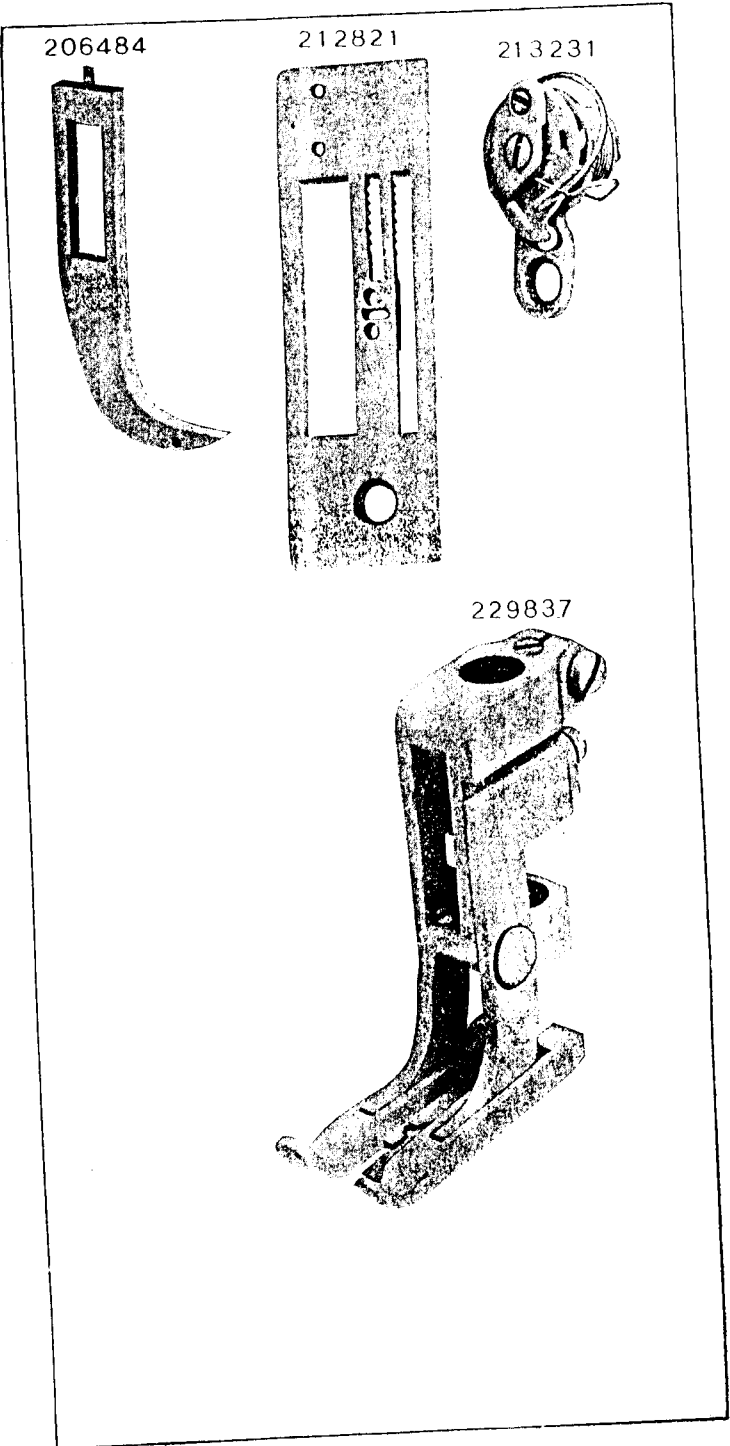


PLATE 11648--FULL SIZE

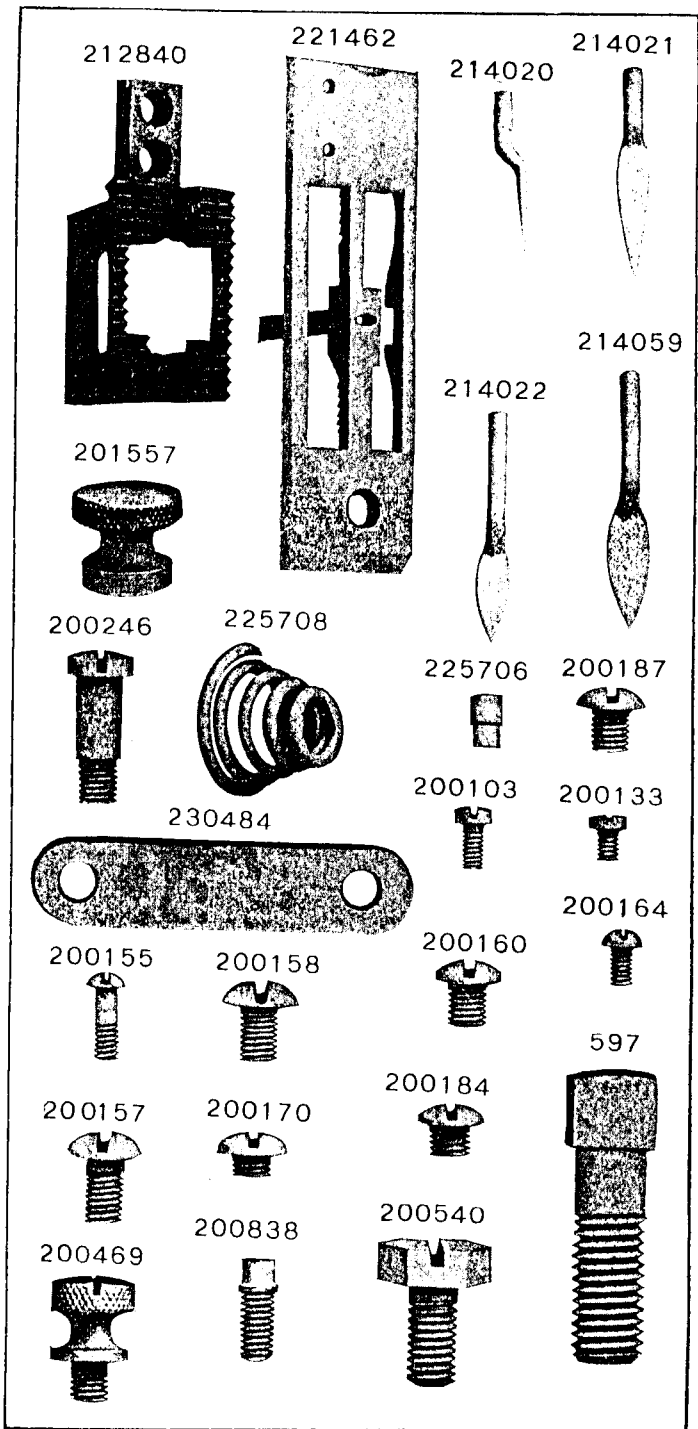


PLATE 11649—FULL SIZE

230190



230192


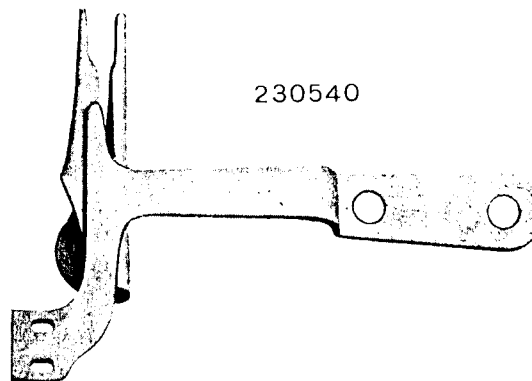
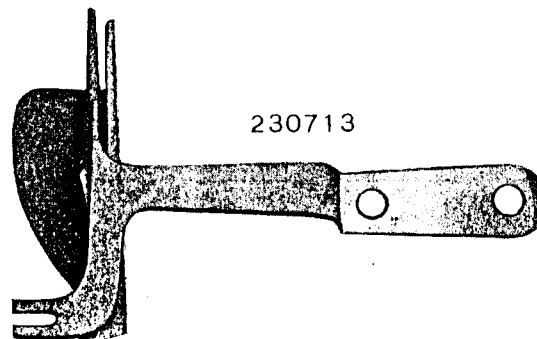


PLATE 11650—ONE-HALF SIZE

230540



230713



230715

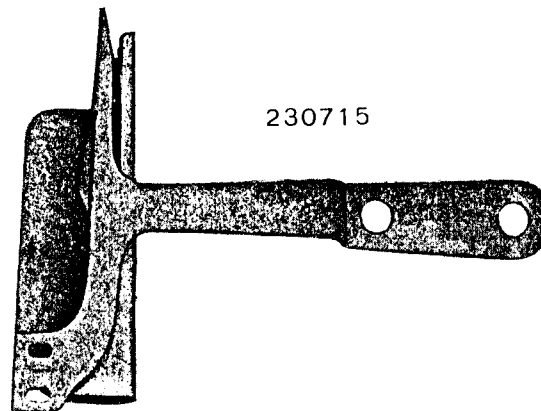


PLATE 11651 ONE-HALF SIZE




PLATE 11652 - ONE-FOURTH SIZE

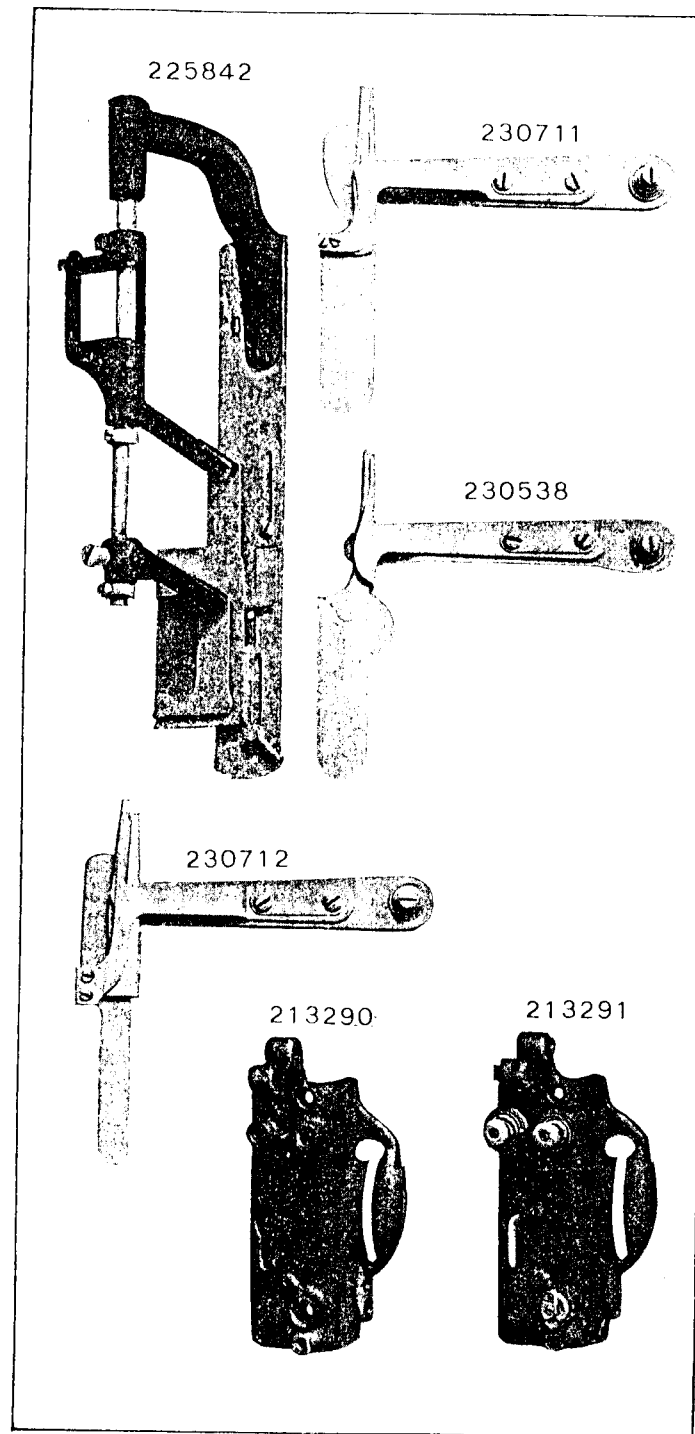




PLATE 11653—ONE-HALF SIZE


221472



221474



221469



221468

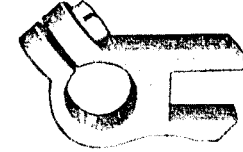


PLATE 11654—FULL SIZE

221470



221480



221481



221467




PLATE 12153-ONE-HALF SIZE

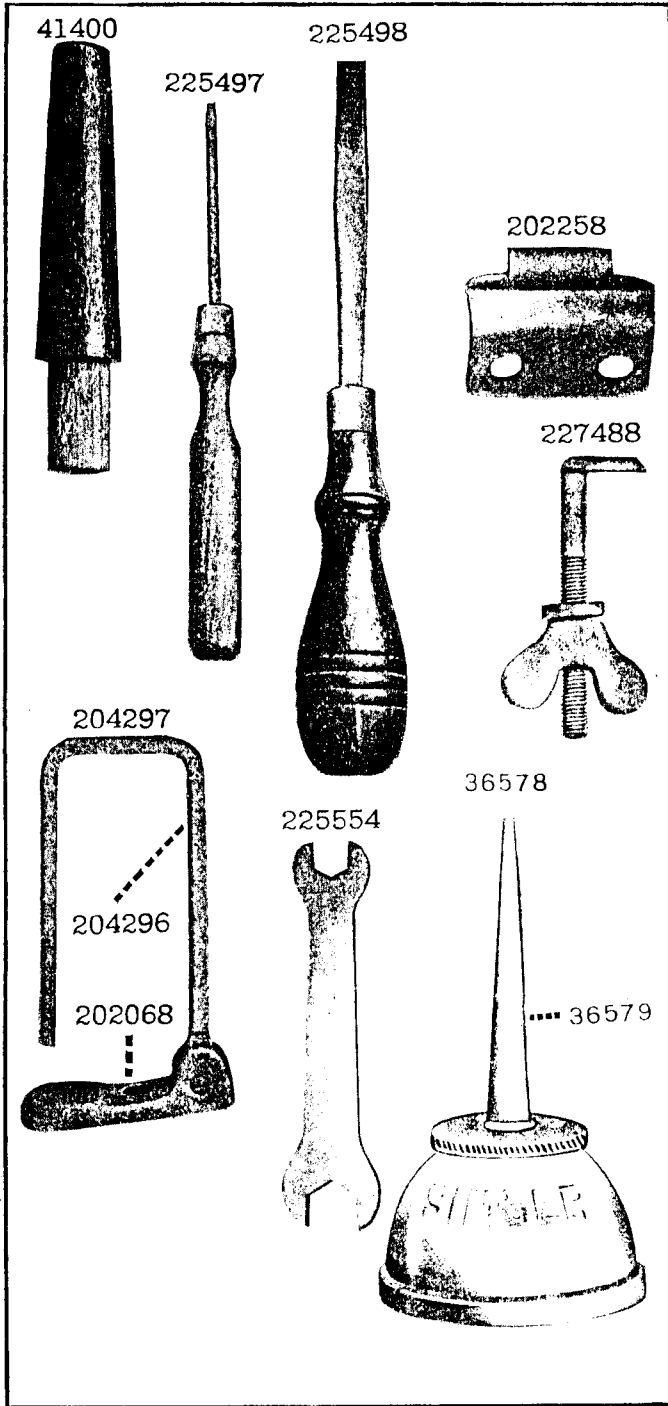


PLATE 12277-FULL SIZE

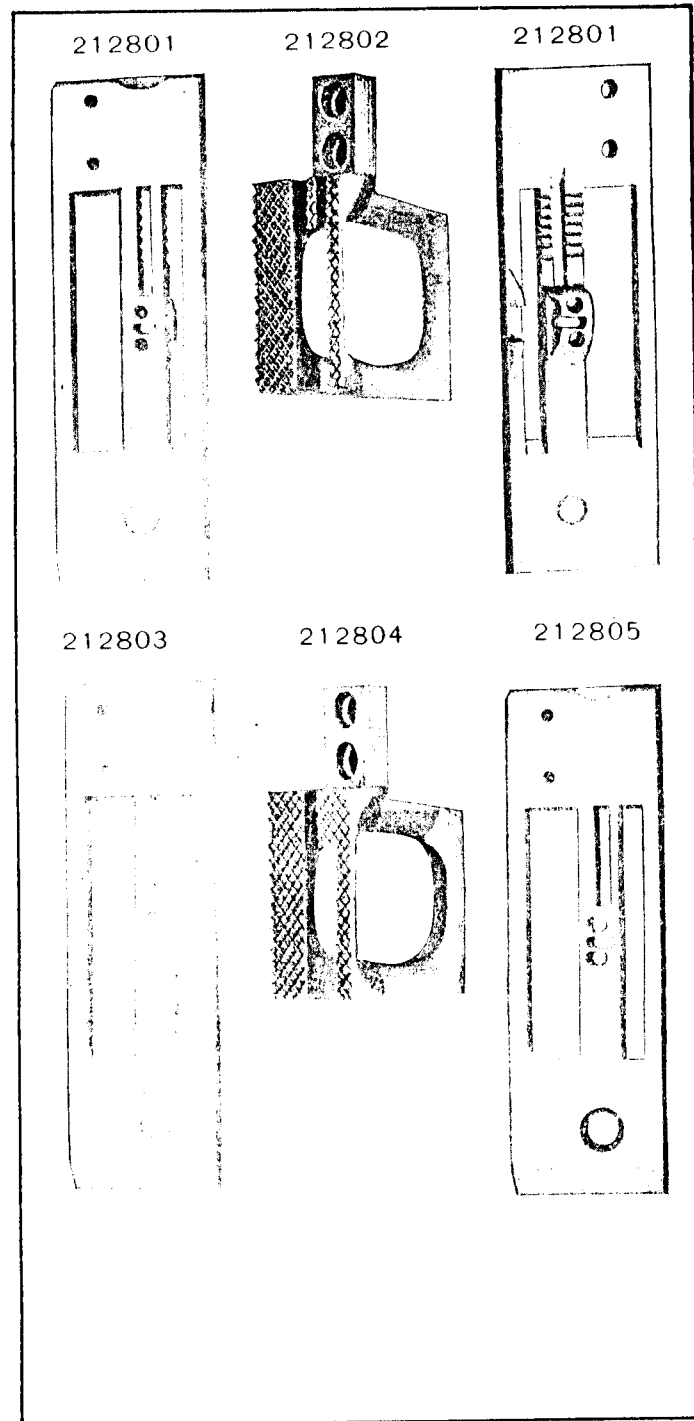


PLATE 12278—FULL SIZE

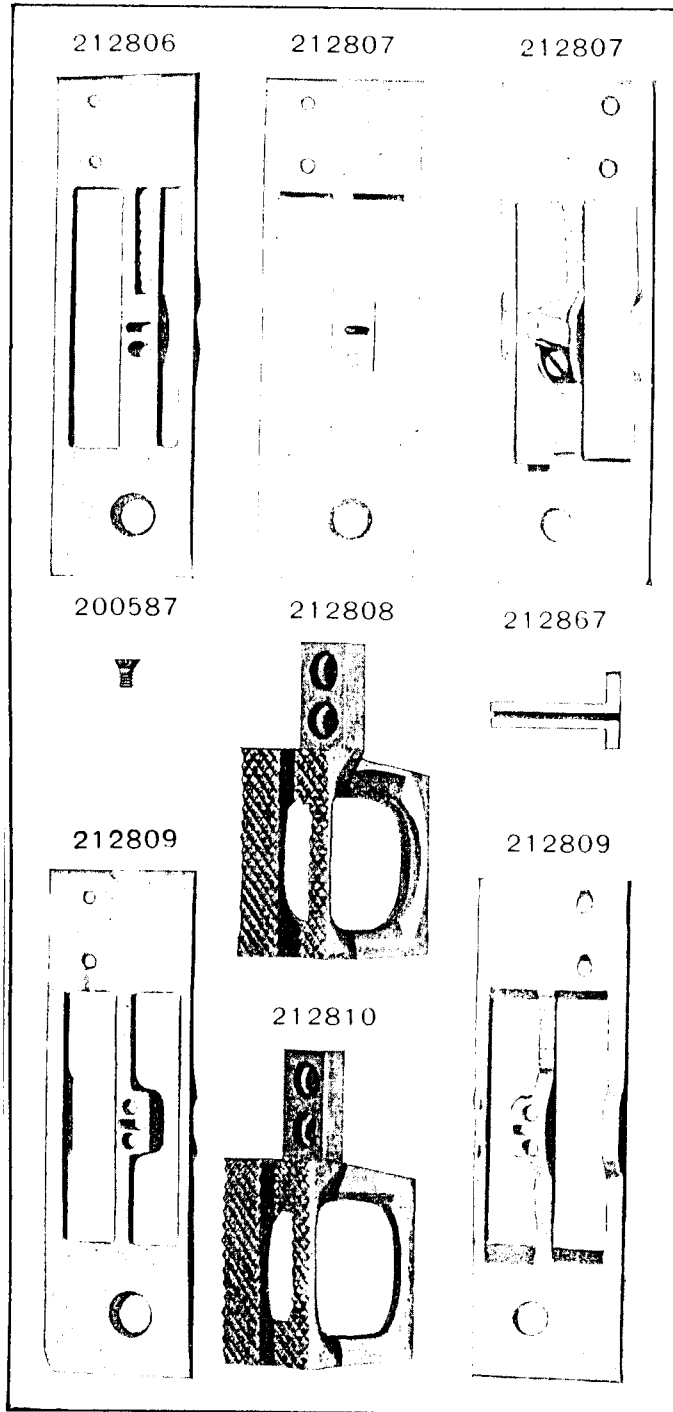


PLATE 12279—FULL SIZE

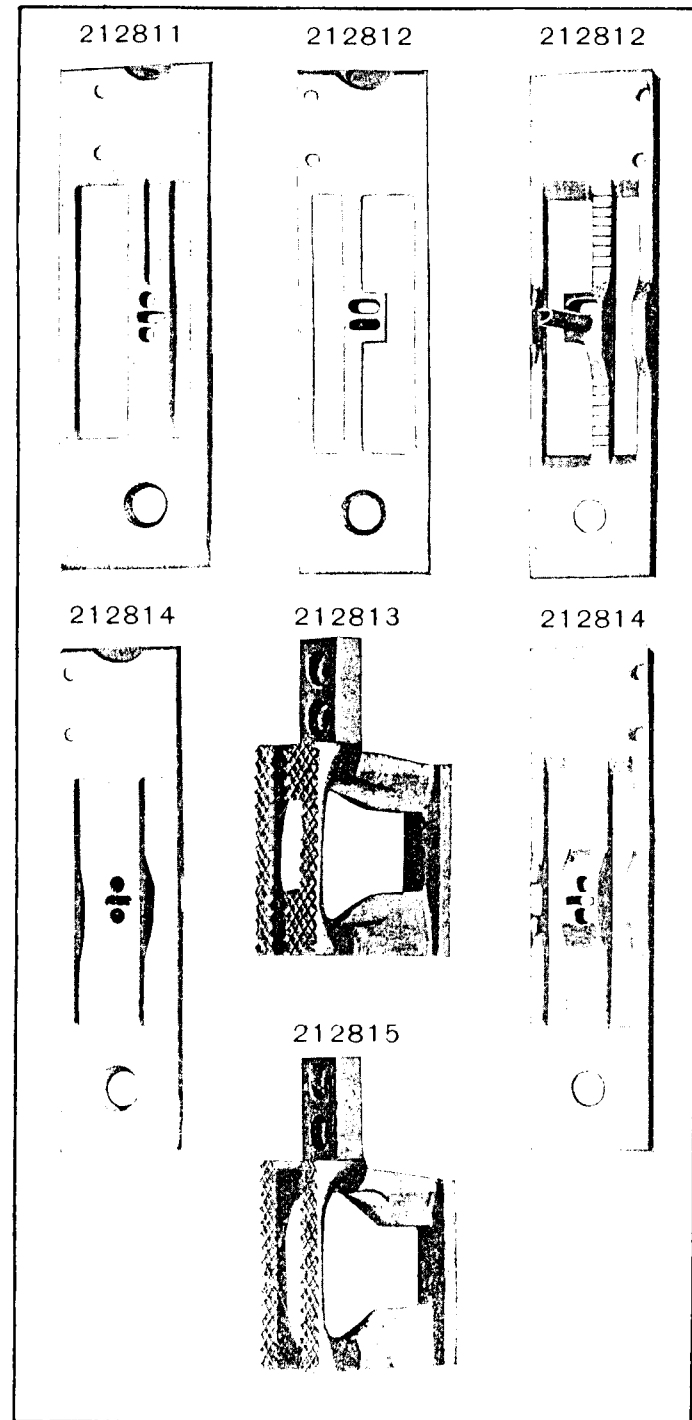


PLATE 12280-FULL SIZE

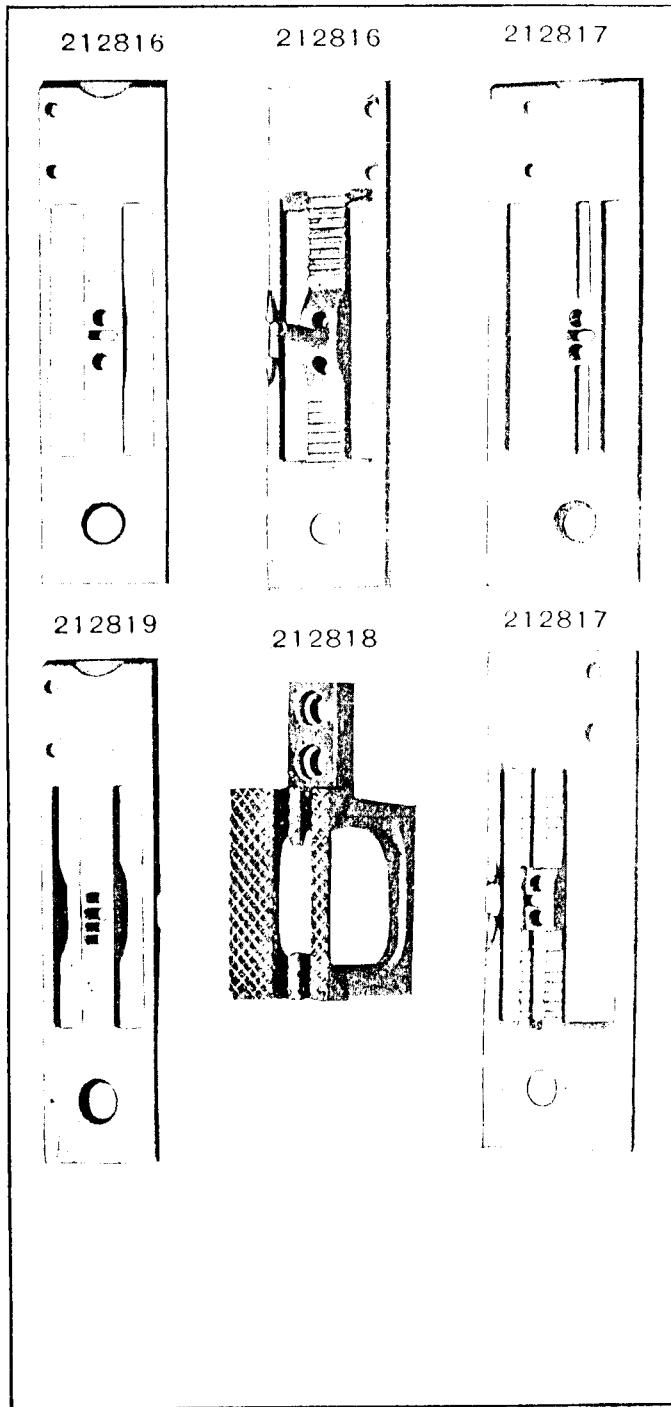


PLATE 12281-FULL SIZE

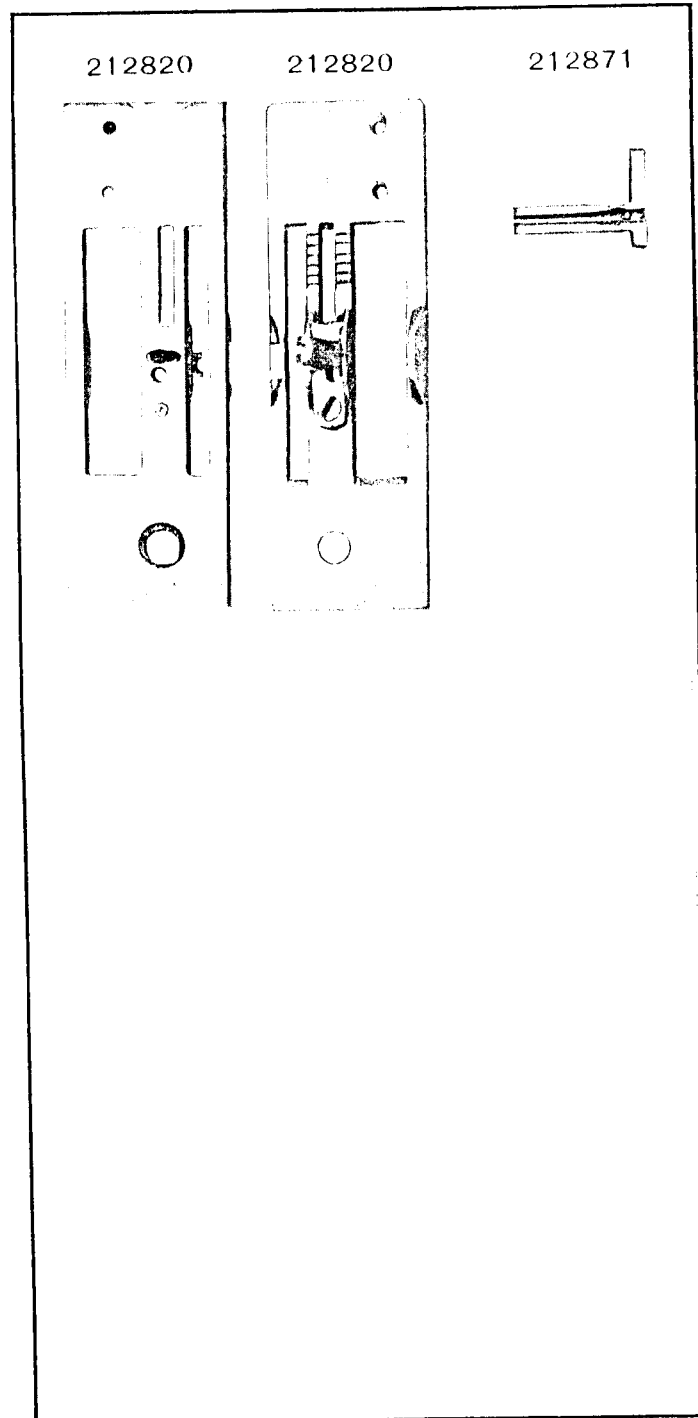


PLATE 12283-FULL SIZE

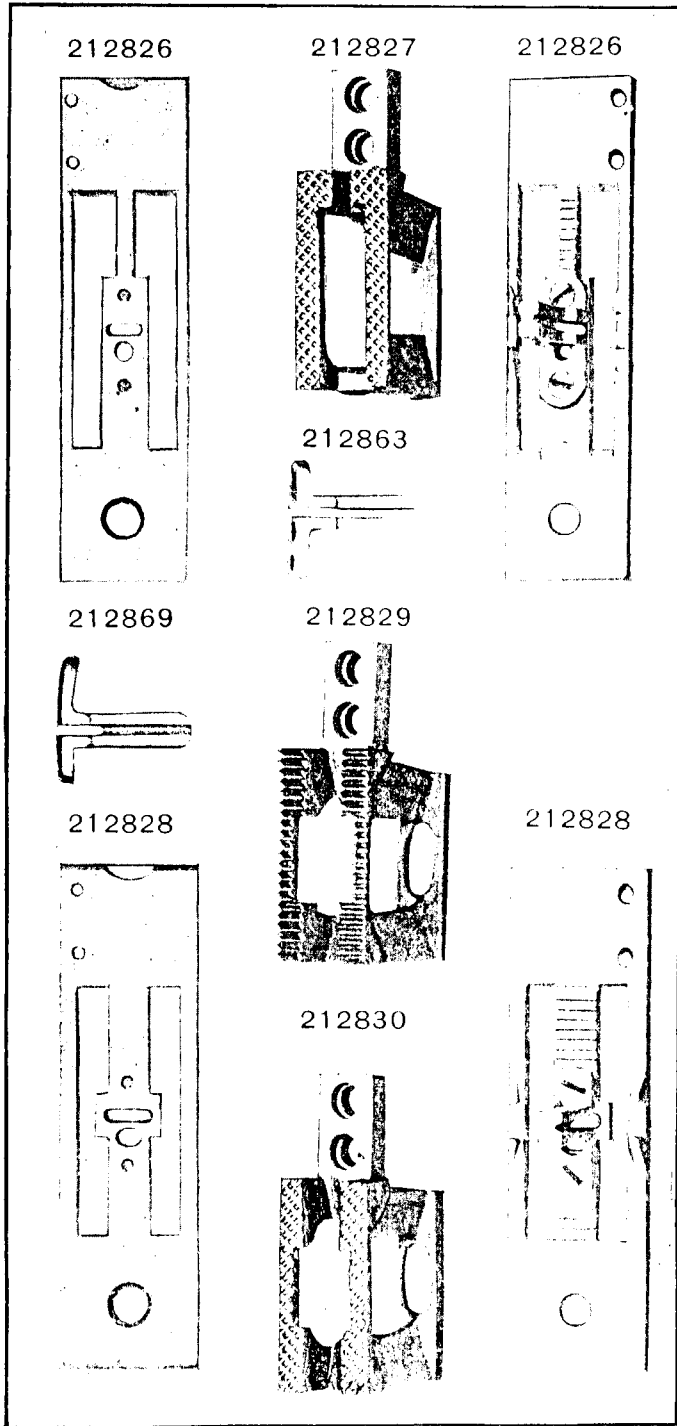


PLATE 12284-FULL SIZE

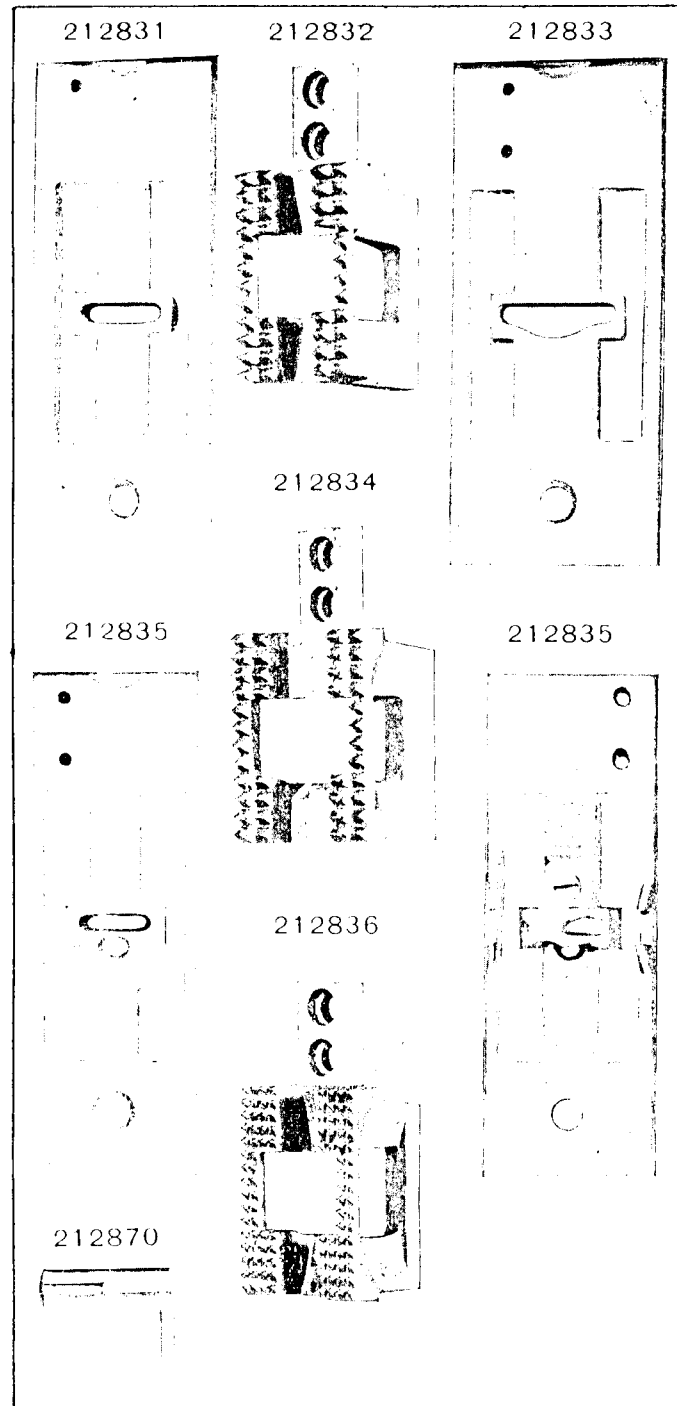


PLATE 12307-FULL SIZE

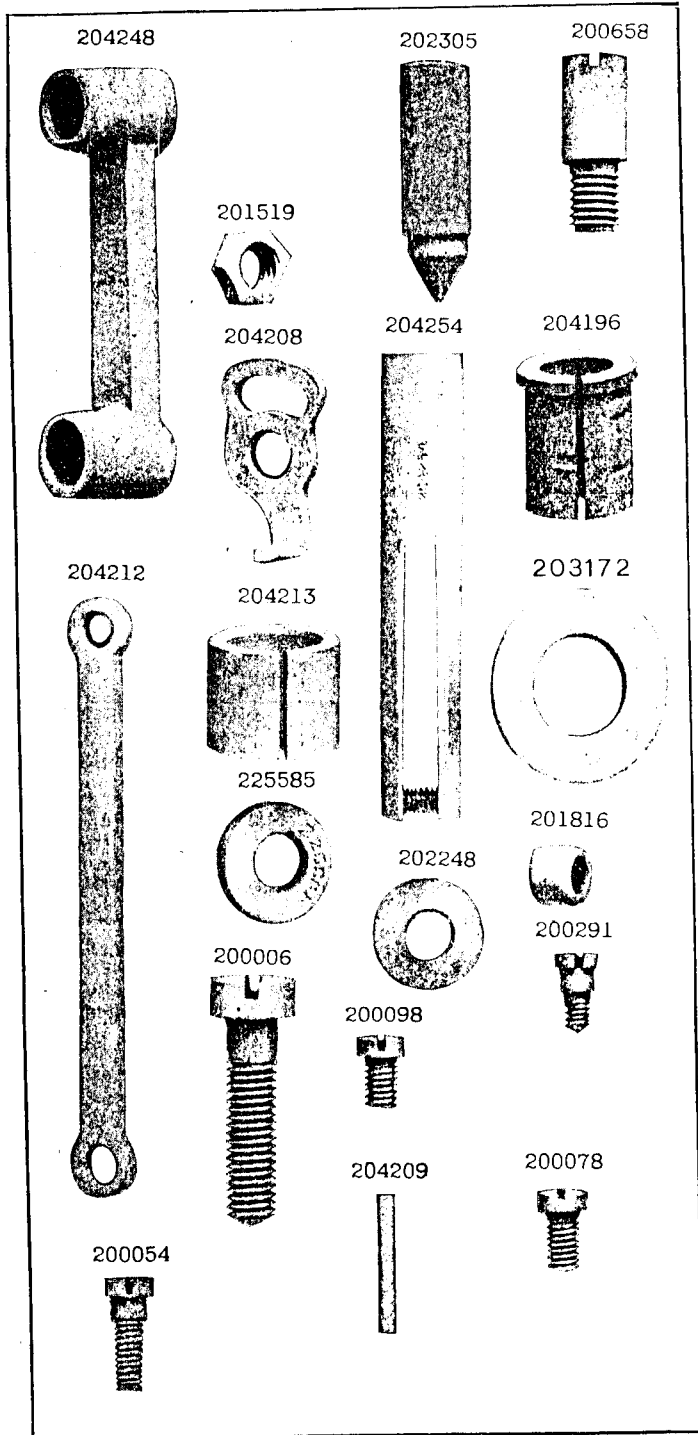


PLATE 12308-FULL SIZE

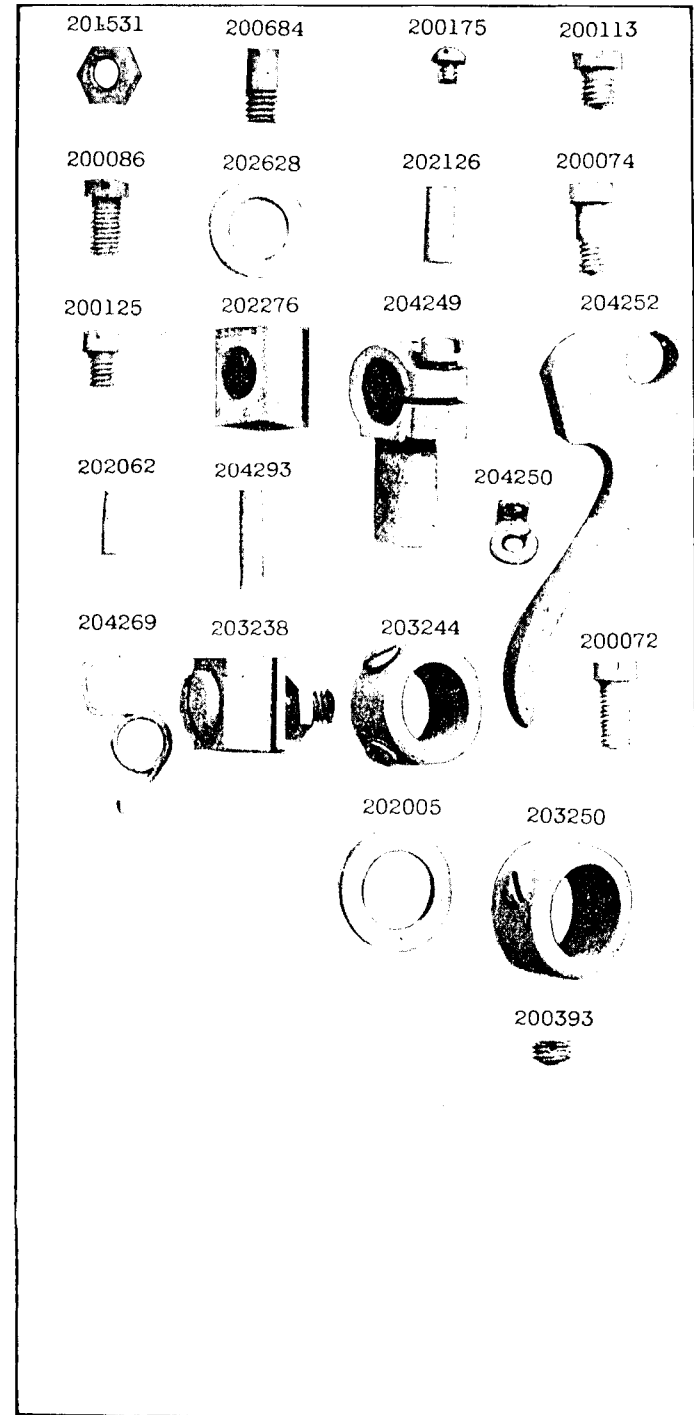


PLATE 12310-FULL SIZE

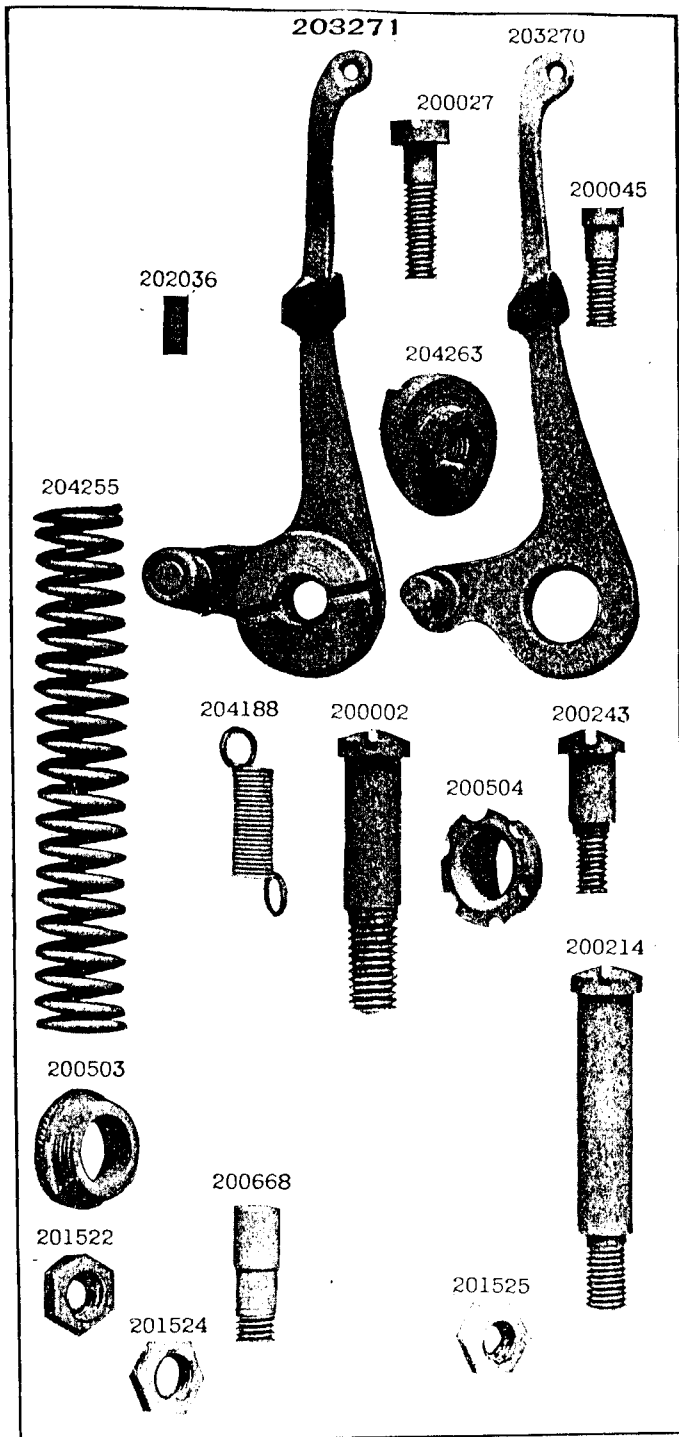


PLATE 12311-FULL SIZE

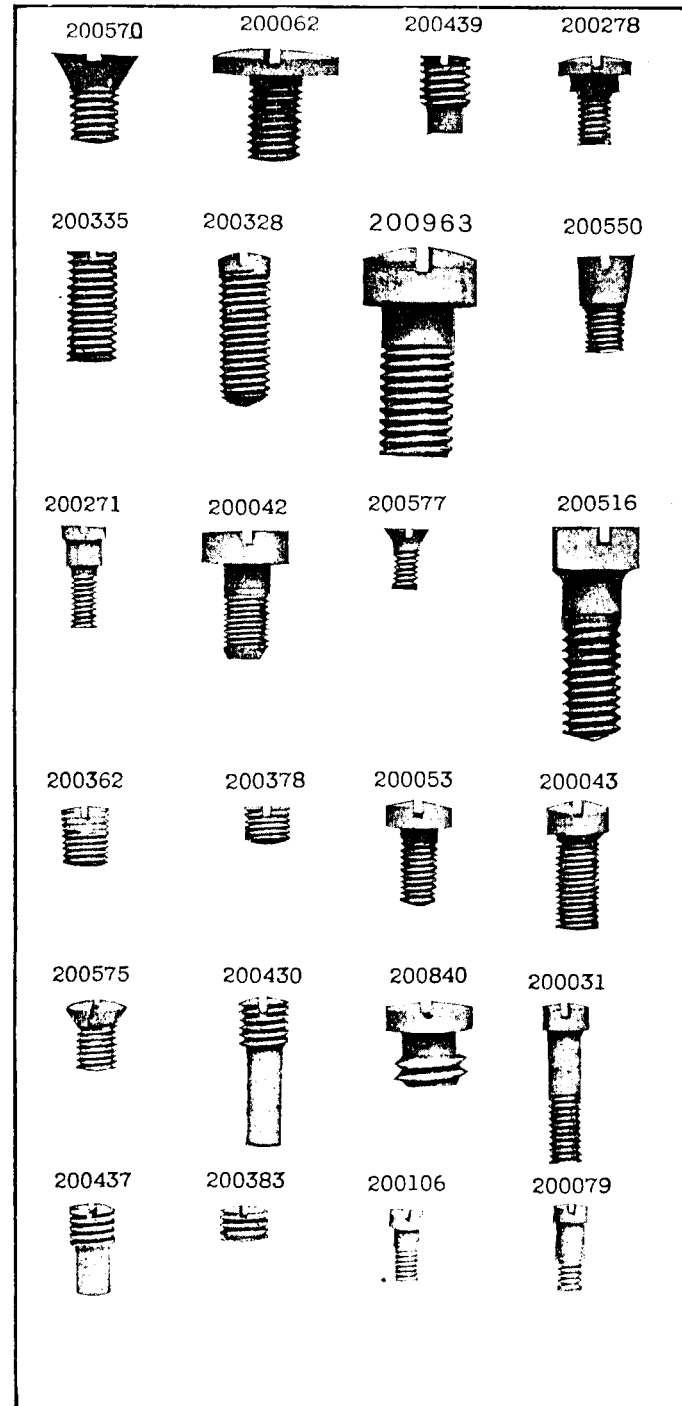


PLATE 12312 - FULL SIZE

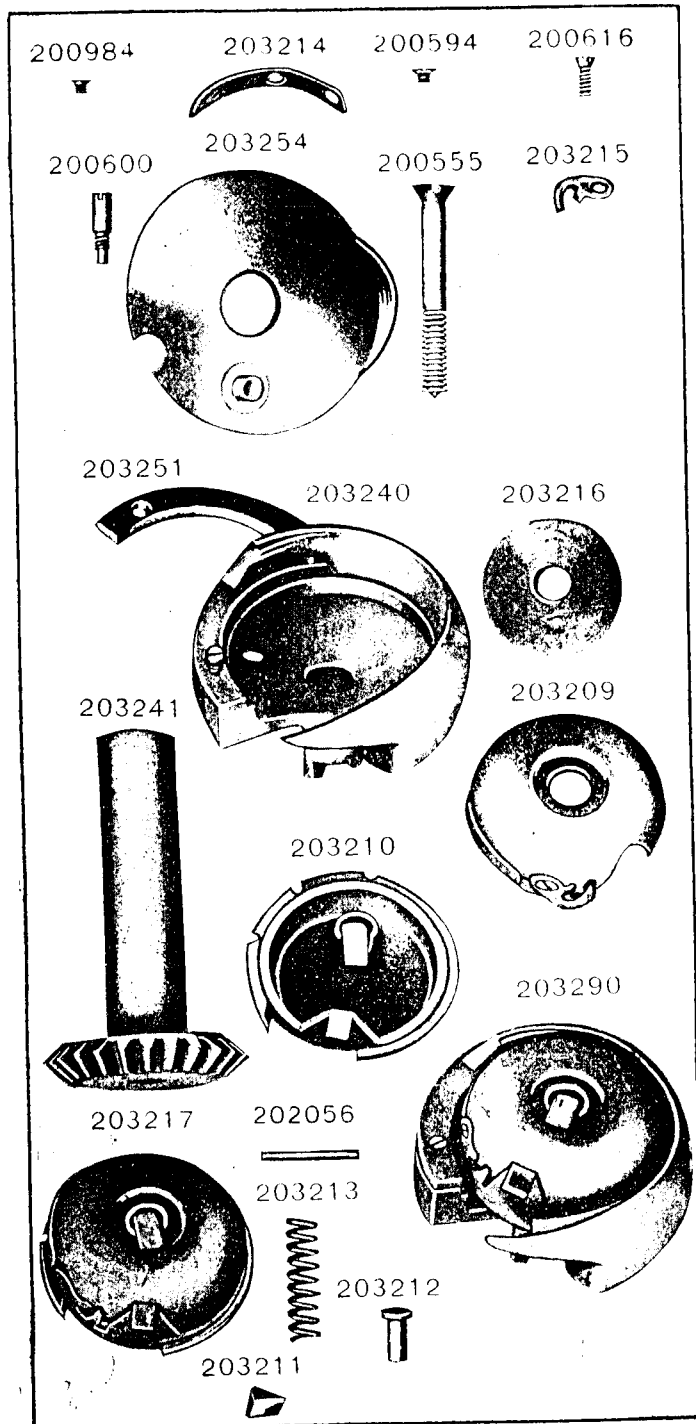


PLATE 12319 - FULL SIZE

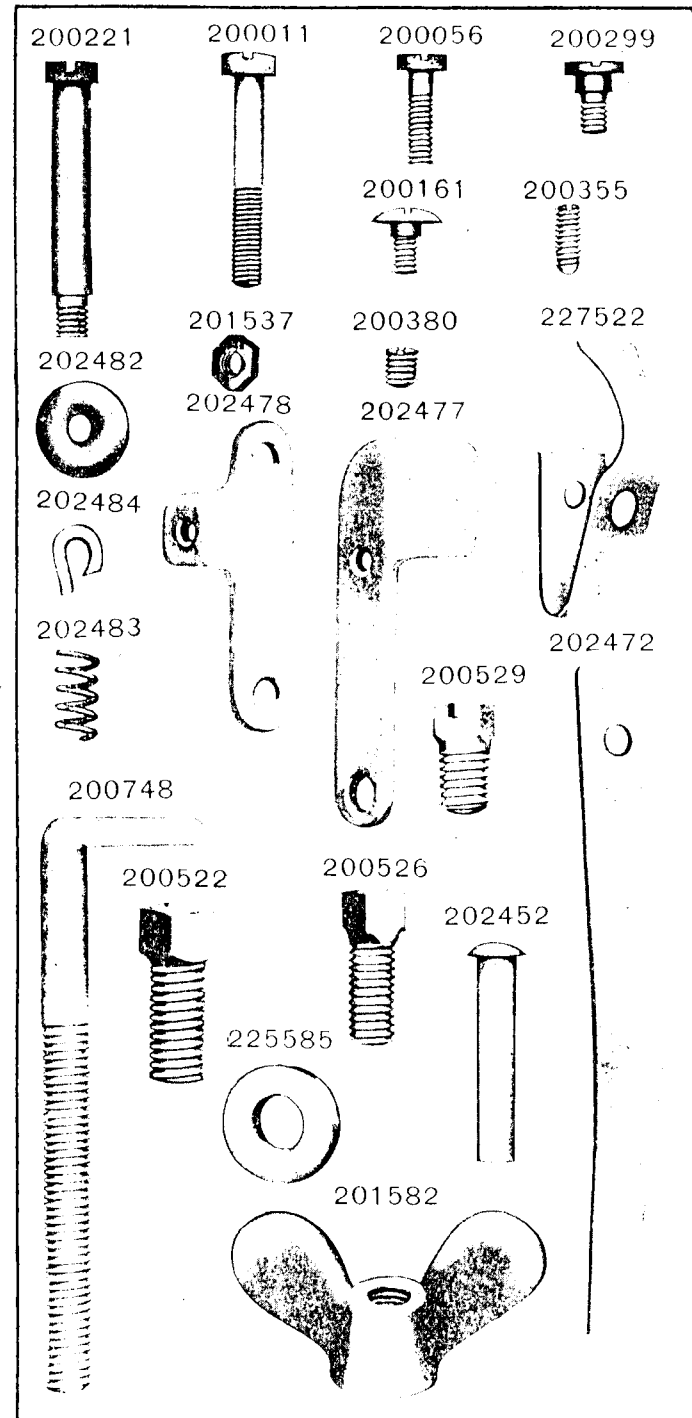


PLATE 12320-ONE-HALF SIZE

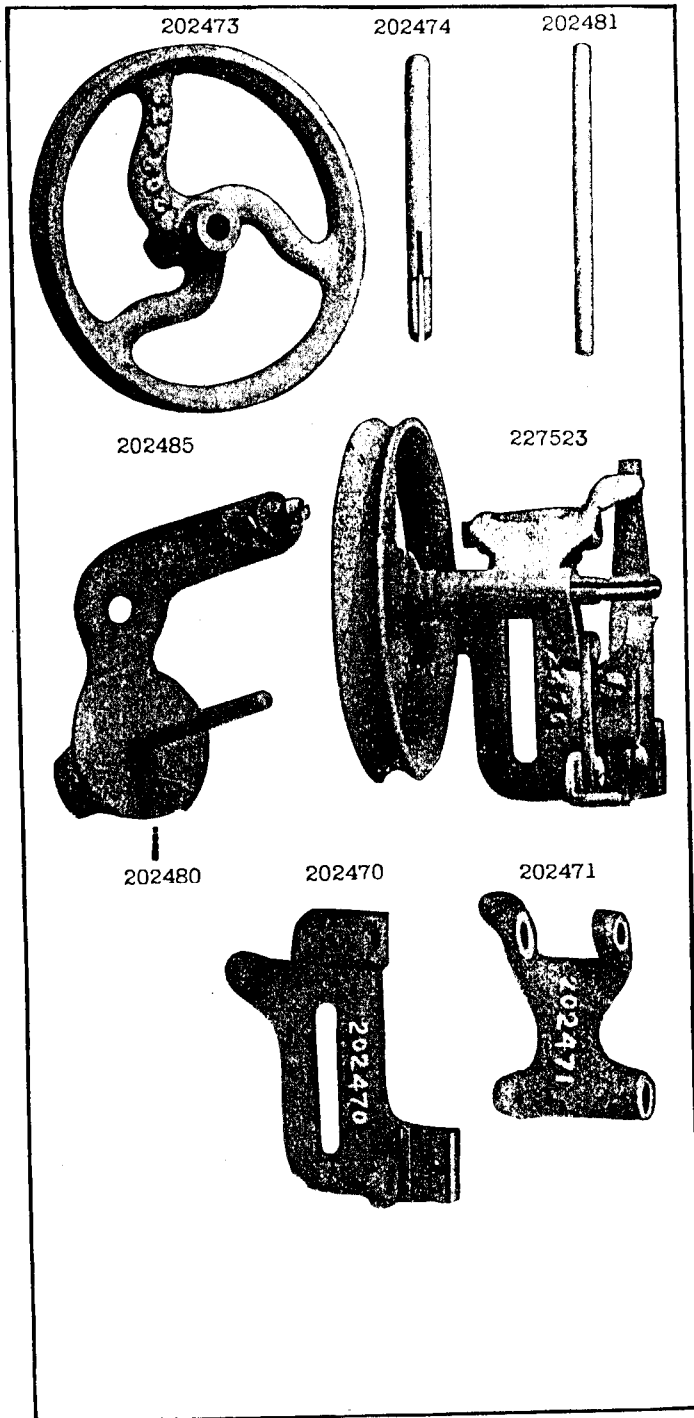


PLATE 12321-FULL SIZE

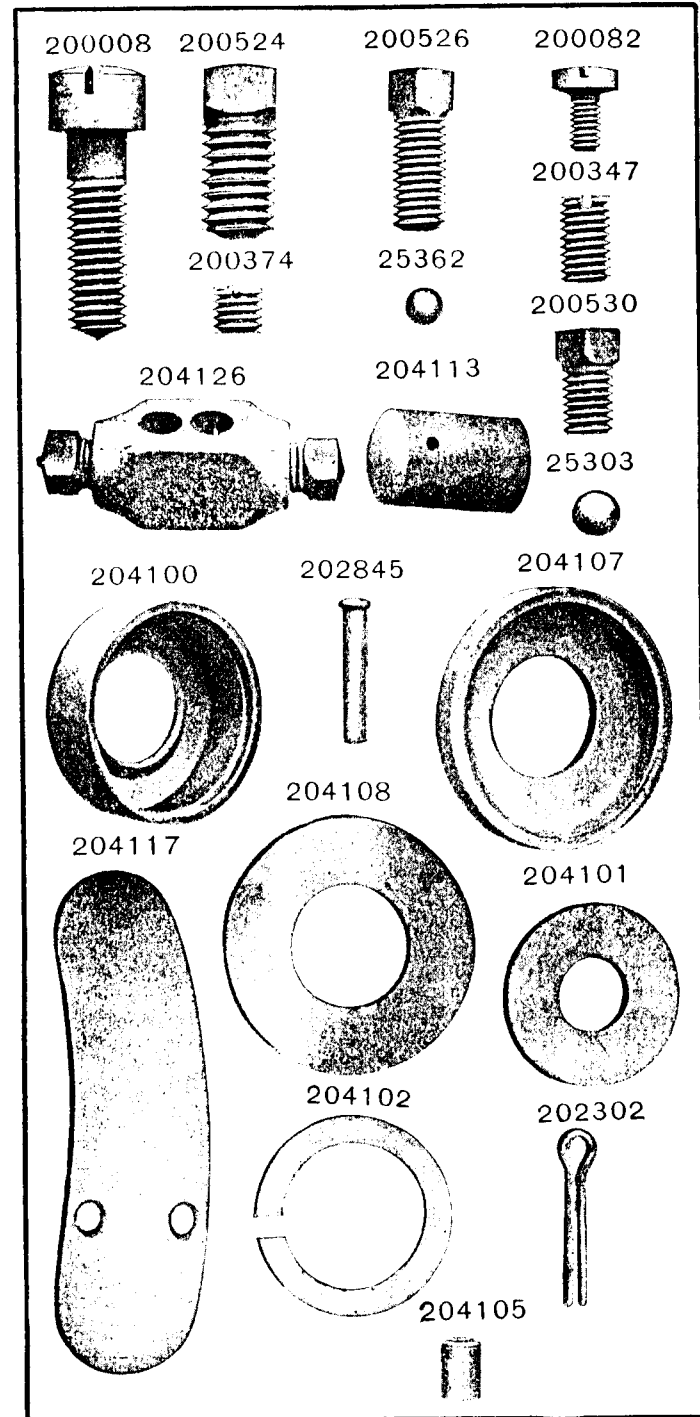


PLATE 12322—FULL SIZE

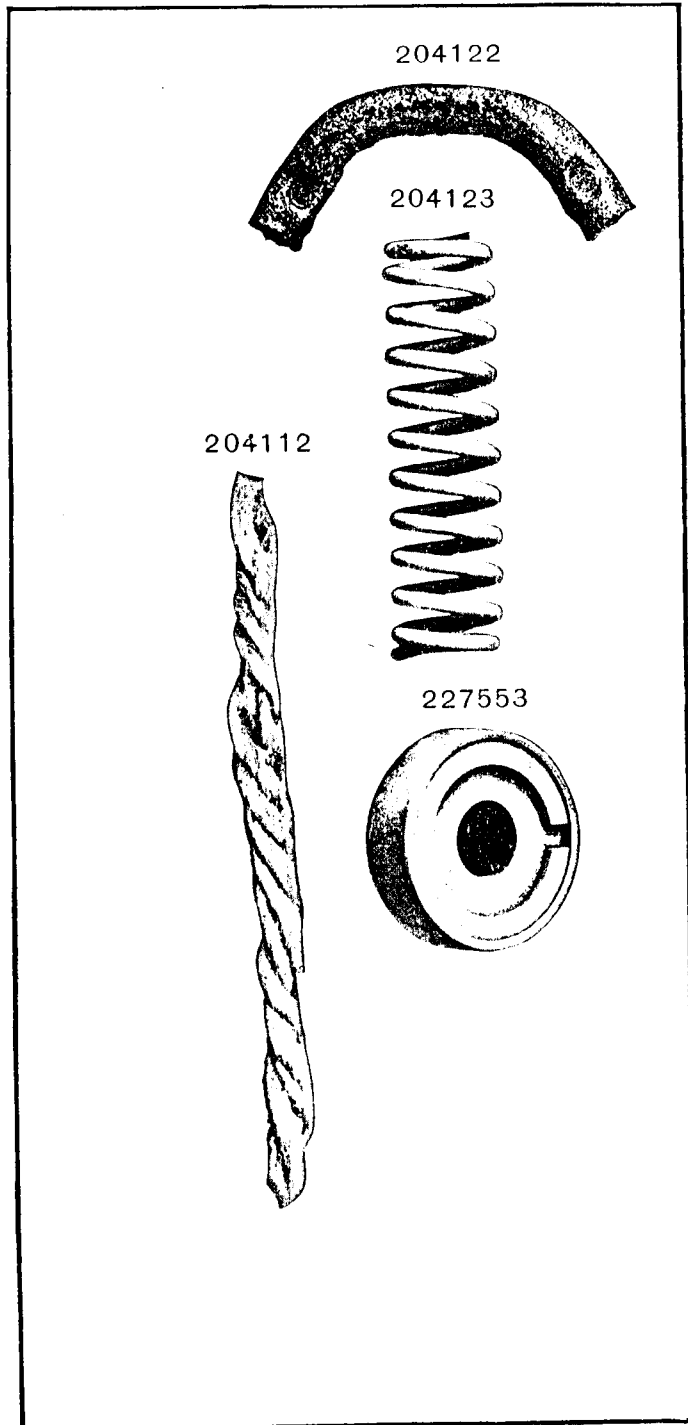


PLATE 12335—FULL SIZE

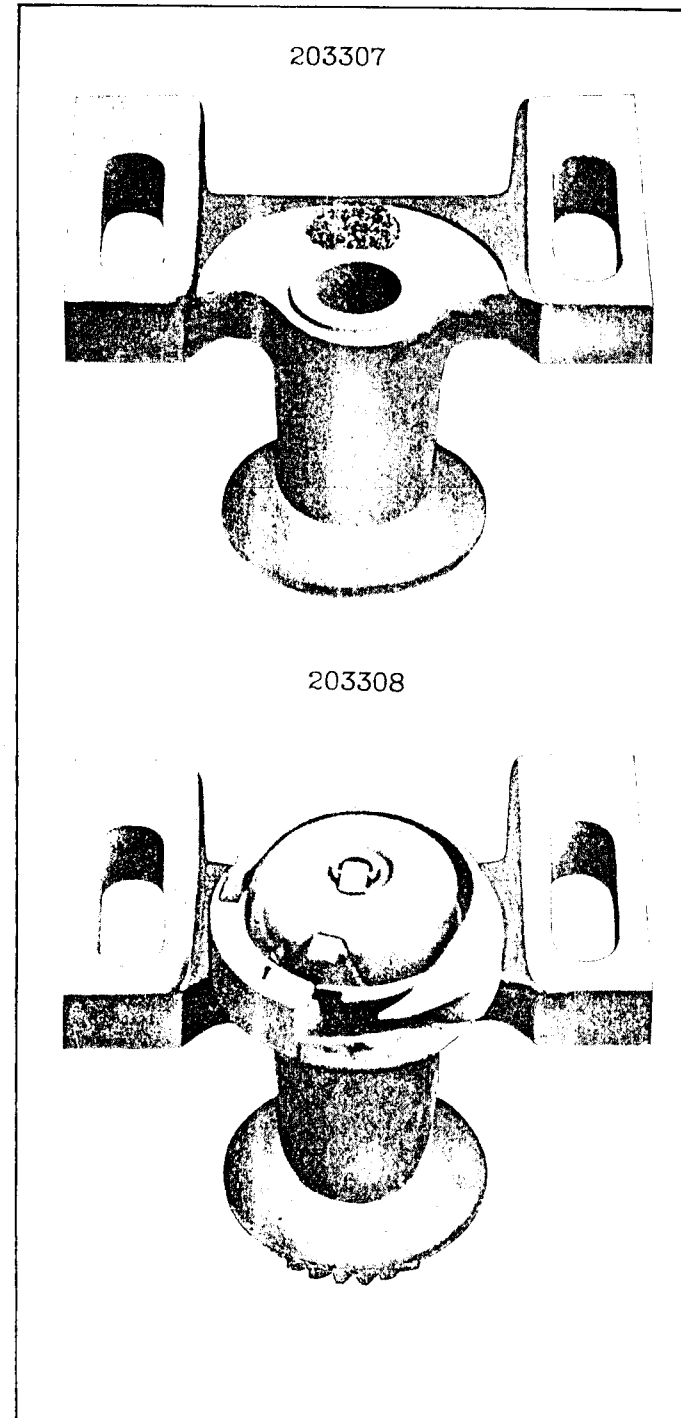


PLATE 12344-FULL SIZE

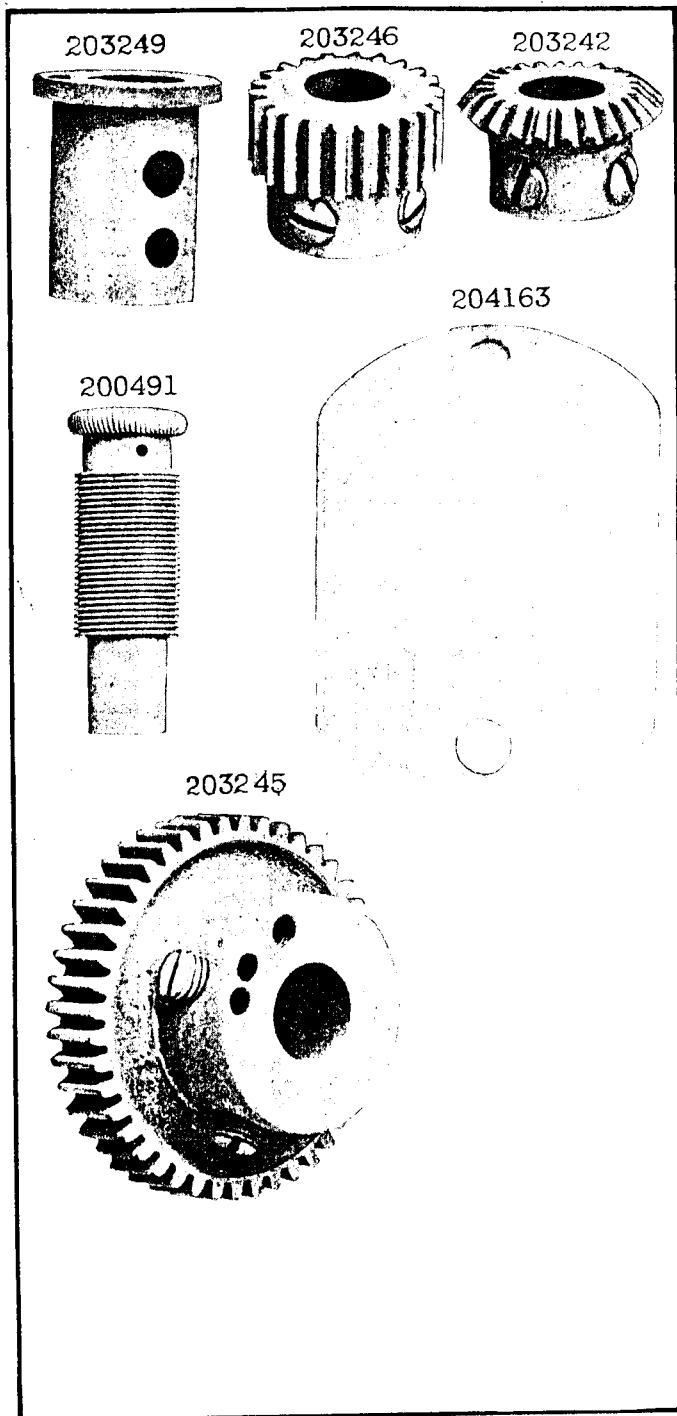


PLATE 14201-FULL SIZE

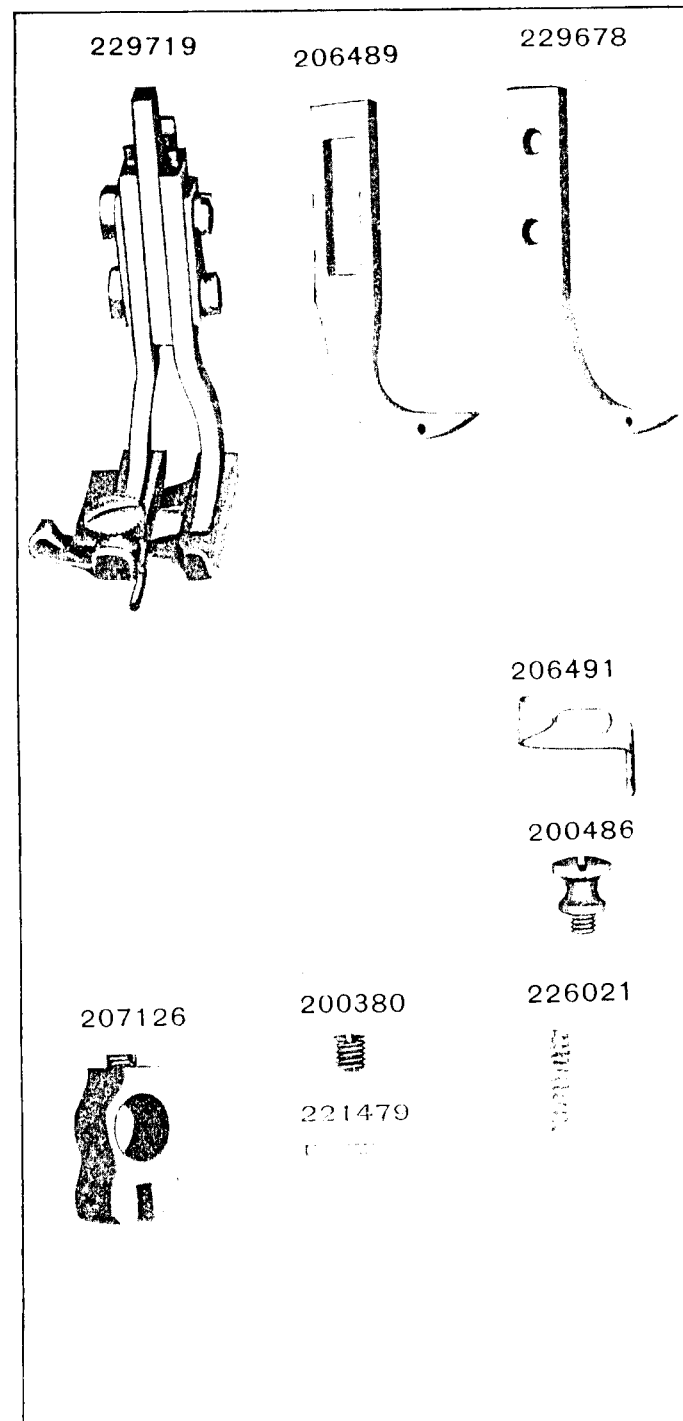


PLATE 14202-FULL SIZE

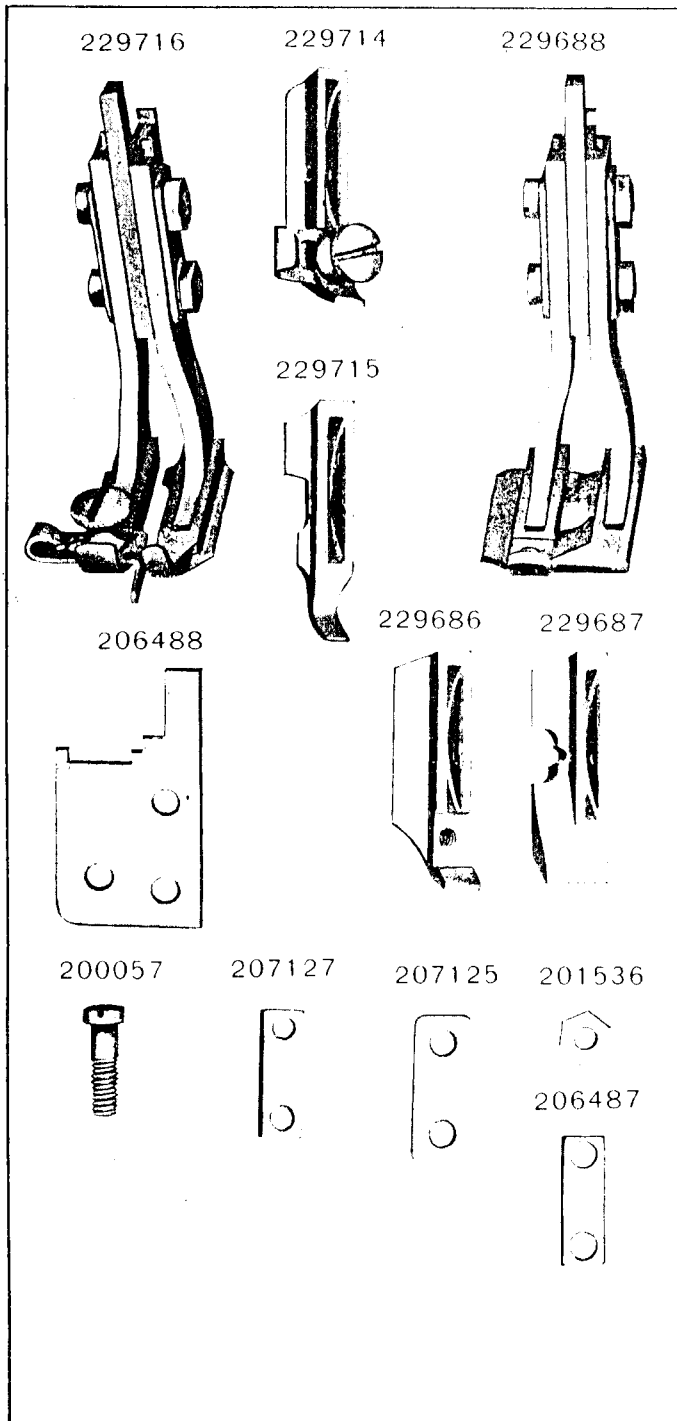


PLATE 14203-FULL SIZE

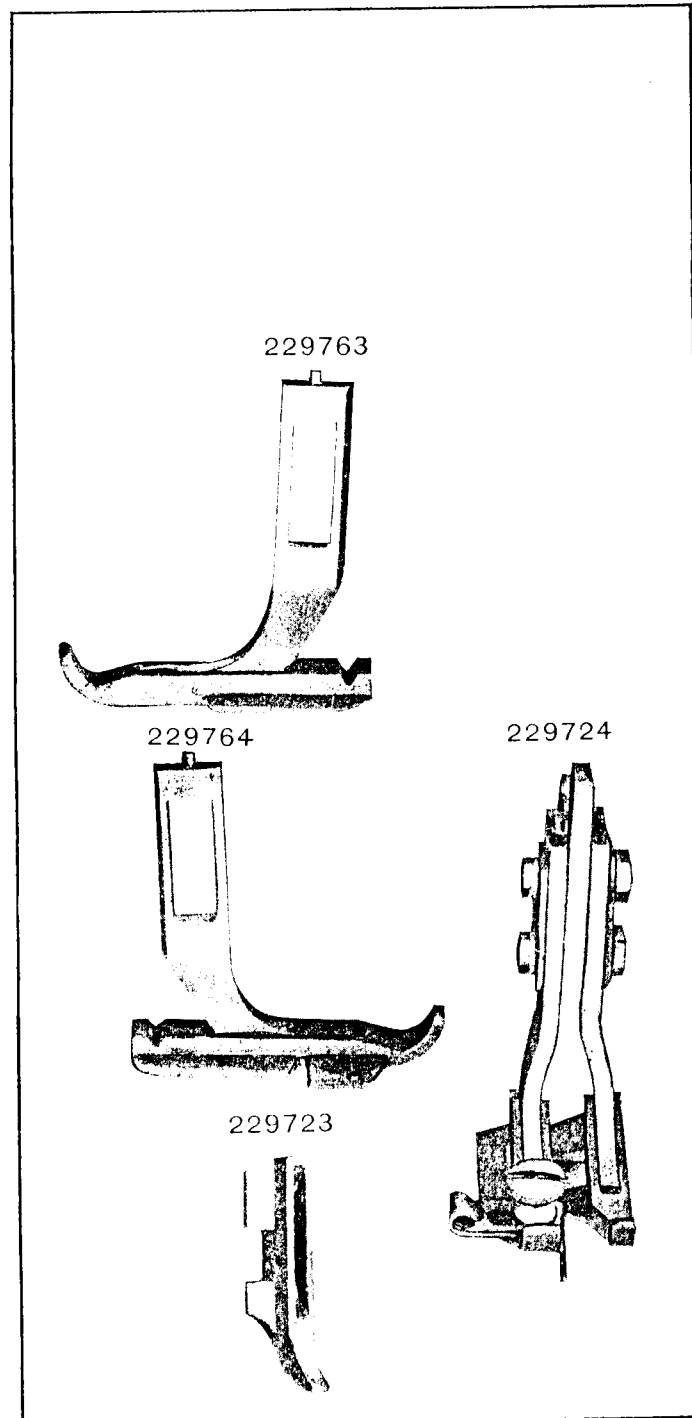


PLATE 14204-FULL SIZE

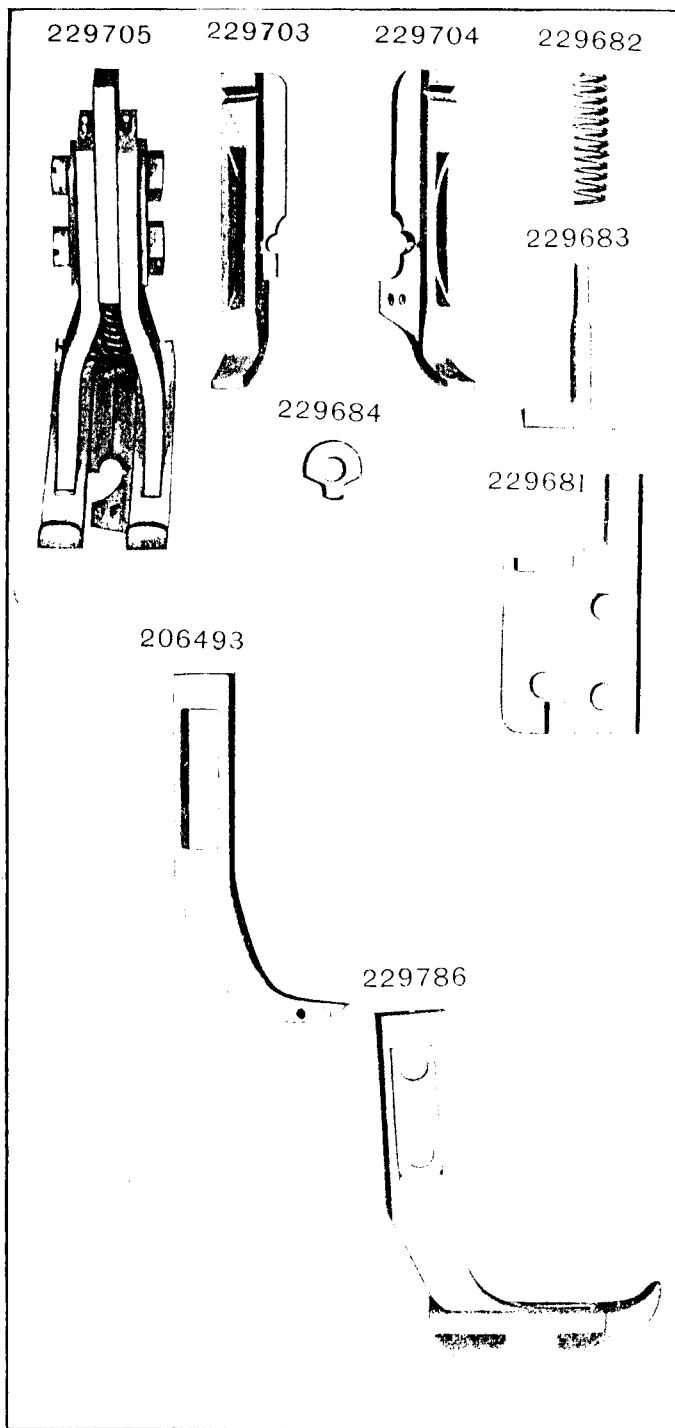


PLATE 14205-FULL SIZE

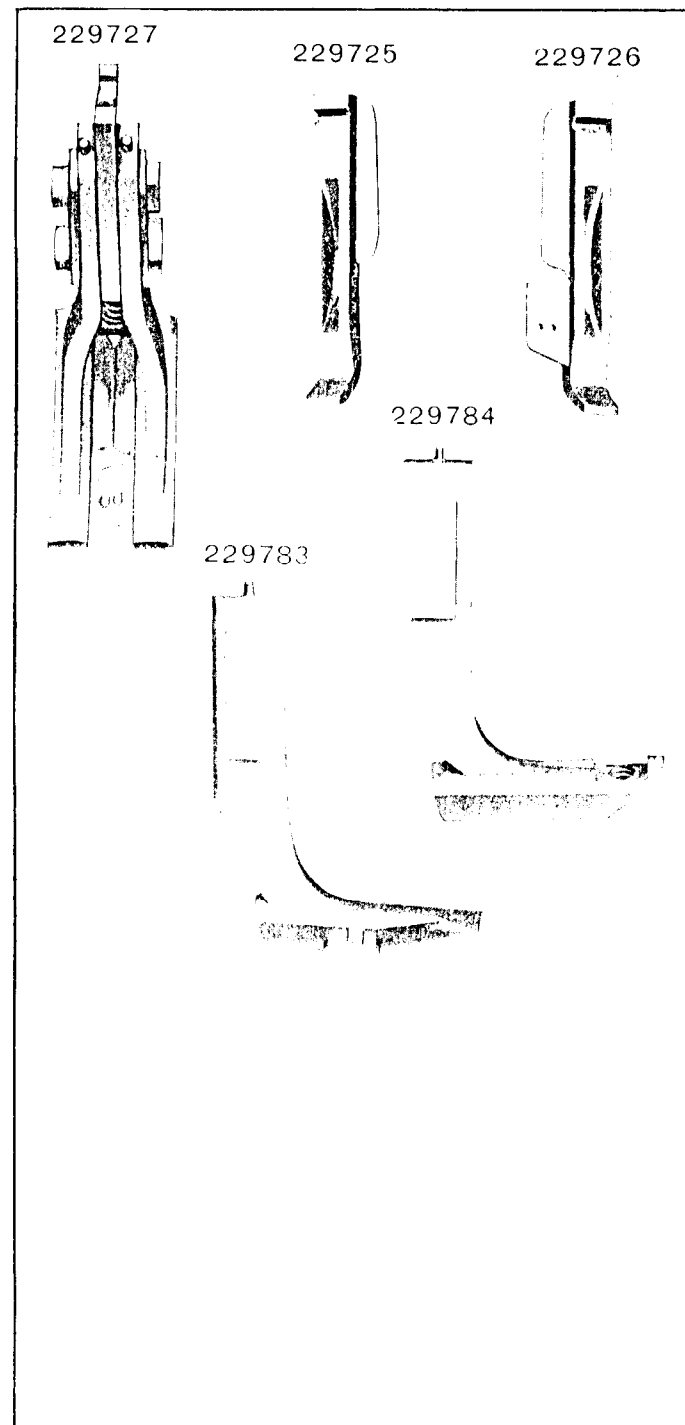


PLATE 14206-FULL SIZE

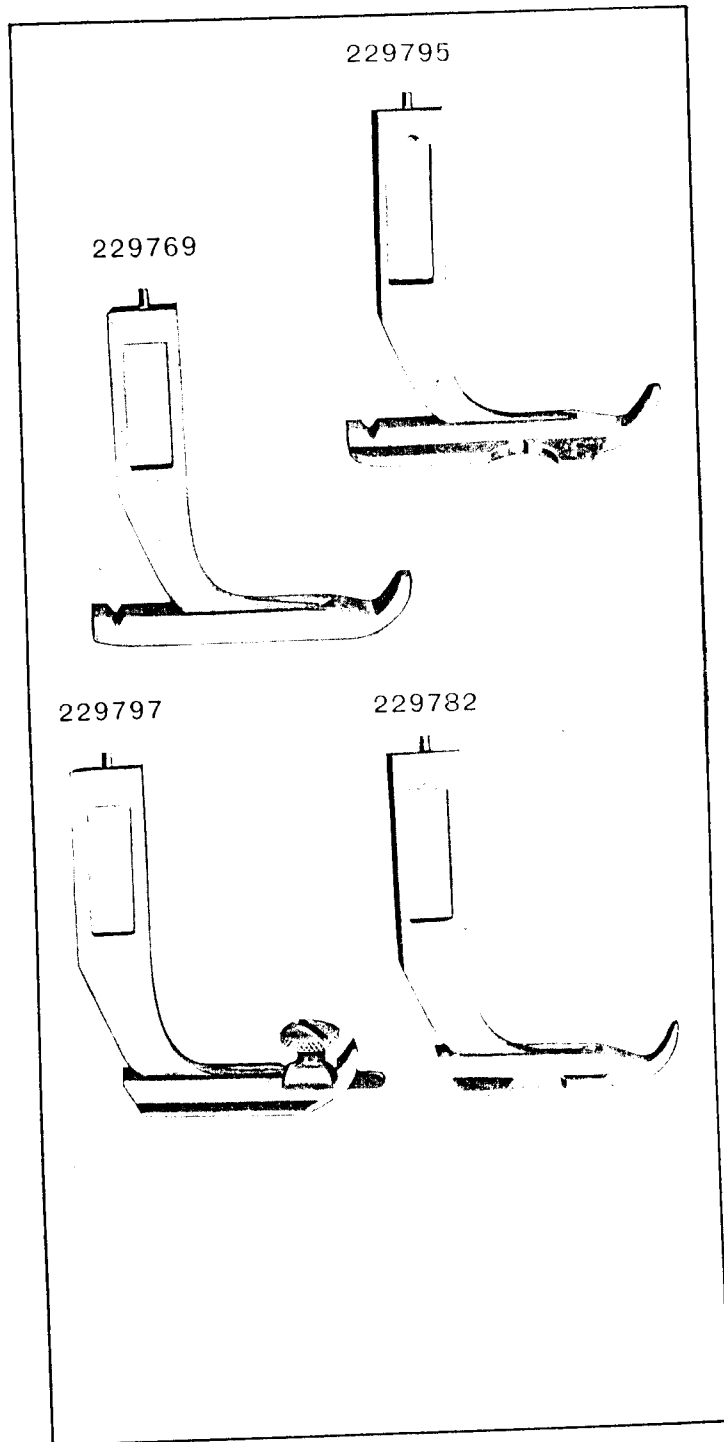


PLATE 14207-FULL SIZE

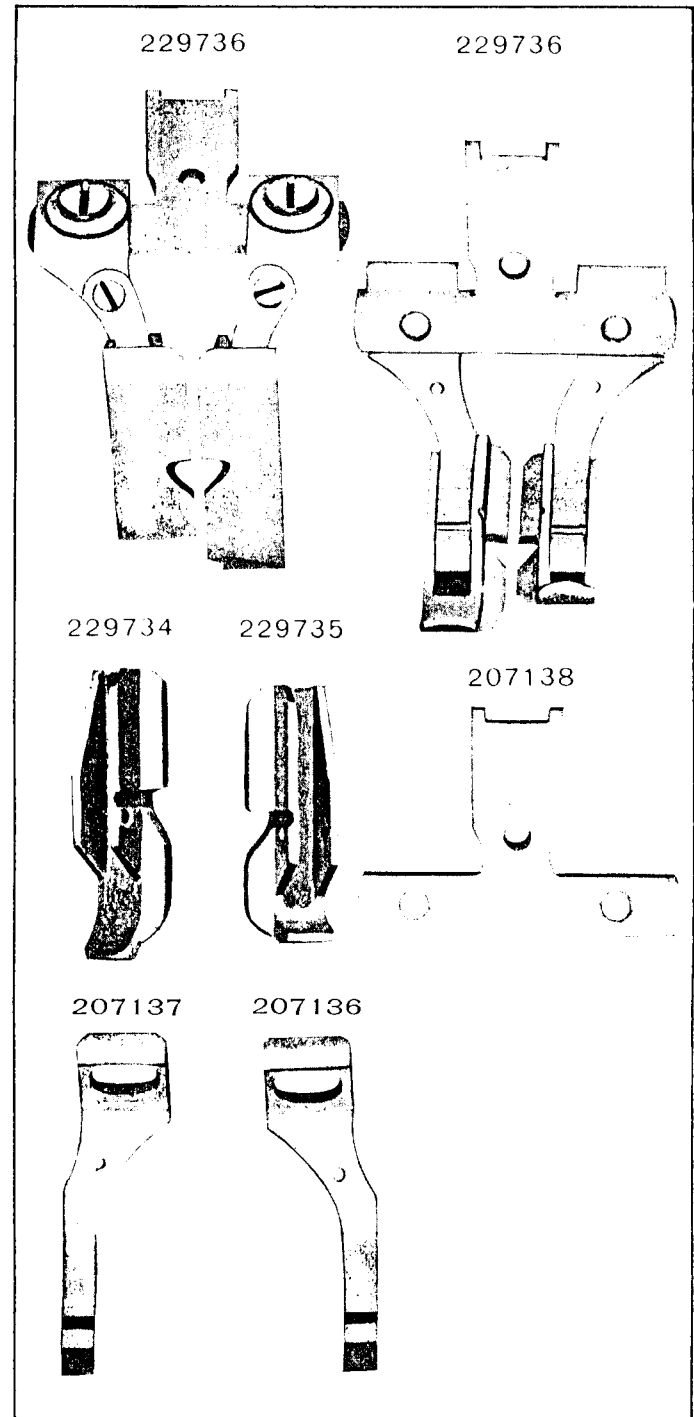


PLATE 14208-FULL SIZE

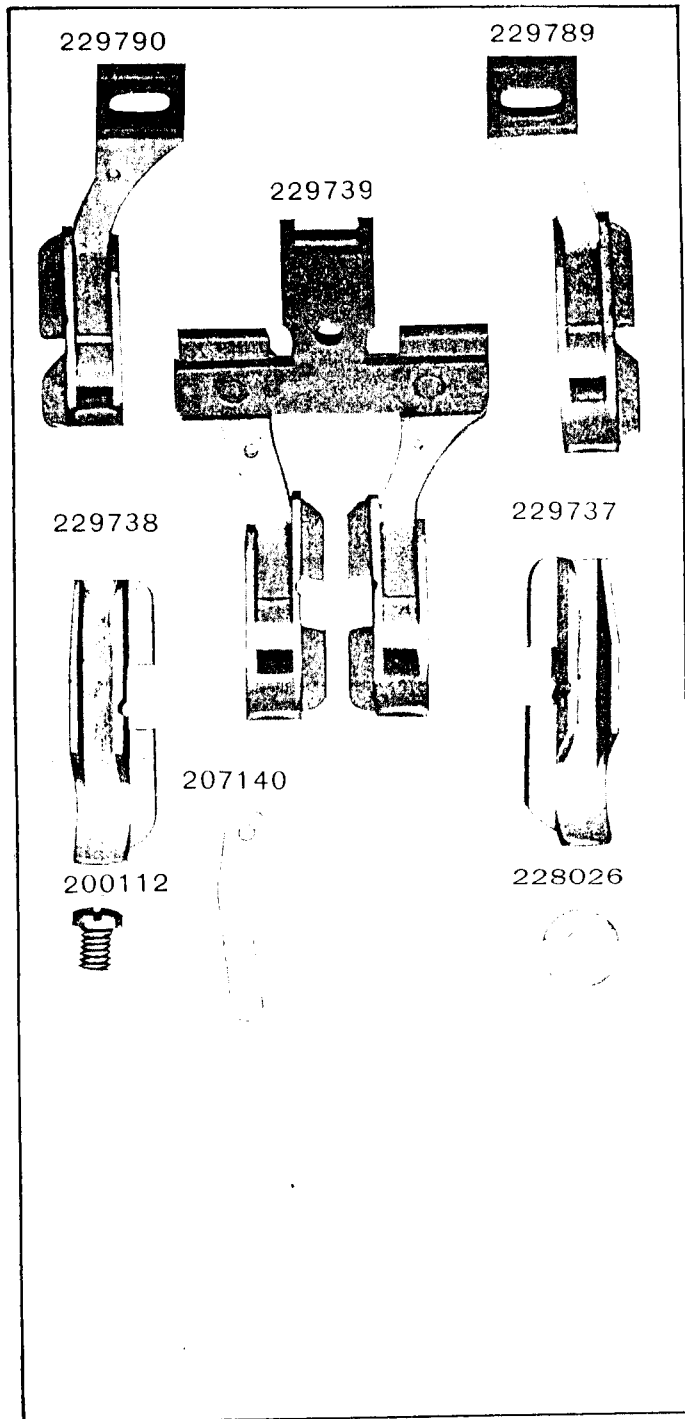


PLATE 14209-FULL SIZE

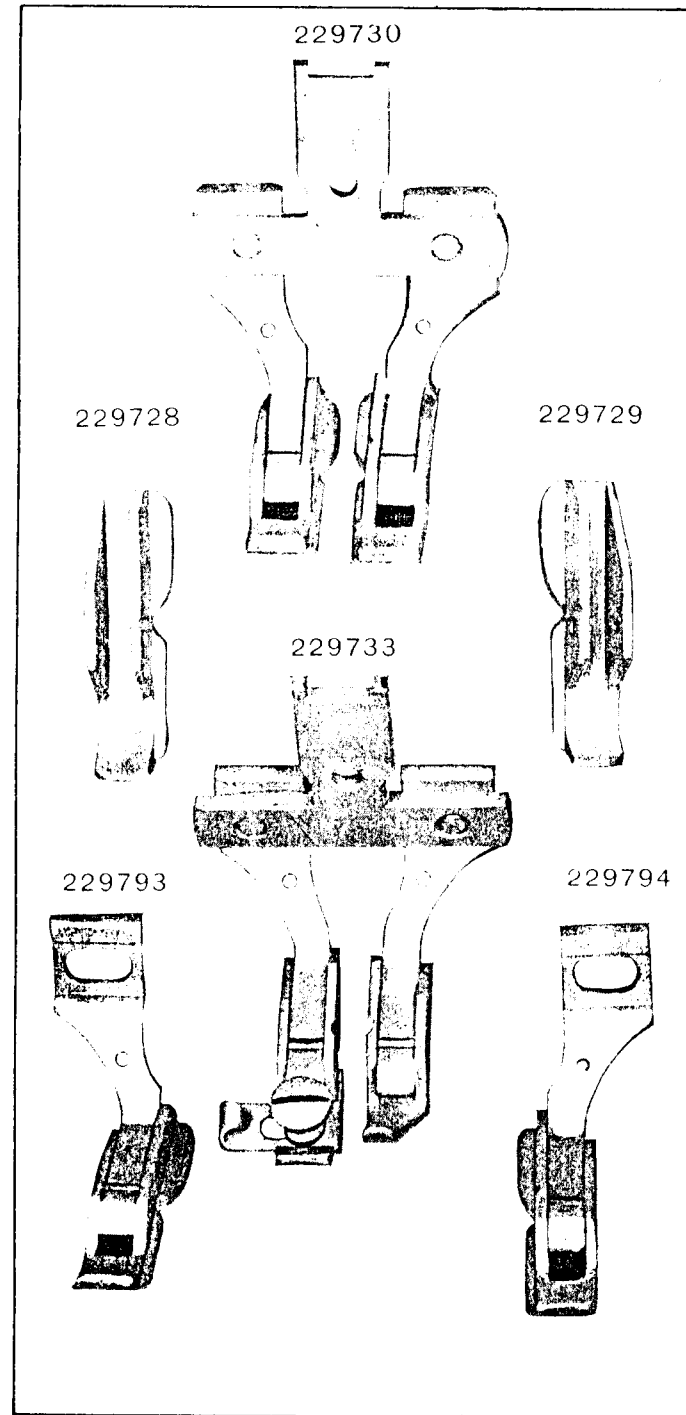


PLATE 14210—FULL SIZE

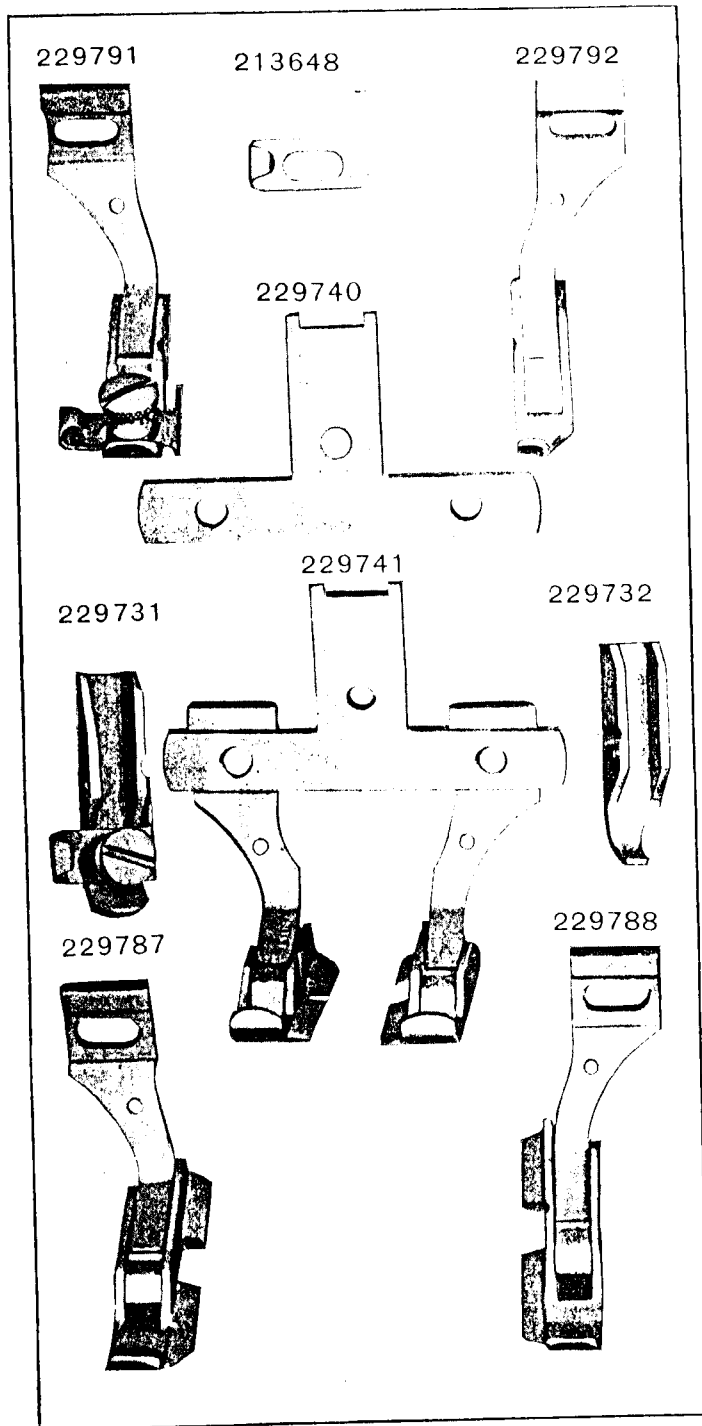


PLATE 14211—FULL SIZE

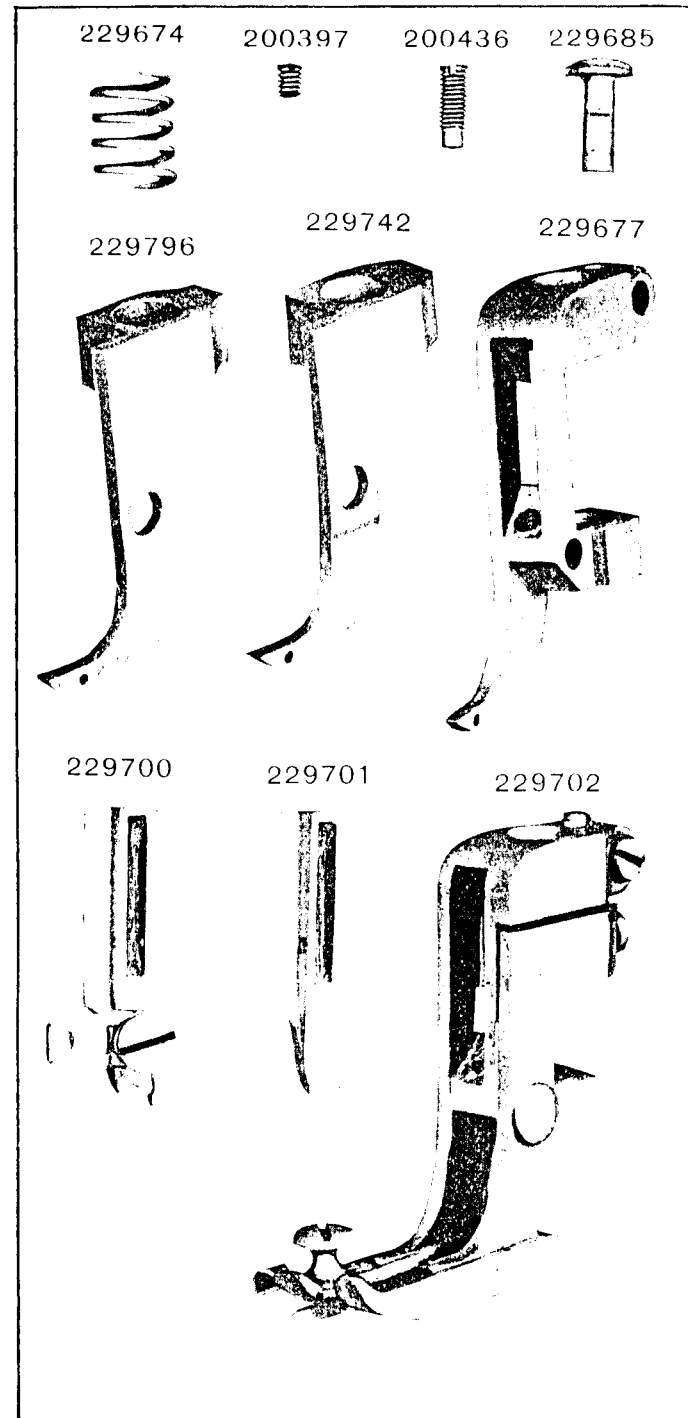
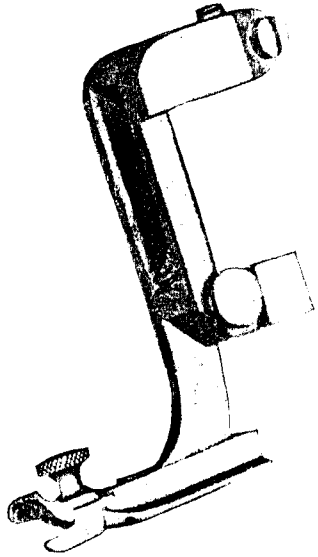


PLATE 14212—FULL SIZE

229780



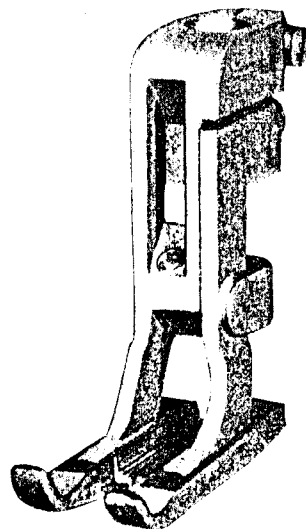
229781



229706



229708




229707

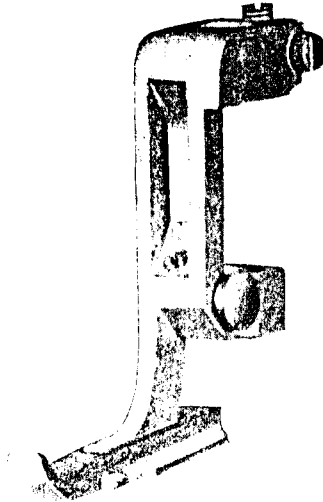


PLATE 14213—FULL SIZE


229676



229772



229773



229743

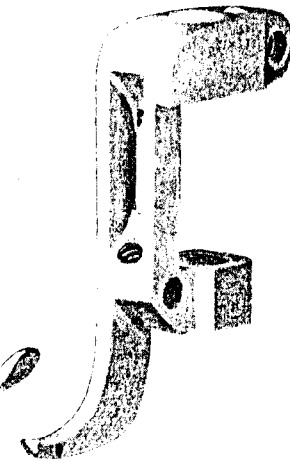




PLATE 14214-FULL SIZE

229776



229775



229711



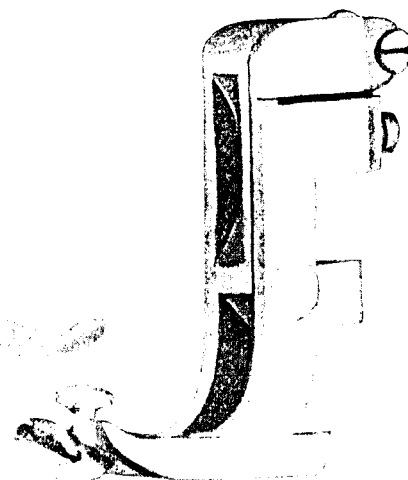


PLATE 14216-FULL SIZE

229768



229691



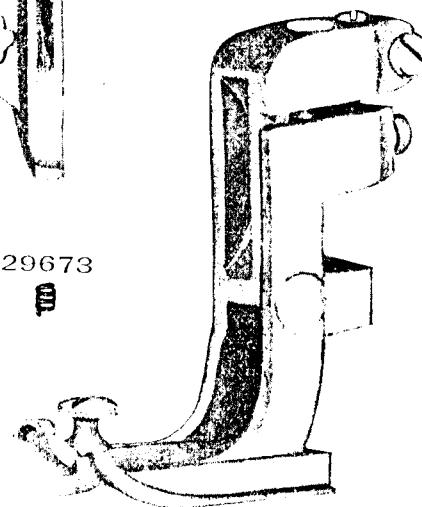
229692



229693



229694



229690

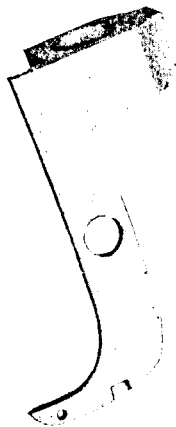


229673




PLATE 14217-FULL SIZE

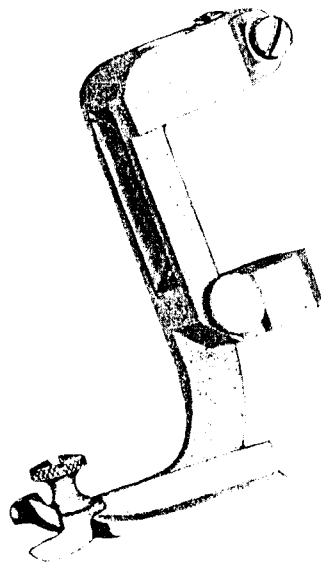
229680



229679



229770



229771




PLATE 14218-FULL SIZE

229695



229696



229778




PLATE 14526-ONE-HALF SIZE

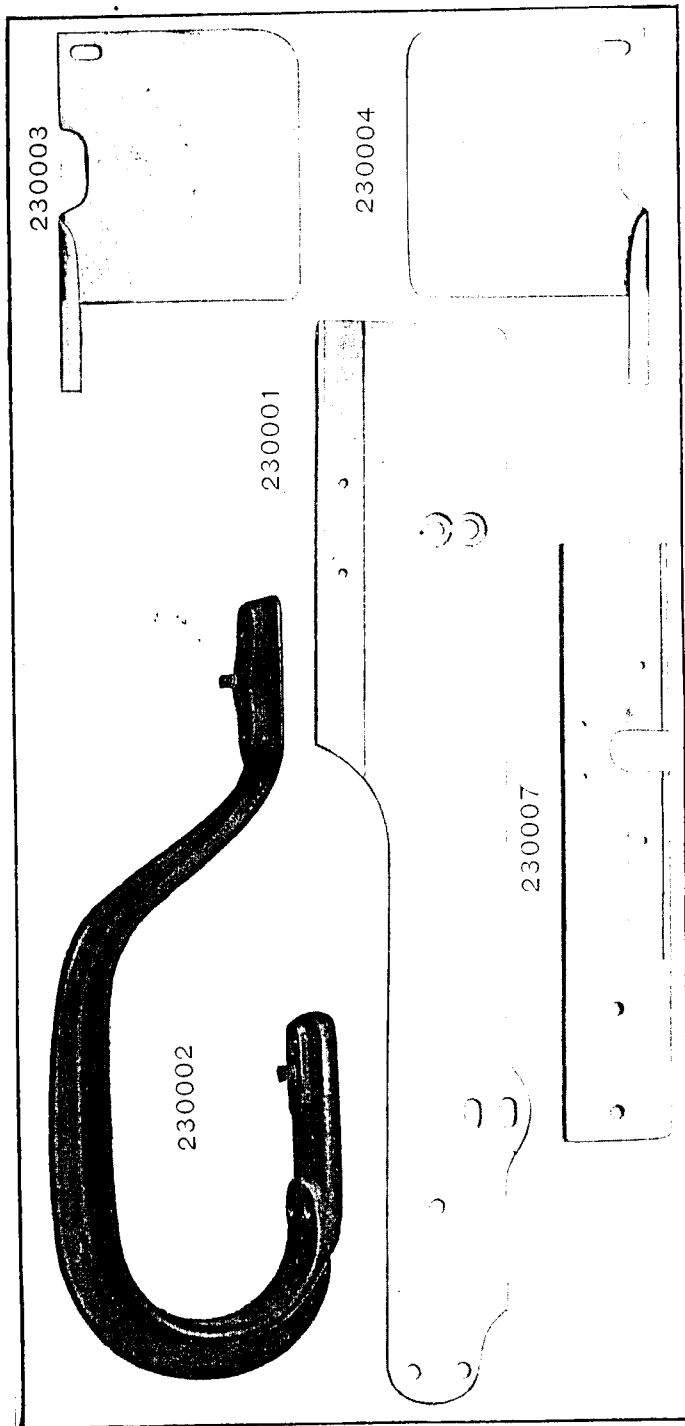


PLATE 14527-FULL SIZE

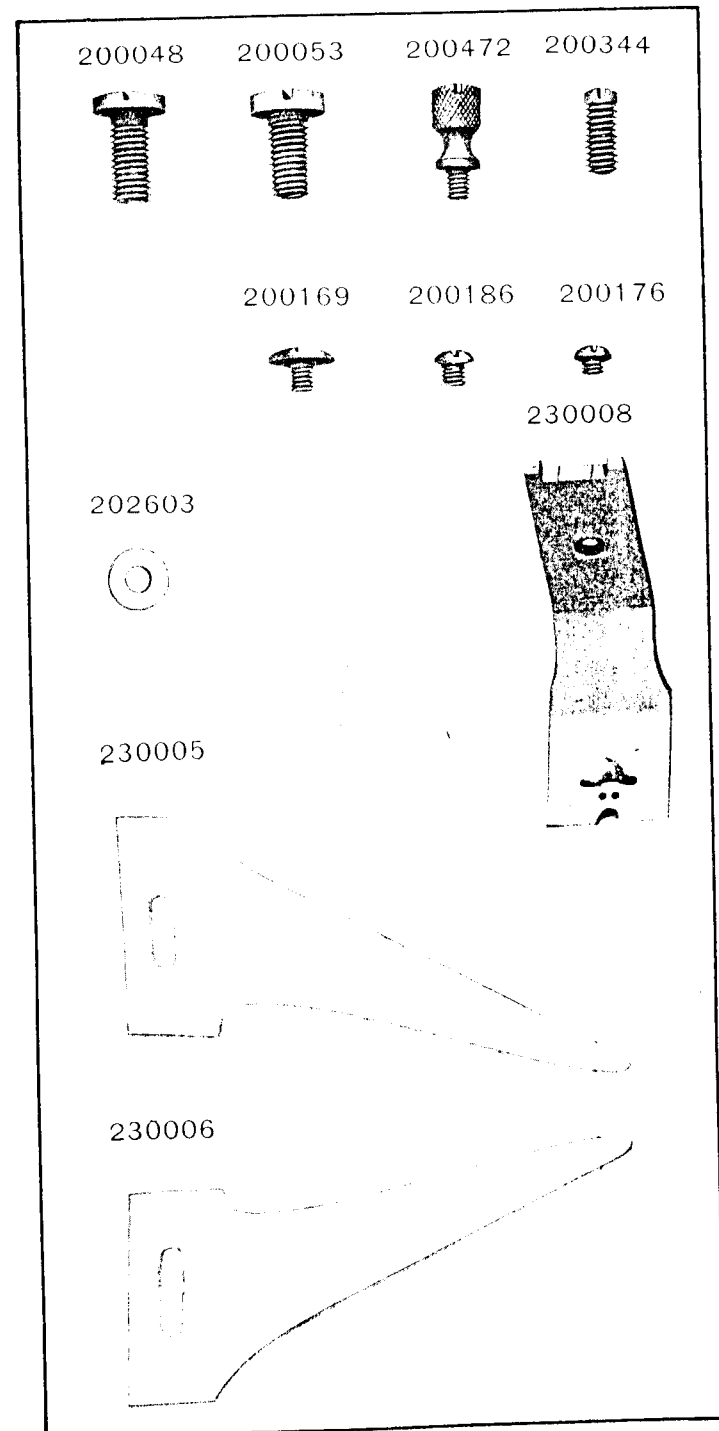


PLATE 14528—FULL SIZE

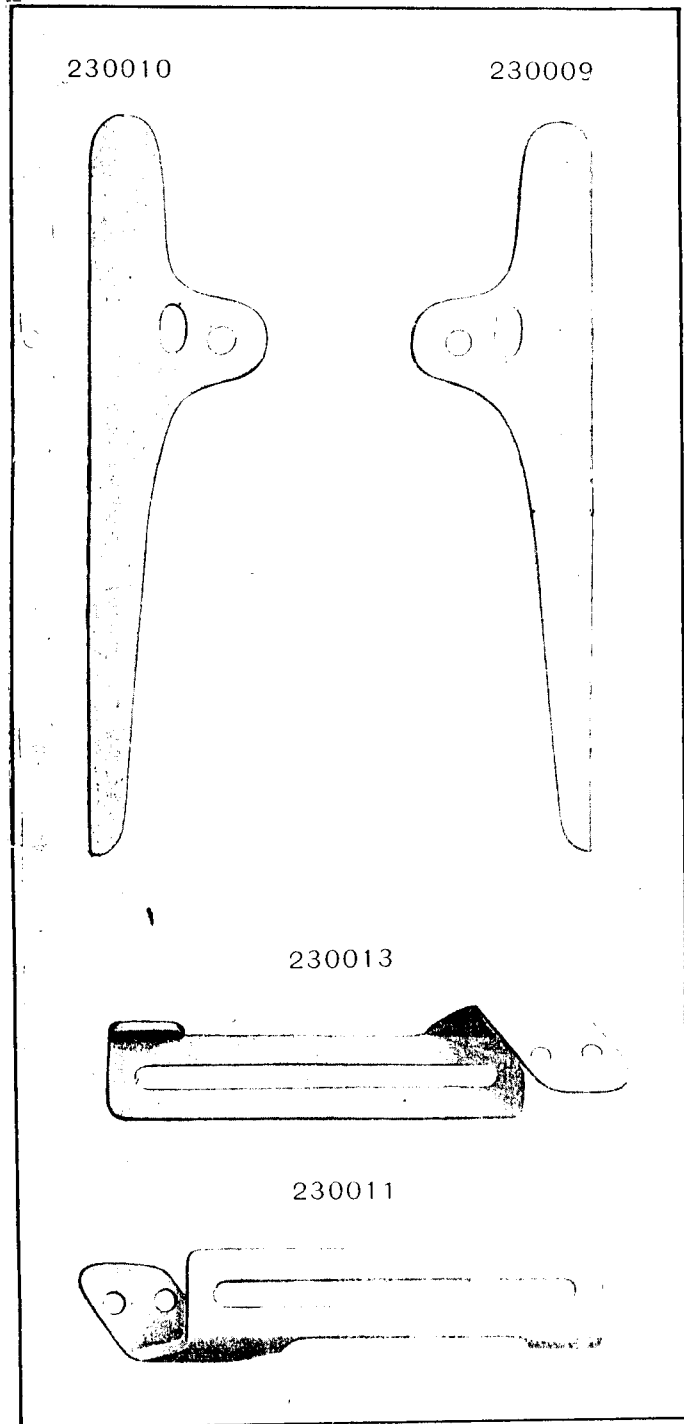


PLATE 14529—ONE-HALF SIZE

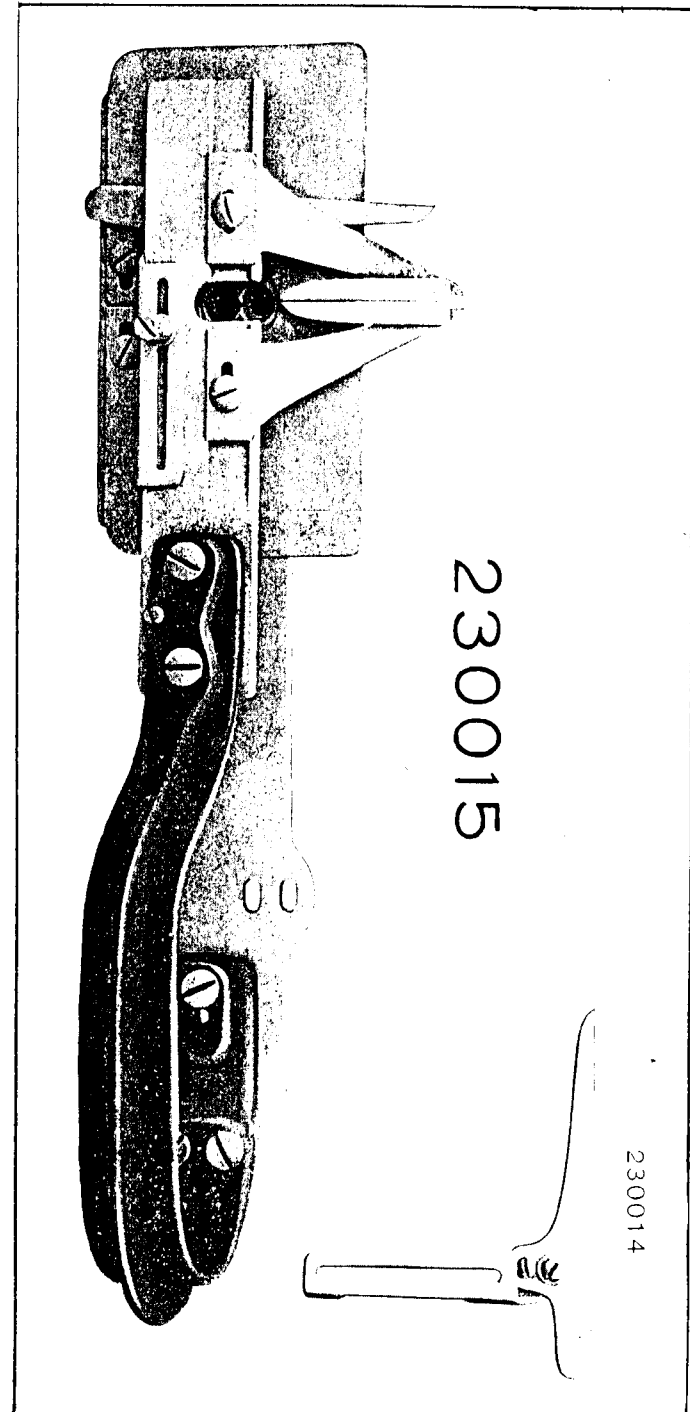


PLATE 14581 - FULL SIZE

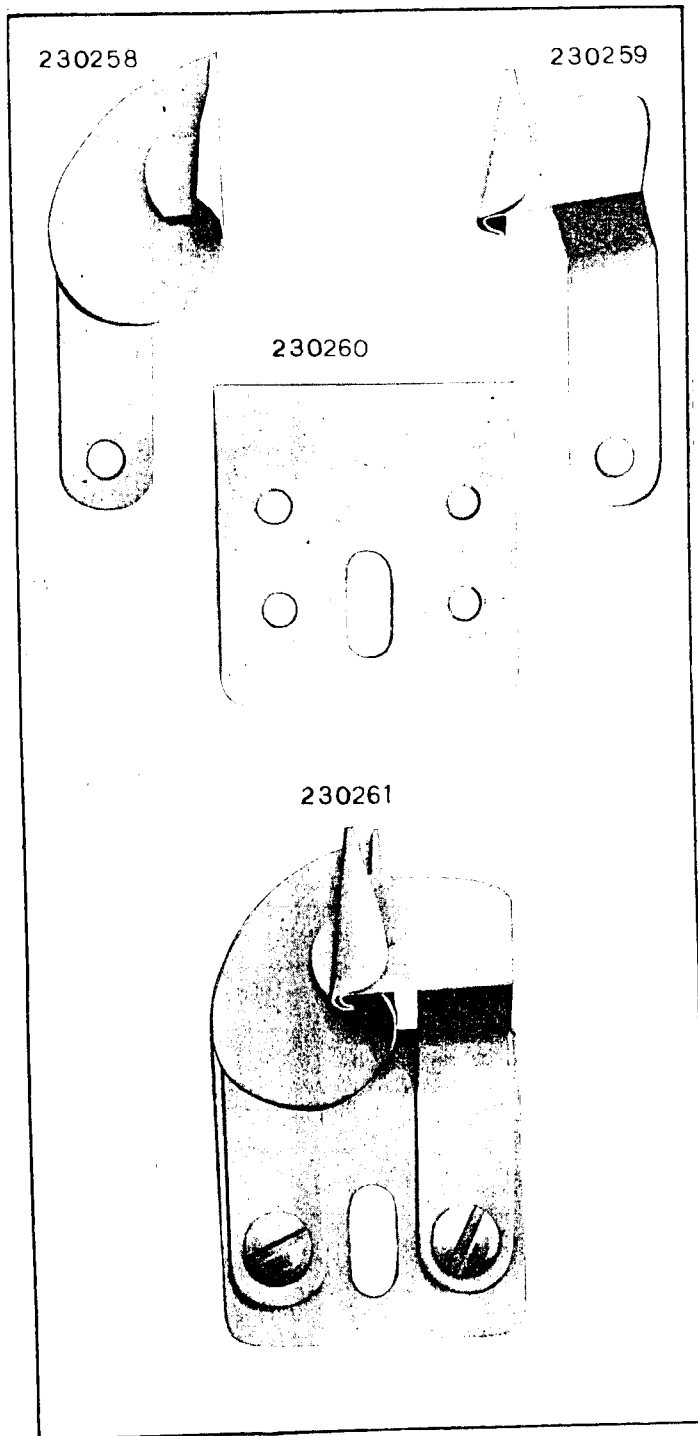


PLATE 14605 - ONE-HALF SIZE

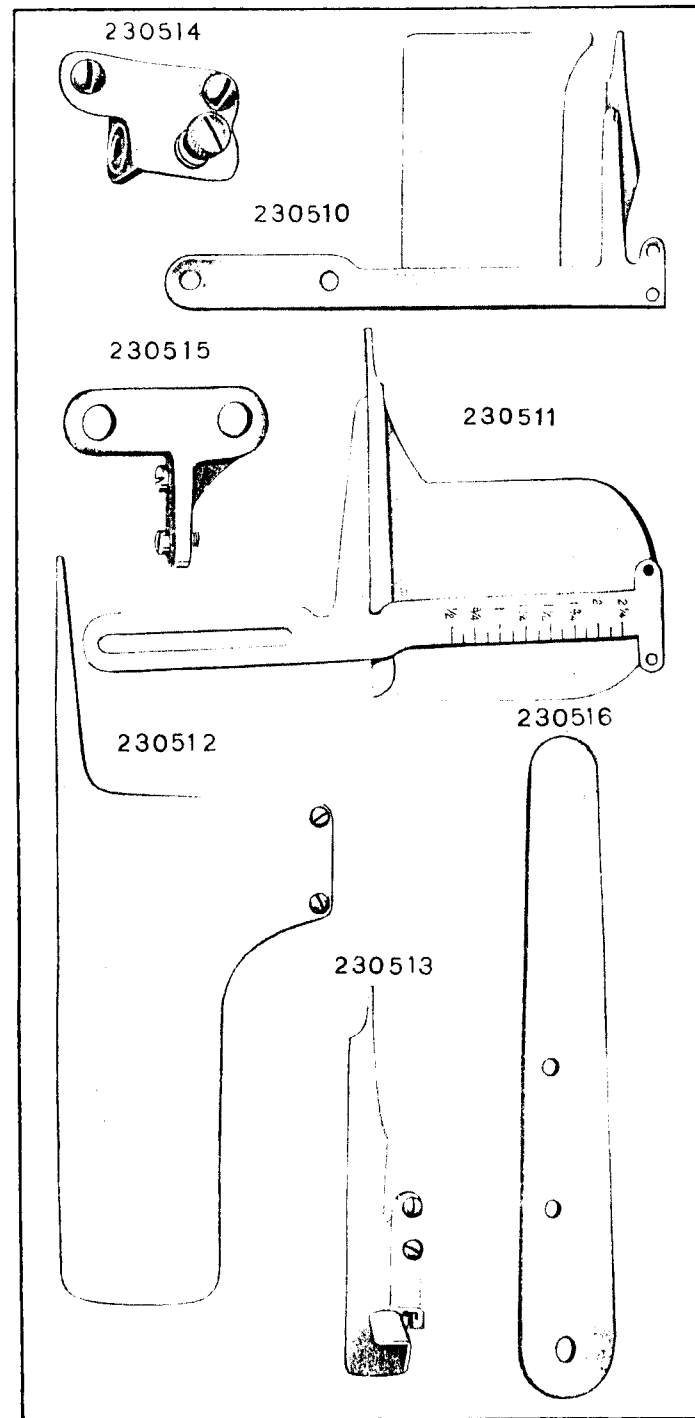


PLATE 14606—ONE-HALF SIZE

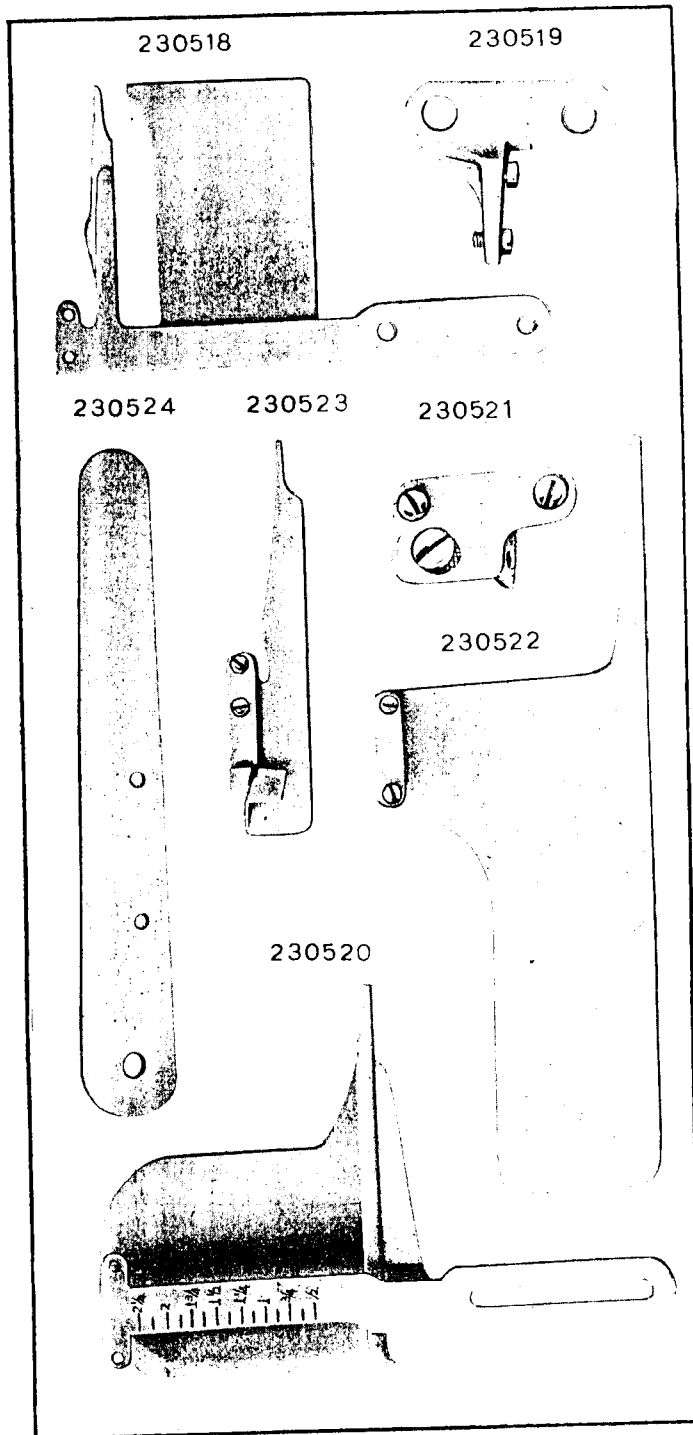


PLATE 14607—ONE-HALF SIZE

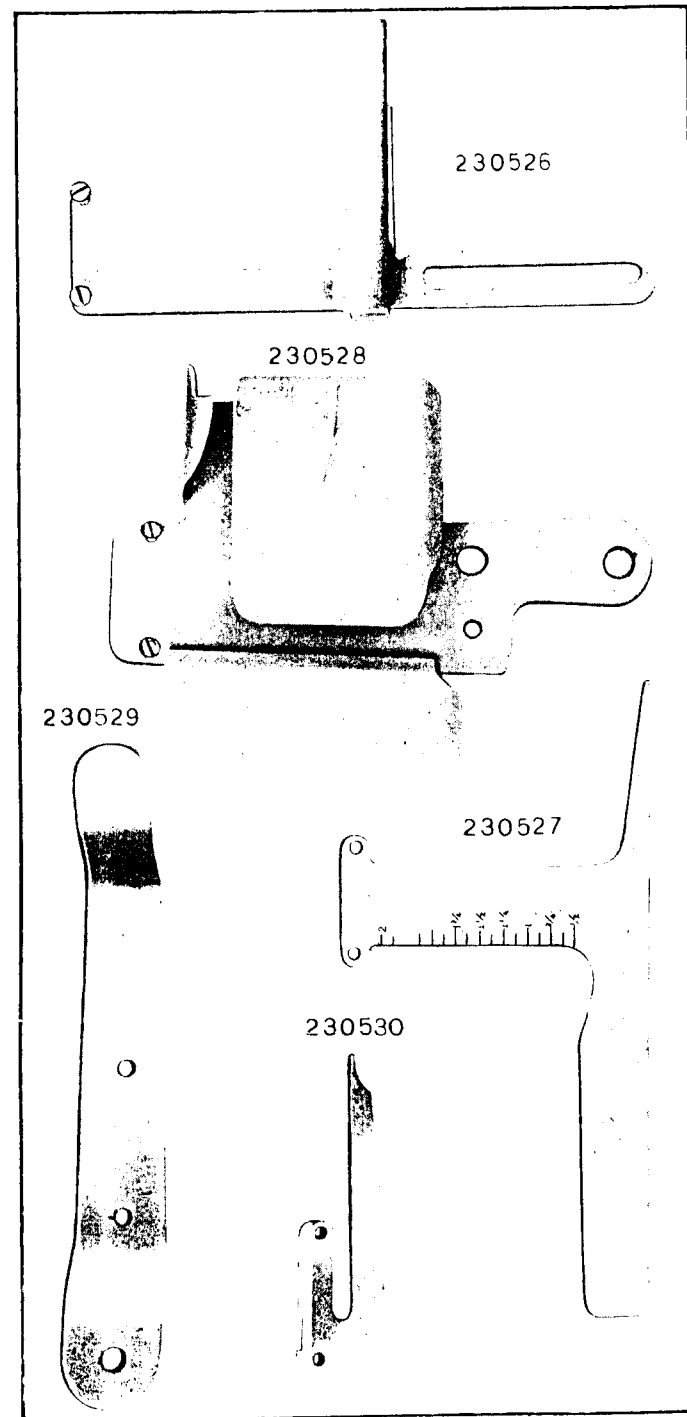


PLATE 14608 - ONE-HALF SIZE

