

SINGER
52W31

Form 2908w

(349)

Printed in U. S. A.

LIST OF PARTS



MACHINE No. 52w31

** A TRADE MARK OF

THE SINGER MANUFACTURING COMPANY

INSTRUCTIONS FOR OILING

To ensure easy running and prevent unnecessary wear of the parts which are in movable contact, the machine requires oiling and when in continuous use, "TYPE B" or "TYPE D" OIL, sold only by Singer Sewing Machine Company, should be applied at least twice each day to all oil holes marked "OIL"

INDEX

	PAGE
ACCESSORIES	13
BOBBIN WINDER	13
FEED DOGS	15
FOOT LIFTER	14
LAP SEAM FELLERS	17
MACHINE No. 52w31	5
MISCELLANEOUS PARTS	21
NUMERICAL LIST OF PARTS	23
PRESSER FEET	15
THREAD UNWINDER	14
THROAT PLATES	19
WORK PLATE AND LAP SEAM FELLER BASE PLATE	20

INSTRUCTIONS FOR ORDERING

In ordering from this list, use ONLY the PART number in the FIRST column.

The number stamped on a Sewing Machine Part is the number of the Single Part only, except when the part includes Set Screws, Clamping Screws, Studs and Rollers Spun on, Small Wires riveted, or Parts soldered together, etc., which it is necessary to furnish in combination.

Every combination of parts sent out has its specific number which, although not stamped on Parts (except in above case), must be used when ordering the combination.

Each number always indicates the SAME PART in whatever list it appears, or for whatever Machine.

The letters after some of the numbers indicate the style of finish only, as follows:

- A. Hardened, Polished, Nickel Plated and Buffed.
- B. Polished, Nickel Plated and Buffed.
- C. Hardened only.
- D. Polished only.
- E. Soft, not polished.
- F. Hardened and Polished.
- H. Blued.
- J. Nickel Plated only.
- R. Merlized.
- X. Black Oxide, for Iron and Steel.
- XC. Hardened and Black Oxide, for Iron or Steel.
- Y. Black Nickel Plated only.

These letters MUST BE USED when they appear in the list and AFTER the number, as in the list.

In this series

1 to 1500, 200001 to 201500 and 350001 to 351500 are Screw Numbers.
1501 to 1800, 201501 to 201800 and 351501 to 351800 are Nut Numbers.
1801 to 2000, 201801 to 202000 and 351801 to 352000 are Roller Numbers.
2001 to 50000 and 202001 to 350000 are Numbers of Machine Parts.

The figures in the second column refer only to the plate in which the illustration of the part is shown and are NOT TO BE USED in ordering.


Two or more numbers over a cut indicate that the difference between such parts is not visible in an illustration.

Parts marked with an asterisk (*) are furnished only when repairs are made at the factory.

LIST OF PARTS COMPLETE

5

FOR



MACHINE No. 52w31

HIGH SPEED. BALL BEARING. DROP FEED.

MAXIMUM STITCH 8 TO THE INCH.

FOR SHIRTS, UNDERWEAR, HOUSE DRESSES, CORSETS, ETC.

MADE IN GAUGES FROM $\frac{3}{32}$ TO $\frac{3}{4}$ INCH.

No.	Plate	Name
261937	-----	Arm with 200368H, 202135 and 234047
*234002	-----	" Base
204235	17658	" " Position Pin (2)
200010E	17658	" " Screw (3)
202005	17658	" " " Washer (3)
202247	17660	" Cap
200278H	17660	" " Screw
202248	17660	" " " Washer
10554	17658	" Position Pin (2)
200010E	17658	" Screw (3)
202005	17658	" " Washer (3)
261938	17660	" Shaft with 224392 and 350431E
249440	17660	" " Ball Bearing
*240054	17660	" " " " Collar with two 200378C
240055	17660	Arm Shaft Ball Bearing Collar 240054 with 249440
200378C	17660	Arm Shaft Ball Bearing Collar Set Screw

No.	Plate	Name
*249445	17660	Arm Shaft Ball Bearing (front) Collar with two 200378C
249446	17660	Arm Shaft Ball Bearing (front) Collar 249445 with 249440
200378C	17660	Arm Shaft Ball Bearing (front) Collar Set Screw
*249447	17660	Arm Shaft Ball Bearing (front) Sleeve
*240056	17660	" " " " Retaining Washer
*240053	17660	Arm Shaft Bushing (back)
200335C	17660	" " " " Set Screw
240057	17660	Arm Shaft Bushing (back, ball bearing) complete, Nos. 240053, 240055 and 240056
233977	17660	Arm Shaft Connection Belt
224104	17660	" " " " Pulley with 200327C, 200602E and two 202253
200602E	17660	Arm Shaft Connection Belt Pulley Position Screw
200327C	17660	Arm Shaft Connection Belt Pulley Set Screw
202253	17660	Arm Shaft Connection Belt Pulley Spring Flange
224392	17660	Arm Shaft Oil Packing (wick)
350431E	17660	" " " " Stop Screw
200502B	17660	" Thumb Screw
249481	17660	Balance Wheel (disc) (belt groove 2-1/8 in. diam.) with 200328C and 200335C
350419H	17660	Balance Wheel Adjusting Screw
200328C	17660	" " Position Screw
200335C	17660	" " Set Screw
*261904	-----	Bed
202258	17658	" Hinge Connection (2)
200570E	17658	" " " Screw (4)
203470	17669	Bobbin (2)
*261932	17669	" Case
203648	17669	" " Latch
*202056	17669	" " " Pin
203473	17669	" " " Plunger
203474	17669	" " " Spring
234079	17661	" " " Lever
234065	17661	" " " Driving Block
200076D	17661	" " " " " Screw (2)
201272C	17661	Bobbin Case Lever Hinge Screw
241674	17669	" " Oiling Felt
241675	17669	" " " " Retainer
350405C	17669	" " " " " Screw
203214	17669	" " Tension Spring
200984C	17669	" " " " " Regulating Screw
200594C	17669	Bobbin Case Tension Spring Screw
203216	17669	" " Washer (cloth)
261933	17669	Bobbin Case complete, Nos. 200594C, 200984C, 202056, 203214, 203216, 203473, 203474, 203648, 241674, 241675, 261932 and two 350405C

No.	Plate	Name
202274	17658	Face Plate
202135	17658	" " Position Pin
200462H	17658	" " Thumb Screw
212782	17662	Feed Dog, for 234150
221537	17662	" " " 234105
212724	17662	" " " 234112
212731	17662	" " " 234113
212734	17662	" " " 234114
212737	17663	" " " 234115
261907	17670	" " Lever
261939	17670	" " " Post
261941	17670	" " " " 261939 with 200064D, 201525E, 203624, 261907, 261931, 261940, 261942 and two 200098F
200024C	17670	Feed Dog Lever Post Screw (4)
203637	17670	" " " " " Washer (4)
203624	17670	" " " Retainer Washer
200098F	17670	" " " " " Screw
203610	17670	" " " Slide Block
261931	17670	" " " " " 203610 with 350348C
261940	17670	Feed Dog Lever Slide Block Bracket
200064D	17670	" " " " " " Screw
350348C	17670	" " " " " " Screw Stud
201525E	17670	" " " " " " " Nut
200098E	17670	Feed Dog Screw
261911	17659	" Driving Eccentric with 200382C and 201220C
261912	17659	Feed Driving Eccentric Connection
200541E	17659	" " " " " Screw
201220C	17659	" " " " " Position Screw
200382C	17659	" " " " " Set Screw
261942	17670	" Regulating Index Plate
203061	17658	Foot Lifter Lifting Lever
200242H	17658	" " " " " Hinge Screw
234019	17658	" " " " " Rod with 202302
202302	17658	Foot Lifter Lifting Lever Rod Cotter Pin
203058	17658	Foot Lifter Lifting Lever Rod Coupling with 200530C
200530C	17658	Foot Lifter Lifting Lever Rod Coupling Set Screw
233361	17658	Foot Lifter Lifting Lever Spring
200273D	17658	" " " " " " Screw
233390	17658	" " " " " " Washer
*261934	-----	Hook
261935	17669	" 261934 with 203525 and two 201253F
261936	17669	Hook and Bobbin Case complete, Nos. 261933 and 261935
234088	17661	Hook Bevel Gear Socket, 14 teeth
234024	17661	" " " " " Friction Washer
200555H	17661	" " " " " Screw
241551	17659	" " " " " Pinion (inside) with two 200378C

No.	Plate	Name
261918	17659	Hook Bevel Pinion (outside) with two 200378C
200378C	17659	Hook Bevel Pinion Set Screw
261930	17659	" Driving Shaft
249440	17659	" " " Ball Bearing
*261919	17659	" " " " " Collar with 200362C and 201222C
261920	17659	Hook Driving Shaft Ball Bearing Collar 261919 with 249440
201222C	17659	Hook Driving Shaft Ball Bearing Collar Position Screw
200362C	17659	Hook Driving Shaft Ball Bearing Collar Set Screw
*240056	17659	Hook Driving Shaft Ball Bearing Retaining Washer
201215F	17659	Hook Driving Shaft Ball Bearing Retaining Washer Screw
*261921	17659	Hook Driving Shaft Bushing (back)
200362C	17659	" " " " " Set Screw
261922	17659	Hook Driving Shaft Bushing (back, ball bearing) complete, Nos. 240056, 261920, 261921 and three 201215F
202321	17659	Hook Driving Shaft Bushing (front or center) (2)
200346C	17659	Hook Driving Shaft Bushing (front or center) Screw (2)
234028	17659	Hook Driving Shaft Connection Belt Pulley with 202253 and two 201254C
201254C	17659	Hook Driving Shaft Connection Belt Pulley Set Screw
202253	17659	Hook Driving Shaft Connection Belt Pulley Spring Flange
224392	17659	Hook Driving Shaft Oil Packing (wick) (3)
203525	17669	Hook Glb
201253F	17669	" " Screw
261943	17661	" Post
261947	17661	" " 261943 with 200555H, 201272C, 202299, 234024, 234065, 234079, 234088, 234141, 261936, 261945, 261946, two 200076D and 200161D
261948	17661	Hook Post 261947 with 203630, 221215, 234073 and eight 200583H
261949	17661	Hook Post 261947 with 221215, 234083, 261944 and eight 200583H
200159F	17670	Hook Post Clamping Screw
203630	17661	" " Cover Plate (back) (inside)
234083	17661	" " " " " (outside)
234073	17661	" " " " " (front) (inside)
261944	17661	" " " " " (outside)
200583H	17661	" " " " " Screw
261945	17661	" " Oiling Felt (lower)
261946	17661	" " " " (upper)
200161D	17661	" " " " " Screw
202299	17661	" " Oil Packing (wick)

No.	Plate	Name
200008C	17661	Hook Post Screw (4)
203637	17661	" " " Washer (4)
221215	17661	" " Slide
234141	17669	" Washer
261950	-----	Hook Post combination (inside and outside) complete, Nos. 261941, 261948, 261949 and two 200159F
223686	17664	Needle Bar
235871	17664	" " Bushing (lower)
235872	17664	" " " (upper)
200352C	17664	" " " Set Screw (2)
263163	17664	" " Connecting Link
263036	17664	" " " " Oil Guard
200161D	17664	" " " " " " Screw
263037	17664	Needle Bar Connecting Link Oiling Felt
200161D	17664	" " " " " " " Screw (2)
202333	17664	Needle Bar Connecting Link Stud with 202254
202254	17664	Needle Bar Connecting Link Stud Oil Packing (wick)
200374C	17664	Needle Bar Connecting Link Stud Set Screw
200383C	17664	Needle Bar Connecting Link Stud Set Screw
264714	17664	Needle Bar Connecting Stud with 200072C and 202277
202277	17664	Needle Bar Connecting Stud Oil Packing (wick)
200072C	17664	Needle Bar Connecting Stud Pinch Screw
202551	17664	" " Crank with 200335C, 200374C, 200383C, 200428C and 202333
249396	17664	Needle Bar Crank Friction Washer
200428C	17664	" " " Position Screw
200335C	17664	" " " Set Screw
231383	17664	" Holder in gauges from 3/32 to 15/32 in., in steps of 1/32 in., with 201030F and two 200141F
231402	17664	Needle Holder in gauges from 1/2 to 3/4 in., in steps of 1/32 in., with 201030F and two 200141F
201030F	17664	Needle Holder Set Screw
200141F	17664	" Set Screw
244033	17664	Presser Bar (hollow)
202335	17664	" " 244033 with 200074F
241535	17664	" " Bushing
200352C	17664	" " " Set Screw
202554	17664	" " Lifter
200653C	17664	" " " Hinge Screw
244006	17664	" " Lifting Releasing Lever
		Bracket
200260D	17664	Presser Bar Lifting Releasing Lever Bracket Guide Screw
206608	17664	Presser Bar Lifting Releasing Lever Bracket Spring

No.	Plate	Name
235901	17664	Presser Bar Position Guide with 200054E
200054E	17664	Presser Bar Position Guide Pinch Screw
202378	17664	" " Spring
234044	17664	" " " Stop Rod
200492H	17664	" " Thumb Screw (pressure regulating)
200475B	17664	Presser Bar Thumb Screw Thumb Set Screw
202355	17664	Presser Bar Thumb Screw Thumb Set Screw Packing (brass)
230795	17665	Presser Foot Hinge Pin
223910	17665	" " Plate, for 223911
229454	17665	" " " " 229455
229456	17665	" " " " 229457
229458	17665	" " " " 229459
229460	17665	" " " " 229461
229462	17665	" " " " 229463
200074F	17664	" " Screw
202923	17665	" " Shank
223911	17665	Presser Foot (hinged) complete, 50 needle hole, in 3/32 in. gauge, Nos. 202923, 223910 and 230795
229455	17665	Presser Foot (hinged) complete, 46 needle hole, in gauges 1/8, 5/32 and 3/16 in., Nos. 202923, 229454 and 230795
229457	17665	Presser Foot (hinged) complete, 46 needle hole, in gauges 7/32, 1/4, 9/32 and 5/16 in., Nos. 202923, 229456 and 230795
229459	17665	Presser Foot (hinged) complete, 46 needle hole, in gauges 11/32, 3/8, 13/32 and 7/16 in., Nos. 202923, 229458 and 230795
229461	17665	Presser Foot (hinged) complete, 46 needle hole, in gauges from 15/32 to 5/8 in., in steps of 1/32 in., Nos. 202923, 229460 and 230795
229463	17665	Presser Foot (hinged) complete, 46 needle hole, in gauges 21/32, 11/16, 23/32 and 3/4 in., Nos. 202923, 229462 and 230795
247570	17664	Take-up Lever
202399	17664	" " Driving Stud with 202277
202277	17664	" " " " Oil Packing (wick)
202400	17664	Take-up Lever Hinge Stud with 202423
202423	17664	" " " " Oil Packing (wick)
200383C	17664	Take-up Lever Hinge Stud Set Screw
263040	17664	" " Oiling Felt
200132E	17664	" " " " Screw
263090	17664	" " Wick
263041	17664	" " " 263090 with 263097

No.	Plate	Name
263097	17664	Take-up Lever Oiling Wick Wire
234086	15869	Tension Bracket with two each 200397H, 201224B and 236060
200159F	15869	Tension Bracket Screw
234047	15869	" " " Socket
200368H	15869	" " " " Set Screw
236098	15869	" " Thread Guide (double)
200174H	15869	" " " Screw
234087	15869	Tension Bracket complete, Nos. 200174H, 200978H, 201199F, 223703, 223706, 234086, 236098, 237174, two each 13710, 200309E, 204059, 204271, 223704, three 201572H and four 224048
244048	15869	Tension Disc
236060	15869	" " Position Pin
223703	15869	" Release Lever
235072	17664	" " " Rod
200309E	15869	" " " Screw
223704	15869	" " Plunger
204271	15869	" " Washer
13710	15869	" Spring
201224B	15869	" Stud
201572H	15869	" Thumb Nut
223706	15869	Thread Controller Disc
200978H	15869	" " " Screw
237174	15869	" " Spring
241360	15869	" " " Stop
200132E	15869	" " " " Screw
201199F	15869	" " Stud with 204925
200061C	15869	" " " Set Screw
201572H	15869	" " " Thumb Nut
204925	15869	" " " Washer
202414	15869	" Guide
202415	15869	" " "
202417	15869	" " "
224028	17660	" " "
200355H	15869	" " " Set Screw
200397H	15869	" " " " "
200582H	15869	" " " Screw
202091	15869	" Retainer Sleeve
202092	15869	" " Spring
204058	15869	" " Stud
200397H	15869	" " " Set Screw
204059	15869	Thread Retainer complete, Nos. 202091, 202092 and 204058
234150	17662	Throat Plate, 50 needle hole, for needle sizes 14 and 15, in gauges 3/32, 1/8, 5/32 and 3/16 in., for 212782
234105	17662	Throat Plate, 50 needle hole, for needle sizes 14 and 15, in gauges 3/16, 7/32, 1/4, 9/32 and 5/16 in., for 221537
234112	17662	Throat Plate, 50 needle hole, for needle sizes 14 and 15, in gauges from 1/4 to 1/2 in., in steps of 1/32 in., for 212724 and 234131

No.	Plate	Name
234113	17662	Throat Plate, 50 needle hole, for needle sizes 14 and 15, in gauges from 3/8 to 17/32 in., in steps of 1/32 in., for 212731 and 212732
234114	17662	Throat Plate, 50 needle hole, for needle sizes 14 and 15, in gauges 9/16, 19/32, 5/8, 21/32 and 11/16 in., for 212734
234115	17663	Throat Plate, 50 needle hole, for needle sizes 14 and 15, in gauges 23/32 and 3/4 in., for 212737
200577XC	17662	Throat Plate Screw (2)

SINGER Needles should be used
in SINGER Machines.
These Needles and their Containers
are marked with the
Company's Trade-Mark "SIMANCO. * * " 1

Needles in Containers marked
"FOR SINGER MACHINES"
are NOT **SINGER** made needles. 2

ACCESSORIES

No.	Plate	Name
203470	17669	Bobbin (10)
228476	17656	Screw Driver (Bobbin Case)
128x13	-----	Needles, six each, sizes 12 and 14
228213	17657	Drip Pan (long) with four 3/4 in. wire nails
41400	17656	Machine Rest Pin (wood)
120342	17656	Oiler (copper plated) with 120343
120343	17656	" Spout (3-1/2 in. long)
225498	17656	Screw Driver (7-1/4 in. long)
202511	17656	Wrench
225554	17656	" (steel)

BOBBIN WINDER

(SWINGING AUTOMATIC, RIGHT HAND)

FOR 5/16 INCH ROUND BELT DRIVE

259428	16615	Brake (leather)
259429	16615	" Clamp
200113F	16615	" " Screw
225453	16615	Frame with 202277 and 259660
225454	16615	" Hinge Pin
202277	16615	" Oil Packing (wick)
259660	16615	" " Well Washer
225455	16615	" Spring
225456	16615	" " Plunger
225368	16615	Pulley with 200380C
200380C	16615	" Set Screw
225381	16615	Spindle
225444	16615	Stop Latch
200056F	16615	" " Screw
225458	16615	" " Thumb Lever
225459	16615	" " " " Hinge Stud
225459	16615	" " " " Joint Stud
202478	16615	" " Trip Lever
200299H	16615	" " " " Hinge Screw
225461	16615	Tension Bracket with 201499H
200082D	16615	" " Screw
228026	16615	" " " Washer
2102	16615	" Disc
13710	16615	" Spring
201499H	16615	" Stud
201572H	16615	" " Thumb. Nut
225462	16615	Bobbin Winder Tension Bracket complete, Nos. 13710, 201572H, 225461 and two 2102

ACCESSORIES

No.	Plate	Name
259430	16615	Bobbin Winder and Tension Bracket Base
259431	16615	Universal Bobbin Winder complete, Nos. 200056E, 200082D, 200113F, 200299H, 202478, 225368, 225381, 225444, 225453 to 225456, 225458, 225462, 228026, 259428 to 259430, two each 225459 and wood screws 3/4 in., No. 12, R.H.B.

FOOT LIFTER

227952	17656	Foot Lifter Lever (left or right) with 227954
228430	17656	Foot Lifter Lever Chain, 30 in. long with 202784
227954	17656	Foot Lifter Lever Chain Hook (lower)
202784	17656	" " " " " (upper)
225016	17656	" " " Hinge Pin
227953	17656	" " " Stand with two wood screws 1 in., No. 12
228440	17656	Foot Lifter Lever (left or right) complete, Nos. 225016, 227952, 227953 and 228430

(Other Foot Lifter parts are listed with parts of machine head)

THREAD UNWINDER

FOR THREE SPOOLS

225259	16257	Spool Rest (for one spool) (flat) with 201018C
225257	16257	Spool Rest (for two spools) (flat) with 201018C
150203	16257	Spool Rest Cushion (felt)
225388	16257	" " Rod
200383C	16257	" " " Set Screw
201018C	16257	" " Set Screw
259658	16257	" Stand with 200383C
225391	16257	Thread Guide
201696H	16257	" " Lock Nut
225326	16257	" " Position Cup
225324	16257	" " Rod with 208AL and 225322
208AL	16257	" " Screw
225322	16257	" " " Washer
259143	16257	Thread Unwinder (for three spools) complete, Nos. 201696H, 225257, 225259, 225324, 225326, 225388, 259658, three each 150203, 225391 and wood screws 7/8 in., No. 12

FEED DOGS

No.	Plate	Name
221537	17662	Feed Dog, for 234105 and 234119
212721	17663	" " " 234108, 234110 and 234111
212720	17663	" " " 234111
212724	17662	" " " 234112 and 234120
212731	17662	" " " 234113 and 234156
212732	17662	" " " 234113 and 234156
212734	17662	" " " 234114, 234151 and 234154
212737	17663	" " " 234115 and 234157
234131	17662	" " " 234112 and 234120
234130	17663	" " " 234111 and 234152
212782	17662	" " " 234150 and 234153
234128	17663	" " " 234159

PRESSER FEET

230795	17665	Presser Foot Hinge Pin
223910	17665	" " Plate, for 223911
229454	17665	" " " " 229455
229456	17665	" " " " 229457
229458	17665	" " " " 229459
229460	17665	" " " " 229461
229462	17665	" " " " 229463
229466	17665	" " " " 229467
229468	17665	" " " " 229469
229488	17666	" " " " 229489
229490	17666	" " " " 229491
229920	17665	" " " " 229921
229922	17665	" " " " 229923
229924	17666	" " " " 229925
229926	17666	" " " " 229927
229928	17666	" " " " 229929
229930	17666	" " " " 229931
202923	17665	" " Shank
223911	17665	Presser Foot (hinged) complete, 50 needle hole, in gauges 3/32, 1/8, 5/32 and 3/16 in., Nos. 202923, 223910 and 230795
229455	17665	Presser Foot (hinged) complete, 40 needle hole, in gauges 1/8, 5/32 and 3/16 in., Nos. 202923, 229454 and 230795
229457	17665	Presser Foot (hinged) complete, 46 needle hole, in gauges 1/32, 1/4, 9/32 and 5/16 in., Nos. 202923, 229456 and 230795

PRESSER FEET

No.	Plate	Name
229459	17665	Presser Foot (hinged) complete, 46 needle hole, in gauges 11/32, 3/8, 13/32 and 7/16 in., Nos. 202923, 229458 and 230795
229461	17665	Presser Foot (hinged) complete, 46 needle hole, in gauges from 15/32 to 5/8 in., in steps of 1/32 in., Nos. 202923, 229460 and 230795
229463	17665	Presser Foot (hinged) complete, 46 needle hole, in gauges 21/32, 11/16, 23/32 and 3/4 in., Nos. 202923, 229462 and 230795
229467	17665	Presser Foot (hinged) complete, 38 needle hole, in gauges from 1/8 to 5/16 in., in steps of 1/32 in., Nos. 202923, 229466 and 230795, for overall work
229469	17665	Presser Foot (hinged) complete, 38 needle hole, in gauges 11/32, 3/8, 13/32 and 7/16 in., Nos. 202923, 229468 and 230795, for overall work
229921	17665	Presser Foot (hinged) complete, 38 needle hole, in gauges 15/32, 1/2, 17/32 and 9/16 in., Nos. 202923, 229920 and 230795, for overall work
229923	17665	Presser Foot (hinged) complete, 38 needle hole, in gauges 19/32 and 5/8 in., Nos. 202923, 229922 and 230795, for overall work
229925	17666	Presser Foot (hinged) complete, 38 needle hole, in gauges 21/32, 11/16, 23/32 and 3/4 in., Nos. 202923, 229924 and 230795, for overall work
FOR FELLING		
229489	17666	Presser Foot (hinged) complete, 38 needle hole, in gauges from 1/8 to 5/16 in., in steps of 1/32 in., Nos. 202923, 229488 and 230795
229491	17666	Presser Foot (hinged) complete, 38 needle hole, in gauges 11/32, 3/8, 13/32 and 7/16 in., Nos. 202923, 229490 and 230795
229927	17666	Presser Foot (hinged) complete, 38 needle hole, in gauges 15/32, 1/2, 17/32 and 9/16 in., Nos. 202923, 229926 and 230795
229929	17666	Presser Foot (hinged) complete, 38 needle hole, in gauges 19/32 and 5/8 in., Nos. 202923, 229928 and 230795
229931	17666	Presser Foot (hinged) complete, 38 needle hole, in gauges 21/32, 11/16, 23/32 and 3/4 in., Nos. 202923, 229930 and 230795

LAP SEAM FELLERS

Note: In ordering Lap Seam Fellers, give letter which refers to material to be used, in addition to the number.

- F Silks, fine muslins, etc., where there are no seams.
- L Fine shirts, underwear, corsets, etc.
- M General shirt and corset work, etc.
- MH Heavy corset and other medium heavy material
- H Heavy shirt work, light overalls, etc.
- XH Overall and duck work.
- XXH Heavy duck and canvas work.
- XXXH Horse blankets, etc.
- XXXXH Extra heavy material with seams.

No.	Plate	Name
230035	17667	Lap Seam Feller on Shank (left hand). For corsets. Has a Separator which prevents the "turned in" edges from overlapping, for 5/32 to 3/8 in. gauge machines. For L, M or MH material. Has no yielding spring.
230036	17667	Lap Seam Feller on Shank (right hand). For corsets. Has a Separator which prevents the "turned in" edges from overlapping, for 5/32 to 3/8 in. gauge machines. For L, M or MH material. Has no yielding spring.
230037	17667	Lap Seam Feller on Shank (left hand). For corsets. Made extra short for small curves. Has a Separator which prevents the "turned in" edges from overlapping, for 5/32 to 3/8 in. gauge machines. For L, M or MH material. Has no yielding spring.
230038	17667	Lap Seam Feller on Shank (right hand). For corsets. Made extra short for small curves. Has a Separator which prevents the "turned in" edges from overlapping, for 5/32 to 3/8 in. gauge machines. For L, M or MH material. Has no yielding spring.
230039	17667	Lap Seam Feller on Shank (left hand), for 3/32 to 5/16 in. gauge machines. For F, L or M material. Has no yielding spring.

LAP SEAM FELLERS

No.	Plate	Name
230040	17667	Lap Seam Feller on Shank (right hand), for 3/32 to 5/16 in. gauge machines. For F,L or M material. Has no yielding spring.
230041	17667	Lap Seam Feller on Shank (left hand), for 3/32 to 3/8 in. gauge machines. For F,L,M or MH material. Has no yielding spring.
230042	17667	Lap Seam Feller on Shank (right hand), for 3/32 to 3/8 in. gauge machines. For F,L,M or MH material. Has no yielding spring.
230043	17668	Lap Seam Feller on Shank (right hand), for 1/4 to 3/4 in. gauge machines. For M,MH,H,XH,XXH or XXXH material. Has no yielding spring.
230044	17668	Lap Seam Feller on Shank (left hand), for 1/4 to 3/4 in. gauge machines. For M,MH,H,XH,XXH or XXXH material. Has no yielding spring.
230045	17668	Lap Seam Feller on Shank (left hand), for 11/16 to 3/4 in. gauge machines. For M,MH,H,XH,XXH,XXXH or XXXXH material. Has no yielding spring.
230046	17668	Lap Seam Feller on Shank (right hand), for 11/16 to 3/4 in. gauge machines. For M,MH,H,XH,XXH,XXXH or XXXXH material. Has no yielding spring.
230047	17668	Lap Seam Feller on Shank (left hand), for general work, for 3/32 to 3/4 in. gauge machines. For F,L,M,MH or H material. Has yielding spring.
230048	16073	Lap Seam Feller on Shank complete, (right hand), for general work, for 3/32 to 3/4 in. gauge machines. For F,L,M,MH or H material, Nos. 230998 to 231000 and two 200175D
230049	17668	Lap Seam Feller on Shank (left hand). Made short for felling curves, for 1/8 to 5/8 in. gauge machines. For F,L,M,MH,H or XH material. Has yielding spring.
230050	17668	Lap Seam Feller on Shank (right hand). Made short for felling curves, for 1/8 to 5/8 in. gauge machines. For F,L,M,MH,H or XH material. Has yielding spring.
230055	17668	Lap Seam Feller on Shank (left hand), for general work, for 3/16 to 3/4 in. gauge machines. For XH,XXH or XXXH material. Has yielding spring.

LAP SEAM FELLERS

No.	Plate	Name
230056	17668	Lap Seam Feller on Shank (right hand), for general work, for 3/16 to 3/4 in. gauge machines. For XH,XXH or XXXH material. Has yielding spring.
230998	16073	Lap Seam Feller Curl (lower) with 230734, for 3/32 to 3/4 in. gauge machines. For F,L,M,MH or H material.
230734	16073	Lap Seam Feller Curl (lower) Spring (light) (right hand)
200175D	16073	Lap Seam Feller Curl (lower) Spring Screw
230999	16073	Lap Seam Feller Curl (upper), for 3/32 to 3/4 in. gauge machines. For F,L,M,MH or H material.
231000	16073	Lap Seam Feller Shank, for 3/32 to 3/4 in. gauge machines. For F,L,M,MH or H material.

THROAT PLATES

234150	17662	Throat Plate, 50 needle hole, for needle sizes 14 and 15, in gauges 3/32, 1/8, 5/32 and 3/16 in., for 212782
234153	17662	Throat Plate, 46 needle hole, for needle sizes 16 and 18, in gauges 1/8, 5/32 and 3/16 in., for 212782
234105	17662	Throat Plate, 50 needle hole, for needle sizes 14 and 15, in gauges 3/16, 7/32, 1/4, 9/32 and 5/16 in., for 221537
234119	17662	Throat Plate, 46 needle hole, for needle sizes 16 and 18, in gauges from 3/16 to 5/16 in., in steps of 1/32 in., for 221537
234110	17663	Throat Plate, 46 needle hole, for needle sizes 16 and 18, in gauges from 3/16 to 7/16 in., in steps of 1/32 in., for 212721, for felling
234108	17663	Throat Plate, 40 needle hole, for needle sizes 20 and 22, in gauges from 3/16 to 7/16 in., in steps of 1/32 in., for 212721, for felling
234111	17663	Throat Plate, 46 needle hole, for needle sizes 16 and 18, in gauges from 3/16 to 7/16 in., in steps of 1/32 in., for 212720, 212721 and 234130
234152	17663	Throat Plate, 40 needle hole, for needle sizes 20 and 22, in gauges from 7/32 to 7/16 in., in steps of 1/32 in., for 234130
234112	17662	Throat Plate, 50 needle hole, for needle sizes 14 and 15, in gauges from 1/4 to 1/2 in., in steps of 1/32 in., for 212724 and 234131

20

THROAT PLATES

No.	Plate	Name
234120	17662	Throat Plate, 46 needle hole, for needle sizes 16 and 18, in gauges from 1/4 to 1/2 in., in steps of 1/32 in., for 212724 and 234131
234114	17662	Throat Plate, 50 needle hole, for needle sizes 14 and 15, in gauges 9/16, 19/32, 5/8, 21/32 and 11/16 in., for 212734
234154	17662	Throat Plate, 46 needle hole, for needle sizes 16 and 18, in gauges 9/16, 19/32, 5/8, 21/32 and 11/16 in., for 212734
234151	17662	Throat Plate, 40 needle hole, for needle sizes 20 and 22, in gauges 9/16, 19/32, 5/8, 21/32 and 11/16 in., for 212734
234113	17662	Throat Plate, 50 needle hole, for needle sizes 14 and 15, in gauges from 3/8 to 17/32 in., in steps of 1/32 in., for 212731 and 212732
234156	17662	Throat Plate, 46 needle hole, for needle sizes 16 and 18, in gauges from 3/8 to 17/32 in., in steps of 1/32 in., for 212731 and 212732
234115	17663	Throat Plate, 50 needle hole, for needle sizes 14 and 15, in gauges 23/32 and 3/4 in., for 212737
234157	17663	Throat Plate, 46 needle hole, for needle sizes 16 and 18, in gauges 23/32 and 3/4 in., for 212737
234159	17663	Throat Plate, 50 needle hole, for needle sizes 14 and 15, in gauges 3/32, 1/8 and 5/32 in. (offset for felling), for 234128

WORK PLATE AND LAP SEAM
FELLER BASE PLATE

230356	16073	Work Plate (adjustable)
230852	16073	" " 230356 with 230357, 230358 and four 200169B
230357	16073	Work Plate Guide (left)
230358	16073	" " " (right)
200169B	16073	" " " Adjusting Screw
200169B	16073	" " " Screw
230359	16073	" " Lap Seam Feller Base Plate
230853	16073	" " " " " " " " " " " " 230359 with 200153F and 201561D
201561D	16073	Work Plate Lap Seam Feller Base Plate Thumb Nut
200153F	16073	Work Plate Lap Seam Feller Screw
200158B	16073	" " Screw (3)
230360	16073	Work Plate and Lap Seam Feller Base Plate complete, Nos. 230852 and 230853

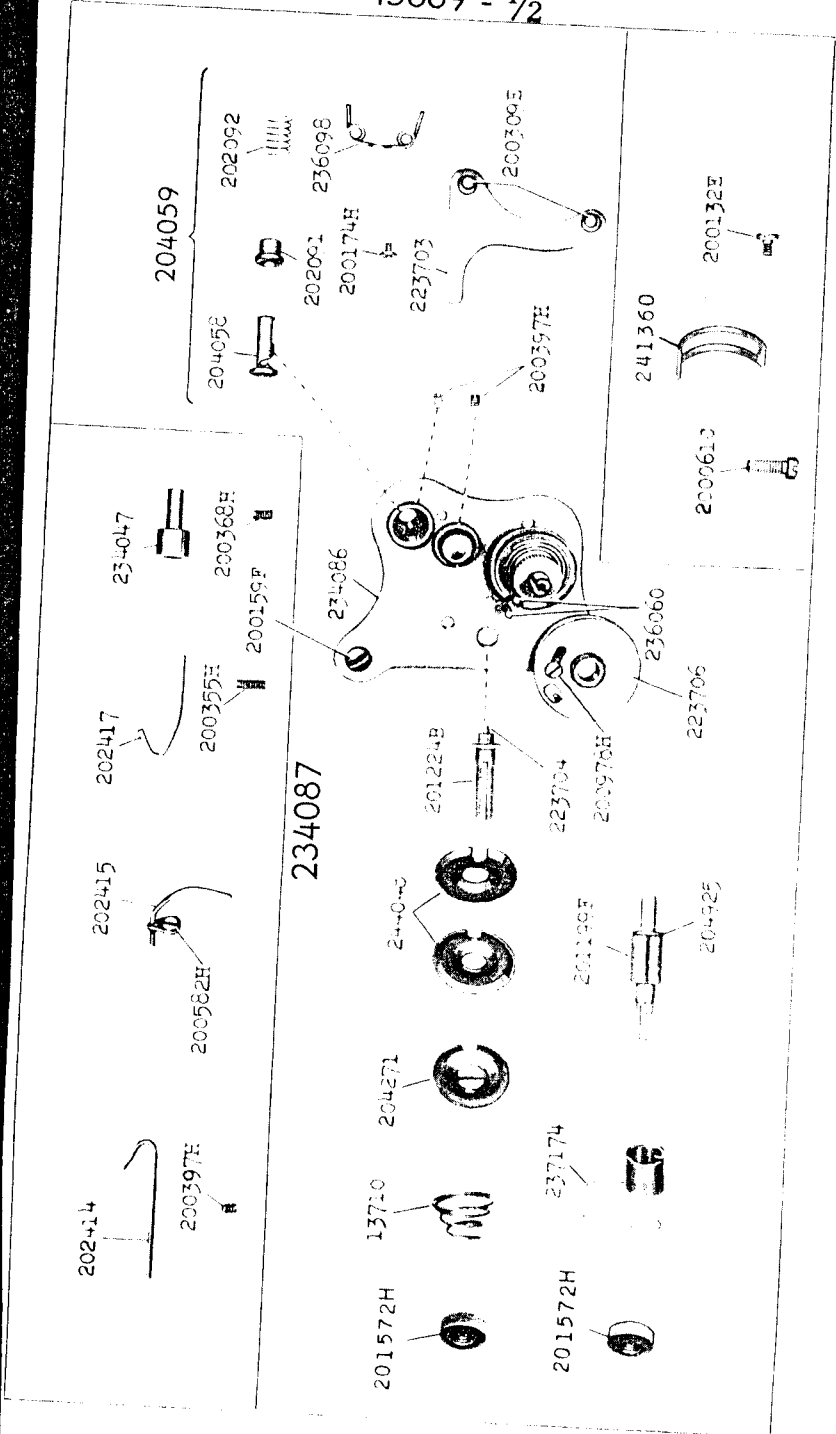
MISCELLANEOUS PARTS

USED IN CONJUNCTION WITH THREAD UNWINDER

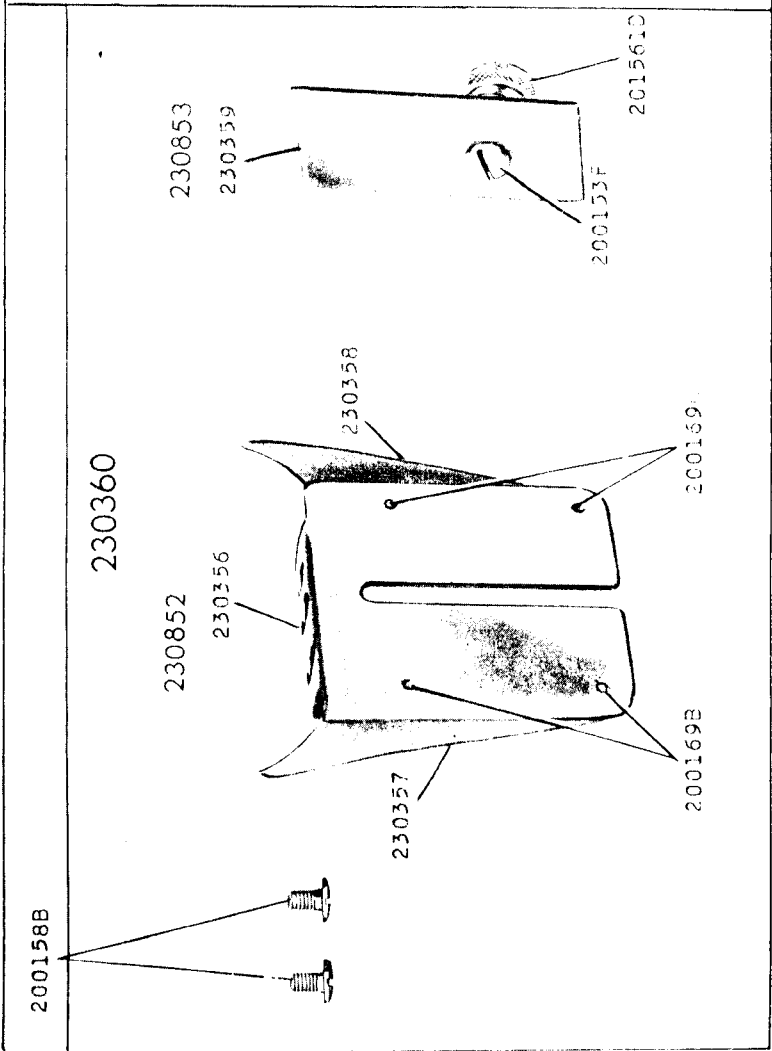
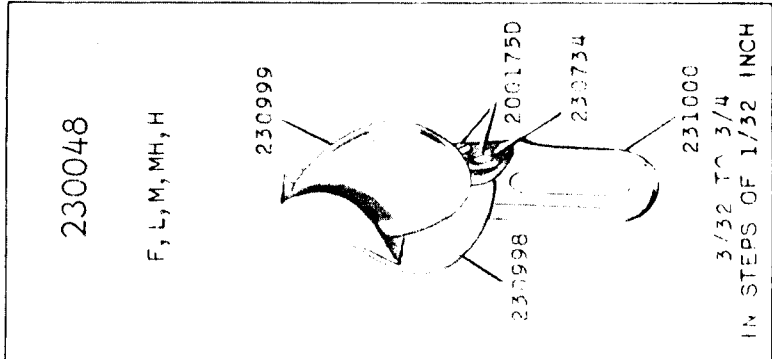
No.	Plate	Name
60913	16257	Spool Weight with 60914
60914	16257	" " Center Pin
225377	16257	" Wire, for small spools
27739	16257	Thread Cone (wood)
225390	16257	" " Holder

SINGER Needles should be used in SINGER Machines. These Needles and their Containers are marked with the Company's Trade-Mark "SIMANCO."** 1

Needles in Containers marked "FOR SINGER MACHINES" are NOT **SINGER** made needles. 2

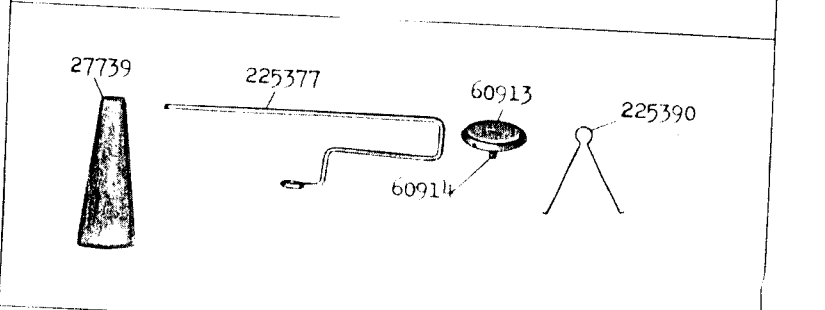
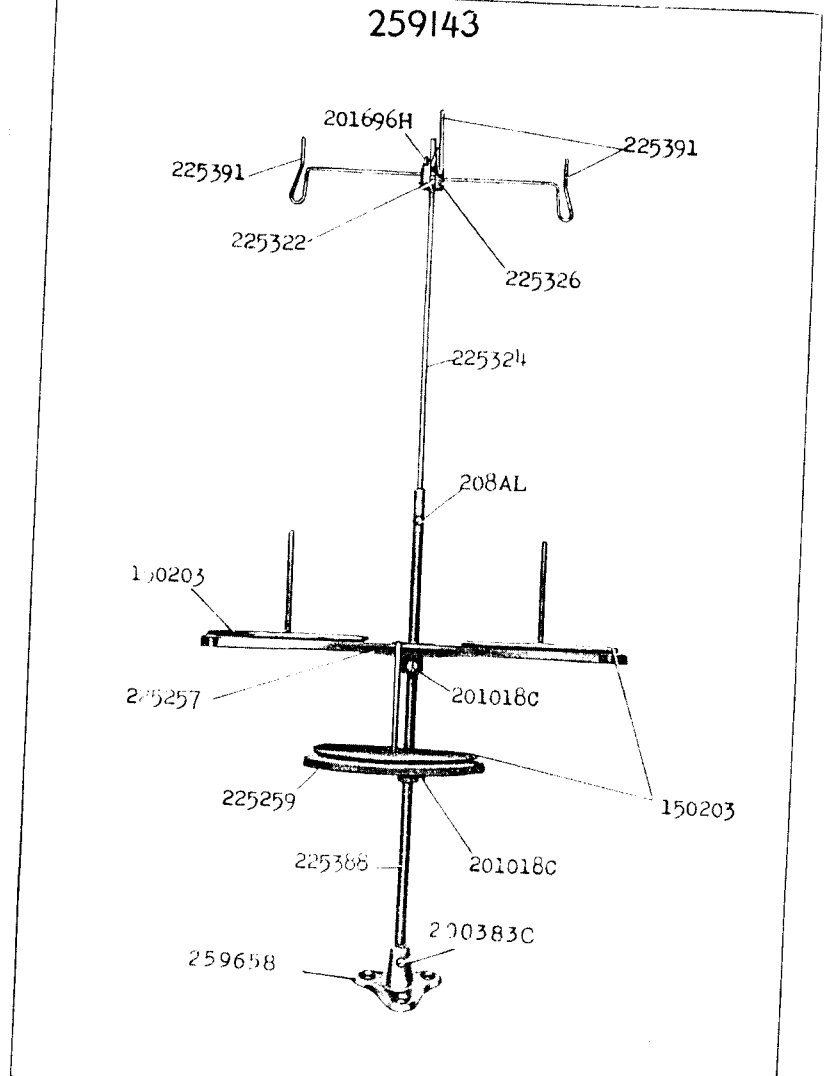


16073 - 5/8

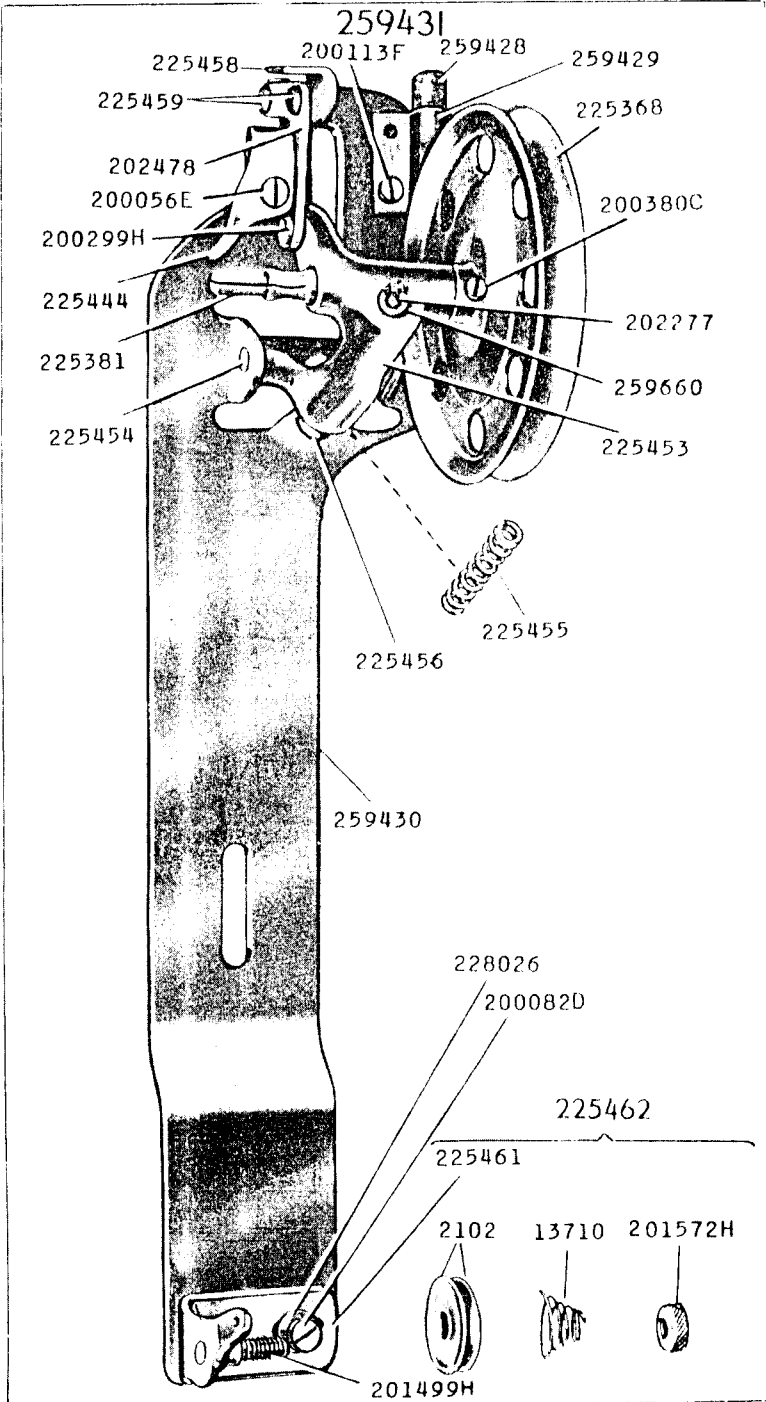


16257 - 1/6

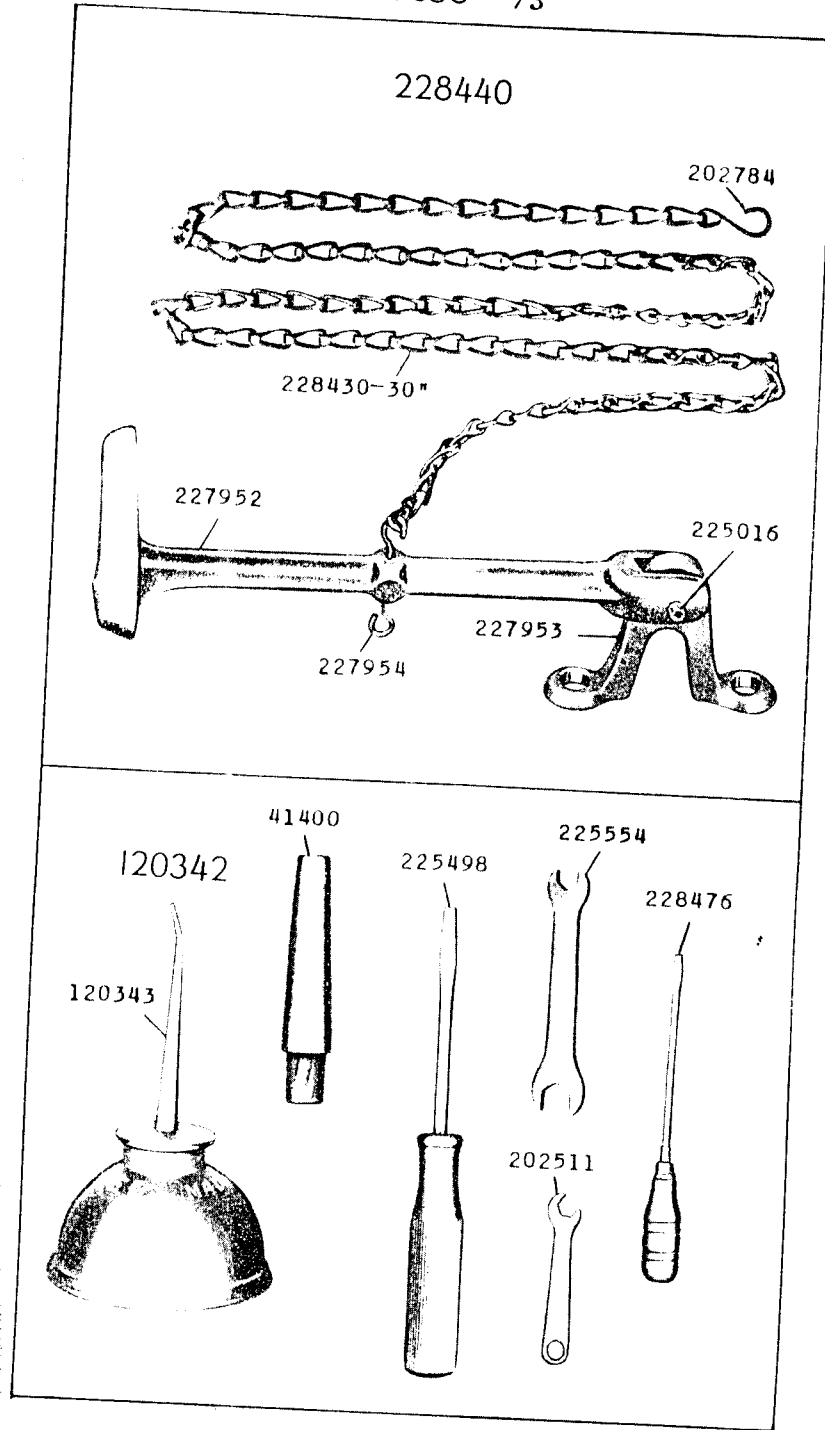
259143




16615 - 1/2



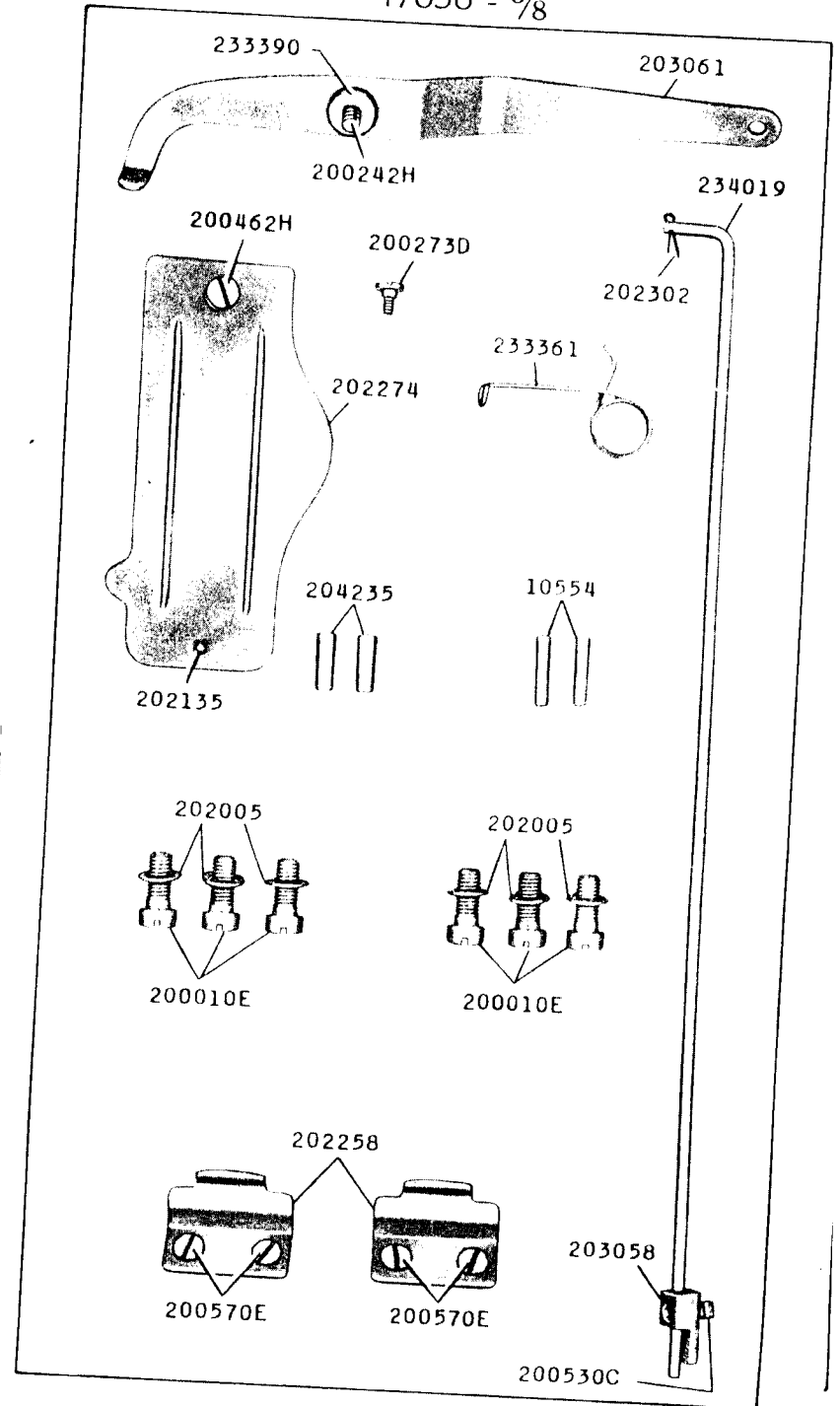
17656 - 1/3

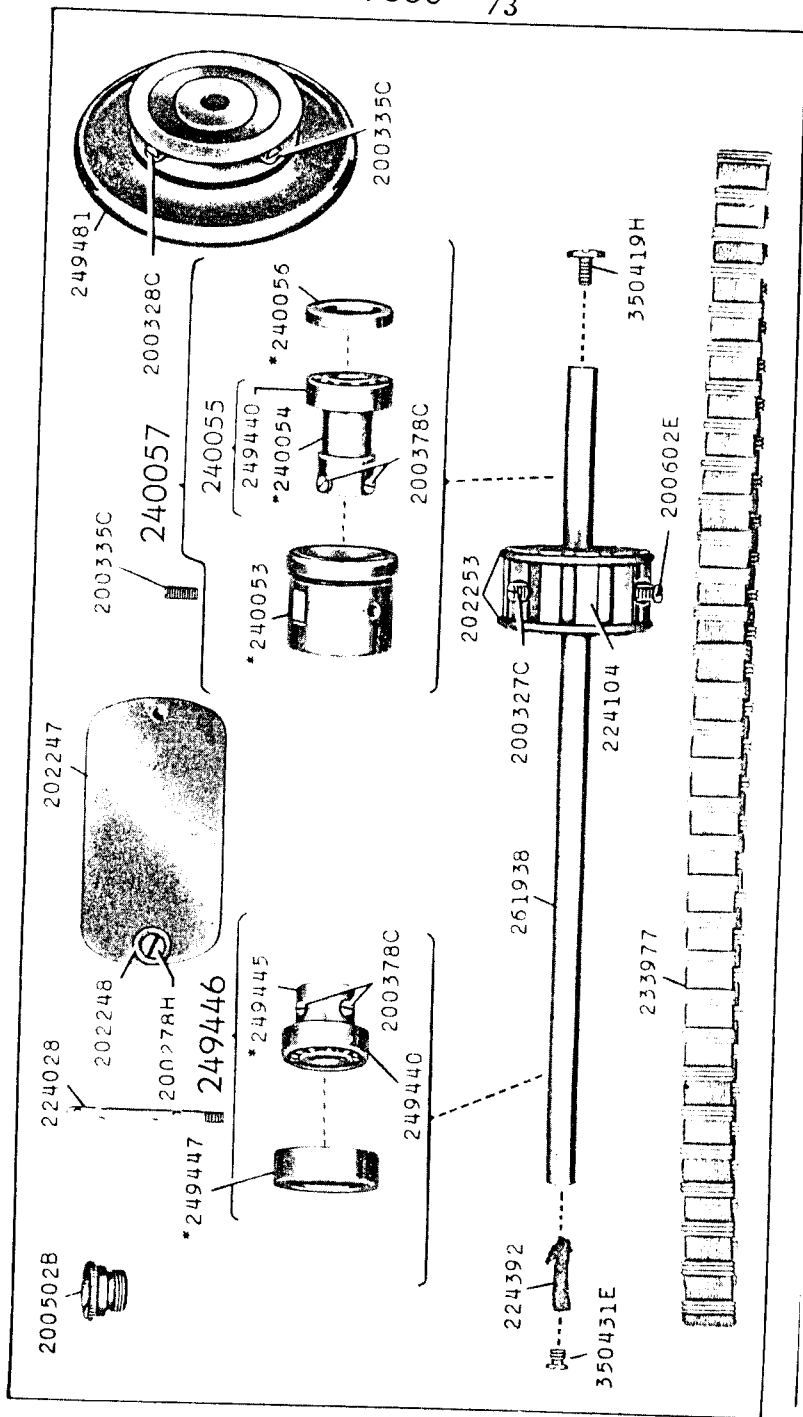
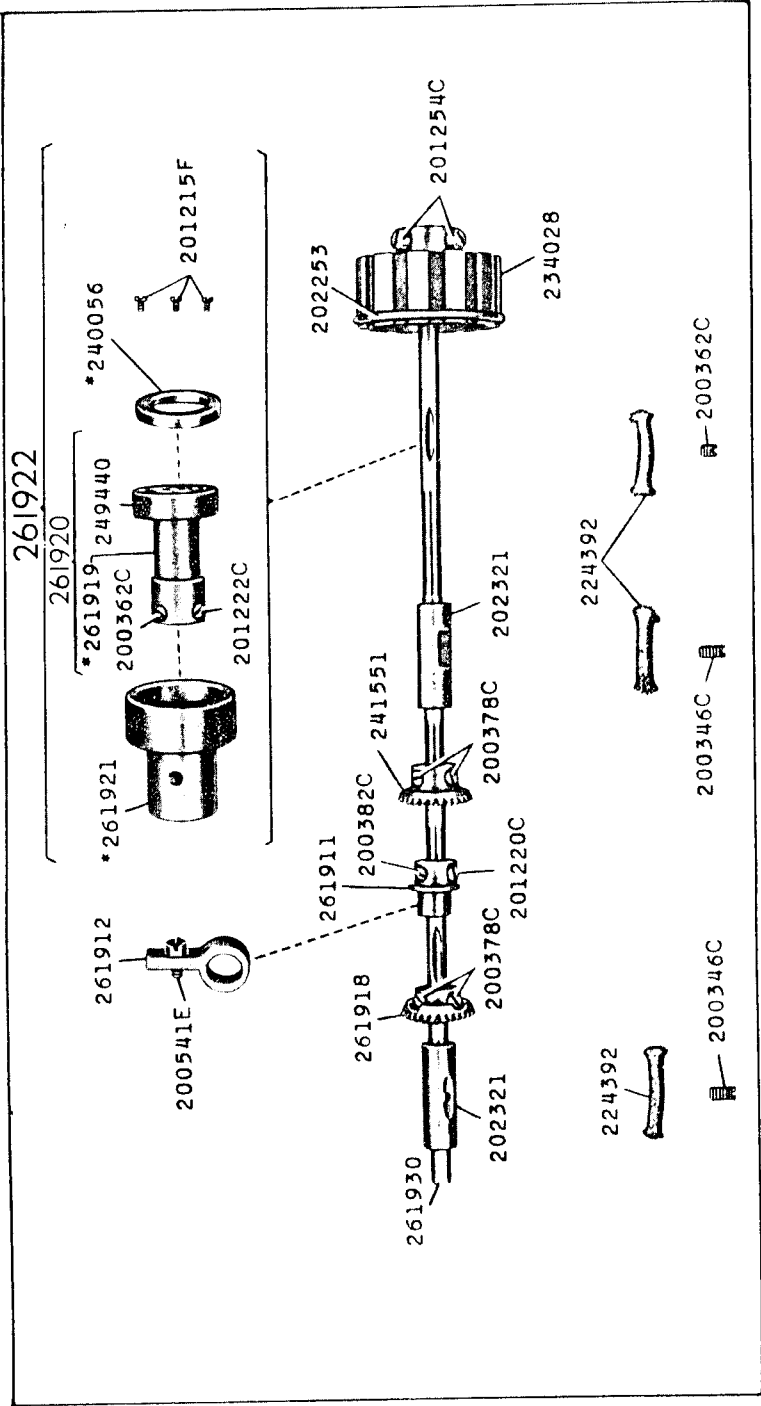


17657 - 3/8

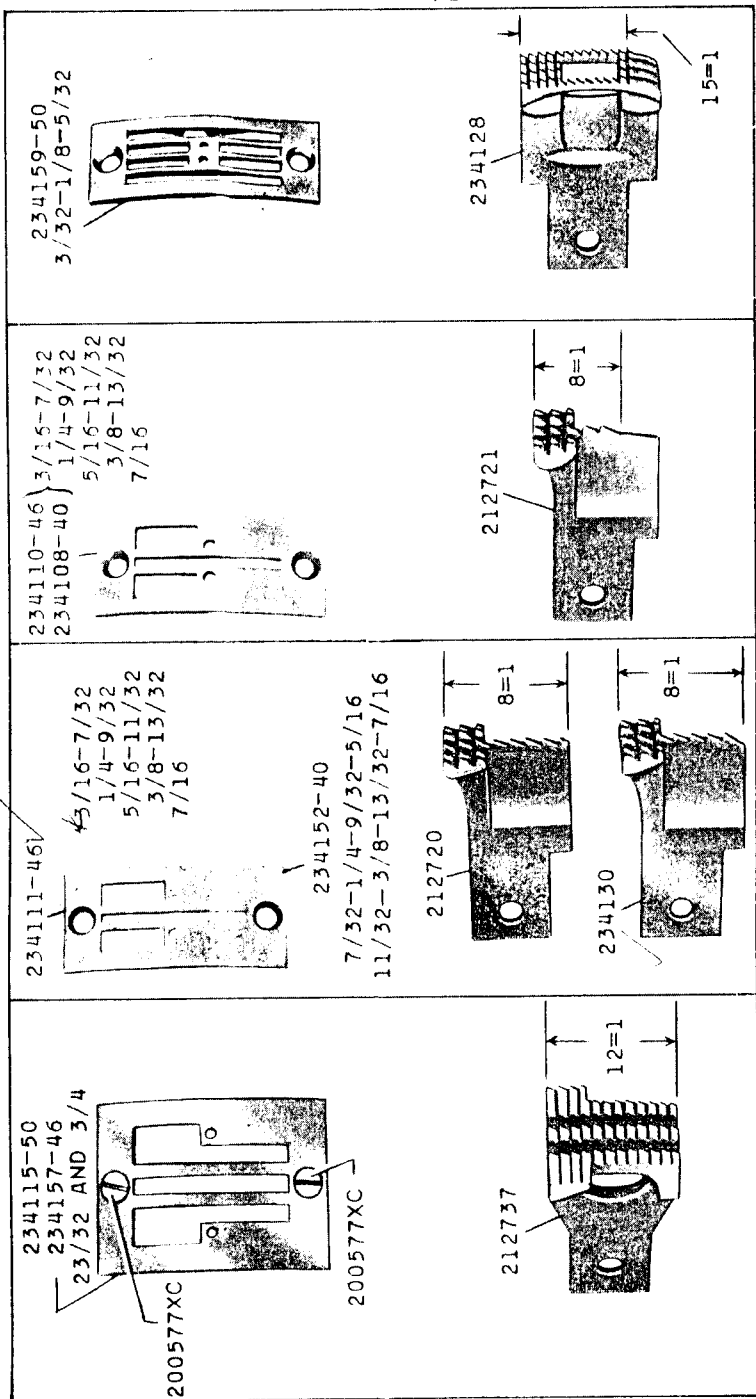


17658 - 3/8

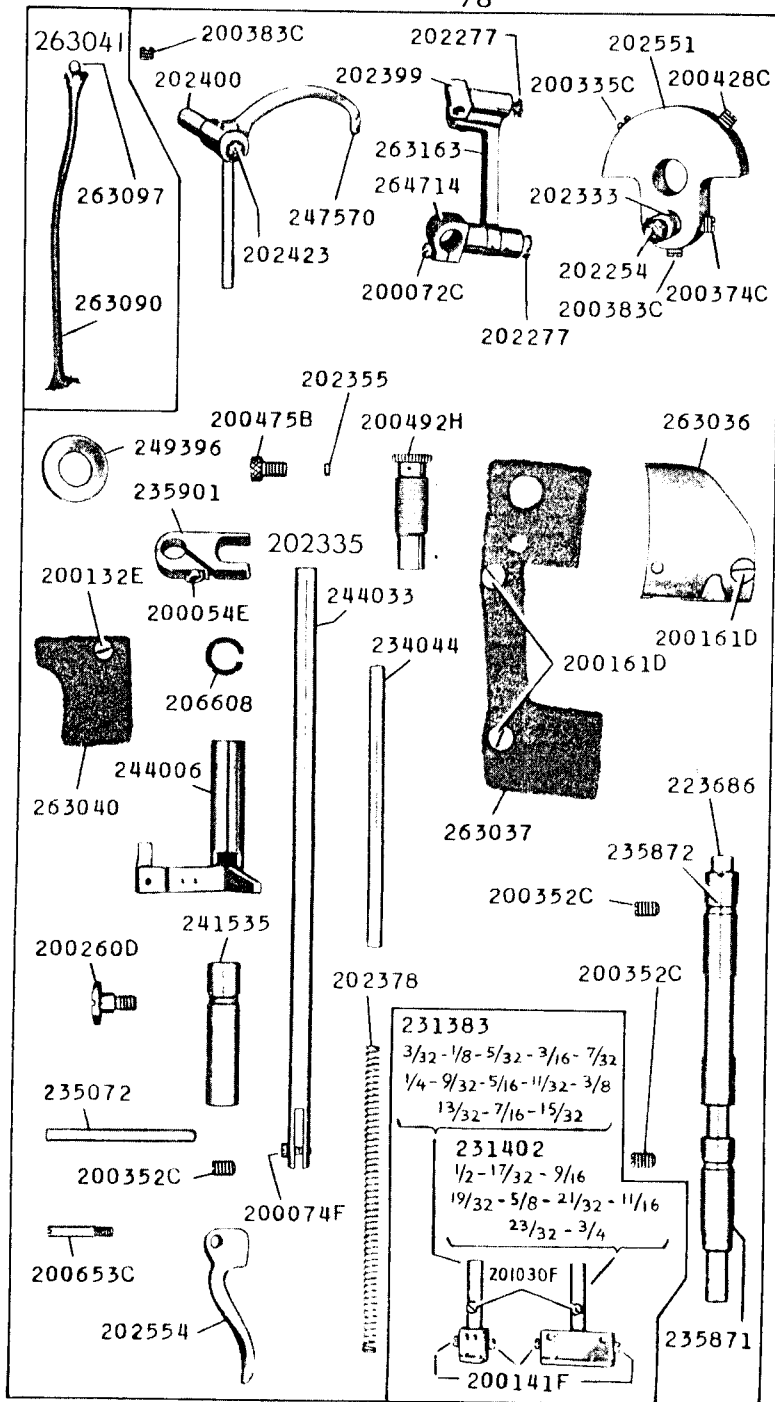




17663 - 2/3



17664 - 3/8

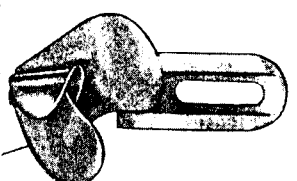
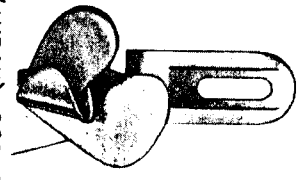
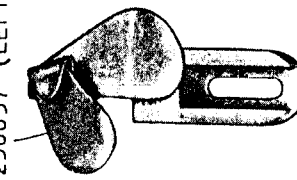

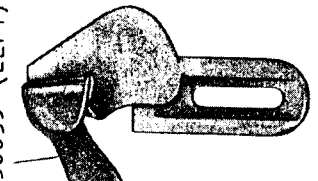
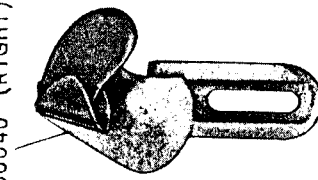
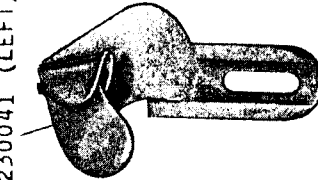



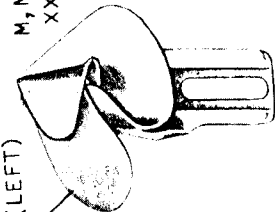
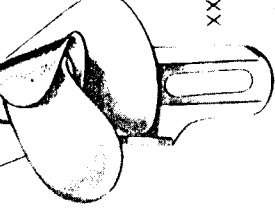
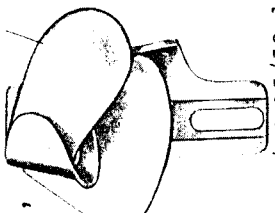
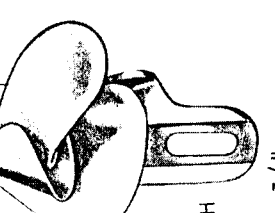
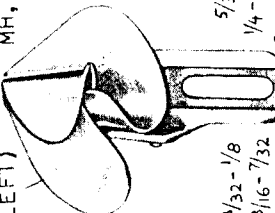
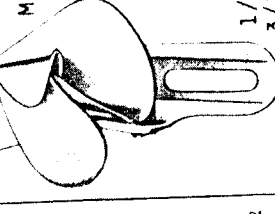
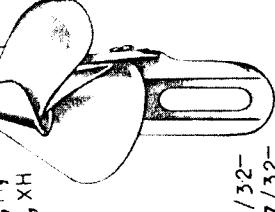
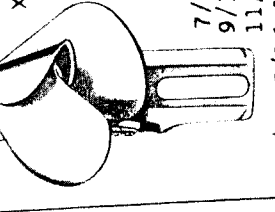
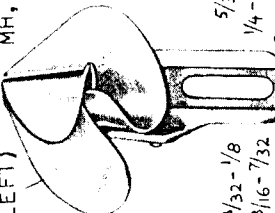
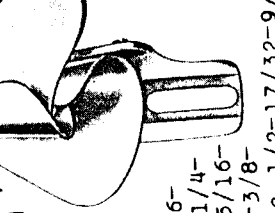
17665 - 5/8

223911 - 50 230795 202923 223910 3/32	229455 - 46 230795 202923 229454	229457 - 46 230795 202923 229456 7/32-1/4-9/32 5/16	229459 - 46 202923 230795 229458 11/32-3/8-13/32 7/16	229461 - 46 230795 202923 229460 15/32-1/2-17/32 9/16-19/32-5/8
229463 - 46 202923 230795 229462	229467 - 38 230795 202923 229466 1/8-5/32-3/16 1/4-9/32-5/16	229469 - 38 230795 202923 229468 11/32-3/8-13/32 7/16	229921 - 38 230795 202923 229920 15/32-1/2-17/32 9/16	229923 - 38 230795 202923 229922 19/32 AND 5/8

17666 - 5/8

229925 - 38 230795 202923 229924	229489 - 38 230795 202923 229488 1/8-5/32-3/16-7/32-1/4-9/32-5/16	229491 - 38 230795 202923 229490 11/32-3/8-13/32-7/16
229927 - 38 230795 202923 229926 15/32-1/2-17/32-9/16	229929 - 38 230795 202923 229928 19/32 AND 5/8	229931 - 38 230795 202923 229930 21/32-11/16-23/32-3/4

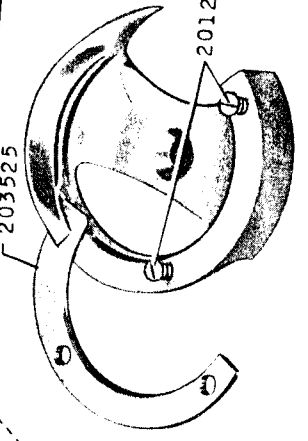
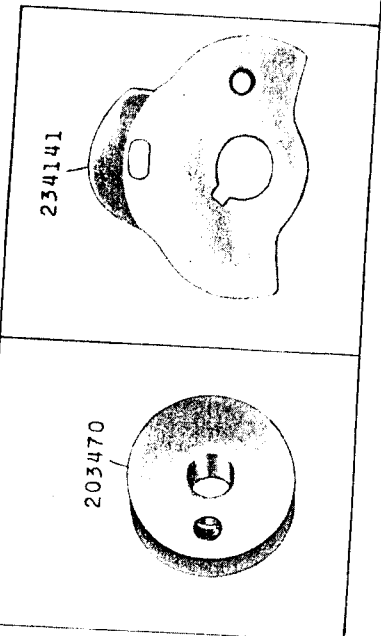
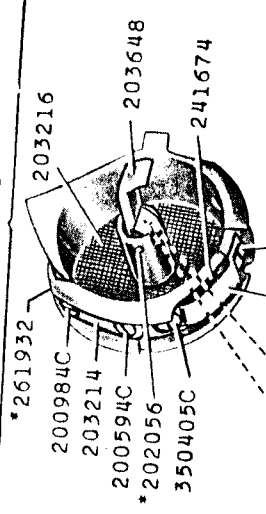
<p>230035 (LEFT)</p>  <p>L, M, MH</p>	<p>230036 (RIGHT)</p>  <p>L, M, MH</p>	<p>230037 (LEFT)</p>  <p>L, M, MH</p> <p>230038 (RIGHT)</p> 
<p>5/32-3/16-7/32-1/4-9/32-5/16-11/32-3/8</p> <p>230039 (LEFT)</p>  <p>F, L, M</p> <p>230040 (RIGHT)</p> 		<p>5/32-3/16-7/32-1/4-9/32-5/16-11/32-3/8</p> <p>230041 (LEFT)</p>  <p>F, L, M, MH</p> <p>230042 (RIGHT)</p> 
<p>3/32-1/8-5/32-3/16-7/32-1/4-9/32-5/16</p>		<p>5/32-3/16-7/32-1/4-9/32-5/16-11/32-3/8</p> <p>3/32-1/8</p>

<p>230044 (LEFT)</p>  <p>M, MH, H, XH, XXH, XXXH</p> <p>230045 (LEFT)</p>  <p>M, MH, H, XH, XXH, XXXH, XXXXH</p>	<p>230043 (RIGHT)</p>  <p>11/16-23/32-3/4</p> <p>230046 (RIGHT)</p> 	
<p>1/4-9/32-5/16-11/32-3/8-13/32-7/16-15/32-1/2-17/32-9/16-19/32-5/8-21/32-11/16-23/32-3/4</p> <p>230047 (LEFT)</p>  <p>F, L, M, MH, H</p> <p>230049 (LEFT)</p>  <p>F, L, M, MH, H, XH</p>		<p>230050 (RIGHT)</p>  <p>1/8-5/32-3/16-7/32-1/4-9/32-5/16-11/32-3/8-13/32-7/16-15/32-1/2-17/32-9/16-19/32-5/8-21/32-11/16-23/32-3/4</p>
<p>3/32-1/8 3/16-7/32 5/16-11/32 7/16-15/32-1/2-17/32-9/16 9/32-5/8-21/32-11/16-23/32-3/4</p>		<p>230055 (LEFT)</p>  <p>13/32-7/16-15/32-1/2-17/32-9/16-19/32-5/8-21/32-11/16-23/32-3/4</p>
<p>230047 (LEFT)</p>  <p>3/32-1/8 3/16-7/32 5/16-11/32 7/16-15/32-1/2-17/32-9/16 9/32-5/8-21/32-11/16-23/32-3/4</p>		<p>230056 (RIGHT)</p>  <p>XH, XXH, XXXH</p> <p>3/16-7/32-1/4-9/32-5/16-11/32-3/8-13/32-7/16-15/32-1/2-17/32-9/16-19/32-5/8-21/32-11/16-23/32-3/4</p>

17669

238250

261936
261933



17670 - 3/8

261941

200098E 200159F

