

SINGER
23W

PRICE LIST OF PARTS



MACHINES OF CLASS 23W

THE SINGER MANUFACTURING COMPANY

INDEX

	PAGE
ACCESSORIES.....	65
BINDERS.....	81
BOBBIN WINDER.....	65
FEED DOGS.....	69
KNEE LIFTER PARTS.....	66
MACHINE NO. 23 w 1.....	7
" " 23 w 5.....	15
" " 23 w 6.....	25
" " 23 w 7.....	34
" " 23 w 8.....	42
" " 23 w 9.....	50
" " 23 w 104.....	58
NUMERICAL LIST OF PARTS.....	87
OBSOLETE PARTS.....	55
PRESSER FEET.....	74
ROLLER PRESSERS.....	75
" WELT GAUGE.....	72
STARTING TREADLE.....	68
THROAT PLATES.....	77
UNDER DRIVER.....	83

INSTRUCTIONS FOR ORDERING

In ordering from this list, use **ONLY** the **PART** number in the **FIRST** column.

The number stamped on a Sewing Machine Part is the number of the Single Part only, except when the part includes Set Screws, Clamping Screws, Studs and Rollers Spun on, Small Wires riveted, or Parts soldered together, etc., which it is necessary to furnish in combination.

Every combination of parts sent out has its specific number which, although not stamped on Parts (except in above cases) must be used when ordering the combination.

Each number always indicates the **SAME PART** in whatever list it appears, or for whatever Machine.

The letters after some of the numbers indicate the style of finish only, as follows:

- A. Hardened, Polished and Plated.
- B. Polished and Plated.
- C. Hardened only.
- D. Polished only.
- E. Soft, not polished.
- F. Hardened and Polished.
- H. Blued.

These letters **MUST BE USED** when they appear in the list and **AFTER** the number, as in the list.

In this series

200001 to 201500 are Screw Numbers.

201501 to 201800 are Nut Numbers.

201801 to 202000 are Roller Numbers.

202001 and upward are numbers of Machine Parts.

The figures in the second column refer only to the plate in which the illustration of the part is shown and are **NOT TO BE USED** in ordering.

Two or more numbers over a cut indicate that the difference between such parts is not visible in an illustration.

Parts marked with an asterisk (*) are furnished only when repairs are made at the factory.

LIST OF PARTS COMPLETE

FOR

MACHINE NO. 23 w 1

DROP FEED

For Shirts, Underwear, Collars and Cuffs

No.	Plate	Name	Each
*204161	----	Arm	\$ —
*204112	----	" 204161 with 200439c, 202035 and 204705	---
204163	12305	Arm Cap	10
200278H	12311	" " Screw	05
202248H	12307	" " " Washer	05
200963F	12311	" Screw (3)	06
202005	12308	" " Washer (3)	01
203202	12290	" Shaft	1 75
204705	12304	" " Bushing (front)	35
200439c	12311	" " " Position Screw	05
204165	12300	" " Connection with four 200954E (2)	75
200054E	12307	Arm Shaft Connection Screw	03
202299	----	" " Oil Packing (wick) (2)	01
203204	12290	Balance Wheel, 5 1/4 inches diam. (belt groove 2 1/4 inches diam.), with 200328c and 200335c	1 00
200062H	12311	Balance Wheel Adjusting Screw	07
200328c	12311	" " Position Screw	04
200335c	12311	" " Set Screw	04
*213120	----	Bed	---
*213651	----	" 213120 with 202062, 203218, 203249, two each 200362c, 200516E, 200840E and 202299	---
202258	12315	Bed Hinge Connection (2)	08
200570E	12311	" " " Screw (4)	05
213123	12300	" Slide (back)	25
213750	12300	" " (front)	35
203208	12312	Bobbin	05
203210	12312	" Case Base with 202056, 203211 to 203213 and 203216	55
203211	12312	Bobbin Case Base Latch	05
202056	12312	" " " " Pin	01
203212	12312	" " " " Plunger	02

No.	Plate	Name	Each
203213	12312	Bobbin Case Base Latch Spring	\$ 01
203209	12312	" " Cap with 200984E, 203214, 203215 and two 200594E	25
203214	12312	Bobbin Case Tension Spring	10
200984E	12312	" " " " Regulating Screw	04
200594E	12312	Bobbin Case Tension Spring Screw.....	02
203215	12312	" " Thread Guide	05
200594E	12312	" " " " Screw	02
203216	12312	" " Washer (cloth)....Per 100	25
203217	12312	Bobbin Case complete, Nos. 203209 and 203210	80
200459D	12306	Cloth Guide Thumb Screw	10
204184	12290	Face Plate with 200355H, 200368H, 202090, 204185, 204281 and two 200397H	75
200053C	12311	Face Plate Screw	04
204185	12310	" " Thread Guide	03
200397H	12309	" " " " Set Screw... ..	02
204186	12290	Face Plate complete, Nos. 200135C, 200309E, 200319C, 200577H, 204059, 204184, 204267, 204272 and 204277 to 204280	2 40
203218	12300	Feed Bar with 204189	40
203761	----	" " 203218 with 200214E, 201525E and 204200	90
203762	----	Feed Bar 203761 with 211352 and two 200106E	1 35
200214E	12310	Feed Bar Hinge Screw	12
201525E	12310	" " " " Nut	03
204188	12310	" " Spring	03
204189	12306	" " Hook	01
211352	12043	" Dog, for general muslin work and hemming	40
200106E	12311	Feed Dog Screw	02
203233	12305	" Driving Cam with 200382C and 200437C	50
204192	12304	Feed Driving Cam Fork Lever with 204195 and 204293	85
204193	12300	Feed Driving Cam Fork Lever Connection with 200668C and 201525E	35
204194	12306	Feed Driving Cam Fork Lever Connection Clamp with 200031C	45
200031C	12311	Feed Driving Cam Fork Lever Connection Clamp Pinch Screw	04
200668C	12310	Feed Driving Cam Fork Lever Connection Clamp Screw Stud	06
201525E	12310	Feed Driving Cam Fork Lever Connection Clamp Screw Stud Nut	03

No.	Plate	Name	Each
200002E	12310	Feed Driving Cam Fork Lever Connection Hinge Screw	\$ 07
201522E	12310	Feed Driving Cam Fork Lever Connection Hinge Screw Nut	03
*204195	----	Feed Driving Cam Fork Lever Shaft	—
204197	12306	" " " " " " " Collar with 200113E	15
200113E	12308	Feed Driving Cam Fork Lever Shaft Collar Set Screw	03
204293	12308	Feed Driving Cam Fork Lever Shaft Position Pin	01
204196	12307	Feed Driving Cam Fork Lever Shaft Sleeve (split)	25
200043C	12311	Feed Driving Cam Fork Lever Shaft Sleeve Set Screw	04
201524E	12310	Feed Driving Cam Fork Lever Shaft Sleeve Set Screw Nut	03
204198	12304	Feed Driving Cam Fork Lever complete, Nos. 204192 and 204194	1 30
200437C	12311	Feed Driving Cam Position Screw	06
200382C	11112	" " " Set Screw	02
213172	11993	" " Rock Shaft	40
213167	----	" " " " 213172 with 200002E, 201522E and 204193	85
202305C	12307	Feed Driving Rock Shaft Center (2)	06
200043C	12311	" " " " " Set Screw (2)	04
204200	12305	Feed Driving Rock Shaft Crank with 204189 (on left side) and two 200383C	35
200383C	12311	Feed Driving Rock Shaft Crank Set Screw	02
203235	12308	Feed Lifting Cam with 202126	75
204202	12308	" " " Fork with 200027E... ..	75
200027E	12310	" " " " Pinch Screw... ..	04
202126	12308	" " " Position Pin	01
200045C	12310	" " " Screw	03
213122	12324	" " Rock Shaft	25
203317	12324	" " " " 213122 with 203238	60
202305C	12307	Feed Lifting Rock Shaft Center (2)	06
200043C	12311	" " " " " Set Screw (2)	04
202276	12308	Feed Lifting Rock Shaft Slide Block	15
203238	12308	" " " " " " " 202276 with 200243E and 201531E.....	35
200243E	12310	Feed Lifting Rock Shaft Slide Block Hinge Screw	08

No.	Plate	Name	Each
201531E	12308	Feed Lifting Rock Shaft Slide Block Hinge Screw Nut	\$ 03
204206	12306	Feed Regulating Handle	10
204207	12304	" " " 201206 with 200098E, 202622, 204208 to 204210 and 204213	55
204208	12307	Feed Regulating Handle Adjustable Stop	05
200098E	12307	" " " " " " Screw	03
204209	12307	Feed Regulating Handle Position Pin	01
204210	12306	" " " Shaft	20
204211	12306	" " " " Crank with 200078c	20
204212	12307	Feed Regulating Handle Shaft Crank Link	15
200271E	12311	Feed Regulating Handle Shaft Crank Link Hinge Screw (lower)	05
200291E	12307	Feed Regulating Handle Shaft Crank Link Hinge Screw (upper)	05
200078c	12307	Feed Regulating Handle Shaft Crank Set Screw	03
204213	12307	Feed Regulating Handle Shaft Sleeve (split)	15
200362c	12311	Feed Regulating Handle Shaft Sleeve Set Screw	03
202622	12306	Feed Regulating Handle Shaft Sleeve Washer	01
202036	12310	Feed Regulating Handle Stop Pin	01
204214	---	Feed Regulating Handle complete, Nos. 200291E, 204207, 204211 and 204212	95
*203239	---	Hook (sewing)	--
203240	12312	" 203239 with 200600E, 200616E and 203251	2 20
203290	12312	Hook and Bobbin Case complete, Nos. 203217 and 203210	3 00
203211	12312	Hook Bevel Gear Socket, 24 teeth	85
200555H	12312	" " " " Screw	05
203242	12305	" " Pinion, 24 teeth, with two 200383c	1 00
200383c	12311	Hook Bevel Pinion Set Screw	02
213121	12324	" Counter Shaft	40
203244	12308	" " " Collar with two 200393c	20
200393c	12308	Hook Counter Shaft Collar Set Screw	02
203245	---	" " " Driving Gear, 44 teeth, with 200362c and 200439c	1 00

No.	Plate	Name	Each
213154	12395	Hook Counter Shaft Driving Gear 203245 with 200015c and 203235	\$1 80
200439c	12311	Hook Counter Shaft Driving Gear Position Screw	05
200362c	12311	Hook Counter Shaft Driving Gear Set Screw	03
203246	12305	Hook Counter Shaft Gear, 22 teeth, with two 200383c	75
200383c	12311	Hook Counter Shaft Gear Set Screw	02
202299	---	" " " Oil Packing (wick)	01
200840E	12311	" " " " " " Stop Screw	10
203247	12290	Hook Driving Shaft	1 60
203248	12304	" " " Bearing with 202299	20
202299	---	" " " " Oil Packing (wick)	01
202126	12308	Hook Driving Shaft Bearing Position Pin	01
200516E	12311	" " " " Screw	08
203249	12305	" " " Bushing (eccentric)	25
202299	---	" " " " Oil Packing (wick)	01
200362c	12311	Hook Driving Shaft Bushing Set Screw	03
213141	---	" " " Collar with two 200393c	20
200393c	12308	Hook Driving Shaft Collar Set Screw	02
203251	12312	" Gib	40
200600E	12312	" " Hinge Screw	02
200616E	12312	" " Screw	02
203252	12313	" Saddle with 202299	1 00
202299	---	" " Oil Packing (wick)	01
200006E	12307	" " Screw (2)	07
225585E	12319	" " Washer (2)	02
203254	12312	" Washer	20
203253	12313	Hook Saddle complete, Nos. 200555H, 203241, 203252, 203254 and 203290	5 00
202445	11125	Knee Lifter Connection Lever with 202446	07
227311	---	Knee Lifter Connection Lever 202445 with 200224H, 200262H, 227302 and 227308	50
200224H	12306	Knee Lifter Connection Lever Hinge Screw	12
227308	11125	Knee Lifter Connection Lever Lifting Rod with 202302	05
202302	12306	Knee Lifter Connection Lever Lifting Rod Cotter Pin	01
202446	12306	Knee Lifter Connection Lever Pin	03
227302	11125	" " Lifting Lever	10

No.	Plate	Name	Each
200262u	12306	Knee Lifter Lifting Lever Hinge Screw	\$ 10
208613	---	Needle Bar (hollow)	75
204247	12304	" " 208613 with 200125F, 200175E and 204250	80
204248	12307	Needle Bar Connecting Link	35
200658c	12307	" " " " Hinge Screw Stud	10
201519c	12307	Needle Bar Connecting Link Hinge Screw Stud Nut	03
204249	12308	Needle Bar Connecting Stud with 200072c and 202277	40
202277	---	Needle Bar Connecting Stud Oil Packing (wick)	01
200072c	12308	Needle Bar Connecting Stud Pinch Screw	03
204326	---	" " Packing Cord (2) Per 100	25
200504E	12310	" " Screw Bushing (lower)	05
200503B	12310	" " " " (upper)	05
204250	12308	" " Thread Guide	03
200175E	12308	" " " " Screw	02
200125F	12308	" Set Screw	02
201251	12304	Presser Bar (hollow) with 200074E	80
204252	12308	" " Lifter	20
200550c	12311	" " " Hinge Screw	08
204253	12308	" " Lifting Bracket with 200086c	40
200086c	12308	" " " " Pinch Screw	03
204254	12307	" " " " Position Guide	30
200362c	12311	Presser Bar Lifting Bracket Position Guide Set Screw	03
204327	12306	Presser Bar Packing Washer (felt), Per 100	25
200504E	12310	Presser Bar Screw Bushing (lower)	05
204255	12310	" " Spring	10
200491B	12305	" " Thumb Screw (pressure regulating)	25
229851	13013	Presser Foot	45
200074F	12308	" " Screw	03
202068	12315	Spool Holder Base	15
200575H	12311	" " " Screw	05
204296	12315	" " Wire	10
200079H	12311	" " " Hinge Screw	02
204297	12315	Spool Holder complete, Nos. 200079H, 202068 and 204296	25
212920	---	Take-up Cam with 200335c and 200430c	1 35
203268	12304	" " 212920 with 200383c, 200658c and 201519c	1 50

No.	Plate	Name	Each
203172	12307	Take-up Cam Friction Washer	\$ 05
200430c	12311	" " Position Screw	08
200383c	12311	" " " " Check Screw	02
200335c	12311	" " Set Screw	04
203270	12310	" Lever with 201265	60
203291	---	" " 203270 with 204263	75
204263	12310	" " Bearing with 204264	15
204264	12306	" " " Position Pin	01
200042F	12311	" " " Screw	05
204265	---	" " Oil Guard	05
201816	12307	" " Roller	12
203271	12310	Take-up Lever complete, Nos. 200042F, 201816 and 203291	90
202402	12309	Tension Disc	05
202090	12309	" " Position Pin	01
204267	12310	" Release Lever	05
200309E	12309	" " " Screw	04
202075	12309	" " Plunger	03
215609	---	" " Slide	18
204268	12310	" " " 215609 with 204269	20
204269	12308	" " " Spring	02
202407	12309	" Spring	05
200632B	12309	" Stud	20
200397H	12309	" " Set Screw	02
201572B	12309	" Thumb Nut	04
204271	12309	" Washer	05
204272	12309	Tension complete, Nos. 200632B, 201572B, 202075, 202407, 204271 and two 202402	50
215610	---	Thread Controller Adjusting Collar	10
204273	12308	" " " " 215610 with 200684u (for Presser Bar)	15
200684u	12308	Thread Controller Adjusting Collar Screw	04
204274	12309	Thread Controller Plate	12
200577H	12311	" " " Screw	02
202098	12309	" " Roller	05
204275	12309	" " " Guard	10
202084	12309	" " " " Washer	01
200300H	12309	" " " Screw	04
204276	12309	" " Spring	03
204333	12309	" " " Guard	08
200581H	12309	" " " " Screw	02
204277	12309	" " " Stop	15
204278	12309	" " " " Driving Gear	10
200319c	12309	" " " " " "	
		Hinge Screw	04
200135c	12309	Thread Controller Spring Stop Screw	03
204279	12309	" " " Stud with 204925	10

No.	Plate	Name	Each
200355H	12319	Thread Controller Spring Stud Set Screw	\$ 03
204925	12306	" " " " Washer	01
205987	12309	Thread Controller complete, Nos. 200300H, 200581H, 202084, 202098, 204274, 204275 and 204333	42
204280	12309	Thread Controller and Spring complete, Nos. 204276 and 205987	45
202413	12310	Thread Guide	05
204281	12309	" Retainer Guide Wire	01
202091	12309	" " Sleeve	05
202092	12309	" " Spring	01
204058B	12309	" " Stud	07
200368H	12309	" " " Set Screw	02
204059	12309	Thread Retainer complete, Nos. 202091, 202092 and 204058B	15
211351	12043	Throat Plate, 50 needle hole, for needle sizes 3 to 5	60
202062	12308	Throat Plate Position Pin	01
200577H	12311	" " Screw (2)	02

LIST OF PARTS COMPLETE

FOR

MACHINE NO. 23 w 5

DROP FEED. VERTICAL SEAM TRIMMER

For Underwear, Shirt Waists, Wrappers, etc.

No.	Plate	Name	Each
*204441		Arm	\$ --
*208363		" 204441 with 200439c, 202036 and 204351	--
204344	11141	Arm Bracket with 200326c	55
200189H	11140	" " Screw (3)	04
204442	11141	" " Switch Handle with 200889 and 201842	1 45
200859B	11140	Arm Bracket Switch Handle Stud	30
204346	11140	" " " " " Bushing	55
201528H	11992	" " " " " Nut	04
204347	11140	" " " " " Spring	02
204443	11142	" " " Spring	05
204349	11142	" " " " Hook	01
213763	11111	Arm Bracket complete, Nos. 200391c, 200859B, 201528H, 204344, 204346, 204347, 204442, 204443, 204450 and 213129	6 40
204163	12305	Arm Cap	10
200278H	12311	" " Screw	05
202248H	12307	" " " Washer	05
200963F	12311	" Screw (3)	06
202005	12308	" " Washer (3)	01
203202	12290	" Shaft	1 75
204351	11142	" " Bushing (front)	35
200439c	12311	" " " Position Screw	05
204165	12300	" " Connection with four 200054E (2)	75
200054E	12307	Arm Shaft Connection Screw	03
204805	11993	Balance Wheel, 5 1/2 inches diam. (self groove 3 inches diam.), with 200328c and 200335c	1 00
200062H	12311	Balance Wheel Adjusting Screw	07
200328c	12311	" " Position Screw	04
200335c	12311	" " Set Screw	04
*213125		Bed	--

No.	Plate	Name	Each
*213721	---	Bed 213125 with 203218, 203249, two each 200362c, 200516E, 200810E and 202299...	\$ --
202258	12315	Bed Hinge Connection (2)	08
200570E	12311	" " " " Screw (4)	05
203301	11133	" Slide (front)	35
203208	12312	Bobbin	05
203210	12312	" Case Base with 202056, 203211 to 203213 and 203216	55
203211	12312	Bobbin Case Base Latch	05
202056	12312	" " " " Pin	01
203212	12312	" " " " Plunger	02
203213	12312	" " " " Spring	01
203209	12312	" " Cap with 200981E, 203211, 203215 and two 200594E	25
203214	12312	Bobbin Case Tension Spring	10
200984E	12312	" " " " Regulating Screw	04
200594E	12312	Bobbin Case Tension Spring Screw	02
203215	12312	" " Thread Guide	05
200594E	12312	" " " " Screw	02
203216	12312	" " Washer (cloth).....Per 100	25
203217	12312	Bobbin Case complete, Nos. 203209 and 203210	80
204184	12290	Face Plate with 200355u, 200368u, 202090, 204185, 204281 and two 200397u	75
200053c	12311	Face Plate Screw	04
204185	12310	" " Thread Guide	03
200397u	12309	" " " " Set Screw	02
204186	12290	Face Plate complete, Nos. 200135c, 200309E, 200319c, 200577u, 204059, 204184, 204267, 204272 and 204277 to 204280	2 40
203303	11133	Feed Bar with 204189	50
203309	---	" " 203303 with 200214E, 201525E and 204200	1 00
200214E	12310	Feed Bar Hinge Screw	12
201525E	12310	" " " " Nut	03
214124	11142	" " Spring	04
204189	12306	" " Hook	01
211376	12046	" Dog, for 211386 to 211389	75
211377	12046	" " " 211384 and 211385	75
200106E	12311	" " Screw (2)	02
200075E	11992	" " Support Screw	02
201535E	11992	" " " " Nut	03
203233	12305	" Driving Cam with 200382c and 200437c	50
204192	12304	Feed Driving Cam Fork Lever with 204195 and 204293	85

No.	Plate	Name	Each
204193	12300	Feed Driving Cam Fork Lever Connection with 200668c and 201525E	\$ 35
204194	12306	Feed Driving Cam Fork Lever Connection Clamp with 200031c	45
200031c	12311	Feed Driving Cam Fork Lever Connection Clamp Pinch Screw	04
200668c	12310	Feed Driving Cam Fork Lever Connection Clamp Screw Stud	06
201525E	12310	Feed Driving Cam Fork Lever Connection Clamp Screw Stud Nut	03
200002E	12310	Feed Driving Cam Fork Lever Connection Hinge Screw	07
201522E	12310	Feed Driving Cam Fork Lever Connection Hinge Screw Nut	03
*204195	---	Feed Driving Cam Fork Lever Shaft	--
204197	12306	" " " " " " " Collar with 200113E	15
200113E	12308	Feed Driving Cam Fork Lever Shaft Collar Set Screw	03
204293	12308	Feed Driving Cam Fork Lever Shaft Position Pin	01
204196	12307	Feed Driving Cam Fork Lever Shaft Sleeve (split)	25
200043c	12311	Feed Driving Cam Fork Lever Shaft Sleeve Set Screw	04
201524E	12310	Feed Driving Cam Fork Lever Shaft Sleeve Set Screw Nut	03
204198	12304	Feed Driving Cam Fork Lever complete, Nos. 204192 and 204194	1 30
200437c	12311	Feed Driving Cam Position Screw	06
200382c	11142	" " " " Set Screw	02
204199	12290	" " Rock Shaft	35
206554	---	" " " " 204199 with 200002E, 201522E and 204193	80
202305e	12307	Feed Driving Rock Shaft Center (2)	06
200043c	12311	" " " " " " Set Screw (2)	04
204200	12305	Feed Driving Rock Shaft Crank with 204189 (on left side) and two 200383c	35
200383c	12311	Feed Driving Rock Shaft Crank Set Screw	02
203235	12308	Feed Lifting Cam with 202126	75
204202	12308	" " " Fork with 200027E	75
200027E	12310	" " " " Pinch Screw	04
202126	12308	" " " Position Pin	01
200045c	12310	" " " Screw	03
203305	---	" " Rock Shaft	30

No.	Plate	Name	Each
203315	11133	Feed Lifting Rock Shaft 203305 with 203238	\$ 65
202305c	12307	Feed Lifting Rock Shaft Center (2)	06
200043c	12311	" " " " " Set Screw (2)	04
202276	12308	Feed Lifting Rock Shaft Slide Block	15
203238	12308	" " " " " " " " 202276 with 200243E and 201531E.....	35
200243E	12310	Feed Lifting Rock Shaft Slide Block Hinge Screw	08
201531E	12308	Feed Lifting Rock Shaft Slide Block Hinge Screw Nut	03
204206	12306	Feed Regulating Handle	10
204207	12304	" " " " 204206 with 200098F, 202622, 204208 to 204210 and 204213	55
204208	12307	Feed Regulating Handle Adjustable Stop	05
200098F	12307	" " " " " " " Screw	03
204209	12307	Feed Regulating Handle Position Pin ..	01
204210	12306	" " " " Shaft	20
204211	12306	" " " " " Crank with 200078c	20
204212	12307	Feed Regulating Handle Shaft Crank Link	15
200271E	12311	Feed Regulating Handle Shaft Crank Link Hinge Screw (lower)	05
200291E	12307	Feed Regulating Handle Shaft Crank Link Hinge Screw (upper)	05
200078c	12307	Feed Regulating Handle Shaft Crank Set Screw	03
204213	12307	Feed Regulating Handle Shaft Sleeve (split)	15
200362c	12311	Feed Regulating Handle Shaft Sleeve Set Screw	03
202622	12306	Feed Regulating Handle Shaft Sleeve Washer	01
202036	12310	Feed Regulating Handle Stop Pin	01
204214	---	Feed Regulating Handle complete, Nos. 200291E, 204207, 204211 and 204212 ...	95
*203239	---	Hook (sewing)	---
203240	12312	" 203239 with 200600F, 200616F and 203251	2 20
203290	12312	Hook and Bobbin Case complete, Nos. 203217 and 203240	3 00
203241	12312	Hook Bevel Gear Socket, 24 teeth	85
200555II	12312	" " " " " Screw	05

No.	Plate	Name	Each
203242	12305	Hook Bevel Pinion, 24 teeth, with two 200383c	\$1 00
200383c	12311	Hook Bevel Pinion Set Screw	02
203306	11133	" Counter Shaft	45
203244	12308	" " " " Collar with two 200393c	20
200393c	12308	Hook Counter Shaft Collar Set Screw ..	02
203245	---	" " " " Driving Gear, 44 teeth, with 200362c and 200439c	1 00
213154	12305	Hook Counter Shaft Driving Gear 203245 with 200045c and 203235	1 80
200439c	12311	Hook Counter Shaft Driving Gear Position Screw	05
200362c	12311	Hook Counter Shaft Driving Gear Set Screw	03
203246	12305	Hook Counter Shaft Gear, 22 teeth, with two 200383c	75
200383c	12311	Hook Counter Shaft Gear Set Screw ...	02
202299	---	" " " " Oil Packing (wick)	01
200840E	12311	" " " " " " " " Stop Screw	10
203247	12290	Hook Driving Shaft	1 60
203248	12304	" " " " Bearing with 202299	20
202299	---	" " " " " Oil Packing (wick)	01
202126	12308	Hook Driving Shaft Bearing Position Pin	01
200516E	12311	" " " " " Screw	08
203249	12305	" " " " " Bushing (eccentric)	25
202299	---	" " " " " Oil Packing (wick)	01
200362c	12311	Hook Driving Shaft Bushing Set Screw	03
213141	---	" " " " Collar with two 200393c	20
200393c	12308	Hook Driving Shaft Collar Set Screw..	02
203251	12312	" Gib	40
200600F	12312	" " Hinge Screw	02
200616F	12312	" " Screw	02
203307	12335	" Saddle with 202299	1 25
202299	---	" " Oil Packing (wick)	01
200006E	12307	" " Screw (2)	07
225585E	12319	" " " Washer (2)	02
203254	12312	" Washer	20
203308	12335	Hook Saddle complete, Nos. 200555II, 203241, 203254, 203290 and 203307	5 25
202445	11125	Knee Lifter Connection Lever with 202446	07
227311	---	" " " " " 202445 with 200224II, 200262II, 227302 and 227308...	50

No.	Plate	Name	Each
200224H	12306	Knee Lifter Connection Lever Hinge Screw	12
227308	11125	Knee Lifter Connection Lever Lifting Rod with 202302	05
202302	12306	Knee Lifter Connection Lever Lifting Rod Cotter Pin	01
202446	12306	Knee Lifter Connection Lever Pin	03
227302	11125	" " Lifting Lever	10
200262H	12306	" " " " Hinge Screw	10
213760	11140	Knife	15
213130	11140	" Adjusting Block in gauges $\frac{1}{8}$, $\frac{1}{4}$ and $\frac{3}{8}$ inch	20
213126	---	Knife Bar	1 15
213129	11141	" " 213126 with 213761	2 15
204450	11140	" " Bell Crank with 204349 and 204449	1 15
204449	11142	Knife Bar Bell Crank Bearing	35
200664H	11992	" " " " Driving Screw Stud	07
200889	11142	" " " " " " " " 200664H with 201528H	11
201528H	11992	Knife Bar Bell Crank Driving Screw Stud Nut	04
200326c	11142	Knife Bar Bell Crank Driving Screw Stud Position Adjusting Screw	05
200391c	11140	Knife Bar Bell Crank Position Screw	02
204370	11142	" " Driving Cam with 200347c and 200431c	90
200434c	11142	Knife Bar Driving Cam Position Screw	08
201808	---	" " " " Roller and Stud	22
201842	11142	" " " " " " " " 201808 with 201528H	26
201528H	11992	Knife Bar Driving Cam Roller and Stud Nut	04
200347c	12321	Knife Bar Driving Cam Set Screw	03
213128	---	" " Thimble with 200068H and two 200091e	50
213761	11990	Knife Bar Thimble 213128 with 213127	1 00
200068H	11992	" " " " Screw	03
213127	11990	" " Holder	50
200091e	11140	" " Screw	02
200126D	11140	" Screw, for $\frac{1}{8}$ inch gauge block (2)	02
200076D	11140	" " " $\frac{1}{4}$ and $\frac{3}{8}$ inch gauge blocks (2)	03
200056D	11140	Knife Screw, for $\frac{1}{4}$ and $\frac{3}{8}$ inch gauge blocks (2)	03
213770	11141	Needle Bar (hollow) with 200125e, 200590H and 213771	80
204248	12307	Needle Bar Connecting Link	35

No.	Plate	Name	Each
200658c	12307	Needle Bar Connecting Link Hinge Screw Stud	\$ 10
201519c	12307	Needle Bar Connecting Link Hinge Screw Stud Nut	03
204249	12308	Needle Bar Connecting Stud with 200072c and 202277	40
202277	---	Needle Bar Connecting Stud Oil Packing (wick)	01
200072c	12308	Needle Bar Connecting Stud Pinch Screw	03
204326	---	" " Packing Cord (2) Per 100	25
200868	11140	" " Screw Bushing (lower)	05
200867H	11140	" " " " (upper)	05
213771	11140	" " Thread Guide	03
200590H	11140	" " " " Screw	02
200125F	12308	" Set Screw	02
204251	12304	Presser Bar (hollow) with 200074F	80
204252	12308	" " Lifter	20
200550c	12311	" " " Hinge Screw	08
204455	11140	" " Lifting Bracket with 200387c	40
204254	12307	" " " " Position Guide	30
200362c	12311	Presser Bar Lifting Bracket Position Guide Set Screw	03
200387c	11992	Presser Bar Lifting Bracket Set Screw	02
204327	12306	" " Packing Washer (felt), Per 100	25
200868	11140	Presser Bar Screw Bushing (lower)	05
204255	12310	" " Spring	10
200493B	11140	" " Thumb Screw (pressure regulating)	25
229870	13033	Presser Foot, trims from $\frac{1}{8}$ to $\frac{1}{4}$ inch, in steps of $\frac{1}{16}$ inch	60
200074F	12308	Presser Foot Screw	03
202068	12315	Spool Holder Base	15
200575H	12311	" " " Screw	05
204296	12315	" " Wire	10
200079H	12311	" " " Hinge Screw	02
204297	12315	Spool Holder complete, Nos. 200079H, 202068 and 204296	25
212920	---	Take-up Cam with 200335c and 200430c	1 35
203268	12304	" " 212920 with 200383c, 200658c and 201519c	1 50
200430c	12311	Take-up Cam Position Screw	08
200383c	12311	" " " " Check Screw	02
200335c	12311	" " Set Screw	04
204262	11991	" Lever with 204265	60
206556	---	" " 204262 with 204263	75
204263	12310	" " Bearing with 204264	15

No.	Plate	Name	Each
204264	12306	Take-up Lever Bearing Position Pin	\$ 01
200042F	12311	" " " Screw	05
204265	—	" " Oil Guard	05
201816	12307	" " Roller	12
204266	11991	Take-up Lever complete, Nos. 200042F, 201816 and 206556	90
202402	12309	Tension Disc	05
202090	12309	" " Position Pin	01
204267	12310	" Release Lever	05
200309E	12309	" " " Screw	04
202075	12309	" " Plunger	03
204456	11991	" " Slide	20
204457	11142	" " " Spring	02
202407	12309	" Spring	05
200632B	12309	" Stud	20
200397H	12309	" " Set Screw	02
201572B	12309	" Thumb Nut	04
204271	12309	" Washer	05
204272	12309	Tension complete, Nos. 200632B, 201572B, 202075, 202407, 204271 and two 202402	50
204458	11140	Thread Controller Adjusting Collar with 200684H (for Presser Bar)	15
200684H	12308	Thread Controller Adjusting Collar Screw	04
204274	12309	Thread Controller Plate	12
200577H	12311	" " " Screw	02
202098	12309	" " Roller	05
204275	12309	" " " Guard	10
202084	12309	" " " Washer	01
200300H	12309	" " " Screw	04
204276	12309	" " Spring	03
204333	12309	" " " Guard	08
200581H	12309	" " " " Screw	02
204277	12309	" " " Stop	15
204278	12309	" " " " Driving Gear	10
200319C	12309	" " " " " " "	
		Hinge Screw	04
200135C	12309	Thread Controller Spring Stop Screw	03
204279	12309	" " " Stud with 204925	10
200355H	12319	" " " " Set Screw	03
204925	12306	" " " " Washer	01
205987	12309	Thread Controller complete, Nos. 200300H, 200581H, 202084, 202098, 204274, 204275 and 204333	42
204280	12309	Thread Controller and Spring complete, Nos. 204276 and 205987	45
204459	11990	Thread Guide	02
204281	12309	" Retainer Guide Wire	01

No.	Plate	Name	Each
202091	12309	Thread Retainer Sleeve	\$ 05
202092	12309	" " Spring	01
204058B	12309	" " Stud	07
200368H	12309	" " " Set Screw	02
204059	12309	Thread Retainer complete, Nos. 202091, 202092 and 204058B	15
211371	—	Throat Plate Body	1 25
211378	12047	" " Knife Cutting Bar, 46 needle hole, for needle sizes 5 to 7, trims $\frac{1}{8}$ inch, for 211384	1 00
211379	12047	Throat Plate Knife Cutting Bar, 46 needle hole, for needle sizes 5 to 7, trims $\frac{3}{8}$ inch, for 211385	1 00
211380	12047	Throat Plate Knife Cutting Bar, 46 needle hole, for needle sizes 5 to 7, trims $\frac{1}{2}$ inch, for 211386	1 00
211381	12047	Throat Plate Knife Cutting Bar, 46 needle hole, for needle sizes 5 to 7, trims $\frac{5}{8}$ inch, for 211387	1 00
211382	12047	Throat Plate Knife Cutting Bar, 46 needle hole, for needle sizes 5 to 7, trims $\frac{3}{4}$ inch, for 211388	1 00
211383	12047	Throat Plate Knife Cutting Bar, 46 needle hole, for needle sizes 5 to 7, trims $\frac{7}{8}$ inch, for 211389	1 00
200583H	12047	Throat Plate Knife Cutting Bar Screw	02
200577H	12311	" " Screw (2)	02
211372	12047	" " Slide Bowl	50
200586H	12047	" " " " Screw	03
211384	12046	Throat Plate complete, 46 needle hole, for needle sizes 5 to 7, trims $\frac{1}{8}$ inch, Nos. 200586H, 211371, 211372, 211378 and two 200583H, for 211377	2 75
211385	12046	Throat Plate complete, 46 needle hole, for needle sizes 5 to 7, trims $\frac{3}{8}$ inch, Nos. 200586H, 211371, 211372, 211379 and two 200583H, for 211377	2 75
211386	12046	Throat Plate complete, 46 needle hole, for needle sizes 5 to 7, trims $\frac{1}{2}$ inch, Nos. 200586H, 211371, 211372, 211380 and two 200583H, for 211376	2 75
211387	12046	Throat Plate complete, 46 needle hole, for needle sizes 5 to 7, trims $\frac{5}{8}$ inch, Nos. 200586H, 211371, 211372, 211381 and two 200583H, for 211376	2 75

No.	Plate	Name	Each
211388	12046	Throat Plate complete, 46 needle hole, for needle sizes 5 to 7, trims $\frac{3}{8}$ inch. Nos. 200586u, 211371, 211372, 211382 and two 200583u, for 211376	\$ 2 75
211389	12046	Throat Plate complete, 46 needle hole, for needle sizes 5 to 7, trims $\frac{1}{2}$ inch. Nos. 200586u, 211371, 211372, 211383 and two 200583u, for 211376	2 75

LIST OF PARTS COMPLETE

FOR

MACHINE NO. 23 w 6

DROP FEED. VERTICAL SEAM TRIMMER

For Tailoring

No.	Plate	Name	Each
*204441	----	Arm	\$ --
*208363	----	" 204441 with 200439c, 202036 and 204351	--
204344	11141	Arm Bracket with 200326c	55
200189u	11140	" " Screw (3)	04
204442	11141	" " Switch Handle with 200889 and 201812	1 45
200859u	11140	Arm Bracket Switch Handle Stud	30
204346	11140	" " " " " Bushing	55
201528u	11992	" " " " " Nut	04
204347	11140	" " " " " Spring	02
204443	11142	" " " Spring	05
204349	11142	" " " " Hook	01
204445	----	Arm Bracket complete, Nos. 200391c, 200859u, 201528u, 204344, 204346, 204347, 204442, 204443, 204448 and 204450	6 40
204163	12305	Arm Cap	10
200278u	12311	" " Screw	05
202248u	12307	" " " Washer	05
200963e	12311	" Screw (3)	06
202005	12308	" " Washer (3)	01
203202	12290	" Shaft	1 75
204351	11142	" " Bushing (front)	35
200439c	12311	" " " Position Screw	05
204165	12300	" " Connection with four 200054e (2)	75
200054e	12307	Arm Shaft Connection Screw	03
203204	12290	Balance Wheel, 5 $\frac{1}{2}$ inches diam. (belt groove 2 $\frac{1}{2}$ inches diam), with 200328c and 200335c	1 00
200062u	12311	Balance Wheel Adjusting Screw	07
200328c	12311	" " Position Screw	04
200335c	12311	" " Set Screw	04
*213120	----	Bed	--

No.	Plate	Name	Each
*213651	—	Red 213120 with 202062, 203218, 203219, two each 200362c, 200516E, 200810E and 202299	\$ —
202258	12315	Bed Hinge Connection (2)	08
200570E	12311	" " " " Screw (4)	05
213123	12300	" Slide (back)	25
213750	12300	" " (front)	35
203208	12312	Bobbin	05
203210	12312	" Case Base with 202056, 203211 to 203213 and 203216	55
203211	12312	Bobbin Case Base Latch	05
202056	12312	" " " " Pin	01
203212	12312	" " " " Plunger	02
203213	12312	" " " " Spring	01
203209	12312	" " Cap with 200984E, 203214, 203215 and two 200591E	25
203214	12312	Bobbin Case Tension Spring	10
200984E	12312	" " " " Regulating Screw	04
200594E	12312	Bobbin Case Tension Spring Screw	02
203215	12312	" " Thread Guide	05
200594E	12312	" " " " Screw	02
203216	12312	" " Washer (cloth) Per 100	25
203217	12312	Bobbin Case complete, Nos. 203209 and 203210	80
204184	12290	Face Plate with 200355H, 200368H, 202090, 204185, 204281 and two 200397H	75
200053c	12311	Face Plate Screw	04
204185	12310	" " Thread Guide	03
200397H	12309	" " " " Set Screw	02
204186	12290	Face Plate complete, Nos. 200135c, 200309E, 200319c, 200577H, 204059, 204184, 204267, 204272 and 204277 to 204280	2 40
203303	11133	Feed Bar with 204189	50
203309	—	" " 203303 with 200214E, 201525E and 204200	1 00
200214E	12310	Feed Bar Hinge Screw	12
201525E	12310	" " " " Nut	03
214424	11142	" " Spring	04
204189	12306	" " " Hook	01
211367	12045	" Dog, for 211366	75
211369	12045	" " " 211368	1 00
200106E	12311	" " Screw (2)	02
200075E	11992	" " Support Screw	02
201535E	11992	" " " " Nut	03
203233	12305	" Driving Cam with 200382c and 200437c	50

No.	Plate	Name	Each
204192	12304	Feed Driving Cam Fork Lever with 204195 and 204293	\$ 85
204193	12300	Feed Driving Cam Fork Lever Connection with 200668c and 201525E	35
204194	12306	Feed Driving Cam Fork Lever Connection Clamp with 200031c	45
200031c	12311	Feed Driving Cam Fork Lever Connection Clamp Pinch Screw	04
200668c	12310	Feed Driving Cam Fork Lever Connection Clamp Screw Stud	06
201525E	12310	Feed Driving Cam Fork Lever Connection Clamp Screw Stud Nut	03
200002E	12310	Feed Driving Cam Fork Lever Connection Hinge Screw	07
201522E	12310	Feed Driving Cam Fork Lever Connection Hinge Screw Nut	03
*204195	—	Feed Driving Cam Fork Lever Shaft	—
204197	12306	" " " " " " Collar with 200113E	15
200113E	12308	Feed Driving Cam Fork Lever Shaft Collar Set Screw	03
204293	12308	Feed Driving Cam Fork Lever Shaft Position Pin	01
204196	12307	Feed Driving Cam Fork Lever Shaft Sleeve (split)	25
200043c	12311	Feed Driving Cam Fork Lever Shaft Sleeve Set Screw	04
201524E	12310	Feed Driving Cam Fork Lever Shaft Sleeve Set Screw Nut	03
204198	12301	Feed Driving Cam Fork Lever complete, Nos. 204192 and 204194	1 30
200437c	12311	Feed Driving Cam Position Screw	06
200382c	11142	" " " Set Screw	02
213172	11993	" " Rock Shaft	40
213167	—	" " " 213172 with 200002E, 201522E and 204193	85
202305c	12307	Feed Driving Rock Shaft Center (2)	06
200043c	12311	" " " " " Set Screw (2)	04
204200	12305	Feed Driving Rock Shaft Crank with 204189 (on left side) and two 200382c	35
200382c	12311	Feed Driving Rock Shaft Crank Set Screw	02
203235	12308	Feed Lifting Cam with 202126	75
204202	12308	" " " Fork with 200027E	75
200027E	12310	" " " Pinch Screw	04
202126	12308	" " " Position Pin	01
200045c	12310	" " " Screw	03

No.	Plate	Name	Each
213122	12324	Feed Lifting Rock Shaft	\$ 25
203317	12324	" " " " 213122 with 203238	60
202305c	12307	Feed Lifting Rock Shaft Center (2)	06
200043c	12311	" " " " " Set Screw (2)	04
202276	12308	Feed Lifting Rock Shaft Slide Block	15
203238	12308	" " " " " "	35
		202276 with 200243E and 201531E	35
200243E	12310	Feed Lifting Rock Shaft Slide Block Hinge Screw	08
201531E	12308	Feed Lifting Rock Shaft Slide Block Hinge Screw Nut	03
204206	12306	Feed Regulating Handle	10
204207	12304	" " " " 204206 with 200098E, 202622, 204208 to 204210 and 204213	55
204208	12307	Feed Regulating Handle Adjustable Stop	05
200098E	12307	" " " " " "	03
		Screw	01
204209	12307	Feed Regulating Handle Position Pin	20
204210	12306	" " " " Shaft	20
204211	12306	" " " " Crank with 200078c	20
204212	12307	Feed Regulating Handle Shaft Crank Link	15
200271E	12311	Feed Regulating Handle Shaft Crank Link Hinge Screw (lower)	05
200291E	12307	Feed Regulating Handle Shaft Crank Link Hinge Screw (upper)	05
200078c	12307	Feed Regulating Handle Shaft Crank Set Screw	03
204213	12307	Feed Regulating Handle Shaft Sleeve (split)	15
200362c	12311	Feed Regulating Handle Shaft Sleeve Set Screw	03
202622	12306	Feed Regulating Handle Shaft Sleeve Washer	01
202036	12310	Feed Regulating Handle Stop Pin	01
204214	----	Feed Regulating Handle complete, Nos. 200291E, 204207, 204211 and 204212	95
*203239	----	Hook (sewing)	—
203240	12312	" 203239 with 200600E, 200616E and 203251	2 20
203290	12312	Hook and Bobbin Case complete, Nos. 203217 and 203240	3 00
203241	12312	Hook Bevel Gear Socket, 24 teeth	85
200555H	12312	" " " " Screw	05

No.	Plate	Name	Each
203242	12305	Hook Bevel Pinion, 24 teeth, with two 200383c	\$1 00
200383c	12311	Hook Bevel Pinion Set Screw	02
213121	12324	" Counter Shaft	40
203244	12308	" " " Collar with two 200393c	20
200393c	12308	Hook Counter Shaft Collar Set Screw	02
203245	----	" " " Driving Gear, 44 teeth, with 200362c and 200439c	1 00
213154	12305	Hook Counter Shaft Driving Gear 203245 with 200045c and 203235	1 80
200439c	12311	Hook Counter Shaft Driving Gear Position Screw	05
200362c	12311	Hook Counter Shaft Driving Gear Set Screw	03
203246	12305	Hook Counter Shaft Gear, 22 teeth, with two 200383c	75
200383c	12311	Hook Counter Shaft Gear Set Screw	02
202299	----	" " " Oil Packing (wick)	01
200840E	12311	" " " " " "	10
		Stop Screw	10
203247	12290	Hook Driving Shaft	1 60
203248	12304	" " " Bearing with 202299	20
202299	----	" " " " Oil Packing (wick)	01
202126	12308	Hook Driving Shaft Bearing Position Pin	01
200516E	12311	" " " " Screw	08
203249	12305	" " " Bushing (eccentric)	25
202299	----	" " " " Oil Packing (wick)	01
200362c	12311	Hook Driving Shaft Bushing Set Screw	03
213141	----	" " " Collar with two 200393c	20
200393c	12308	Hook Driving Shaft Collar Set Screw	02
203251	12312	" Gib	40
200600E	12312	" " Hinge Screw	02
200616E	12312	" " Screw	02
203252	12313	" Saddle with 202299	1 00
202299	----	" " Oil Packing (wick)	01
200006E	12307	" " Screw (2)	07
225585E	12319	" " Washer (2)	02
203254	12312	" Washer	20
203253	12313	Hook Saddle complete, Nos. 200555H, 203241, 203252, 203254 and 203290	5 00
202445	11125	Knee Lifter Connection Lever with 202446	07

No.	Plate	Name	Each
227311	—	Knee Lifter Connection Lever 202445 with 200224H, 200262H, 227302 and 227308	\$ 50
200224H	12306	Knee Lifter Connection Lever Hinge Screw	12
227308	11125	Knee Lifter Connection Lever Lifting Rod with 202302	05
202302	12306	Knee Lifter Connection Lever Lifting Rod Cotter Pin	01
202446	12306	Knee Lifter Connection Lever Pin	03
227302	11125	" " Lifting Lever	10
200262H	12306	" " " " Hinge Screw	10
207805	11990	Knife	10
213130	11140	" Adjusting Block, in gauges $\frac{1}{8}$, $\frac{1}{4}$ and $\frac{3}{8}$ inch	20
204447	11141	Knife Bar with 200094F	1 15
204448	—	" " 204447 with 204452	2 15
204450	11140	" " Bell Crank with 204349 and 204449	1 15
204449	11142	Knife Bar Bell Crank Bearing	35
200664H	11992	" " " " Driving Screw Stud	07
200889	11142	" " " " " " "	11
		200664H with 201528H	11
201528H	11992	Knife Bar Bell Crank Driving Screw Stud Nut	04
200326c	11142	Knife Bar Bell Crank Driving Screw Stud Position Adjusting Screw	05
200391c	11140	Knife Bar Bell Crank Position Screw...	02
204370	11142	" " Driving Cam with 200347c and 200434c	90
200434c	11142	Knife Bar Driving Cam Position Screw..	08
201808	—	" " " " Roller and Stud	22
201842	11142	" " " " " " "	26
		201808 with 201528H	26
201528H	11992	Knife Bar Driving Cam Roller and Stud Nut	04
200347c	12321	Knife Bar Driving Cam Set Screw	03
204452	11140	" Holder	1 00
200094F	11140	" " Screw	02
200126D	11140	" Screw, for $\frac{1}{8}$ inch gauge block (2)	02
200076D	11140	" " " $\frac{1}{4}$ and $\frac{3}{8}$ inch gauge blocks (2)	03
200056D	11140	Knife Screw, for $\frac{1}{4}$ and $\frac{3}{8}$ inch gauge blocks (2)	03
213770	11141	Needle Bar (hollow) with 200125F, 200590H and 213771	80
204248	12307	Needle Bar Connecting Link	35

No.	Plate	Name	Each
200658c	12307	Needle Bar Connecting Link Hinge Screw Stud	\$ 10
201519c	12307	Needle Bar Connecting Link Hinge Screw Stud Nut	03
204249	12308	Needle Bar Connecting Stud with 200072c and 202277	40
202277	—	Needle Bar Connecting Stud Oil Packing (wick)	01
200072c	12308	Needle Bar Connecting Stud Pinch Screw	03
204326	—	" " Packing Cord (2)....Per 100	25
200868	11140	" " Screw Bushing (lower)	05
200867B	11140	" " " " (upper)	05
213771	11140	" " Thread Guide	03
200590H	11140	" " " " Screw	02
200125F	12308	" Set Screw	02
204251	12304	Presser Bar (hollow) with 200074F	80
204252	12308	" " Lifter	20
200550c	12311	" " " Hinge Screw	08
204455	11140	" " Lifting Bracket with 200387c	40
204254	12307	" " " " P o s i t i o n Guide	30
200362c	12311	Presser Bar Lifting Bracket Position Guide Set Screw	03
200387c	11992	Presser Bar Lifting Bracket Set Screw..	02
204327	12306	" " P a c k i n g W a s h e r (felt), Per 100	25
200868	11140	Presser Bar Screw Bushing (lower)....	05
204255	12310	" " Spring	10
200493B	11140	" " Thumb Screw (pressure regulating)	25
202905	13033	Presser Foot, trims from $\frac{1}{8}$ to $\frac{1}{4}$ inch, in steps of $\frac{1}{16}$ inch	60
206993	13033	Presser Foot, trims $\frac{1}{8}$ inch	60
200074F	12308	Presser Foot Screw	03
202068	12315	Spool Holder Base	15
200575H	12311	" " " Screw	05
204296	12315	" " Wire	10
200079H	12311	" " " Hinge Screw	02
204297	12315	Spool Holder complete, Nos. 200079H, 202068 and 204296	25
212920	—	Take-up Cam with 200335c and 200430c..	1 35
203268	12304	" " 212920 with 200383c, 200658c and 201519c	1 50
200430c	12311	Take-up Cam Position Screw	08
200383c	12311	" " " " Check Screw	02
200335c	12311	" " Set Screw	04
204262	11991	" Lever with 204265	60

No.	Plate	Name	Each
206556	—	Take-up Lever 204262 with 204263	\$ 75
204263	12310	" " Bearing with 204264	15
204264	12306	" " " Position Pin	01
200042F	12311	" " " Screw	05
204265	—	" " Oil Guard	05
201816	12307	" " Roller	12
204266	11991	Take-up Lever complete, Nos. 200042F, 201816 and 206556	90
202402	12309	Tension Disc	05
202090	12309	" " Position Pin	01
204267	12310	" Release Lever	05
200309E	12309	" " " Screw	01
202075	12309	" " Plunger	03
204456	11991	" " Slide	20
204457	11142	" " " Spring	02
202407	12309	" Spring	05
200632B	12309	" Stud	20
200397H	12309	" " Set Screw	02
201572B	12309	" Thumb Nut	04
204271	12309	" Washer	05
204272	12309	Tension complete, Nos. 200632B, 201572B, 202075, 202407, 204271 and two 202402	50
204458	11140	Thread Controller Adjusting Collar with 200684H (for Presser Bar)	15
200684H	12308	Thread Controller Adjusting Collar Screw	04
204274	12309	" " Plate	12
200577H	12311	" " " Screw	02
202098	12309	" " Roller	05
204275	12309	" " Guard	10
202084	12309	" " " Washer	01
200300H	12309	" " " Screw	04
204276	12309	" " Spring	03
204333	12309	" " " Guard	08
200581H	12309	" " " " Screw	02
204277	12309	" " " Stop	15
204278	12309	" " " " Driving Gear	10
200319c	12309	Thread Controller Spring Stop Driving Gear Hinge Screw	04
200135c	12309	Thread Controller Spring Stop Screw	03
204279	12309	" " " Stud with 204925	10
200355H	12319	" " " " Set Screw	03
204925	12306	" " " " Washer	01
205987	12309	Thread Controller complete, Nos. 200300H, 200581H, 202084, 202098, 204274, 204275 and 204333	42
204280	12309	Thread Controller and Spring complete, Nos. 204276 and 205987	45

No.	Plate	Name	Each
204459	11990	Thread Guide	\$ 02
204281	12309	" Retainer Guide Wire	01
202091	12309	" " Sleeve	05
202092	12309	" " Spring	01
204058B	12309	" " Stud	07
200368H	12309	" " " Set Screw	02
204059	12309	Thread Retainer complete, Nos. 202091, 202092 and 204058B	15
211366	12045	Throat Plate, 50 needle hole, for needle sizes 3 to 5, with 200177D, 200595H, 202879 and 211342, trims $\frac{1}{16}$, $\frac{3}{32}$, $\frac{1}{8}$ and $\frac{1}{4}$ inch, for 211367	1 10
211368	12045	Throat Plate, 50 needle hole, for needle sizes 3 to 5, with 200177D, 200595H, 206838 and 211342, trims $\frac{1}{4}$ and $\frac{5}{16}$ inch, for 211369	1 10
202879	12045	Throat Plate Knife Follower	12
206838	11990	" " " " "	12
200595H	11140	" " " " Screw	02
211342	11990	" " " " Spring	02
200177D	12045	" " " " " Screw	04
202062	12308	" " Position Pin	01
200577H	12311	" " Screw (2)	02

LIST OF PARTS COMPLETE

FOR

MACHINE NO. 23 w 7

DROP FEED. ALTERNATING PRESSERS.

For Tailoring

No.	Plate	Name	Each
*204471	—	Arm	\$ —
*204417	—	" 204471 with 200439c, 202036 and 204705	—
204163	12305	Arm Cap	10
200278H	12311	" " Screw	05
202248H	12307	" " " Washer	05
200963E	12311	" Screw (3)	06
202005	12308	" " Washer (3)	01
213001	11993	" Shaft	1 85
204705	12304	" " Bushing (front)	35
200439c	12311	" " " Position Screw	05
204165	12300	" " Connection with four 200054E (2)	75
200054E	12307	Arm Shaft Connection Screw	03
202299	—	" " Oil Packing (wick) (2)	01
204805	11993	Balance Wheel, 5¼ inches diam. (belt groove 3 inches diam.), with 200328c and 200335c	1 00
200062H	12311	Balance Wheel Adjusting Screw	07
200328c	12311	" " Position Screw	04
200335c	12311	" " Set Screw	04
*213120	—	Bed	—
*213651	—	" 213120 with 202062, 203248, 203249, two each 200362c, 200516E, 200840E and 202299	—
202258	12315	Bed Hinge Connection (2)	08
200570E	12311	" " " Screw (4)	05
213123	12300	" Slide (back)	25
213750	12300	" " (front)	25
203208	12312	Bobbin	05
203210	12312	" Case Base with 202056, 203211 to 203213 and 203216	55
203211	12312	Bobbin Case Base Latch	05
202056	12312	" " " " Pin	01
203212	12312	" " " " Plunger	02

No.	Plate	Name	Each
203213	12312	Bobbin Case Base Latch Spring	\$ 01
203209	12312	" " Cap with 200984F, 203214, 203215 and two 200594F	25
203214	12312	Bobbin Case Tension Spring	10
200984F	12312	" " " " Regulating Screw	04
200594F	12312	Bobbin Case Tension Spring Screw	02
203215	12312	" " Thread Guide	05
200594F	12312	" " " " Screw	02
203216	12312	" " Washer (cloth)....Per 100	25
203217	12312	Bobbin Case complete, Nos. 203209 and 203210	80
200459D	12306	Cloth Guide Thumb Screw	10
204473	11993	Face Plate with 200366H, 200368H, 200685E, 202087, 202090, 204185, 204281 and two 200397H	90
200053c	12311	Face Plate Screw	04
204185	12310	" " Thread Guide	03
200397H	12309	" " " " Set Screw ..	02
204474	11993	Face Plate complete, Nos. 200309E, 200577H, 202088, 204059, 204272, 204280, 204473 and 204486	2 25
203218	12300	Feed Bar with 204189	40
203761	—	" " 203218 with 200214E, 201525E and 204200	90
200214E	12310	Feed Bar Hinge Screw	12
201525E	12310	" " " " Nut	03
204188	12310	" " Spring	03
204189	12306	" " " Hook	01
211354	12043	" Dog	40
200106E	12311	" " Screw (2)	02
203233	12305	" Driving Cam with 200382c and 200437c	50
204192	12304	Feed Driving Cam Fork Lever with 204195 and 204293	85
204193	12300	Feed Driving Cam Fork Lever Connection with 200668c and 201525E	35
204194	12306	Feed Driving Cam Fork Lever Connection Clamp with 200031c	45
200031c	12311	Feed Driving Cam Fork Lever Connection Clamp Pinch Screw	04
200668c	12310	Feed Driving Cam Fork Lever Connection Clamp Screw Stud	06
201525E	12310	Feed Driving Cam Fork Lever Connection Clamp Screw Stud Nut	03
200002E	12310	Feed Driving Cam Fork Lever Connection Hinge Screw	07

No.	Plate	Name	Each
201522E	12310	Feed Driving Cam Fork Lever Connection Hinge Screw Nut	\$ 03
*204195	---	Feed Driving Cam Fork Lever Shaft	--
204197	12306	" " " " " "	
		Collar with 200113E	15
200113E	12308	Feed Driving Cam Fork Lever Shaft Collar Set Screw	03
204203	12308	Feed Driving Cam Fork Lever Shaft Position Pin	01
204196	12307	Feed Driving Cam Fork Lever Shaft Sleeve (split)	25
200043c	12311	Feed Driving Cam Fork Lever Shaft Sleeve Set Screw	01
201524E	12310	Feed Driving Cam Fork Lever Shaft Sleeve Set Screw Nut	03
204198	12304	Feed Driving Cam Fork Lever complete, Nos. 204192 and 204194	1 30
200437c	12311	Feed Driving Cam Position Screw	06
200382c	11142	" " " Set Screw	02
213172	11993	" " Rock Shaft	40
213167	---	" " " " 213172 with 200002E, 201522E and 204193	85
202305c	12307	Feed Driving Rock Shaft Center (2)	06
200043c	12311	" " " " " Set Screw (2)	04
204200	12305	Feed Driving Rock Shaft Crank with 204189 (on left side) and two 200383c	35
200383c	12311	Feed Driving Rock Shaft Crank Set Screw	02
203235	12308	Feed Lifting Cam with 202126	75
204202	12308	" " " Fork with 200027E	75
200027E	12310	" " " " Pinch Screw	04
202126	12308	" " " Position Pin	01
200045c	12310	" " " Screw	03
213122	12324	" " Rock Shaft	25
203317	12324	" " " " 213122 with 203238	60
202305c	12307	Feed Lifting Rock Shaft Center (2)	06
200043c	12311	" " " " " Set Screw (2)	04
202276	12308	Feed Lifting Rock Shaft Slide Block	15
203238	12308	" " " " " "	
		202276 with 200243E and 201531E	35
200243E	12310	Feed Lifting Rock Shaft Slide Block Hinge Screw	08
201531E	12308	Feed Lifting Rock Shaft Slide Block Hinge Screw Nut	03
204206	12306	Feed Regulating Handle	10

No.	Plate	Name	Each
204207	12304	Feed Regulating Handle 204206 with 200098E, 202622, 204208 to 204210 and 204213	\$ 55
204208	12307	Feed Regulating Handle Adjustable Stop	05
200098E	12307	" " " " " " Screw	03
204209	12307	Feed Regulating Handle Position Pin	01
204210	12306	" " " Shaft	20
204211	12306	" " " " Crank with 200078c	20
204212	12307	Feed Regulating Handle Shaft Crank Link	15
200271E	12311	Feed Regulating Handle Shaft Crank Link Hinge Screw (lower)	05
200291E	12307	Feed Regulating Handle Shaft Crank Link Hinge Screw (upper)	05
200078c	12307	Feed Regulating Handle Shaft Crank Set Screw	03
204213	12307	Feed Regulating Handle Shaft Sleeve (split)	15
200362c	12311	Feed Regulating Handle Shaft Sleeve Set Screw	03
202622	12306	Feed Regulating Handle Shaft Sleeve Washer	01
202036	12310	Feed Regulating Handle Stop Pin	01
204214	---	Feed Regulating Handle complete, Nos. 200291c, 204207, 204211 and 204212	95
*203239	---	Hook (sewing)	--
203240	12312	" 203239 with 200600E, 200646E and 203254	2 20
203290	12312	Hook and Bobbin Case complete, Nos. 203217 and 203240	3 00
203241	12312	Hook Bevel Gear Socket, 24 teeth	85
200555H	12312	" " " " Screw	05
203242	12305	" " Pinion, 24 teeth, with two 200383c	1 00
200383c	12311	Hook Bevel Pinion Set Screw	02
243124	12324	" Counter Shaft	40
203244	12308	" " " Collar with two 200393c	20
200393c	12308	Hook Counter Shaft Collar Set Screw	02
203245	---	" " " Driving Gear, 44 teeth, with 200362c and 200439c	1 00
213154	12305	Hook Counter Shaft Driving Gear 203245 with 200045c and 203235	1 80
200439c	12311	Hook Counter Shaft Driving Gear Position Screw	05

No.	Plate	Name	Each
200362c	12311	Hook Counter Shaft Driving Gear Set	
		Screw	\$.03
203246	12305	Hook Counter Shaft Gear, 22 teeth, with two 200383c75
200383c	12311	Hook Counter Shaft Gear Set Screw02
202299	-----	" " " Oil Packing (wick)01
200840E	12311	" " " " " " " " Stop Screw10
203247	12290	Hook Driving Shaft	1 .60
203248	12304	" " " Bearing with 20229920
202299	-----	" " " " Oil Packing (wick)01
202126	12308	Hook Driving Shaft Bearing Position Pin01
200516E	12311	" " " " Screw08
203249	12305	" " " Bushing (eccentric)25
202299	-----	" " " " Oil Packing (wick)01
200362c	12311	Hook Driving Shaft Bushing Set Screw03
213141	-----	" " " Collar with two 200393c20
200393c	12308	Hook Driving Shaft Collar Set Screw02
203251	12312	" Gib40
200600F	12312	" " Hinge Screw02
200616F	12312	" " Screw02
203252	12313	" Saddle with 202299	1 .00
202299	-----	" " Oil Packing (wick)01
200006E	12307	" " Screw (2)07
225585E	12319	" " Washer (2)02
203254	12312	" Washer20
203253	12313	Hook Saddle complete, Nos. 200555u, 203241, 203252, 203254 and 203290	5 .00
202445	11125	Knee Lifter Connection Lever with 20244607
227311	-----	Knee Lifter Connection Lever 202445 with 200224u, 200262u, 227302 and 22730850
200224u	12306	Knee Lifter Connection Lever Hinge Screw12
227308	11125	Knee Lifter Connection Lever Lifting Rod with 20230205
202302	12306	Knee Lifter Connection Lever Lifting Rod Cotter Pin01
202446	12306	Knee Lifter Connection Lever Pin03
227302	11125	" " Lifting Lever10
200262u	12306	" " " " Hinge Screw10
204475	10483	Lifting Lever with 200122u	1 .00
208389	-----	" " 204475 with 200935E, 201534E, 204478 and 206659	2 .10

No.	Plate	Name	Each
213004	11134	Lifting Lever Driving Crank	\$.80
204478	10483	" " " " Link40
200122u	10483	" " " " " Stop Screw03
200400c	11992	Lifting Lever Driving Crank Position Screw04
200387c	11992	Lifting Lever Driving Crank Position Screw Set Screw02
204479	11990	Lifting Lever Driving Crank Position Screw Set Screw Packing (brass)01
200181b	10483	Lifting Lever Stop Screw03
204480	10483	" " Stud Lifting Bracket with 200086c and 200181b75
208390	-----	Lifting Lever Stud Lifting Bracket 204480 with 208389	2 .85
200086c	12308	Lifting Lever Stud Lifting Bracket Pinch Screw03
229626	13044	Lifting Presser Foot	1 .25
200071e	12308	" " " Screw03
204483	11133	Needle Bar (hollow) with 200125F, 200587e and 20448780
204484	10483	Needle Bar Connecting Link with 200188c50
200488c	10483	" " " " Pinch Screw02
201249	12308	" " " Stud with 200072c and 20227740
202277	-----	Needle Bar Connecting Stud Oil Packing (wick)01
200072c	12308	Needle Bar Connecting Stud Pinch Screw03
204326	-----	" " Packing Cord (2)	25
200504E	12310	" " Screw Bushing (lower)05
200503B	12310	" " " " (upper)05
204487	10483	" " Thread Guide25
200587E	10483	" " " " Screw02
200125F	12308	" Set Screw02
204251	12304	Presser Bar (hollow) with 200071e80
204252	12308	" " Lifter20
200550c	12311	" " " Hinge Screw08
204481	11990	" " Lifting Bracket Position Guide35
200362c	12311	Presser Bar Lifting Bracket Position Guide Set Screw03
204327	12306	Presser Bar Packing Washer (felt),	25
200504E	12310	Presser Bar Screw Bushing (lower)05
204482	11142	" " Spring15

No.	Plate	Name	Each
200491R	12305	Presser Bar Thumb Screw (pressure regulating)	\$ 25
201506R	11992	Presser Bar Thumb Screw Check Nut	06
202068	12315	Spool Holder Base	15
200575H	12311	" " " Screw	05
204296	12315	" " Wire	10
200079H	12311	" " Hinge Screw	02
204297	12315	Spool Holder complete, Nos. 200079H, 202068 and 204296	25
213925	11133	Take-up Cam with 200347c, 200382c, 200387c, 200400c, 200430c and 204479	1 75
203172	12307	Take-up Cam Friction Washer	05
200430c	12311	" " Position Screw	08
200382c	12311	" " " " Check Screw	02
200347c	12321	" " Set Screw	03
213005	11133	Take-up Cam complete, Nos. 204484, 213004 and 213925	3 00
204262	11991	Take-up Lever with 204265	60
200556	- - -	" " 204262 with 204263	75
204263	12310	" " Bearing with 204264	15
204264	12306	" " Position Pin	01
200042E	12311	" " " Screw	05
204265	- - -	" " Oil Guard	05
204816	12307	" " Roller	12
204266	11991	Take-up Lever complete, Nos. 200042E, 204816 and 200556	90
202402	12309	Tension Disc	05
202090	12309	" " Position Pin	01
204484	10483	" Release Lever	05
200685F	10483	" " " Position Screw	03
200309F	12309	" " " Screw	04
202075	12309	" " Plunger	03
215609	- - -	" " Slide	18
204268	12310	" " " 215609 with 204269	20
204269	12308	" " " Spring	02
202407	12309	" Spring	05
200632R	12309	" Stud	20
200397H	12309	" " Set Screw	02
201572R	12309	" Thumb Nut	04
204271	12309	" Washer	05
204272	12309	Tension complete, Nos. 200632R, 201572R, 202075, 202407, 204271 and two 202402	50
204274	12309	Thread Controller Plate	12
200577H	12311	" " " Screw	02
202098	12309	" " Roller	05
204275	12309	" " " Guard	10
202084	12309	" " " " Washer	01

No.	Plate	Name	Each
200300H	12309	Thread Controller Roller Screw	\$ 04
204276	12309	" " Spring	03
204333	12309	" " " Guard	08
200581H	12309	" " " " Screw	02
202087	11991	" " " Stop	03
202088	10483	" " " Stud with 204925	10
200366H	11992	" " " " Set Screw	02
204925	12306	" " " " Washer	01
205987	12309	Thread Controller complete, Nos. 200300H, 200581H, 202084, 202098, 204274, 204275 and 204333	42
204280	12309	Thread Controller and Spring complete, Nos. 204276 and 205987	45
202413	12310	Thread Guide	05
204281	12309	" Retainer Guide Wire	01
202091	12309	" " Sleeve	05
202092	12309	" " Spring	01
204058R	12309	" " Stud	07
200368H	12309	" " " Set Screw	02
204059	12309	Thread Retainer complete, Nos. 202091, 202092 and 204058R	15
214347	12043	Throat Plate, 16 needle hole, for needle sizes 5 to 7	60
202062	12308	Throat Plate Position Pin	01
200577H	12311	" " Screw (2)	02
206660	- - -	Vibrating Presser Bar	45
206659	11991	" " " 206660 with 204493 and two 200438P	60
200935F	11992	Vibrating Presser Bar Hinge Screw	08
204534R	11992	" " " " " Nut	03
209838	11991	" " " Position Stop	50
200053c	12311	" " " " " Screw	04
204493	11991	" " " Spring	10
200438P	11992	" " " " " Screw	02
204620	13042	" " Foot	1 00
200098F	12307	" " " Screw	03
203357	11991	" " " " Washer	01

LIST OF PARTS COMPLETE
FOR
MACHINE NO. 23 w 8
DROP FEED. ALTERNATING PRESSERS

For Shoes, Gloves, etc.

No.	Plate	Name	Each
*204471	----	Arm	\$ --
*204417	----	" 204471 with 200439c, 202036 and 204705	--
204163	12305	Arm Cap	10
200278H	12311	" " Screw	05
202248H	12307	" " " Washer	05
200963E	12311	" Screw (3)	06
202005	12308	" " Washer (3)	01
213001	11993	" Shaft	1 85
204705	12304	" " Bushing (front)	35
200439c	12311	" " " Position Screw	05
204165	12300	" " Connection with four 200054E (2)	75
200054E	12307	Arm Shaft Connection Screw	03
202299	----	" " Oil Packing (wick) (2)	01
204805	11993	Balance Wheel, 5 1/2 inches diam. (left groove 3 inches diam.) with 200328c and 200335c	1 00
200062H	12311	Balance Wheel Adjusting Screw	07
200328c	12311	" " Position Screw	04
200335c	12311	" " Set Screw	04
*213120	----	Bed	--
*213651	----	" 213120 with 202062, 203248, 203249, two each 200362c, 200516c, 200840r and 202299	--
202258	12315	Bed Hinge Connection (2)	08
200570E	12311	" " " Screw (4)	05
213123	12300	" Slide (back)	25
213750	12300	" " (front)	35
203470	12393	Bobbin	06
*203498	----	" Case	--
203648	12393	" " Latch	10
202056	12312	" " " Pin	01
203473	12393	" " " Plunger	10
203474	12393	" " " Spring	01

No.	Plate	Name	Each
203499	11235	Bobbin Case Lever	\$ 60
203476	----	" " " Eccentric	30
204243	----	" " " " Position Pin	01
203506	11235	" " " Fulcrum	40
200066D	11235	" " " " Screw	03
203478	11235	" " " Slide Stud	10
203214	12312	" " Tension Spring	10
200984E	12312	" " " " Regulating Screw	04
200594E	12312	Bobbin Case Tension Spring Screw	02
203216	12312	" " Washer (cloth)....Per 100	25
203500	11235	Bobbin Case complete, Nos. 200594E, 200984E, 202056, 203214, 203216, 203473, 203474, 203498 and 203648	80
200459D	12306	Cloth Guide Thumb Screw	10
204473	11993	Face Plate with 200366H, 200368H, 200685E, 202087, 202090, 204185, 204281 and two 200397H	90
200053c	12311	Face Plate Screw	04
204185	12310	" " Thread Guide	03
200397H	12309	" " " " Set Screw	02
203773	11993	Face Plate complete, Nos. 200413r, 200309E, 200577H, 202088, 203357, 204059, 204272, 204280, 204473, 204486 and 204644	2 50
203218	12300	Feed Bar with 204189	40
203761	----	" " 203218 with 200241E, 204525E, and 204200	90
200241E	12310	Feed Bar Hinge Screw	12
204525E	12310	" " " " Nut	03
204188	12310	" " Spring	03
204189	12306	" " Hook	01
211877	11994	" Dog	10
200106E	12311	" " Screw (2)	02
203233	12305	" Driving Cam with 200382c and 200437c	50
204192	12304	Feed Driving Cam Fork Lever with 204195 and 204293	85
204193	12300	Feed Driving Cam Fork Lever Connection with 200668c and 204525E	35
204194	12306	Feed Driving Cam Fork Lever Connection Clamp with 200031C	45
200031c	12311	Feed Driving Cam Fork Lever Connection Clamp Pinch Screw	04
200668c	12310	Feed Driving Cam Fork Lever Connection Clamp Screw Stud	06
204525E	12310	Feed Driving Cam Fork Lever Connection Clamp Screw Stud Nut	03

No.	Plate	Name	Each
200002E	12310	Feed Driving Cam Fork Lever Connection Hinge Screw	\$ 07
201522E	12310	Feed Driving Cam Fork Lever Connection Hinge Screw Nut	03
*204195	---	Feed Driving Cam Fork Lever Shaft	—
204197	12306	" " " " " " " " Collar with 200413E	15
200413E	12308	Feed Driving Cam Fork Lever Shaft Collar Set Screw	03
204293	12308	Feed Driving Cam Fork Lever Shaft Position Pin	01
204196	12307	Feed Driving Cam Fork Lever Shaft Sleeve (split)	25
200043C	12311	Feed Driving Cam Fork Lever Shaft Sleeve Set Screw	04
201521E	12310	Feed Driving Cam Fork Lever Shaft Sleeve Set Screw Nut	03
204198	12304	Feed Driving Cam Fork Lever complete, Nos. 204192 and 204194	1 30
200437C	12311	Feed Driving Cam Position Screw	06
200382C	11142	" " " " Set Screw	02
213172	11993	" " Rock Shaft	40
213167	---	" " " " 213172 with 200002E, 201522E and 204193	85
202305C	12307	Feed Driving Rock Shaft Center (2)	06
200043C	12311	" " " " " " Set Screw (2)	04
204200	12305	Feed Driving Rock Shaft Crank with 204189 (on left side) and two 200383C	35
200383C	12311	Feed Driving Rock Shaft Crank Set Screw	02
213007	11990	Feed Lifting Cam with 202126	75
204202	12308	" " " " Fork with 200027E	75
200027E	12310	" " " " Pinch Screw	04
202126	12308	" " " " Position Pin	01
200045C	12310	" " " " Screw	03
213122	12324	" " Rock Shaft	25
203317	12324	" " " " 213122 with 203228	60
202305C	12307	Feed Lifting Rock Shaft Center (2)	06
200043C	12311	" " " " " " Set Screw (2)	04
202276	12308	Feed Lifting Rock Shaft Slide Block	15
203238	12308	" " " " " " " " 202276 with 200243E and 201531E	35
200243E	12310	Feed Lifting Rock Shaft Slide Block Hinge Screw	08

No.	Plate	Name	Each
201531E	12308	Feed Lifting Rock Shaft Slide Block Hinge Screw Nut	\$ 03
204206	12306	Feed Regulating Handle	10
204207	12304	" " " " 204206 with 200098E, 202622, 204208 to 204210 and 204213	55
204208	12307	Feed Regulating Handle Adjustable Stop	05
200098E	12307	" " " " " " " " Screw	03
204209	12307	Feed Regulating Handle Position Pin... ..	01
204210	12306	" " " " Shaft	20
204211	12306	" " " " Crank with 200078C	20
204212	12307	Feed Regulating Handle Shaft Crank Link	15
200271E	12311	Feed Regulating Handle Shaft Crank Link Hinge Screw (lower)	05
200291E	12307	Feed Regulating Handle Shaft Crank Link Hinge Screw (upper)	05
200078C	12307	Feed Regulating Handle Shaft Crank Set Screw	03
204213	12307	Feed Regulating Handle Shaft Sleeve (split)	15
200362C	12311	Feed Regulating Handle Shaft Sleeve Set Screw	03
202622	12306	Feed Regulating Handle Shaft Sleeve Washer	01
202036	12310	Feed Regulating Handle Stop Pin	01
204214	---	Feed Regulating Handle complete, Nos. 200291E, 204207, 204211 and 204212	95
*203482	---	Hook (sewing)	—
203483	12393	" 203482 with 200600E, 200616E and 203251	2 20
203503	12393	Hook and Bobbin Case complete, Nos. 203483 and 203500	3 00
213810	12393	Hook Bevel Gear Socket, 24 teeth	85
200555E	12312	" " " " " " Screw	05
203242	12305	" " Pinion, 24 teeth, with two 200383C	1 00
200383C	12311	Hook Bevel Pinion Set Screw	02
213121	12324	" Counter Shaft	40
203244	12308	" " " " Collar with two 200393C	20
200393C	12308	Hook Counter Shaft Collar Set Screw ..	02
203245	---	" " " " Driving Gear, 44 teeth, with 200362C and 200439C	1 00
213157	11133	Hook Counter Shaft Driving Gear 203245 with 200045C and 213007	1 80

No.	Plate	Name	Each
200439c	12311	Hook Counter Shaft Driving Gear Position Screw	\$ 05
200362c	12311	Hook Counter Shaft Driving Gear Set Screw	03
203246	12305	Hook Counter Shaft Gear, 22 teeth, with two 200383c	75
200383c	12311	Hook Counter Shaft Gear Set Screw	02
202299	---	" " " Oil Packing (wick)	01
200840E	12311	" " " " " Stop Screw	10
203247	12290	Hook Driving Shaft	1 60
203248	12304	" " " Bearing with 202299	20
202299	---	" " " " Oil Packing (wick)	01
202126	12308	Hook Driving Shaft Bearing Position Pin	01
200516E	12311	" " " " Screw	08
203249	12305	" " " Bushing (eccentric)	25
202299	---	" " " " Oil Packing (wick)	01
200362c	12311	Hook Driving Shaft Bushing Set Screw	03
213141	---	" " " Collar with two 200393c	20
200393c	12308	Hook Driving Shaft Collar Set Screw	02
203251	12312	" Gib	40
200600F	12312	" " Hinge Screw	02
200616F	12312	" " Screw	02
203504	12394	" Saddle with 200066D	1 35
200006E	12307	" " Screw (2)	07
202622	12306	" " " Washer (2)	01
213018	---	" Washer	25
203507	12393	" " 213018 with 203476 and two 204243	50
203505	12394	Hook Saddle complete, Nos. 200555n, 203478, 203499, 203503, 203504, 203506, 203507 and 213810	6 80
202445	11125	Knee Lifter Connection Lever with 202446	07
227311	---	Knee Lifter Connection Lever 202445 with 200224n, 200262n, 227302 and 227308	50
200224n	12306	Knee Lifter Connection Lever Hinge Screw	12
227308	11125	Knee Lifter Connection Lever Lifting Rod with 202302	05
202302	12306	Knee Lifter Connection Lever Lifting Rod Cotter Pin	01
202446	12306	Knee Lifter Connection Lever Pin	03

No.	Plate	Name	Each
227302	11125	Knee Lifter Lifting Lever	\$ 10
200262n	12306	" " " " Hinge Screw	10
204475	10483	Lifting Lever with 200122n	1 00
208389	---	" " 204475 with 200935E, 201534E, 204478 and 206659	2 10
213004	11134	Lifting Lever Driving Crank	80
204478	10483	" " " " Link	40
200122n	10483	" " " " " Stop Screw	03
200400c	11992	Lifting Lever Driving Crank Position Screw	04
200387c	11992	Lifting Lever Driving Crank Position Screw Set Screw	02
204479	11990	Lifting Lever Driving Crank Position Screw Set Screw Packing (brass)	01
200181D	10483	Lifting Lever Stop Screw	03
204480	10483	" " Stud Lifting Bracket with 200086c and 200181D	75
208390	---	Lifting Lever Stud Lifting Bracket 204480 with 208389	2 85
200086c	12308	Lifting Lever Stud Lifting Bracket Pinch Screw	03
204603	13034	Lifting Presser Foot	1 00
200074F	12308	" " " Screw	03
204483	11133	Needle Bar (hollow) with 200125F, 200587E and 204487	80
204481	10483	Needle Bar Connecting Link with 200188c	50
200188c	10483	" " " " Pinch Screw	02
204249	12308	" " " Stud with 200072c and 202277	40
202277	---	Needle Bar Connecting Stud Oil Packing (wick)	01
200072c	12308	Needle Bar Connecting Stud Pinch Screw	03
204326	---	" " Packing Cord (2) Per 100	25
200504E	12310	" " Screw Bushing (lower)	05
200503B	12310	" " " " (upper)	05
204487	10483	" " Thread Guide	25
200587E	10483	" " " " Screw	02
200125F	12308	" Set Screw	02
204251	12304	Presser Bar (hollow) with 200074F	80
204252	12308	" " Lifter	20
200550c	12311	" " " Hinge Screw	08
204481	11990	" " Lifting Bracket Position Guide	35
200362c	12311	Presser Bar Lifting Bracket Position Guide Set Screw	03

No.	Plate	Name	Each
204327	12306	Presser Bar Packing Washer (felt), Per 100	\$ 25
200504E	12310	Presser Bar Screw Bushing (lower)	05
204482	11142	" " Spring	15
200491B	12305	" " Thumb Screw (pressure regulating)	25
201506B	11992	Presser Bar Thumb Screw Check Nut...	06
202068	12315	Spool Holder Base	15
200575H	12311	" " " Screw	05
204296	12315	" " Wire	10
200079H	12311	" " " Hinge Screw	02
204297	12315	Spool Holder complete, Nos. 200079H, 202068 and 204296	25
213008	11133	Take-up Cam with 200347c, 200383c, 200387c, 200400c, 200430c and 204479... 1	75
203172	12307	Take-up Cam Friction Washer	05
200430C	12311	" " Position Screw	08
200383C	12311	" " " " Check Screw	02
200347C	12321	" " Set Screw	03
213923	11133	Take-up Cam complete, Nos. 204484, 213004 and 213008	3 00
203270	12310	Take-up Lever with 204265	60
203291	-----	" " 203270 with 204263	75
204263	12310	" " Bearing with 204264	15
204264	12306	" " " Position Pin	01
200042F	12311	" " " Screw	05
204265	-----	" " Oil Guard	05
201816	12307	" " Roller	12
203271	12310	Take-up Lever complete, Nos. 200042F, 201816 and 203291	90
202402	12309	Tension Disc	05
202090	12309	" " Position Pin	01
204486	10483	" Release Lever	05
200685E	10483	" " Lever Position Screw	03
200309E	12309	" " " Screw	04
202075	12309	" " Plunger	03
215609	-----	" " Slide	18
204268	12310	" " " 215609 with 204269	20
204269	12308	" " " Spring	02
202407	12309	" Spring	05
200632B	12309	" Stud	20
200397H	12309	" " Set Screw	02
201572B	12309	" Thumb Nut	04
204271	12309	" Washer	05
204272	12309	Tension complete, Nos. 200632B, 201572B, 202075, 202407, 204271 and two 202402..	50
204274	12309	Thread Controller Plate	12
200577H	12311	" " " Screw	02

No.	Plate	Name	Each
202098	12309	Thread Controller Roller	\$ 05
204275	12309	" " " Guard	10
202084	12309	" " " Washer..	01
200300H	12309	" " " Screw	04
204276	12309	" " Spring	03
204333	12309	" " " Guard	08
200581H	12309	" " " " Screw ..	02
202087	11991	" " " Stop	03
202088	10483	" " " Stud with 204925	10
200366H	11992	" " " Set Screw	02
204925	12306	" " " " Washer ..	01
205987	12309	Thread Controller complete, Nos. 200300H, 200581H, 202084, 202098, 204274, 204275 and 204333	12
204280	12309	Thread Controller and Spring complete, Nos. 204276 and 205987	15
202413	12310	Thread Guide	05
204329	-----	" Oiler (felt)	01
204644	11991	" " Bracket with 204329	25
200443F	12308	" " " Screw	03
200357	11991	" " " " Washer ..	04
204284	12309	" Retainer Guide Wire	01
202091	12309	" " Sleeve	05
202092	12309	" " Spring	01
204058B	12309	" " Stud	07
200368H	12309	" " " Set Screw	02
204059	12309	Thread Retainer complete, Nos. 202091, 202092 and 204058B	15
214876	11995	Throat Plate, 50 needle hole, for needle sizes 3 to 5	60
202062	12308	Throat Plate Position Pin	01
200577H	12311	" " " Screw (2)	02
206660	-----	Vibrating Presser Bar	45
206659	11991	" " " 206660 with 204493 and two 200138D	60
200935E	11992	Vibrating Presser Bar Hinge Screw	08
201534E	11992	" " " " " Nut...	03
229838	11991	" " " " Position Stop	50
200053C	12314	" " " " " Screw	04
204493	11991	" " " Spring	10
200138D	11992	" " " " " Screw	02
206672	13042	" " Foot	1 00
200098F	12307	" " " " Screw	03
203357	11991	" " " " " Washer..	01

LIST OF PARTS COMPLETE
FOR
MACHINE NO. 23 w 9

DROP FEED. ALTERNATING PRESSERS.

For Tailoring

No.	Plate	Name	Each
*204471	—	Arm	\$ --
*204417	—	" 204471 with 200139c, 202036 and 201705	—
204163	12305	Arm Cap	10
200278ff	12311	" " Screw	05
202248ff	12307	" " " Washer	05
200963e	12311	" Screw (3)	06
202005	12308	" " Washer (3)	01
213001	11993	" Shaft	1 85
201705	12304	" " Bushing (front)	35
200439c	12311	" " " Position Screw	05
204165	12300	" " Connection with four 200054E (2)	75
200054E	12307	Arm Shaft Connection Screw	03
202299	—	" " Oil Packing (wick) (2)	01
204805	11993	Balance Wheel, 5 1/2 inches diam. (belt groove 3 inches diam.) with 200328c and 200335c	1 00
200062H	12311	Balance Wheel Adjusting Screw	07
200328c	12311	" " Position Screw	04
200335c	12311	" " Set Screw	04
*213120	—	Bed	—
*213651	—	" 213120 with 202062, 203218, 203249, two each 200362c, 200516E, 200810E and 202299	—
202258	12315	Bed Hinge Connection (2)	08
200570E	12311	" " " Screw (4)	05
213123	12300	" Slide (back)	25
213750	12300	" " (front)	35
203470	12393	Bobbin	06
*203498	—	" Case	—
203648	12393	" " Latch	10
202056	12312	" " " Pin	01
203473	12393	" " " Plunger	10
203474	12393	" " " Spring	01

No.	Plate	Name	Each
203499	11235	Bobbin Case Lever	\$ 60
203476	—	" " " Eccentric	30
204243	—	" " " " Position Pin	01
203506	11235	" " " Fulcrum	40
200066D	11235	" " " " Screw	03
203478	11235	" " " Slide Stud	10
203214	12312	" " Tension Spring	10
200984F	12312	" " " " Regulating Screw	04
200594F	12312	Bobbin Case Tension Spring Screw	02
203216	12312	" " Washer (cloth)....Per 100	25
203500	11235	Bobbin Case complete, Nos. 200594F, 200984F, 202056, 203214, 203216, 203473, 203474, 203498 and 203648	80
200459D	12306	Cloth Guide Thumb Screw	10
204473	11993	Face Plate with 200366H, 200368H, 200685E, 202087, 202090, 204185, 204281 and two 200397H	90
200053c	12311	Face Plate Screw	04
204185	12310	" " Thread Guide	03
200397H	12309	" " " " Set Screw... ..	02
204474	11993	Face Plate complete, Nos. 200309E, 200577H, 202088, 204059, 204272, 204280, 204473 and 204486	2 25
203218	12300	Feed Bar with 204189	40
203761	—	" " 203218 with 200214E, 201525E, and 201200	90
200214E	12310	Feed Bar Hinge Screw	12
201525E	12310	" " " " Nut	03
204188	12310	" " Spring	03
204189	12306	" " " Hook	01
211877	11994	" Dog	40
200106E	12311	" " Screw (2)	02
203233	12305	" Driving Cam with 200382c and 200437c	50
204192	12304	Feed Driving Cam Fork Lever with 204195 and 204293	85
204193	12300	Feed Driving Cam Fork Lever Connection with 200668c and 201525E	35
204194	12306	Feed Driving Cam Fork Lever Connection Clamp with 200031c	45
200031c	12311	Feed Driving Cam Fork Lever Connection Clamp Pinch Screw	04
200668c	12310	Feed Driving Cam Fork Lever Connection Clamp Screw Stud..... ..	06
201525E	12310	Feed Driving Cam Fork Lever Connection Clamp Screw Stud Nut	03

No.	Plate	Name	Each
200002E	12310	Feed Driving Cam Fork Lever Connection Hinge Screw	\$.07
201522E	12310	Feed Driving Cam Fork Lever Connection Hinge Screw Nut	.03
*204195	---	Feed Driving Cam Fork Lever Shaft	..
204197	12306	" " " " " "	..
200113E	12308	Feed Driving Cam Fork Lever Shaft Collar with 200113E	15
200113E	12308	Feed Driving Cam Fork Lever Shaft Collar Set Screw	.03
204293	12308	Feed Driving Cam Fork Lever Shaft Position Pin	.04
204196	12307	Feed Driving Cam Fork Lever Shaft Sleeve (splid)	.25
200043E	12311	Feed Driving Cam Fork Lever Shaft Sleeve Set Screw	.04
201524E	12310	Feed Driving Cam Fork Lever Shaft Sleeve Set Screw Nut	.03
204198	12304	Feed Driving Cam Fork Lever complete, Nos. 204192 and 204194	1 30
200437E	12311	Feed Driving Cam Position Screw	.06
200382E	11142	" " " Set Screw	.02
213172	11993	" " Rock Shaft	.40
213167	---	" " " " 213172 with 200002E, 201522E and 204193	.85
202305E	12307	Feed Driving Rock Shaft Center (2)	.06
200043E	12311	" " " " " " Set Screw (2)	.04
204200	12305	Feed Driving Rock Shaft Crank with 204189 (on left side) and two 200383E	.35
200383E	12311	Feed Driving Rock Shaft Crank Set Screw	.02
203235	12308	Feed Lifting Cam with 202126	.75
204202	12308	" " " Fork with 200027E	.75
200027E	12310	" " " " Pinch Screw	.04
202126	12308	" " " Position Pin	.01
200045E	12310	" " " Screw	.03
213122	12324	" " Rock Shaft	.25
203317	12324	" " " " 213122 with 203238	.60
202305E	12307	Feed Lifting Rock Shaft Center (2)	.06
200043E	12311	" " " " " " Set Screw (2)	.04
202276	12308	Feed Lifting Rock Shaft Slide Block	.15
203238	12308	" " " " " " " 202276 with 200243E and 201531E	.35
200243E	12310	Feed Lifting Rock Shaft Slide Block Hinge Screw	.08

No.	Plate	Name	Each
201531E	12308	Feed Lifting Rock Shaft Slide Block Hinge Screw Nut	\$.03
204206	12306	Feed Regulating Handle	.10
204207	12304	" " " " 204206 with 200098E, 202622, 204208 to 204210 and 204213	.55
204208	12307	Feed Regulating Handle Adjustable Stop	.05
200098E	12307	" " " " " " Screw	.03
204209	12307	Feed Regulating Handle Position Pin	.01
204210	12306	" " " Shaft	.20
204211	12306	" " " " Crank with 200078E	.20
204212	12307	Feed Regulating Handle Shaft Crank Link	.15
200271E	12311	Feed Regulating Handle Shaft Crank Link Hinge Screw (lower)	.05
200291E	12307	Feed Regulating Handle Shaft Crank Link Hinge Screw (upper)	.05
200078E	12307	Feed Regulating Handle Shaft Crank Set Screw	.03
204213	12307	Feed Regulating Handle Shaft Sleeve (splid)	.15
200362E	12311	Feed Regulating Handle Shaft Sleeve Set Screw	.03
202622	12306	Feed Regulating Handle Shaft Sleeve Washer	.01
202036	12310	Feed Regulating Handle Stop Pin	.01
204211	---	Feed Regulating Handle complete, Nos. 200291E, 204207, 204211 and 204212	.95
203511	---	Hook (sewing)	.75
203512	11235	" 203511 with 203513 and two 200041E	2 20
203514	11235	Hook and Bobbin Case complete, Nos. 203500 and 203512	3 00
213810	12393	Hook Bevel Gear Socket, 24 teeth	.85
200555H	12312	" " " " Screw	.05
203212	12305	" " Pinion, 24 teeth, with two 200383E	1 00
200383E	12311	Hook Bevel Pinion Set Screw	.02
213121	12324	" Counter Shaft	.40
203241	12308	" " " " Collar with two 200393E	.20
200393E	12308	Hook Counter Shaft Collar Set Screw	.02
203245	---	" " " Driving Gear, 44 teeth, with 200362E and 200439E	1 00
213154	12305	Hook Counter Shaft Driving Gear 203245 with 200045E and 203235	1 80

No.	Plate	Name	Each
200504E	12310	Presser Bar Screw Bushing (lower).....	8 05
204482	11142	" " Spring	15
200491B	12305	" " Thumb Screw (pressure regulating)	25
201506B	11992	Presser Bar Thumb Screw Check Nut...	06
202068	12315	Spool Holder Base	15
200575H	12311	" " " Screw	05
204296	12315	" " Wire	10
200079H	12311	" " " Hinge Screw	02
204297	12315	Spool Holder complete, Nos. 200079H, 202068 and 204296	25
213925	11133	Take-up Cam with 200347c, 200383c, 200387c, 200400c, 200430c and 204479... 1	75
203172	12307	Take-up Cam Friction Washer	05
200430c	12311	" " Position Screw	08
200383c	12311	" " " " Check Screw	02
200347c	12321	" " Set Screw	03
213005	11133	Take-up Cam complete, Nos. 204484, 213004 and 213925	3 00
204262	11991	Take-up Lever with 204265	60
206556	- - -	" " 204262 with 204263	75
204263	12310	" " Bearing with 204264	15
204264	12306	" " " Position Pin	01
200042F	12311	" " " Screw	05
204265	- - -	" " Oil Guard	05
201816	12307	" " Roller	12
204266	11991	Take-up Lever complete, Nos. 200042F, 201816 and 206556	90
202402	12309	Tension Disc	05
202090	12309	" " Position Pin	01
201486	10483	" Release Lever	05
200685E	10483	" " " Position Screw	03
200309E	12309	" " " Screw	04
202075	12309	" " Plunger	03
215609	- - -	" " Slide	18
204268	12310	" " " 215609 with 204269	20
204269	12308	" " " Spring	02
202407	12309	" Spring	05
200632B	12309	" Stud	20
200397H	12309	" " Set Screw	02
201572B	12309	" Thumb Nut	04
204271	12309	" Washer	05
204272	12309	Tension complete, Nos. 200632B, 201572B, 202075, 202407, 204271 and two 202402... 1	50
204274	12309	Thread Controller Plate	12
200577H	12311	" " " Screw	02
202098	12309	" " Roller	05

No.	Plate	Name	Each
204275	12309	Thread Controller Roller Guard	\$ 10
202084	12309	" " " " Washer..	01
200300H	12309	" " " Screw	04
204276	12309	" " Spring	03
204333	12309	" " " Guard	08
200581H	12309	" " " " Screw ..	02
202087	11991	" " " Stop	03
202088	10483	" " " Stud with 204925 ..	10
200366H	11992	" " " " Set Screw ..	02
204925	12306	" " " " Washer ..	01
205987	12309	Thread Controller complete, Nos. 200300H, 200581H, 202084, 202098, 204274, 204275 and 204333	42
204280	12309	Thread Controller and Spring complete, Nos. 204276 and 205987	45
202413	12310	Thread Guide	05
204281	12309	" Retainer Guide Wire	01
202091	12309	" " Sleeve	05
202092	12309	" " Spring	01
204058B	12309	" " Stud	07
200368H	12309	" " " Set Screw	02
204059	12309	Thread Retainer complete, Nos. 202091, 202092 and 204058B	15
211349	11995	Throat Plate, 46 needle hole, for needle sizes 5 to 7	60
202062	12308	Throat Plate Position Pin	01
200577H	12311	" " Screw (2)	02
206660	- - -	Vibrating Presser Bar	45
206659	11991	" " " 206660 with 204493 and two 200138B	60
200935F	11992	Vibrating Presser Bar Hinge Screw	08
201534E	11992	" " " " " Nut...	03
229838	11991	" " " Position Stop	50
200053c	12311	" " " " " Screw ..	04
204493	11991	" " " Spring	10
200138B	11992	" " " " Screw	02
204620	13042	" " Foot	1 00
200098F	12307	" " " Screw	03
203357	11991	" " " " Washer..	01

LIST OF PARTS COMPLETE
FOR
MACHINE NO. 23 w 104

For Flossing or Fanning Corsets, Suspenders, Draperies, Infants'
 Clothing, etc., or basting lace on Corsets.

No.	Plate	Name	Each
*213022	---	Arm	\$ —
*215902	---	" 213022 with 200383c, 200439c, 204705 and 204736	—
204163	12305	Arm Cap	10
200278H	12311	" " Screw	05
202248H	12307	" " " Washer	05
200063E	12311	" Screw (3)	06
202005	12308	" " Washer (3)	01
213405	11993	" Shaft	2 25
204736	11990	" " Bushing (back)	25
200383C	12311	" " " " Set Screw ...	02
204705	12304	" " " (front)	35
200439C	12311	" " " " Position Screw	05
204165	12300	" " Connection with four 200054E (2)	75
200054E	12307	Arm Shaft Connection Screw	03
202299	---	" " Oil Packing (wick)	01
204737	---	Balance Wheel	2 50
200776D	11143	" " Adjusting Screw	20
204738	11993	Balance Wheel complete, Nos. 204737, 204740, 204741, 204746, three each 200233c, 200344c and 204744	5 25
*214041	---	Bed	—
*214042	---	" 214041 with 202062, 203248, 203249, two each 200362c, 200516E, 200840E and 202299	—
202258	12315	Bed Hinge Connection (2)	08
200570E	12311	" " " Screw (4)	05
213123	12300	" Slide (back)	25
213750	12300	" " (front)	35
203470	12393	Bobbin	06
*203498	---	" Case	—
203648	12393	" " Latch	10
202056	12312	" " " Pin	01
203473	12393	" " " Plunger	10

No.	Plate	Name	Each
203474	12393	Bobbin Case Latch Spring	\$ 01
203499	11235	" " Lever	60
203476	---	" " " Eccentric	30
204243	---	" " " " Position Pin	01
203506	11235	" " " Fulcrum	40
200066D	11235	" " " " Screw	03
203478	11235	" " " Slide Stud	10
203214	12312	" " Tension Spring	10
200981F	12312	" " " " Regulating Screw	04
200594F	12312	Bobbin Case Tension Spring Screw	02
203216	12312	" " Washer (cloth) ... Per 100	25
203500	11235	Bobbin Case complete, Nos. 200594F, 200981F, 202056, 203214, 203216, 203473, 203474, 203498 and 203648	80
204660	11993	Face Plate with 200366H, 200368H, 202087, 202090, 204185, 204281 and two 200397H	75
200053C	12311	Face Plate Screw	04
204185	12310	" " Thread Guide	03
200397H	12309	" " " " Set Screw ...	02
204662	11993	Face Plate complete, Nos. 200309F, 200577H, 202088, 204059, 204267, 204280, 204660 and 213872	2 00
*203511	---	Hook (sewing)	—
203512	11235	" 203511 with 203513 and two 200616F	2 20
203514	11235	Hook and Bobbin Case complete, Nos. 203500 and 203512	3 00
213810	12393	Hook Bevel Gear Socket, 24 teeth	85
200555H	12312	" " " " Screw	05
203242	12305	" " Pinion, 24 teeth, with two 200383c	1 00
200383C	12311	Hook Bevel Pinion Set Screw	02
213121	12324	" Counter Shaft	40
203244	12308	" " " Collar with two 200393c	20
200393C	12308	Hook Counter Shaft Collar Set Screw ...	02
203245	---	" " " Driving Gear, 44 teeth, with 200362c and 200439c	1 00
200439C	12311	Hook Counter Shaft Driving Gear Position Screw	05
200362C	12311	Hook Counter Shaft Driving Gear Set Screw	03
203246	12305	Hook Counter Shaft Gear, 22 teeth, with two 200383c	75
200383C	12311	Hook Counter Shaft Gear Set Screw ...	02
202299	---	" " " Oil Packing (wick)	01
200840E	12311	" " " " " " " Stop Screw	10

No.	Plate	Name	Each
213621	11993	Hook Driving Shaft	\$1 75
203248	12304	" " " Bearing with 202299	20
202299	---	" " " Oil Packing (wick)	01
202126	12308	Hook Driving Shaft Bearing Position Pin	01
200516E	12311	" " " " Screw	08
203249	12305	" " " " Bushing (eccentric)	25
202299	---	" " " " Oil Packing (wick)	01
200362c	12311	Hook Driving Shaft Bushing Set Screw	03
213141	---	" " " Collar with two 200393c	20
200393c	12308	Hook Driving Shaft Collar Set Screw	02
203513	11235	" " " " Gib	45
200616E	12312	" " " " Screw	02
203504	12394	" Saddle with 200066b	1 35
200006E	12307	" " " " Screw (2)	07
202622	12306	" " " " Washer (2)	01
213036	---	" Washer	20
203516	11235	" " " 213036 with 203476 and two 204243	50
203515	11133	Hook Saddle complete, Nos. 200555n, 203478, 203499, 203504, 203506, 203514, 203516 and 213810	6 80
204740	10496	Machine Driving Friction (leather)	25
204741	10496	" " " " Clamp	40
204742	11143	" " " " Operating Washer	15
204743	10496	Machine Driving Friction Clamp Operating Washer Incline Lever	1 25
200232c	11143	Machine Driving Friction Clamp Screw	10
204744	11143	" " " " Spring	03
200344c	11143	" " " " Position Screw	03
204745	10496	" Incline Lever	1 25
200540D	11143	" " " " Screw	10
202622	12306	" " " " Washer	01
204750	10496	" Starting Lever	75
200219D	11143	" " " " Hinge Screw	20
200335c	12311	" " " " " Set Screw	04
204746	11993	Machine Stop Cam with 200328c, 200335c, 200370c, 204747 and 206427	1 50
204747	10496	Machine Stop Cam Friction Ring (leather)	05
206427	11143	Machine Stop Cam Friction Ring Position Pin	01
200328c	12311	Machine Stop Cam Position Screw	04

No.	Plate	Name	Each
200370c	11143	Machine Stop Cam Position Screw Check Screw	\$ 03
200335c	12311	Machine Stop Cam Set Screw	04
204748	11143	" " " " Slide	50
200249F	11143	" " " " " Hinge Screw	06
201525E	12310	" " " " " " " Nut	03
204749	10496	Machine Stop Cam Slide Lever with 202108	75
204752	---	Machine Stop Cam Slide Lever 204749 with 200249E, 200991E, 201822, 204748 and two 201525E	1 60
200258D	11143	Machine Stop Cam Slide Lever Hinge Screw	08
201523E	11992	Machine Stop Cam Slide Lever Hinge Screw Nut	03
201822	11143	Machine Stop Cam Slide Lever Roller	12
200991E	11992	" " " " " " " Screw Stud	10
201525E	12310	Machine Stop Cam Slide Lever Roller Screw Stud Nut	03
202108	11143	Machine Stop Cam Slide Position Pin	01
204769	---	Machine Stop Motion complete, Nos. 200219D, 200258D, 200540D, 200776D, 201523E, 202622, 204738, 204742, 204743, 204745, 204750 and 204752	11 00
204483	11133	Needle Bar (hollow) with 200125E, 200587E and 204487	80
204248	12307	Needle Bar Connecting Link	35
200658c	12307	" " " " Hinge Screw Stud	10
201519c	12307	Needle Bar Connecting Link Hinge Screw Stud Nut	03
204249	12308	Needle Bar Connecting Stud with 200072c and 202277	40
202277	---	Needle Bar Connecting Stud Oil Packing (wick)	01
200072c	12308	Needle Bar Connecting Stud Pinch Screw	03
204326	---	" " " " Packing Cord (2) Per 100	25
200504E	12310	" " " " " Screw Bushing (lower)	05
200503R	12310	" " " " " " (upper)	05
204487	10483	" " " " " Thread Guide	25
200587E	10483	" " " " " " Screw	02
200125F	12308	" Set Screw	02
215898	11133	Presser Bar with 200074F	85
204252	12308	" " " " Lifter	20
200550c	12311	" " " " " Hinge Screw	08
204253	12308	" " " " " Lifting Bracket with 200086c	40

No.	Plate	Name	Each
200086C	12308	Presser Bar Lifting Bracket Pinch Screw	\$ 03
213024	11990	" " " " Position Guide	35
200362C	12311	Presser Bar Lifting Bracket Position Guide Set Screw	03
213026	11143	Presser Bar Lifting Cam	50
200098F	12307	" " " " Screw	03
215896	11990	" " " Plunger with 213028 and 213662	40
213030	11990	Presser Bar Lifting Plunger Connection with two 200070C	40
200070C	11990	Presser Bar Lifting Plunger Connection Pinch Screw	04
213028	11990	Presser Bar Lifting Plunger Roller	10
213662	11990	" " " " " Pin..	02
204327	12306	" " Packing Washer (felt), Per 100	25
200504E	12310	Presser Bar Screw Bushing (lower)	05
200070C	11990	" " Set Screw	04
215897	11142	" " Spring	10
200491B	12305	" " Thumb Screw (pressure regulating)	25
201506B	11992	Presser Bar Thumb Screw Check Nut..	06
213406	11992	" " Washer (fiber)	10
229079	13014	" Foot	1 20
200074F	12308	" " Screw	03
202068	12315	Spool Holder Base	15
200575H	12311	" " " Screw	05
204296	12315	" " Wire	10
200079H	12311	" " Hinge Screw	02
204297	12315	Spool Holder complete, Nos. 200079H, 202068 and 204296	25
213025	11134	Take-up Cam with 200335C, 200383C, 200430C, 200658C, 201519C, 213026 and two 200098F	2 25
203172	12307	Take-up Cam Friction Washer	05
200430C	12311	" " Position Screw	08
200383C	12311	" " " " Check Screw	02
200335C	12311	" " Set Screw	04
213023	11134	" Lever	90
215901	---	" 213023 with 204263	1 00
204263	12310	" " Bearing with 204264	15
204264	12306	" " " Position Pin	01
200042F	12311	" " " Screw	05
201816	12307	" " Roller	12
213659	11134	Take-up Lever complete, Nos. 200042F, 201816 and 215901	1 20
202402	12309	Tension Disc	05

No.	Plate	Name	Each
202090	12309	Tension Disc Position Pin	\$ 01
204267	12310	" Release Lever	05
200309E	12309	" " " Screw	04
202075	12309	" " Plunger	03
215609	---	" " Slide	18
215610	---	" " " Position Collar..	10
213639	11992	" " " " " " 215610 with 200380C	15
200380C	12319	Tension Release Slide Position Collar Screw	02
204270	11991	Tension Spring	05
200632B	12309	" Stud	20
200397H	12309	" " Set Screw	02
201572B	12309	" Thumb Nut	04
204271	12309	" Washer	05
213872	11991	Tension complete, Nos. 200632B, 201572B, 202075, 204270, 204271 and two 202402..	50
204274	12309	Thread Controller Plate	12
200577H	12311	" " " Screw	02
202098	12309	" " Roller	05
204275	12309	" " " Guard	10
202084	12309	" " " " Washer..	01
200300H	12309	" " " Screw	04
204276	12309	" " Spring	03
204333	12309	" " " Guard	08
200581H	12309	" " " " Screw...	02
202087	11991	" " " Stop	03
202088	10483	" " " Stud with 204925	10
200366H	11992	" " " " Set Screw	02
204925	12306	" " " " Washer...	01
205987	12309	Thread Controller complete, Nos. 200300H, 200581H, 202084, 202098, 204274, 204275 and 204333	42
204280	12309	Thread Controller and Spring complete, Nos. 204276 and 205987	45
204281	12309	Thread Retainer Guide Wire	01
202091	12309	" " Sleeve	05
202092	12309	" " Spring	01
204058B	12309	" " Stud	07
200368H	12309	" " " Set Screw	02
204059	12309	Thread Retainer complete, Nos. 202091, 202092 and 204058B	15
211414	11995	Throat Plate, 46 needle hole, for needle sizes 5 to 7	50
202062	12308	Throat Plate Position Pin	01
200577H	12311	" " " Screw (2)	02

No. Plate Name Each

ACCESSORIES

FOR MACHINE NO. 23 W 1

No.	Plate	Name	Each
200157B	12325	Attachment Screw	\$ 05
203208	12312	Bobbin (5)	05
225497	12325	" Case Screw Driver	10
231337	12325	Cloth Guide	10
12 x 3	-----	Needles, three each, sizes 3 and 4.Per doz.	20
227493	12315	Bed Hinge Plate 202259 with two wood screws $\frac{3}{4}$ inch No. 13H (2)	08
225191	-----	Drip Pan with four wood screws $\frac{1}{2}$ inch No. 5	30
200748H	12319	Machine Clamp Screw	10
225585H	12319	" " " Washer	02
201582B	12319	" " " Wing Nut	08
227488	12315	Machine Clamp complete, Nos. 200748H, 201582B and 225585H	20
41400	12315	Machine Rest Pin (wood)	04
225590	12315	Oiler with 225499	10
225499	12315	" Spout, 2 $\frac{3}{4}$ inches long	02
225498	12315	Screw Driver, 7 $\frac{1}{2}$ inches long	15
225554	12315	Wrench (steel)	10

BOBBIN WINDER

Swing Automatic Right Hand

202470	12320	Bobbin Winder Base	15
202471	12320	" " Frame	15
200221E	12319	" " " Hinge Screw	12
202472	12319	" " " Spring	05
200161E	12319	" " " Screw	04
202473	12320	" " Pulley with 200380c	20
200380c	12319	" " " Set Screw	02
202474	12320	" " Spindle	15
227522	12319	" " Stop Latch	10
200056E	12319	" " " " Screw	03
202477	12319	" " " " Thumb Lever	15
200299H	12319	" " " " " "	
		Hinge Screw	05
200299H	12319	Bobbin Winder Stop Latch Thumb Lever Joint Screw	05
201537H	12319	Bobbin Winder Stop Latch Thumb Lever Joint Screw Nut	03

FOR MACHINE No 23 w 1 (Continued)

No.	Plate	Name	Each
202478	12319	Bobbin Winder Stop Latch Trip Lever	\$ 10
200299H	12319	" " " " " "	
		Hinge Screw	05
227523	12320	Bobbin Winder complete, Nos. 200056E, 200161E, 200221E, 201537H, 202470 to 202474, 202477, 202478, 227522, three 200299H and two round head wood screws 1½ inch No. 11	1 35
202480	12320	Bobbin Winder Spool Holder Base with 200355H and 202484	15
202481	12320	Bobbin Winder Spool Holder Base Spool Pin	05
202482	12319	Bobbin Winder Spool Holder Tension Disc (lower or upper)	02
200011E	12319	Bobbin Winder Spool Holder Tension Disc Screw	05
200355H	12319	Bobbin Winder Spool Holder Tension Disc Screw Set Screw	03
202483	12319	Bobbin Winder Spool Holder Tension Disc Spring (brass)	01
202484	12319	Bobbin Winder Spool Holder Tension Disc Thread Guide	01
202485	12320	Bobbin Winder Spool Holder complete, Nos. 200011E, 202480, 202481, 202483, two 202482 and one wood screw 1 inch No. 13H	35
227524	---	Bobbin Winder and Spool Holder complete, Nos. 202485 and 227523	1 65

KNEE LIFTER

227781	11125	Knee Lifter Rock Lever with 200522c and 200529c	35
227782	---	Knee Lifter Rock Lever 227781 with two each 202451 and 202452	50
227783	11125	Knee Lifter Rock Lever 227782 with 202685 and 227784	85
202453	11125	Knee Lifter Rock Lever Knee Plate with 200526c	17
202985	---	Knee Lifter Rock Lever Knee Plate 202453 with 202455	25
202455	11125	Knee Lifter Rock Lever Knee Plate Arm (short)	10
200522c	12319	Knee Lifter Rock Lever Knee Plate Arm Set Screw	06
200526c	12319	Knee Lifter Rock Lever Knee Plate Set Screw	05

FOR MACHINE No 23 w 1 (Continued)

No.	Plate	Name	Each
202451	11125	Knee Lifter Rock Lever Lug with two wood screws ¾ inch No. 13H	\$ 05
202452	12319	Knee Lifter Rock Lever Lug Hinge Pin	02
227784	11125	" " " " Rod 3 inches long with 227785	06
*227785	---	Knee Lifter Rock Lever Rod Cap or Oil Guard	---
200529c	12319	Knee Lifter Rock Lever Rod Set Screw (Other Knee Lifter Parts are listed with parts of machine head.)	05

FOR MACHINE NO. 23 W 5

Same as for No. 23 w 1 with the following exceptions:

213760	11140	Trimmer Knife	15
6 x 3	---	Needles, three each, sizes 3 and 4, in place of 12 x 3	20
		(231337 Cloth Guide not used.)	

FOR MACHINE NO. 23 W 6

Same as for No. 23 w 1 with the following exceptions:

207805	11990	Trimmer Knife (3)	10
6 x 3	---	Needles, two each, sizes 5, 6 and 7, in place of 12 x 3	20
		(231337 Cloth Guide not used.)	

FOR MACHINE NO. 23 W 7

Same as for No. 23 w 1 with the following exceptions:

6 x 3	---	Needles, two each, sizes 5, 6 and 7, in place of 12 x 3	20
-------	-----	---	----

FOR MACHINE NO. 23 W 8

Same as for No. 23 w 1 with the following exceptions:

203470	12393	Bobbin (5), in place of 203208	06
12 x 2	---	Needles, two each, sizes 2½, 3 and 3½, in place of 12 x 3	20

FOR MACHINE NO. 23 W 9

Same as for No. 23 w 1 with the following exceptions:

203470	12393	Bobbin (5), in place of 203208	06
6 x 3	---	Needles, two each, sizes 5, 6 and 7, in place of 12 x 3	20

FOR MACHINE NO. 23 W 104

Same as for No. 23 w 1 with the following exceptions:

No.	Plate	Name	Each
203470	12393	Bobbin (5), in place of 203208	\$ 06
225181	—	Drip Pan, with four wood screws $\frac{1}{2}$ inch No. 5, in place of 225191	35
6 N 3	—	Needles, six, size 5, in place of 12 N 3, Per doz.	20
		(231337 Cloth Guide and 227783 Knee Lifter Rock Lever not used.)	

STARTING TREADLE

202466	—	Treadle with 200526c	\$ 45
227351	—	" 202466 with 202467	60
202467	—	" Adjustable Connecting Rod	15
200526c	12319	" " " " Set Screw	05
204696	11142	Treadle Lifting Spring	10
204697	11142	" " " Hook (bench)....	05
204698	11993	" Pitman Rod (lower or upper) with 202302	08
202302	12321	Treadle Pitman Rod Cotter Pin	01
204126	12321	" " " Clamp with two 200530c	20
200530c	12321	Treadle Pitman Rod Clamp Set Screw...	05
204699	—	Treadle Pitman complete, Nos. 204696, 204697, two each 204126 and 204698 ...	70
206386	11993	Treadle Stand (left or right) with two wood screws $\frac{1}{2}$ inch No. 13	10
204702	—	Treadle complete, Nos. 227351 and two 206386	80
204703	—	Treadle and Pitman complete, Nos. 204699 and 204702	1 50

FEED DOGS

No.	Plate	Name	Each
211365	11994	Feed Dog, for 211364 and 211415	\$ 40
211352	12043	" " " general muslin work and hemming, for 211351, 211411, 212263 and 212266	40
211354	12043	Feed Dog, for 211249, 211291, 211343, 211347, 211349, 211353 and 211876	40
211356	12043	Feed Dog, for 211355	40
211358	12044	" " " 211357	40
211360	12044	" " " 211359	40
211362	12044	" " " 211361, 211393 and 211612	40
211367	12045	" " " 211366	75
211369	12045	" " " 211368 and 211370	1 00
211375	11994	" " " 211406	40
211413	11994	" " " 211345, 211348 and 211412	40
230772	11994	" " " 230773	50
211376	12046	" " " 211386 to 211389	75
211377	12046	" " " 211384 and 211385	75
210996	11994	" " " 211344, 211363 and 212265	40
211877	11994	" " " 211249, 211291, 211343, 211347, 211349, 211353 and 211876	40

No.	Plate	Name	Each
-----	-------	------	------

PRESSER FEET

FOR MACHINE NO. 23 W 1

No.	Plate	Name	Each
229851	13013	Presser Foot	\$ 45
229852	13013	" "	45
229853	13013	" "	50
229854	13013	" "	50
229855	13013	" "	50
229856	10929	" "	50
229857	10929	" "	50
229858	10929	" "	50
202418	10929	" "	50
229075	13033	" "	50
229074	13033	" "	50
229859	13013	" "	50
206788	10929	" "	50
229861	13013	" "	75
206781	13013	" "	45
206786	10929	" "	50
206830	10929	" "	45
206794	10929	" "	45
207182	13013	" " has short groove on bottom. back of needle hole, for long stitch....	45
Nos. 203981 to 203985, for 202762.			
203981	13014	Presser Foot (glass)	10
203982	13014	" " " for braiding	12
203983	13014	" " " " cording	12
203984	13014	" " " " edge stitching..	15
203985	13014	" " " " gathering	12
202762	13014	" " Cleft Holder, for inter- changeable Pressers	40
206841	13033	Presser Foot, for binding	60
206779	13043	" " " "	50
202361	13043	" " " "	60
229880	13033	" " " " suspenders	70
202373	13014	" " " gathering	60
229077	13014	" " " knit goods	50
207188	13013	" " " long stitch	75
229078	13014	" " " " "	50
207180	13013	" " " sleeve facing	1 00
206785	10929	" " " use with Hemmef	60
206791	13033	" " " " " English Binder	60
229860	13013	" " " overalls and tailoring..	50

No.	Plate	Name	Each
206528	13033	Presser Foot, in gauges $\frac{1}{32}$, $\frac{1}{16}$ and $\frac{3}{32}$ inch	\$ 60
202368	10259	" " (deep grooved) (grooved to left of needle hole), from 4 to 16 cords to the inch, as ordered, for top cording	75
202369	10259	Presser Foot (grooved to left of needle hole), for corset and skirt cording	75
202370	10259	Presser Foot (grooved to right of needle hole), for corset and skirt cording	75
202807	13033	Presser Foot Spring Guide	40
200175 ^{it}	12308	" " " " Screw	02
229871	13033	" " (right hand spring guide), in gauges from $\frac{1}{16}$ to $\frac{1}{8}$ inch, in steps of $\frac{1}{32}$ inch, with 200175 ^{it} and 202807, Order gauge required	80
202090	12309	Presser Foot Hinge Pin	01
215903	---	" " Plate	65
229601	---	" " "	65
202924	---	" " Shank	60
215904	13043	Presser Foot (hinged) complete, Nos. 202090, 202924 and 215903	1 25
229943	13033	Presser Foot (hinged) complete, Nos. 202090, 202924 and 229601, for knit goods	1 25
FOR MACHINE NO. 23 W 5			
229870	13033	Presser Foot, trims from $\frac{1}{16}$ to $\frac{1}{4}$ inch, in steps of $\frac{1}{32}$ inch	60
FOR MACHINE NO. 23 W 6			
202905	13033	Presser Foot, trims from $\frac{1}{16}$ to $\frac{1}{4}$ inch, in steps of $\frac{1}{32}$ inch	60
206993	13033	Presser Foot, trims $\frac{1}{16}$ inch	60
FOR MACHINE NO. 23 W 104			
229079	13014	Presser Foot, for flossing	1 20
FOR MACHINES NOS. 23 W 7 TO 23 W 9			
204594	13044	Lifting Presser Foot, for 204620, 204634, 206698 and 229620	1 25
204598	13044	Lifting Presser Foot, for 204621, 206692 and 206693	1 25
204599	13044	Lifting Presser Foot, for 204620, 204634, 206698 and 229620	1 25
204608	13044	Lifting Presser Foot, for 204620, 204634, 206698 and 229620	1 00
204610	13044	Lifting Presser Foot, for 206676, 206699 and 206700	1 25
204611	13044	Lifting Presser Foot, for 204620, 204634, 206698, 206705, 206706 and 229620	1 25

No.	Plate	Name	Each
204612	13044	Lifting Presser Foot, for 204620, 204634, 206698, 206705, 206706 and 229620	\$1 25
229625	13044	Lifting Presser Foot, for 204620, 204634, 206698, 206705, 206706 and 229620	1 25
204601	13034	Lifting Presser Foot, for 206707 and 206716	1 00
204602	13034	Lifting Presser Foot, for 206672, 206673, 206707 and 206715 to 206717	1 00
204603	13034	Lifting Presser Foot, for 206672, 206673, 206707 and 206715 to 206717	1 00
204604	13034	Lifting Presser Foot, for 206668, 206675, 206678, 206714 and 206719	1 00
204605	13034	Lifting Presser Foot, for 206668, 206675, 206678, 206714 and 206719	1 00
204606	13034	Lifting Presser Foot, for 206676, 206699 and 206700	1 00
204607	13034	Lifting Presser Foot, for 206707 and 206716	1 00
204609	13034	Lifting Presser Foot, for 206672, 206673, 206681, 206707 and 206715 to 206717	1 00
229633	13044	Lifting Presser Foot, for 206672, 206673, 206707 and 206715 to 206717	1 00
229626	13044	Lifting Presser Foot, for 204620, 204634, 206698 and 229620	1 25
204620	13042	Vibrating Presser Foot, for 204594, 204599, 204608, 204611, 204612, 229625 and 229626	1 00
204634	13042	Vibrating Presser Foot, for 204594, 204599, 204608, 204611, 204612, 229625 and 229626	1 00
206698	13042	Vibrating Presser Foot, for 204594, 204599, 204608, 204611, 204612, 229625 and 229626	1 00
229620	13042	Vibrating Presser Foot, for 204594, 204599, 204608, 204611, 204612, 229625 and 229626	1 00
204621	13042	Vibrating Presser Foot, for 204598	1 00
206692	13042	" " " " 204598	1 00
206693	13042	" " " " 204598	1 00
206700	13043	" " " " 204606 and 204610	1 00
206705	13043	Vibrating Presser Foot, for 204611, 204612 and 229625	1 50
206706	13043	Vibrating Presser Foot, for 204611, 204612 and 229625	1 00

No.	Plate	Name	Each
206707	13043	Vibrating Presser Foot, for 204601 to 204603, 204607, 204609 and 229633	\$1 00
206716	13043	Vibrating Presser Foot, for 204601 to 204603, 204607, 204609 and 229633	1 00
206715	13043	Vibrating Presser Foot, for 204602, 204603, 204609 and 229633	1 00
206714	13043	Vibrating Presser Foot, for 204604 and 204605	1 00
206717	13043	Vibrating Presser Foot, for 204602, 204603, 204609 and 229633	1 00
206672	13042	Vibrating Presser Foot, for 204602, 204603, 204609 and 229633	1 00
206673	13042	Vibrating Presser Foot, for 204602, 204603, 204609 and 229633	1 00
206668	13042	Vibrating Presser Foot, for 204604 and 204605	1 00
206675	13042	Vibrating Presser Foot, for 204604 and 204605	1 00
206678	13042	Vibrating Presser Foot, for 204604 and 204605	1 00
206719	13042	Vibrating Presser Foot, for 204604 and 204605	1 00
206676	13042	Vibrating Presser Foot, for 204606 and 204610	1 00
206699	13043	Vibrating Presser Foot, for 204606 and 204610	1 00
206681	13042	Vibrating Presser Foot, for 204609	1 00

ROLLER PRESSERS

No.	Plate	Name	Each
201907	-----	Roller Presser, $1\frac{1}{4}$ inch diam., $\frac{3}{32}$ inch face (fine) with 200548F and 201534R	\$ 40
201909	-----	Roller Presser, $1\frac{3}{8}$ inch diam., $\frac{3}{16}$ inch face (coarse), with 200551F and 201534R	25
201910	-----	Roller Presser, $1\frac{3}{8}$ inch diam., $\frac{1}{4}$ inch face (coarse), with 200551F and 201534R	25
201914	-----	Roller Presser, $\frac{5}{8}$ inch diam., $\frac{1}{4}$ inch face (coarse), with 200551F and 201534R	25
201915	-----	Roller Presser, $1\frac{1}{2}$ inch diam., $\frac{3}{32}$ inch face (coarse), with 200554F	20
201916	-----	Roller Presser, $\frac{1}{2}$ inch diam., $\frac{1}{16}$ inch face (fine), with 200554F	20
204577	-----	Roller Presser Arm	25
204579	-----	" " "	35
204583	-----	" " "	35
204587	-----	" " "	35
204578	10492	" " " 204577 with 201907	75
204580	10492	" " " 204579 with 201909	60
204582	10492	" " " 204579 with 201910	60
204584	10492	" " " 204583 with 201914	60
204586	10492	" " " 204587 with 201915	55
204588	10492	" " " 204587 with 201916	55
200548F	-----	" " Hinge Screw	10
200554F	11992	" " " "	06
200551F	11992	" " " "	10
201534R	11992	" " " " Nut	03

THROAT PLATES

FOR MACHINES NOS. 23 W 1 AND 23 W 7

Adapted for Hook Saddle complete, No. 203253.

No.	Plate	Name	Each
211343	12043	Throat Plate, 40 needle hole, for needle sizes 7 to 9, for 211354 and 211877	\$ 60
212265	12000	Throat Plate, 50 needle hole, for needle sizes 3 to 5, for 210996	75
211344	12000	Throat Plate, 46 needle hole, for needle sizes 5 to 7, for 210996	75
211345	11999	Throat Plate, 50 needle hole, for needle sizes 3 to 5, for 211413	75
211347	12043	Throat Plate, 46 needle hole, for needle sizes 5 to 7, for 211354 and 211877 . . .	60
211351	12043	Throat Plate, 50 needle hole, for needle sizes 3 to 5, for 211352	60
212263	12043	Throat Plate, 46 needle hole, for needle sizes 5 to 7, for 211352	60
211353	12043	Throat Plate, 50 needle hole, for needle sizes 3 to 5, for 211354 and 211877	60
211355	12043	Throat Plate, 50 needle hole, for needle sizes 3 to 5, for 211356	60
211357	12044	Throat Plate, 50 needle hole, for needle sizes 3 to 5, for 211358	60
211359	12044	Throat Plate, 53 needle hole, for needle sizes 1 to 3½, for 211360	60
211361	12044	Throat Plate, 50 needle hole, for needle sizes 3 to 5, for 211362	85
211363	12044	Throat Plate, 50 needle hole, for needle sizes 3 to 5, for 210996	75
211364	12045	Throat Plate, 50 needle hole, for needle sizes 3 to 5, for 211365	60
211370	12046	Throat Plate, 50 needle hole, for needle sizes 3 to 5, for 211369, for Machine No. 23 w 1 only	60
211406	12000	Throat Plate, 50 needle hole, for needle sizes 3 to 5, for 211375	60
211415	12045	Throat Plate, 50 needle hole, for needle sizes 3 to 5, for top and bottom cording, for 211365	70

No.	Plate	Name	Each
230773	11999	Throat Plate, 50 needle hole, for needle sizes 3 to 5, for 230772	\$1 00
211391	-	Throat Plate Block	25
200583n	12047	" " " Screw	92
211393	11998	Throat Plate, 50 needle hole, for needle sizes 3 to 5, with 200583n and 211391, for 211362	1 25

FOR MACHINE NO. 23 W 5

Adapted for Hook Saddle complete, No. 203308.

211381	12046	Throat Plate complete, 46 needle hole, for needle sizes 5 to 7, trims $\frac{1}{2}$ inch, Nos. 200586n, 211371, 211372, 211378 and two 200583n, for 211377	2 75
211385	12046	Throat Plate complete, 46 needle hole, for needle sizes 5 to 7, trims $\frac{3}{4}$ inch, Nos. 200586n, 211371, 211372, 211379 and two 200583n, for 211377	2 75
211386	12046	Throat Plate complete, 46 needle hole, for needle sizes 5 to 7, trims $\frac{1}{2}$ inch, Nos. 200586n, 211371, 211372, 211380 and two 200583n, for 211376	2 75
211387	12046	Throat Plate complete, 46 needle hole, for needle sizes 5 to 7, trims $\frac{3}{4}$ inch, Nos. 200586n, 211371, 211372, 211381 and two 200583n, for 211376	2 75
211388	12046	Throat Plate complete, 46 needle hole, for needle sizes 5 to 7, trims $\frac{3}{4}$ inch, Nos. 200586n, 211371, 211372, 211382 and two 200583n, for 211376	2 75
211389	12046	Throat Plate complete, 46 needle hole, for needle sizes 5 to 7, trims $\frac{1}{2}$ inch, Nos. 200586n, 211371, 211372, 211383 and two 200583n, for 211376	2 75

FOR MACHINE NO. 23 W 6

Adapted for Hook Saddle complete, No. 203253.

211366	12045	Throat Plate, 50 needle hole, for needle sizes 3 to 5, with 200177n, 200595n, 202879 and 211342, trims $\frac{1}{2}$, $\frac{3}{4}$, $\frac{1}{2}$ and $\frac{3}{4}$ inch, for 211367	1 40
211368	12045	Throat Plate, 50 needle hole, for needle sizes 3 to 5, with 200177n, 200595n, 206838 and 211342, trims $\frac{1}{2}$ and $\frac{3}{4}$ inch, for 211369	1 40

FOR MACHINES NOS. 23 W 8 AND 23 W 9

Adapted for Hook Saddles complete, Nos. 203505 and 203515.

No.	Plate	Name	Each
211291	11995	Throat Plate, 38 needle hole, for needle sizes 9 to 12, for 211351 and 211877	\$ 60
211249	11995	Throat Plate, 40 needle hole, for needle sizes 7 to 9, for 211351 and 211877	60
211876	11995	Throat Plate, 50 needle hole, for needle sizes 3 to 5, for 211351 and 211877	60
211349	11995	Throat Plate, 46 needle hole, for needle sizes 5 to 7, for 211351 and 211877	60
211112	11997	Throat Plate, 50 needle hole, for needle sizes 3 to 5, for 211443	75
211348	11997	Throat Plate, 46 needle hole, for needle sizes 5 to 7, for 211443	75
211111	11997	Throat Plate, 50 needle hole, for needle sizes 3 to 5, for 211352	60
212266	11997	Throat Plate, 46 needle hole, for needle sizes 5 to 7, for 211352	60
211612	11998	Throat Plate, 50 needle hole, for needle sizes 3 to 5, for 211362	85

FOR MACHINE NO. 23W 104

Adapted for Hook Saddle complete, No. 203515.

211408	11995	Throat Plate, 50 needle hole, for needle sizes 3 to 5, for flossing	60
211409	11995	Throat Plate, 40 needle hole, for needle sizes 7 to 9, for flossing	50
211410	11995	Throat Plate, 38 needle hole, for needle sizes 9 to 12, for flossing	50
211414	11995	Throat Plate, 46 needle hole, for needle sizes 5 to 7, for flossing	50

No.	Plate	Name	Each
-----	-------	------	------

BINDERS

When Ordering Binder State Size Required. Send Sample of Binding and Material to be Bound.

BINDER (BIAS)

For Skirts.

No.	Plate	Name	Each
225636	11148	Binder on Shank, folds binding of the following widths: $\frac{5}{8}$, $\frac{11}{16}$, $\frac{3}{4}$, $\frac{7}{8}$ and 1 inch	\$ 80
211877	11994	Feed Dog	40
206779	13043	Presser Foot	50
229626	13044	Lifting Presser Foot	1 25
206698	13042	Vibrating Presser Foot	1 00
211353	12043	Throat Plate, 50 needle hole, for needle sizes 3 to 5, for 203253 and 211877 ...	60

BINDER

225647	11148	Binder Head, for tapes or folded strips $\frac{1}{4}$, $\frac{5}{16}$, $\frac{3}{8}$, $\frac{7}{16}$, $\frac{1}{2}$, $\frac{9}{16}$, $\frac{5}{8}$, $\frac{11}{16}$ and $\frac{3}{4}$ inch	2 00
230313	14229	Binder Plate Slide with seven 225648 ...	1 50
200459D	12306	" " " Screw	10
230251	11148	" Head Clamp Washer	05
200455F	11992	" " Screw	03
225648	11992	" Tape Tension Pin	05
230314	14229	Binder complete, Nos. 200459D, 225647, 230251, 230313 and two 200455F	3 50
211413	11994	Feed Dog	40
206779	13043	Presser Foot	50
204599	13044	Lifting Presser Foot	1 25
204620	13042	Vibrating Presser Foot	1 00
211345	11999	Throat Plate, 50 needle hole, for needle sizes 3 to 5, for 203253 and 211413	75

BINDER

230105	11148	Binder Head, for tapes or folded strips of various widths	3 00
230106	14229	Binder Swing Bracket with nine 225648 ...	1 75
225092	14229	" " " Base	60
200922D	11992	" " " " Hinge Screw	05
201527C	11992	" " " " " " " Nut	03

No.	Plate	Name	Each
225648	11992	Binder Tape Tension Pin	\$ 05
200463b	11992	" Thumb Screw	08
230107	14229	Binder complete, Nos. 200922b, 201527c, 225992, 230105, 230106 and two 200463b	4 50
211413	11994	Feed Dog	40
206779	13043	Presser Foot	50
204599	13044	Lifting Presser Foot	1 25
204620	13042	Vibrating Presser Foot	1 00
211345	11999	Throat Plate, 50 needle hole, for needle sizes 3 to 5, for 203253 and 211413	75

ROLLER WELT GAUGE

226259	11145	Roller Welt Gauge Frame with 226261..	85
226273	11145	" " " " 226259 with 200297c, 226261 to 226263, two each 200056b and 202603	3 65
230768	11145	Roller Welt Gauge Frame Base Plate..	35
200056b	11145	" " " " Screw	03
202603	11145	" " " " Washer	01
226261	11145	" " " " with 201849	1 50
226262	11145	" " " " Handle	1 00
226264	11145	" " " " Cushion (leather)	02
200297c	11145	Roller Welt Gauge Handle Hinge Screw	05
201849	11145	" " " " Roller 201836 with 206521	20
206521	11145	Roller Welt Gauge Roller Stud	05
226263	11145	" " " " Spring	10
230769	11145	Roller Welt Gauge complete, Nos. 226273 and 230768	4 00

UNDER DRIVER

Ball Bearing, Right Hand, Round Belt, Two Speed.

No.	Plate	Name	Each
227370	11126	Cone Pulley (grooved), two speed, 4 $\frac{3}{4}$ inches and 5 $\frac{1}{2}$ inches belt diam., with 227553	\$1 35
25362	12321	Cone Pulley Ball, size $\frac{3}{8}$ inch	02
204100	12321	" " " Bearing Cup	12
204101	12321	" " " Cap	02
204102	12321	" " " Retaining Spring	05
227553	12322	Cone Pulley Ball Cup complete, Nos. 204100 to 204102 and thirteen 25362 ...	45
202459	11126	Driving Pulley, 7 $\frac{3}{4}$ inches diam., with 202460 and 204105	75
202460	11126	Driving Pulley Friction Ring (leather)..	05
204105	12321	" " " " Stop Pin..	01
227743	-----	" " Shaft (hollow) with 204109, 204110, 204112 and two 204111	60
202461	11126	Driving Pulley Shaft 227743 with 204107, 204108 and eleven 25303	1 00
25303	12321	Driving Pulley Shaft Ball, size $\frac{3}{4}$ inch...	03
204107	12321	" " " " Cup	10
204108	12321	" " " " Cap	02
204109	-----	" " " Oil Plug	01
204110	-----	" " " Oiling Leather ...	02
204111	-----	" " " " " Pin (leather)	01
204112	12322	Driving Pulley Shaft Oiling Wick	01
200524c	12321	" " " Set Screw	06
204113	12321	" " " Thimble	10
227734	11126	Frame with 200524c	80
202463	11126	Lever (compression) with 204117, two each 200524c and 202845	45
227735	11126	Lever Brake with 200524c, 204122 and two 200374c	35
227736	11126	Lever Brake 227735 with 200082b and 227737	60
227737	11126	Lever Brake Belt Guard	20
200082b	12321	" " " " Screw	03
204122	12322	" " " Leather	05
200374c	12321	" " " Set Screw	02
200524c	12321	" " " Set Screw	06
204123	12322	" " " Spring	05
204117	12321	" Compression Plate	10
202845	12321	" " " Rivet	01

No.	Plate	Name	Each
202464	11126	Lever Compression Shaft with 202302 ..	\$ 20
202302	12306	" " " Cotter Pin	01
200524c	12321	" " " Set Screw	06
27070	11126	Shaft Pulley (sectional grooved), 10 inches diam., $1\frac{1}{8}$ inch bore, with two 597c	45
597c	11992	Shaft Pulley Clamping Screw	08
227976	11126	Treadle with 200540b	45
227977	11126	" 227976 with 227978	60
227978	11126	" Adjustable Connecting Slide ...	15
200540b	11143	" " " " Set Screw	10
202468	11126	Treadle Pitman Rod (lower or upper)...	05
204126	12321	" " " Clamp with two 200530c	20
200530c	12321	Treadle Pitman Rod Clamp Set Screw..	05
227980	11126	Treadle Pitman complete, Nos. 204126 and two 202468	30
204127	11126	Treadle Stand (left) with two wood screws 1 inch No. 13	08
204128	11126	Treadle Stand (right) with two wood screws 1 inch No. 13	08
227981	—	Treadle and Stand complete, Nos. 204127, 204128 and 227977	75
227982	—	Treadle and Pitman complete, Nos. 227980 and 227981	90
227740	—	Transmitter complete, Nos. 202459, 202461, 202463, 202464, 204113, 204123, 227370, 227734, 227736 and three wood screws $1\frac{1}{2}$ inch No. 15	3 00
227985	—	Under Driver (ball bearing) lever pressure, right hand, two speed, complete, Nos. 27070, 227740 and 227982	4 00

OBSOLETE PARTS

No.	Plate	Name	Each
*213605	—	Feed Driving Cam Fork Lever Slide Block	\$ —
*213604	—	Feed Driving Cam Fork Lever Slide Block with 200116c	—
213606	13041	Feed Driving Cam Fork Lever Slide Block 213604 with 213605	30
200116c	13041	Feed Driving Cam Fork Lever Slide Block Hinge Screw	03
203250	12308	Hook Driving Shaft Collar with two 200393c	20
204042	13014	Presser Foot (steel), for 202762	30
225580	13014	" " " " gathering, for 202762	30
206843	13033	Presser Foot, for binding, for Machine No. 23 w 1	50
215612	—	Vibrating Presser Bar	45
204489	13041	" " " 215612 with 204493 and two 200138b, for Machines Nos. 23 w 7 to 23 w 9	60
215628	—	Vibrating Presser Bar	45
204488	13041	" " " 215628 with 204493 and two 200138b, for Machines Nos. 23 w 7 to 23 w 9	60
204492	13041	Vibrating Presser Bar Position Guide, for Machines Nos. 23 w 7 to 23 w 9	30
200582H	13041	Vibrating Presser Bar Position Guide Screw	02
		Nos. 204623 to 204625, for Machines Nos. 23 w 7 to 23 w 9.	
204623	13041	Vibrating Presser Foot, for 204488, 204602 and 204603	1 00
204624	13041	Vibrating Presser Foot, for 204488, 204601 and 204607	1 00
204625	13041	Vibrating Presser Foot, for 204489 and 204604	1 00
204627	13041	Vibrating Presser Foot, for 204488, 204609 and Machines Nos. 23 w 7 to 23 w 9...	1 00
204630	13041	Vibrating Presser Foot, for 204488, 204602, 204603 and Machines Nos. 23 w 7 to 23 w 9	1 00
204631	13041	Vibrating Presser Foot, for 204489, 204604 and Machines Nos. 23 w 7 to 23 w 9...	1 00

No.	Plate	Name	Each
229632	13041	Vibrating Presser Foot, for 204488, 204603 and Machines Nos. 23 w 7 to 23 w 9 ...	\$1 00
229634	13041	Vibrating Presser Foot, for 204488, 229633 and Machines Nos. 23 w 7 to 23 w 9 ...	1 00
229635	13041	Vibrating Presser Foot, for 204489, 204604 and Machines Nos. 23 w 7 to 23 w 9 ...	1 00

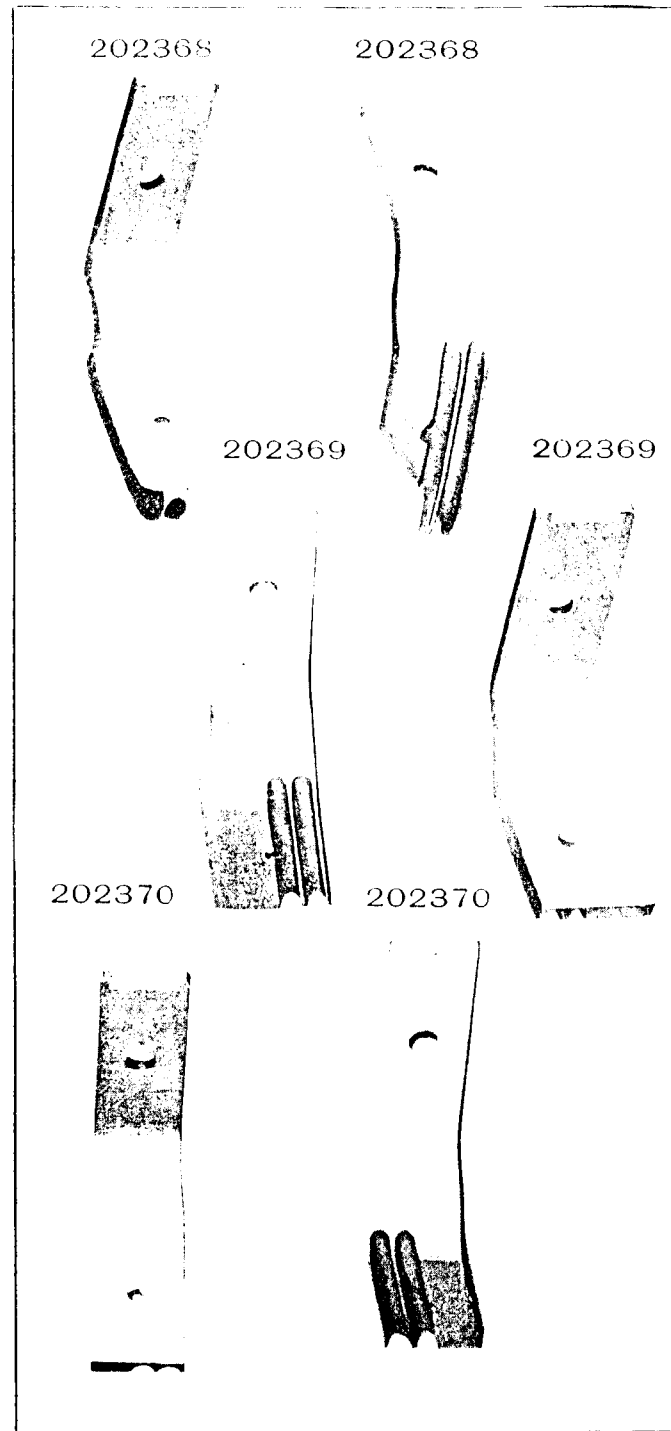


PLATE 10483-FULL SIZE

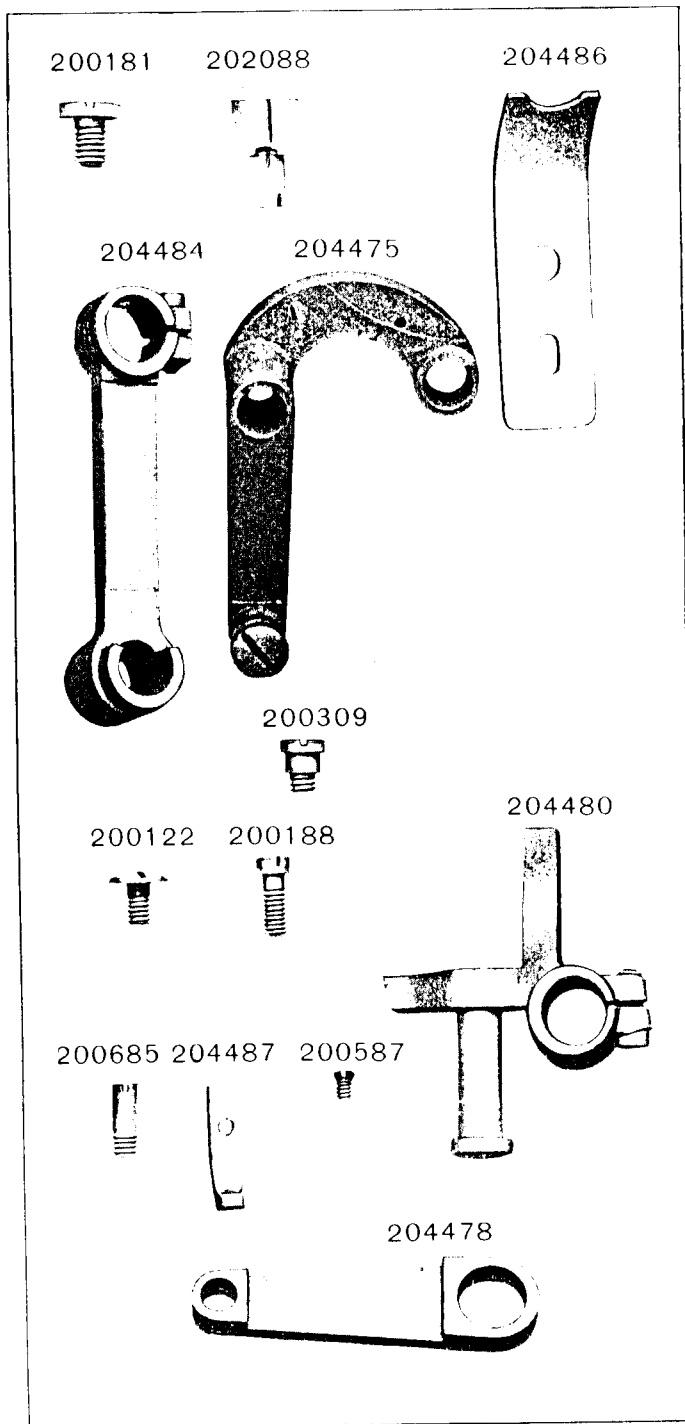


PLATE 10492-FULL SIZE

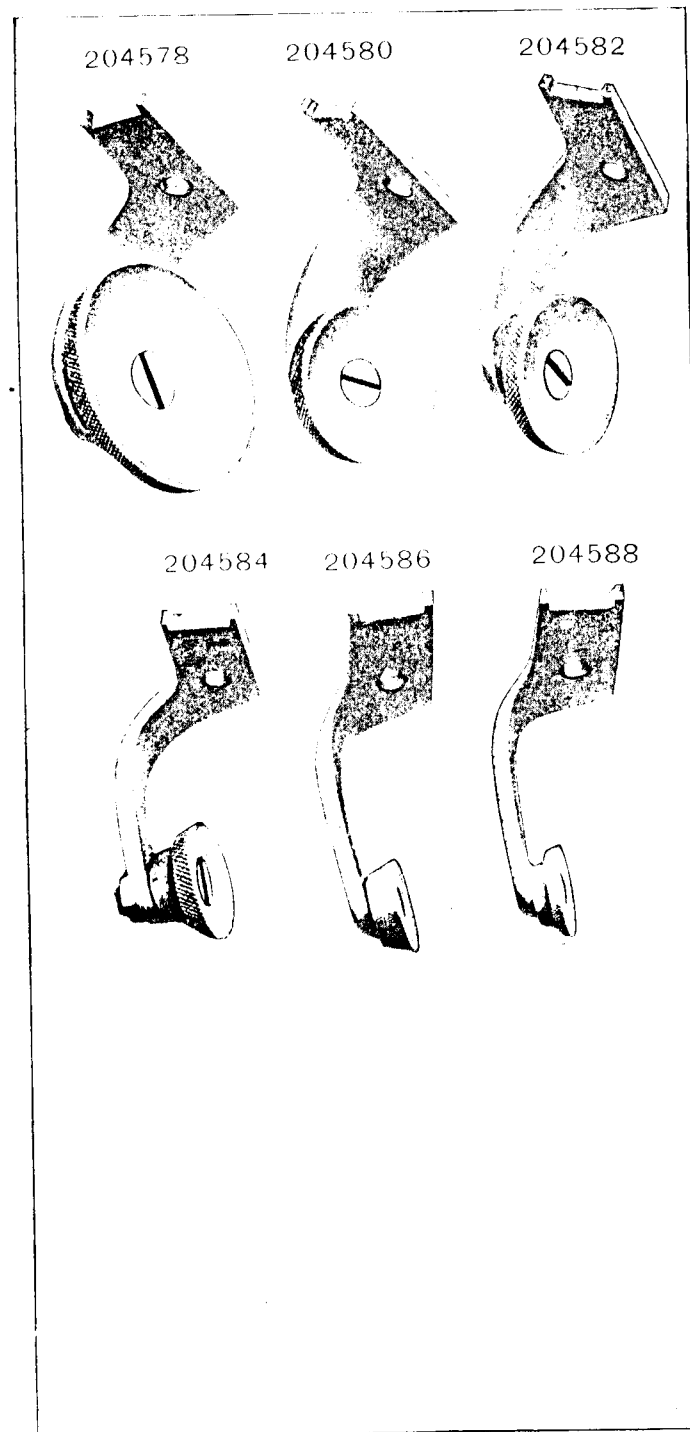


PLATE 10496—SIZE HALF ONE

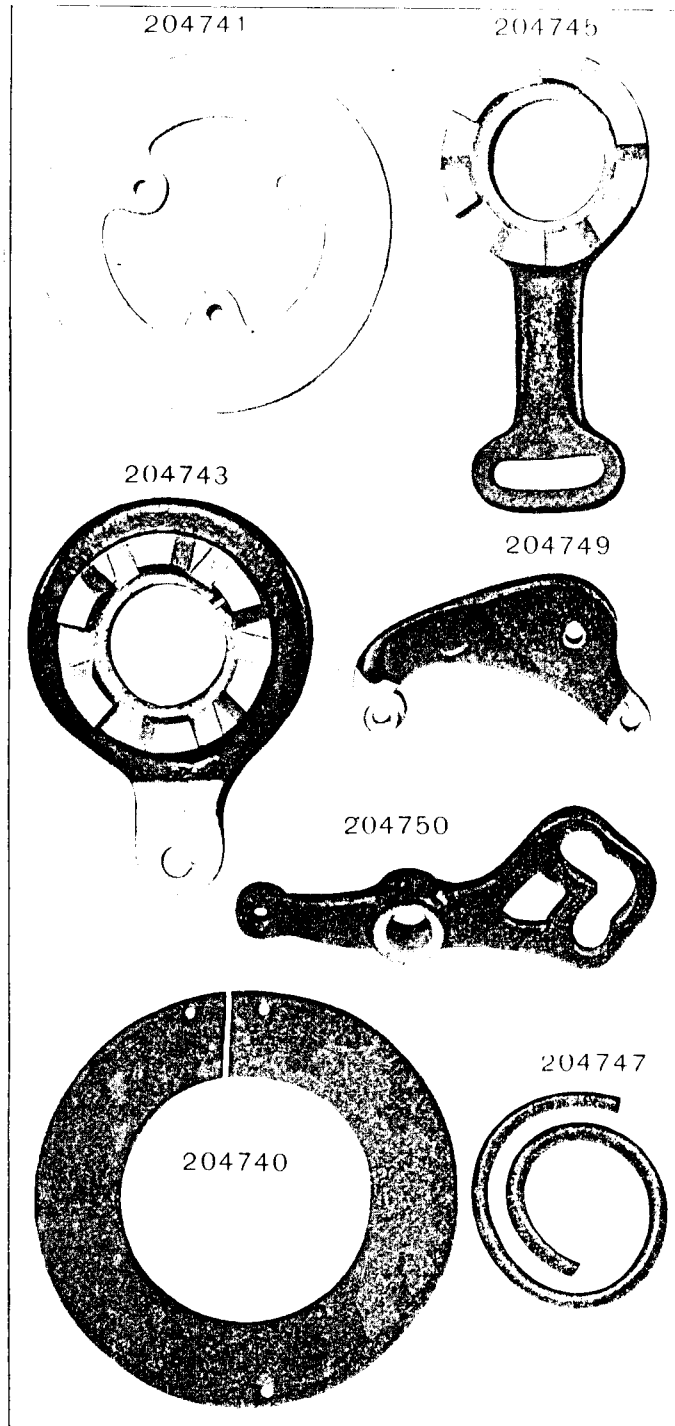


PLATE 10929 —FULL SIZE

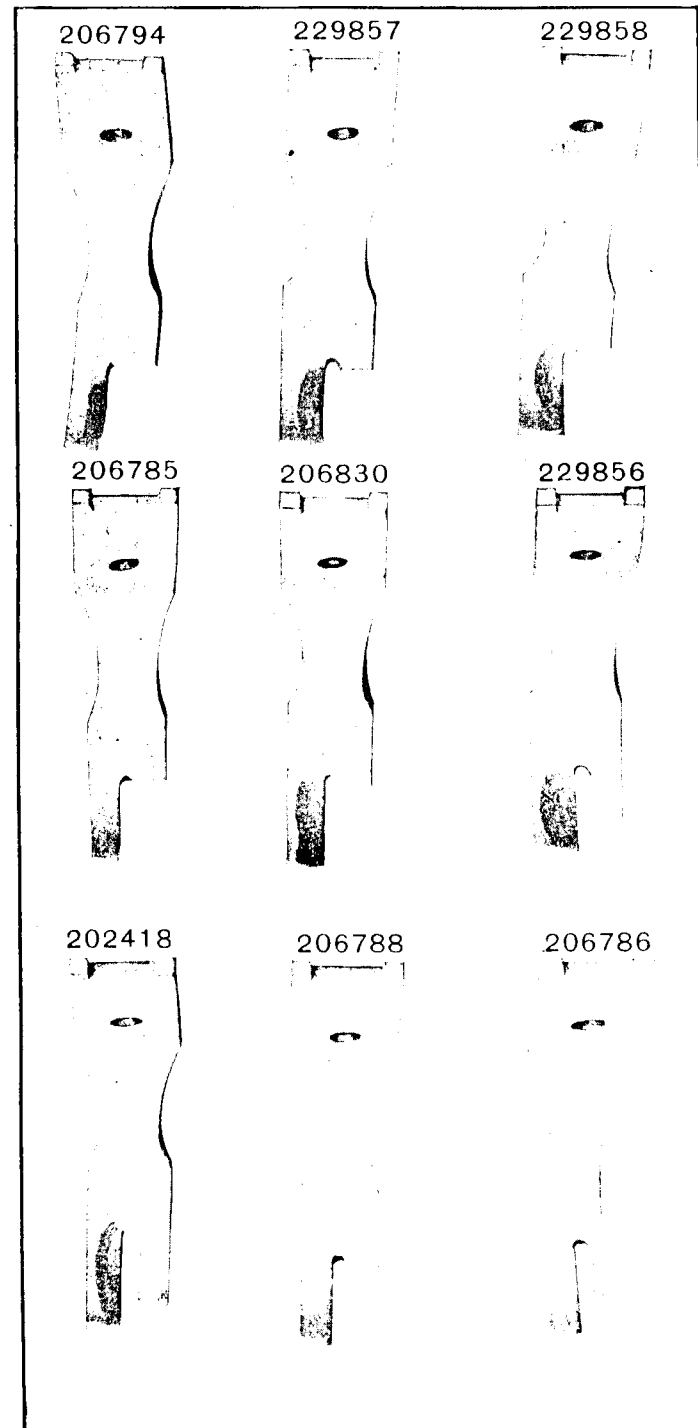


PLATE 11125 - ONE-FOURTH SIZE

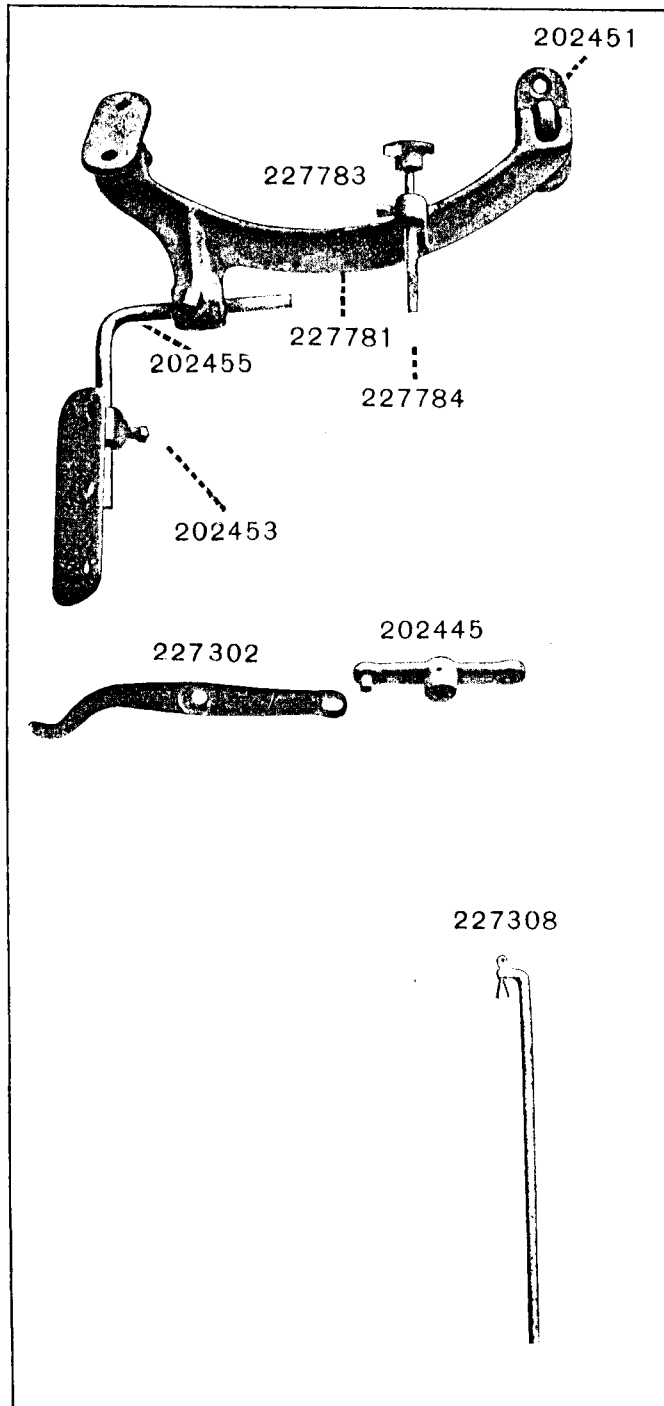


PLATE 11126 - ONE-SIXTH SIZE

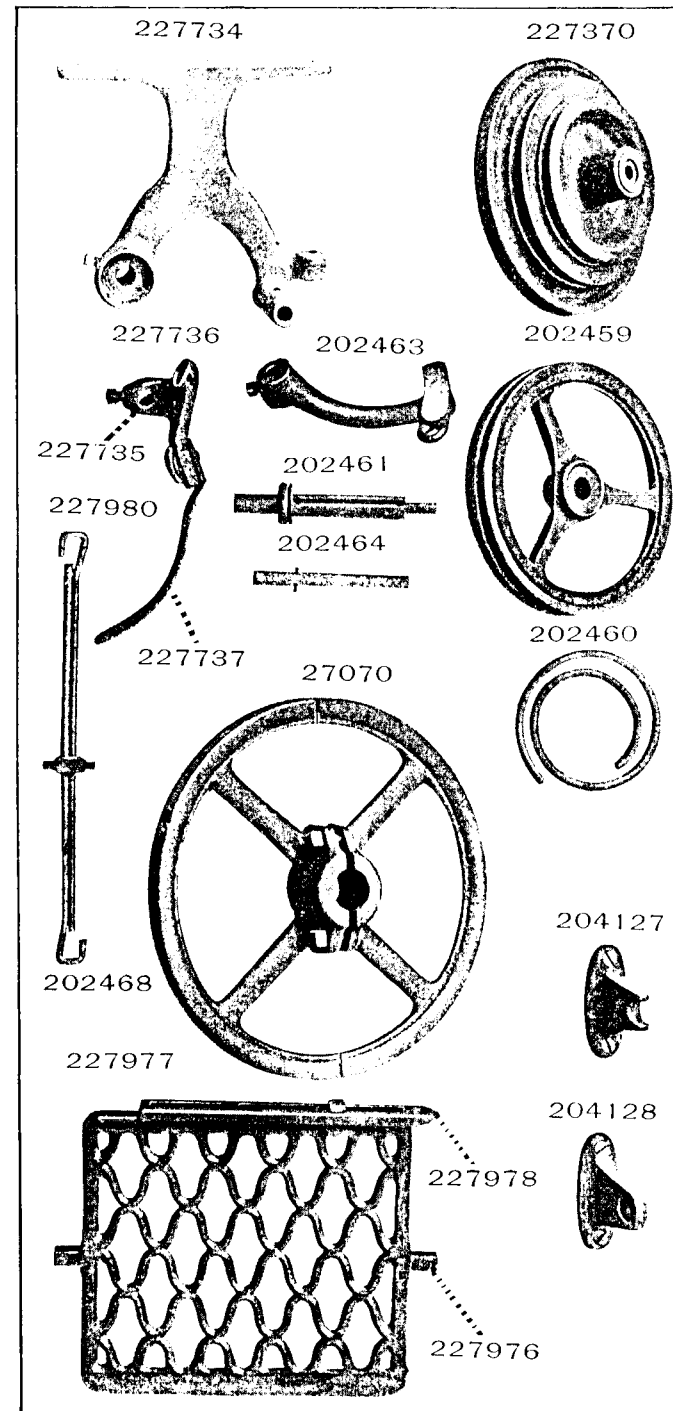


PLATE 11133 -ONE-HALF SIZE

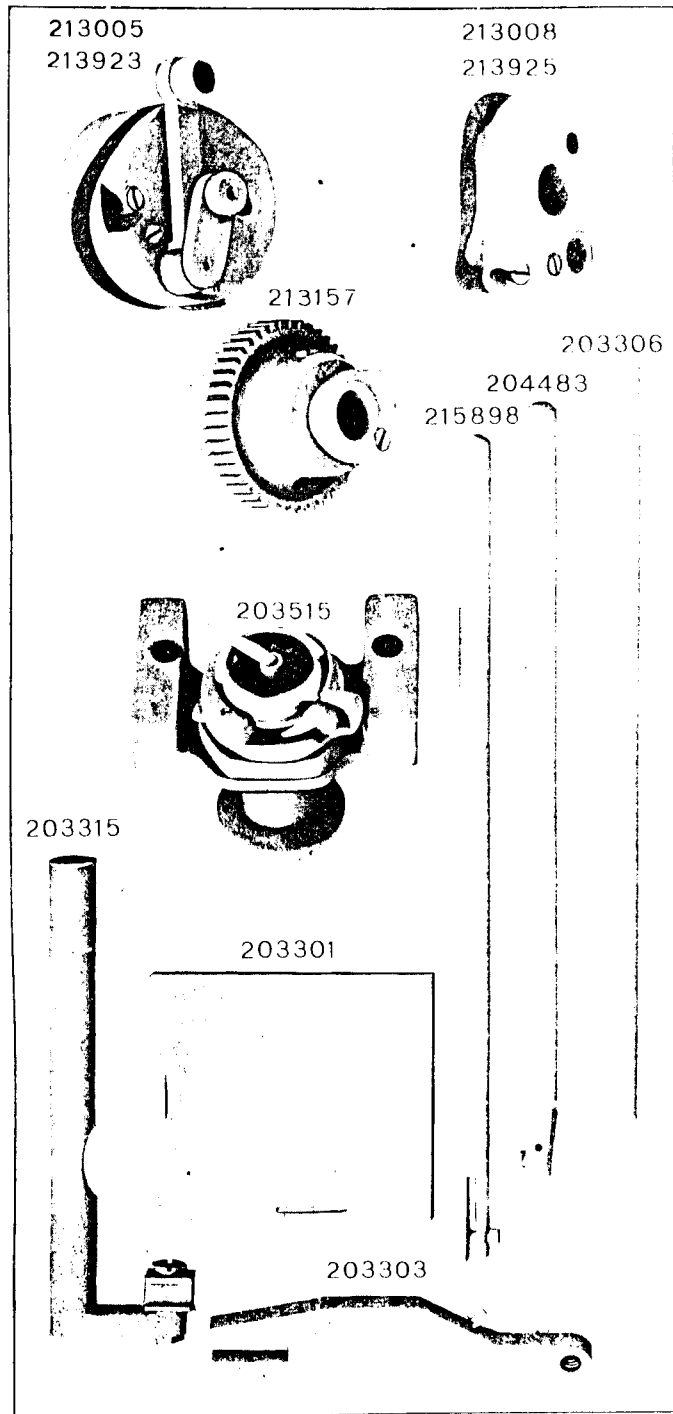


PLATE 11134-FULL SIZE




PLATE 11140 -FULL SIZE

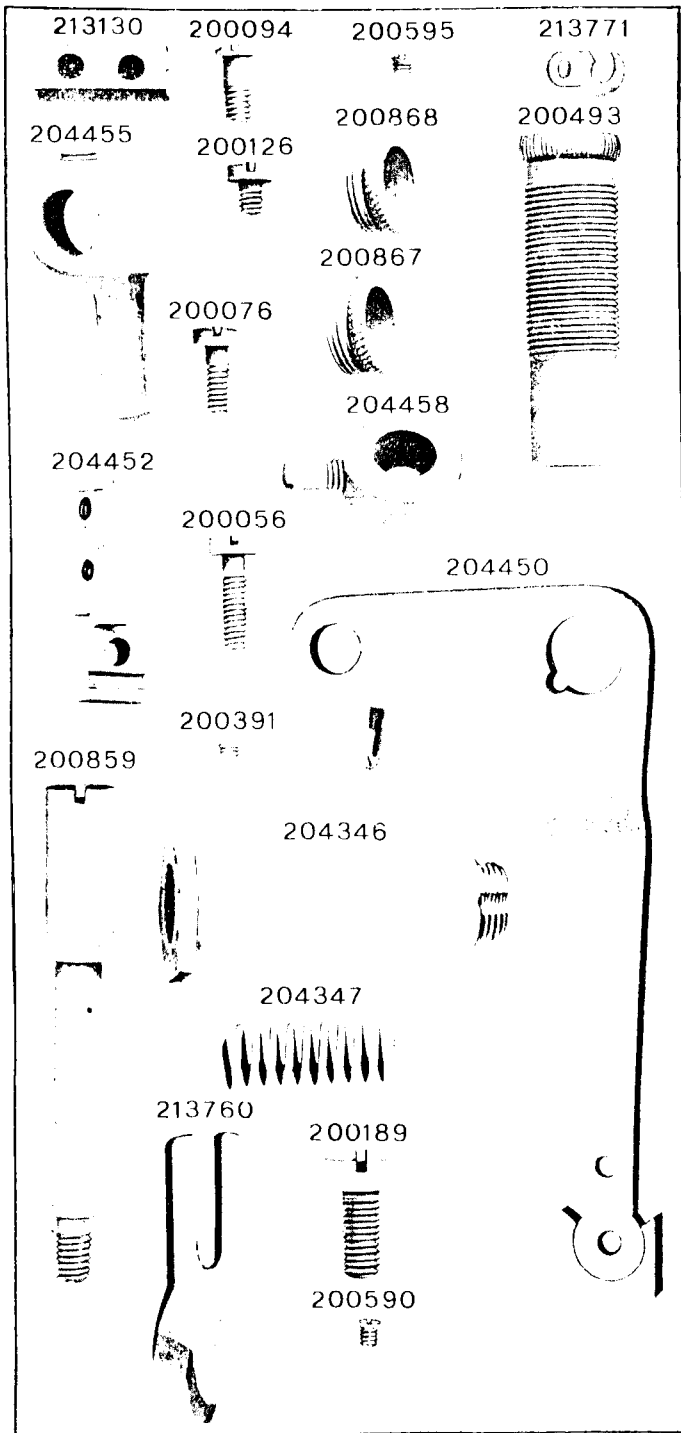


PLATE 11141 -ONE-HALF SIZE

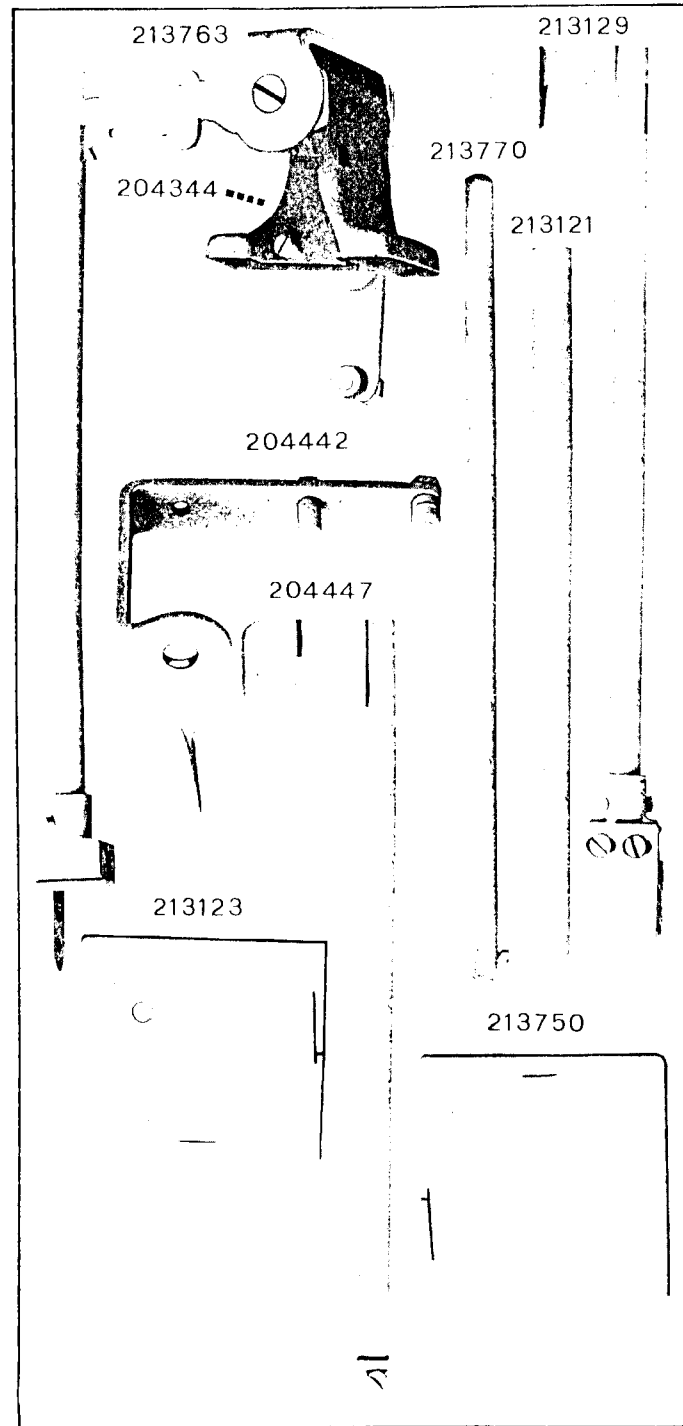


PLATE 11142 - FULL SIZE

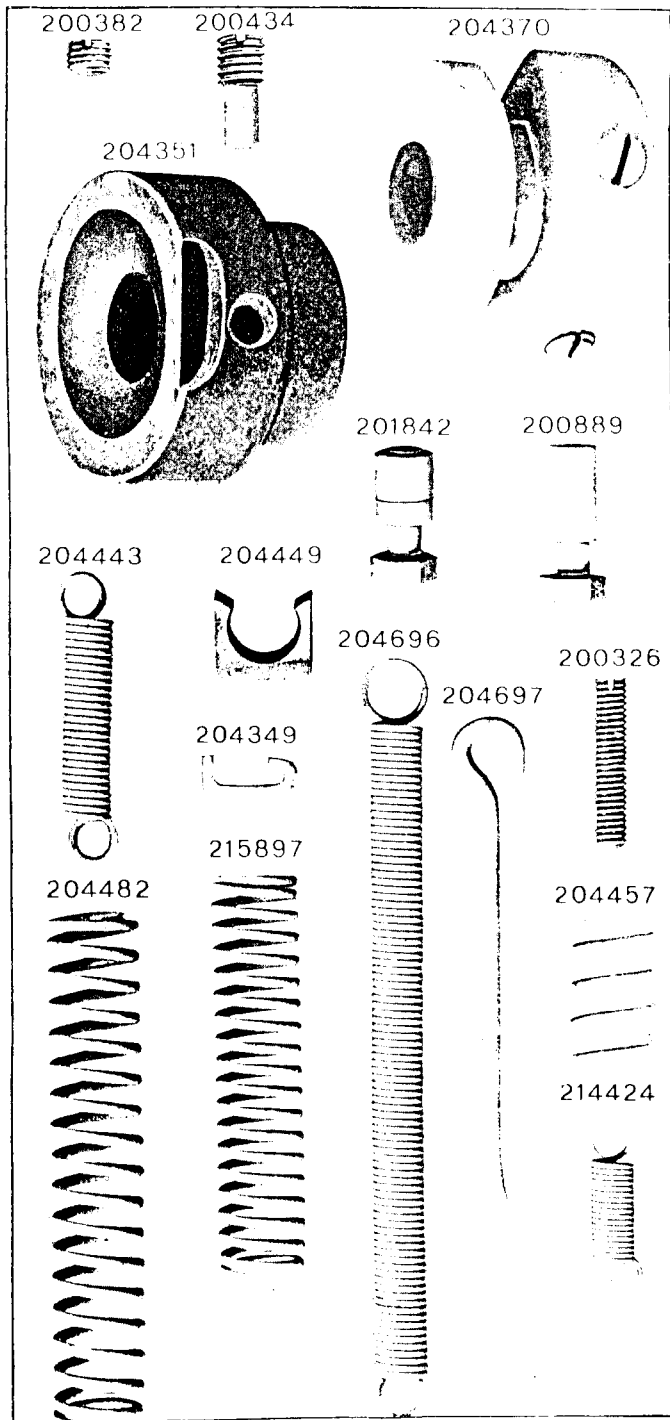


PLATE 11143 - FULL SIZE

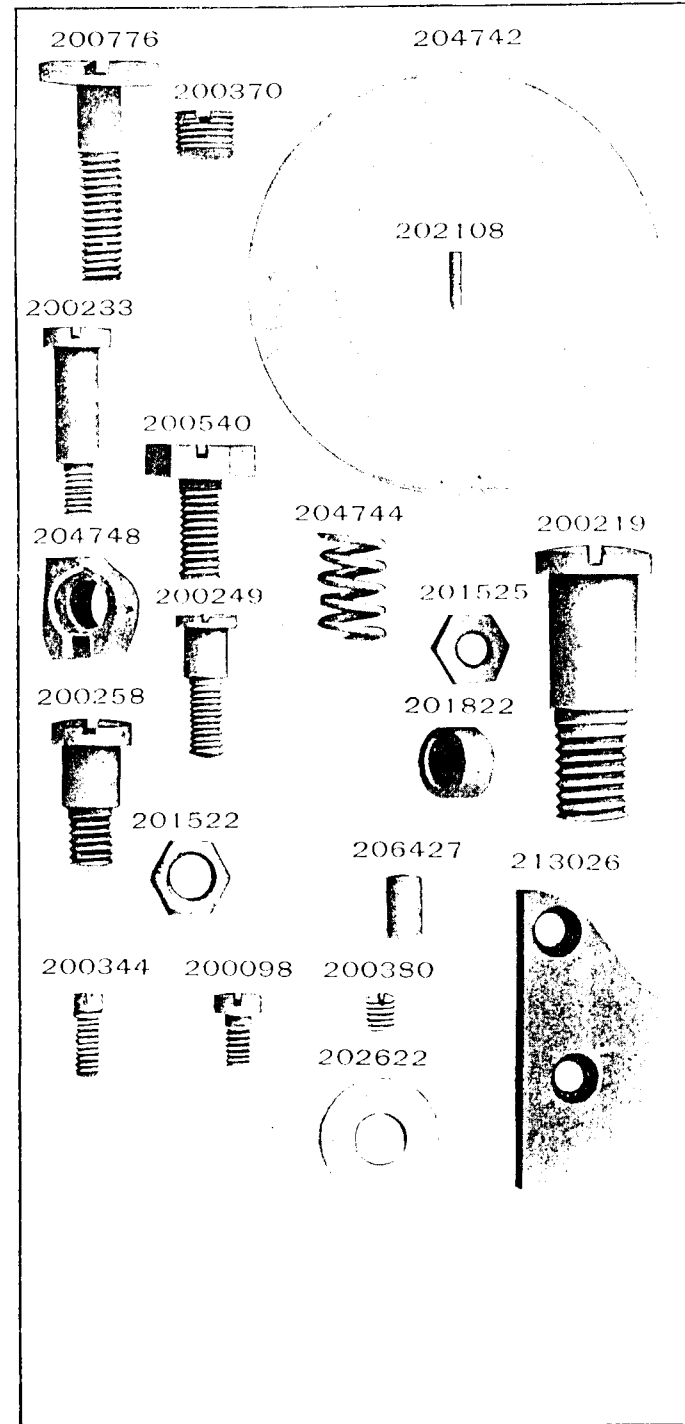


PLATE 11145 - ONE-HALF SIZE

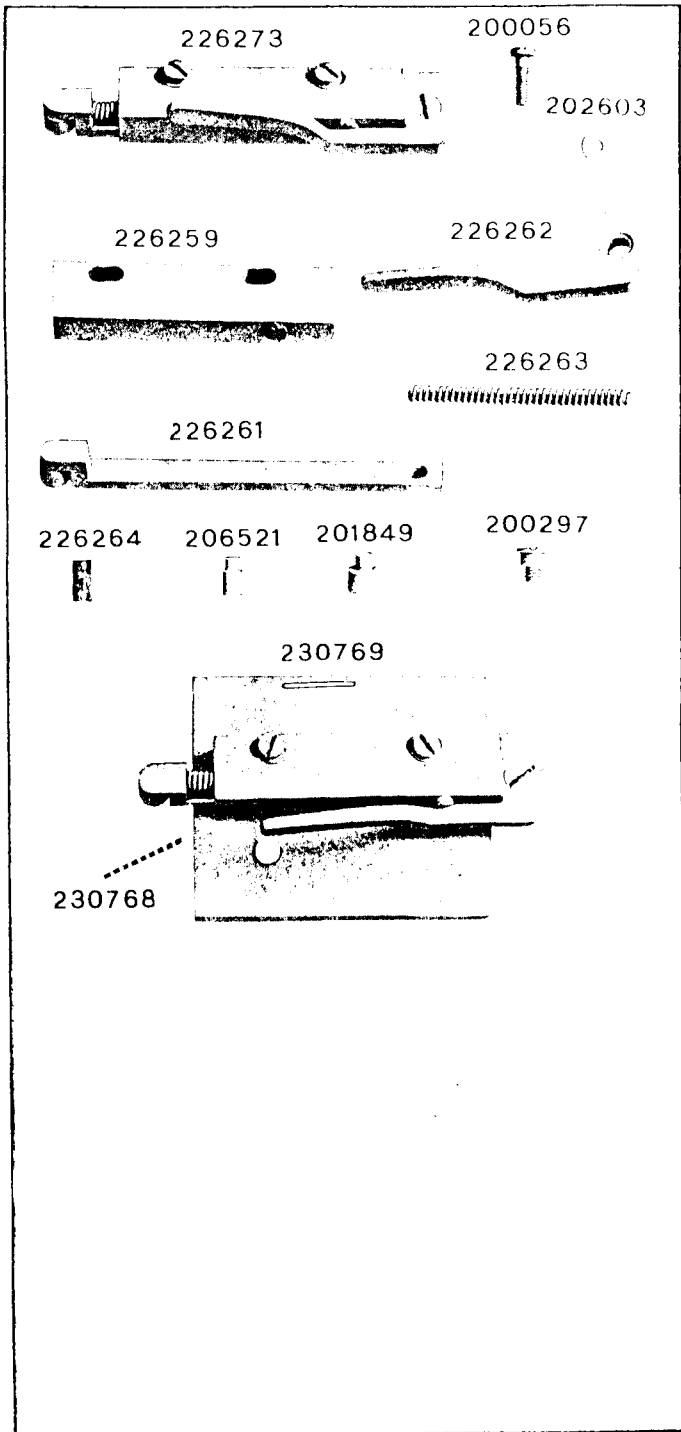


PLATE 11148 - FULL SIZE

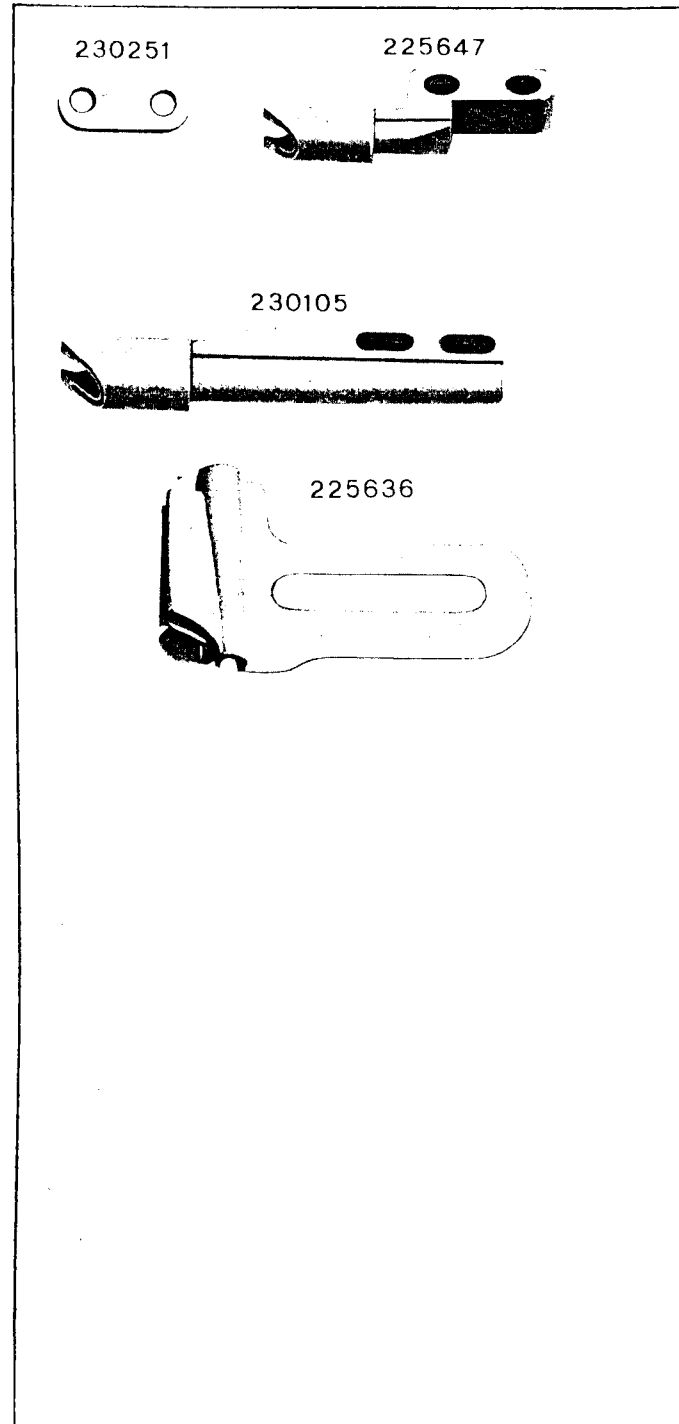


PLATE 11235-FULL SIZE

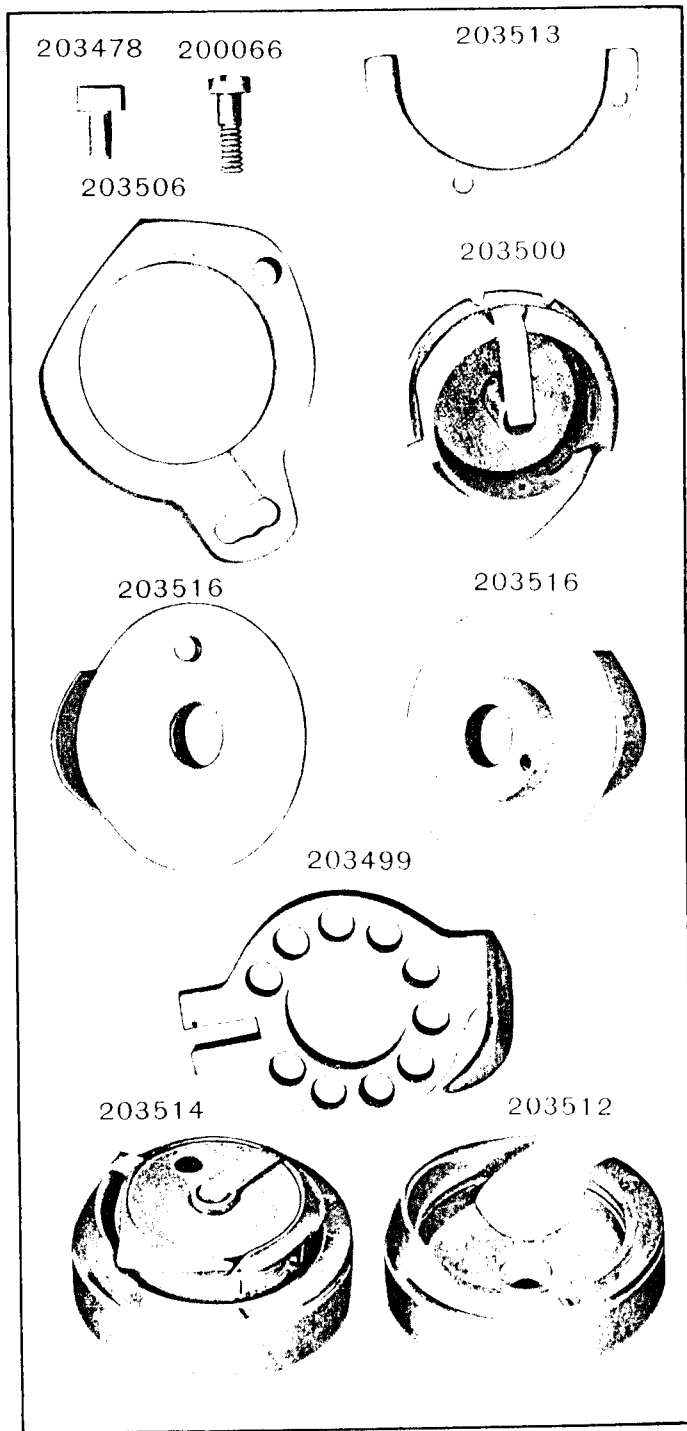


PLATE 11990-FULL SIZE

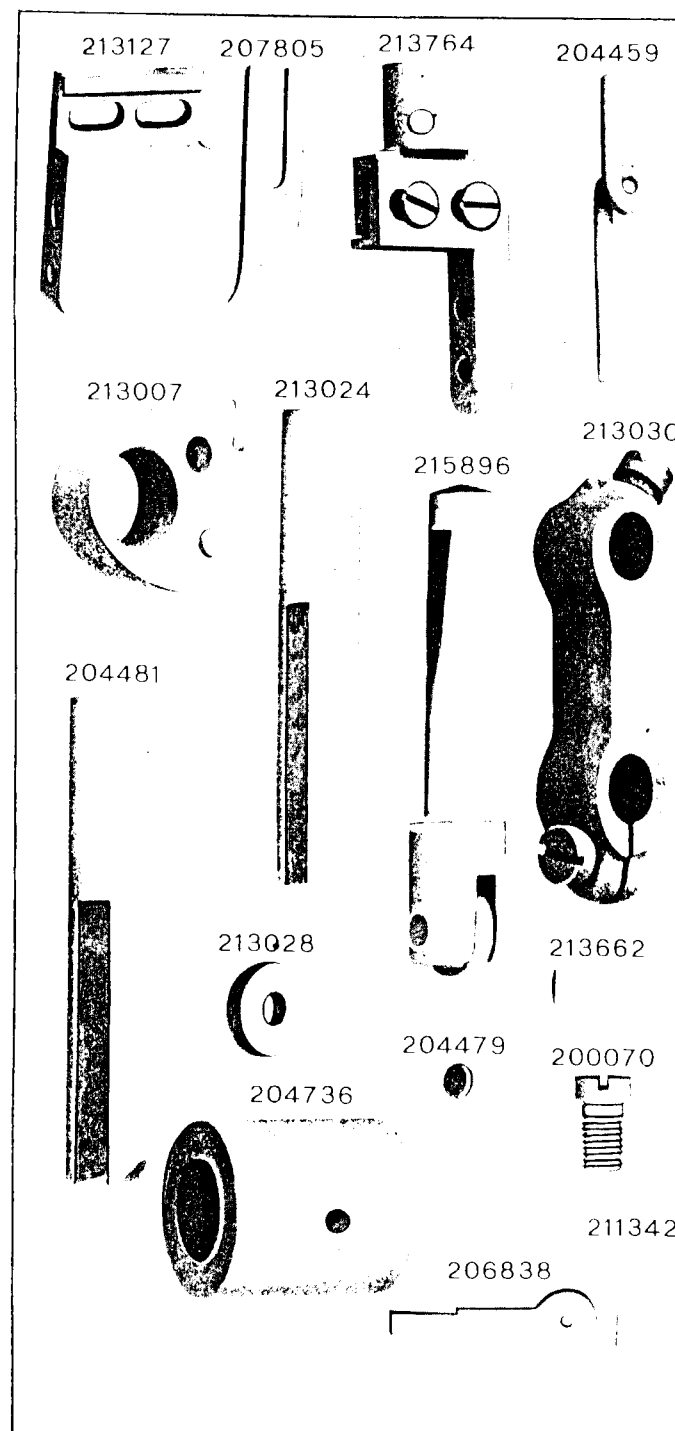


PLATE 11991 - FULL SIZE

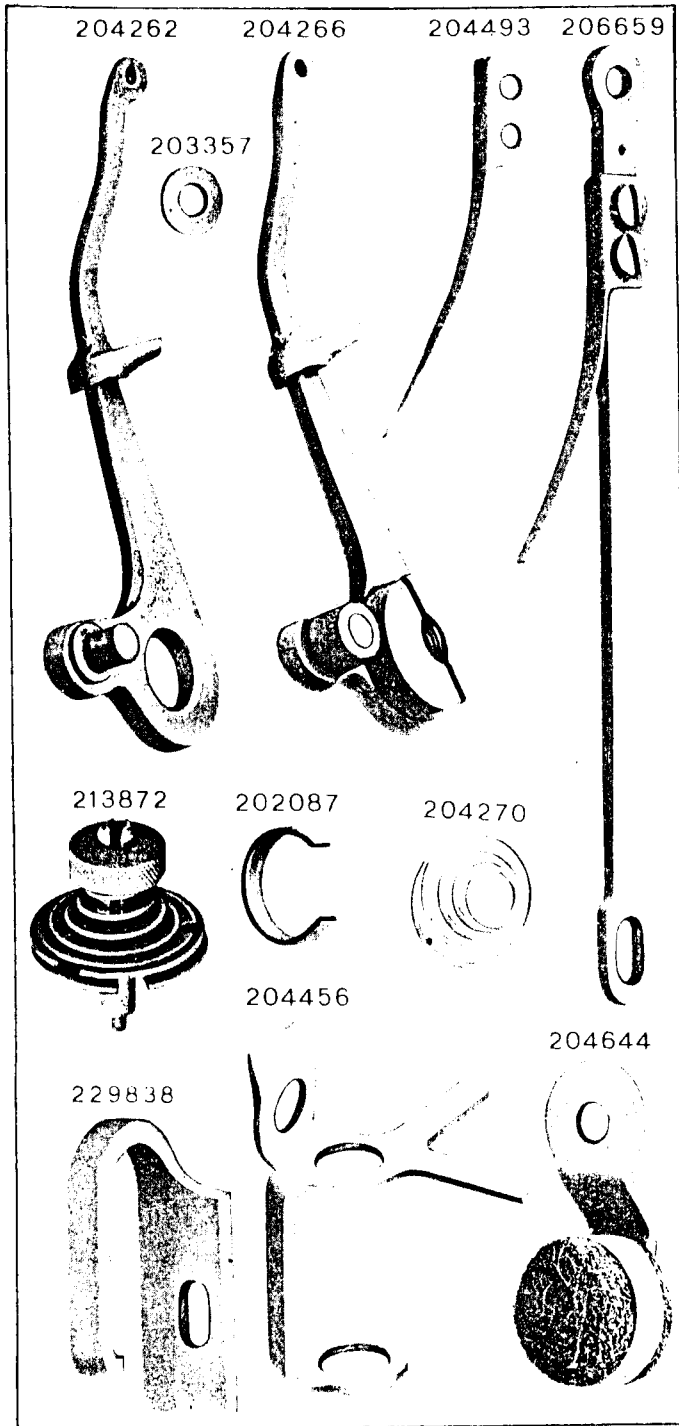


PLATE 11992 - FULL SIZE

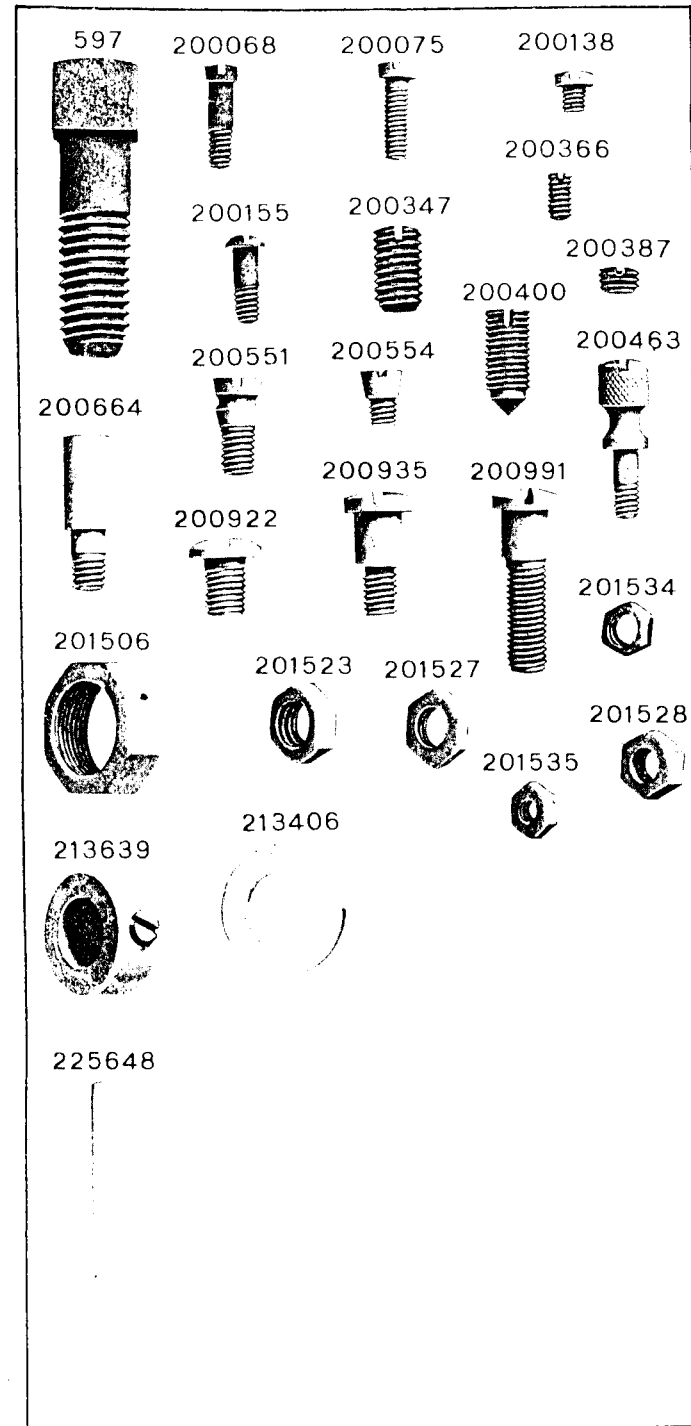


PLATE 11993 -ONE-FOURTH SIZE

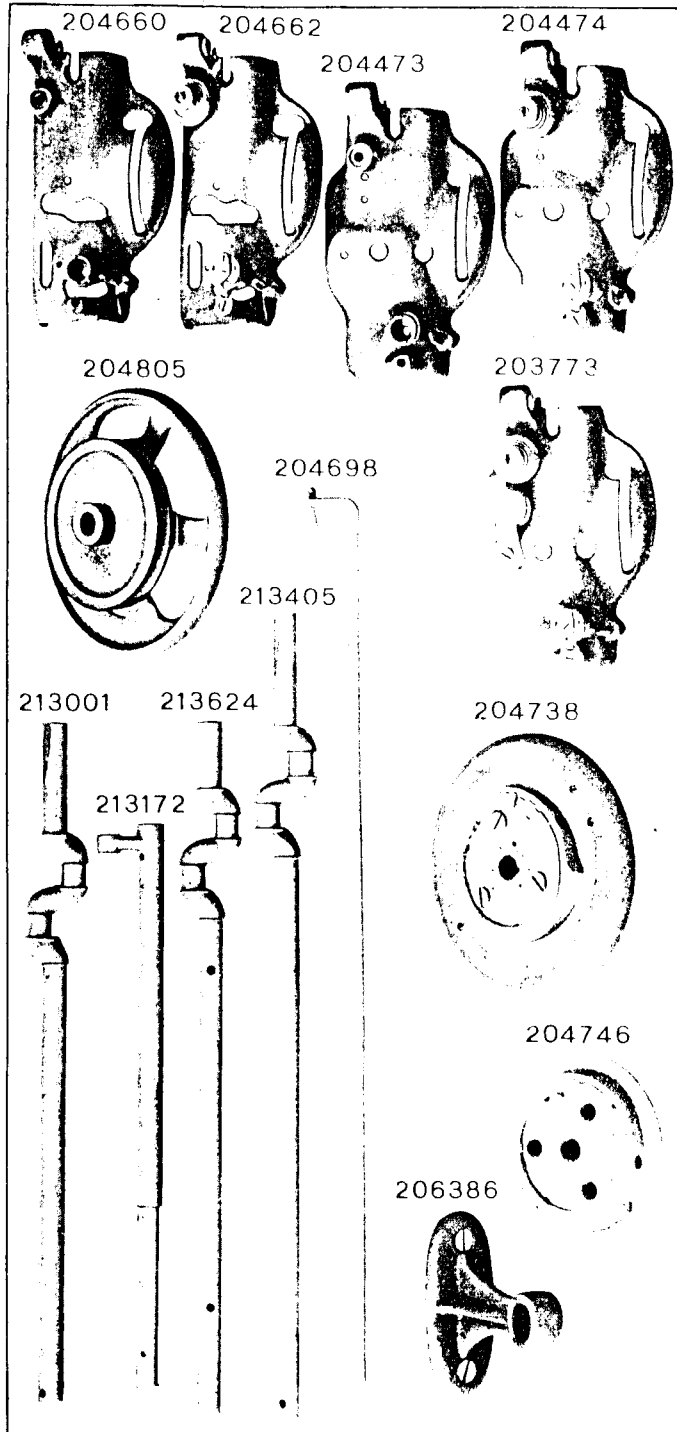


PLATE 11994 -FULL SIZE

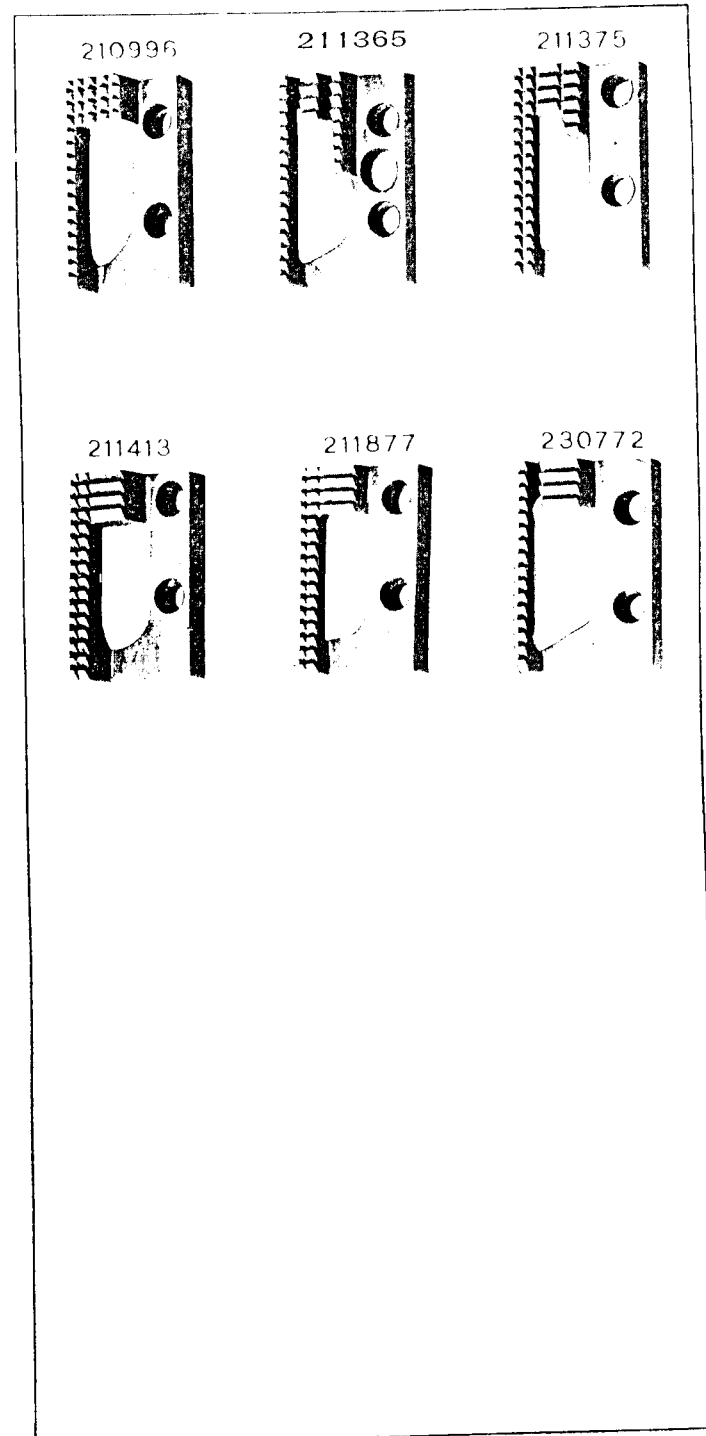
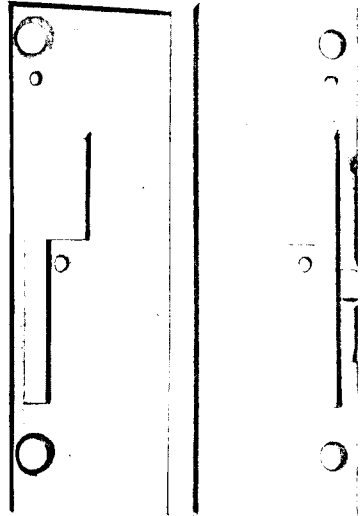


PLATE 11995 - FULL SIZE

211249
211291
211349
211876



211408
211409
211410
211414

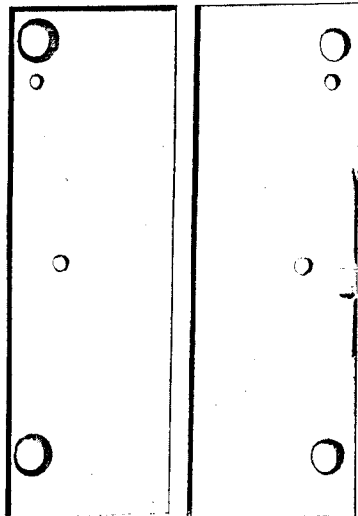
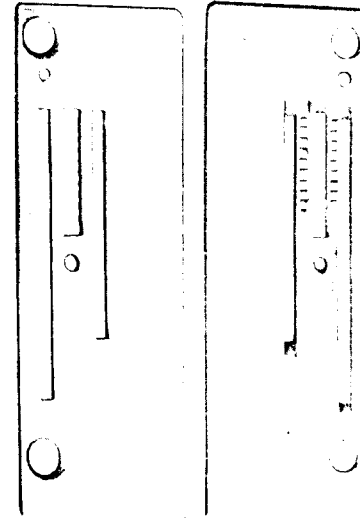


PLATE 11997 - FULL SIZE

211411
212266



211348
211412

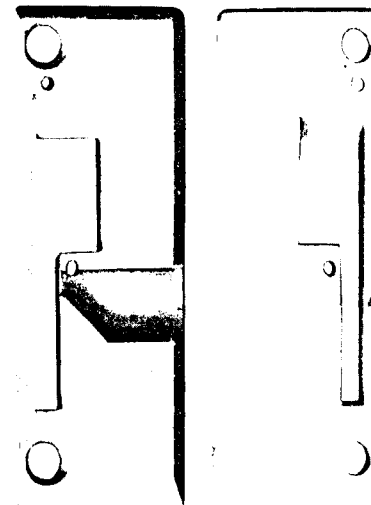


PLATE 11998 -FULL SIZE

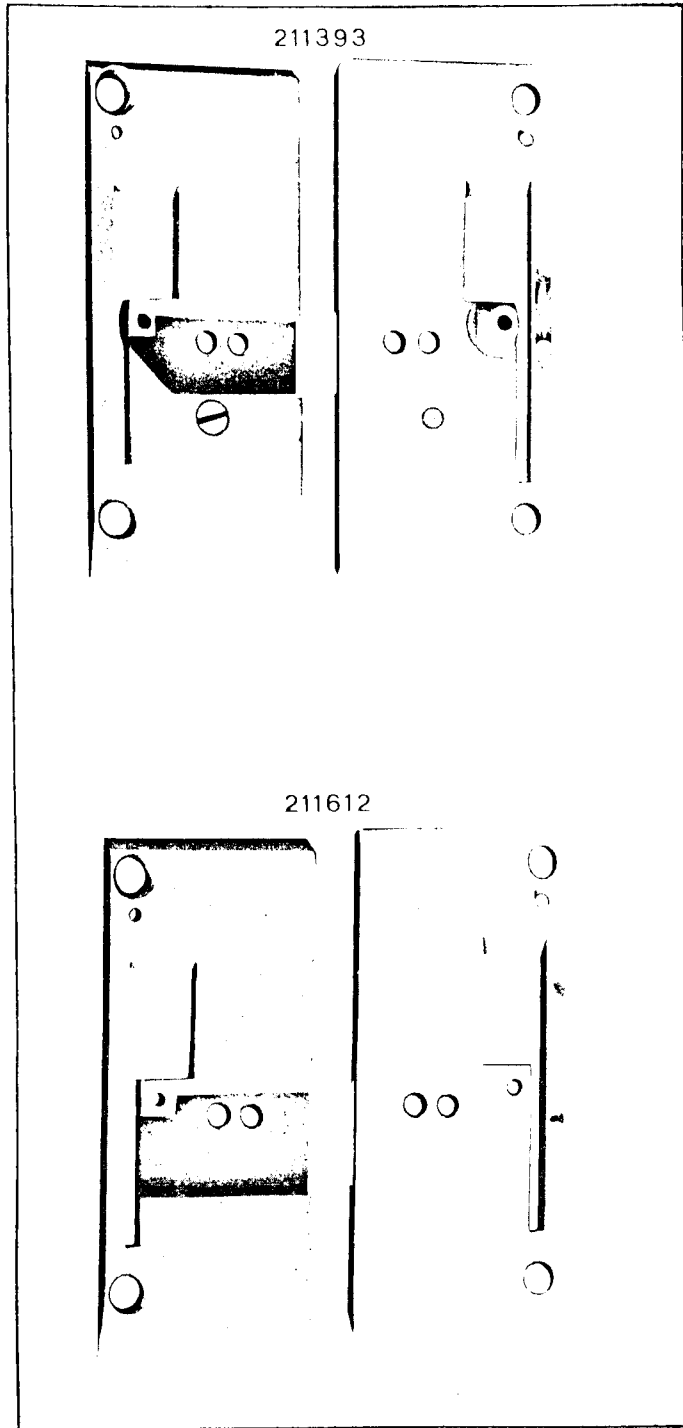


PLATE 11999 -FULL SIZE

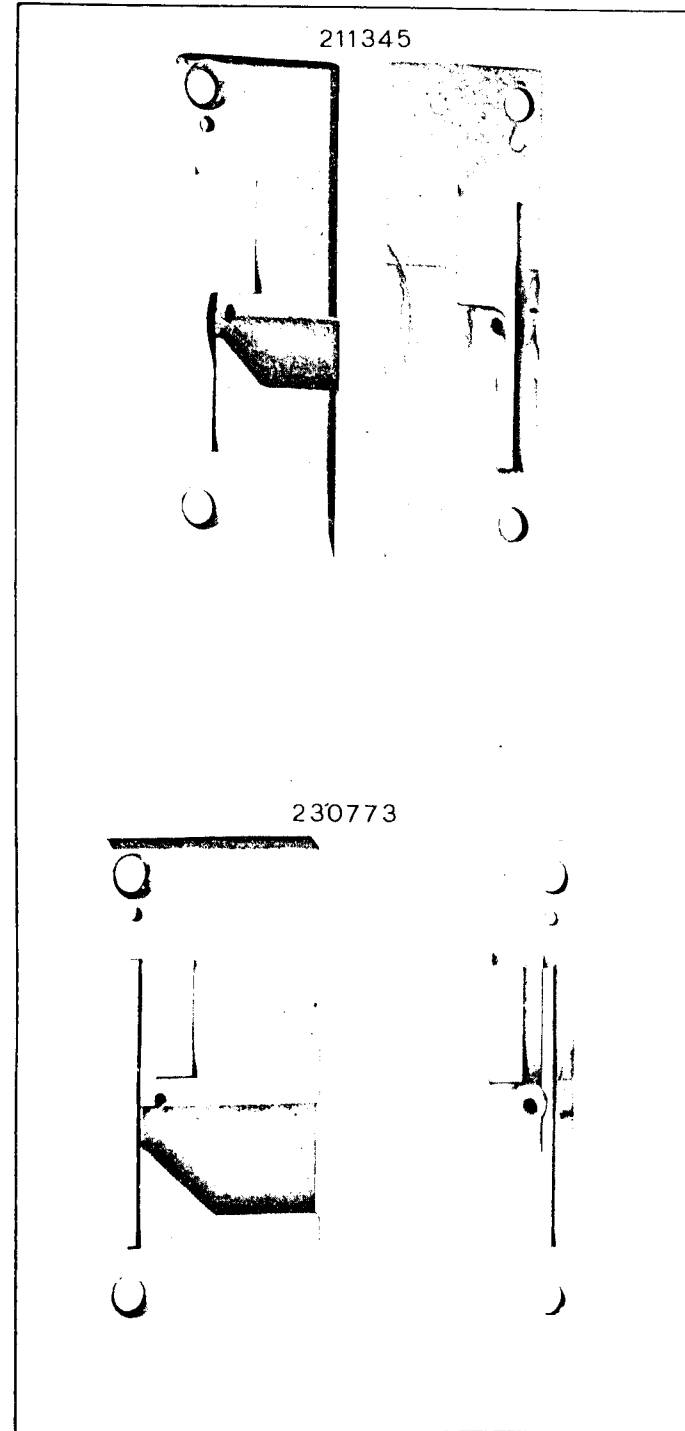


PLATE 12000 -FULL SIZE

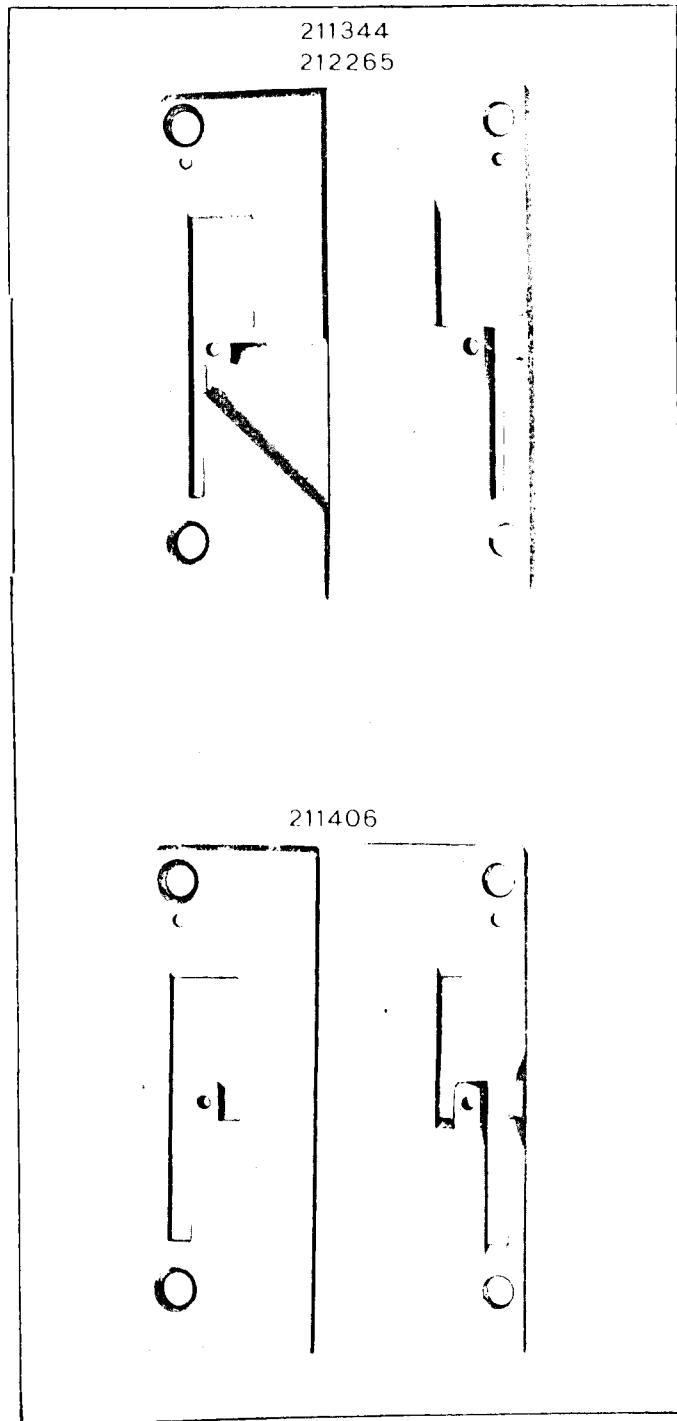


PLATE 12043 -FULL SIZE

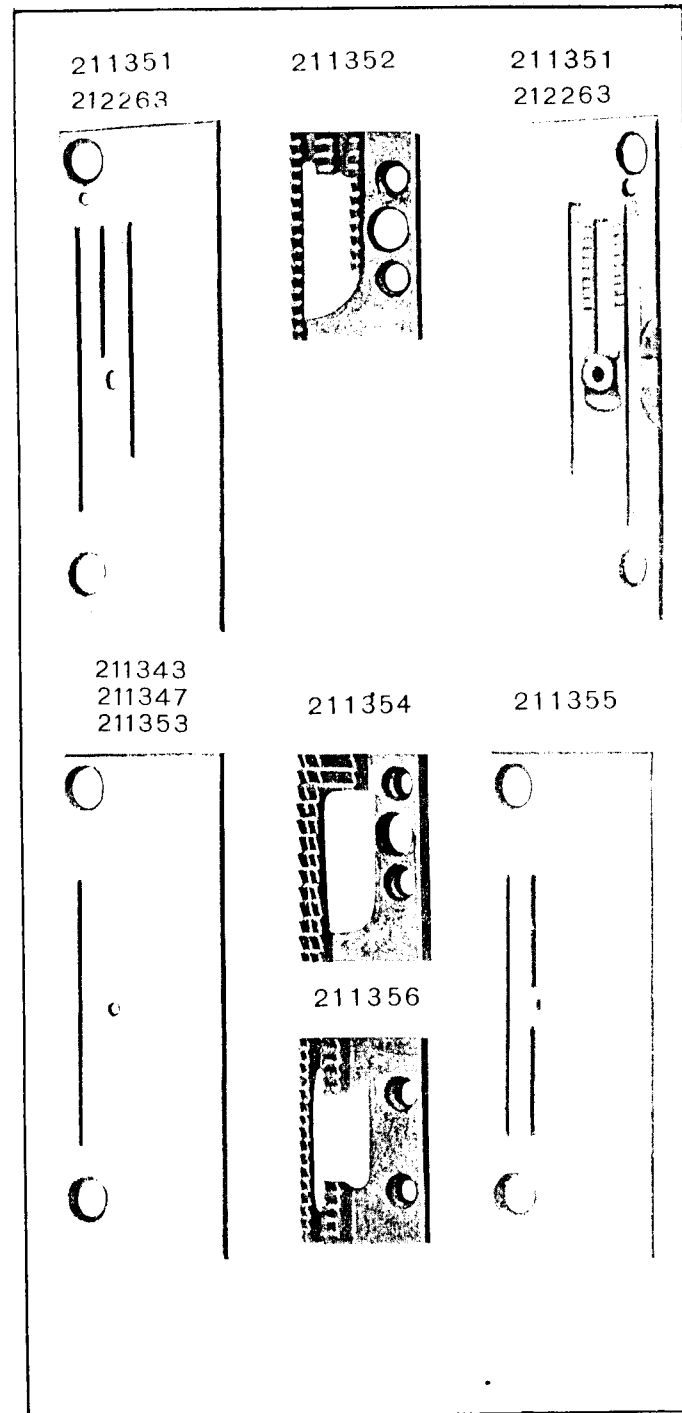


PLATE 12044 FULL SIZE

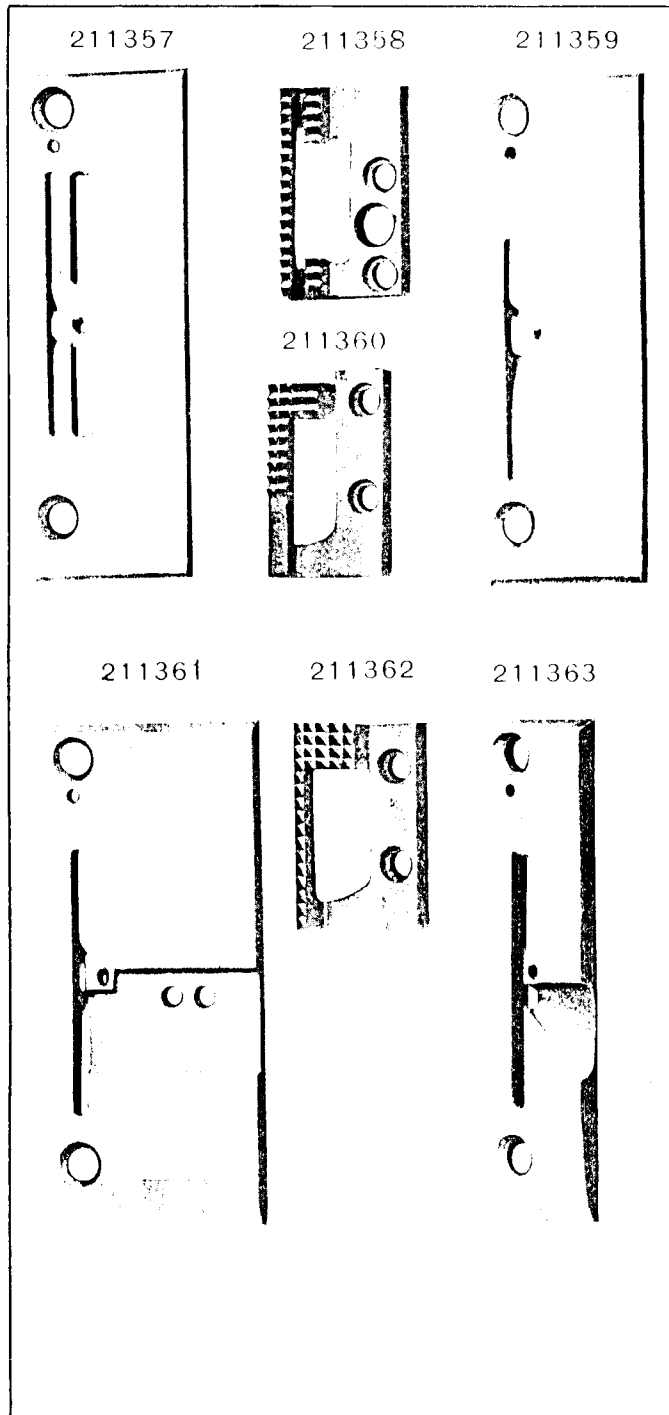


PLATE 12045 FULL SIZE

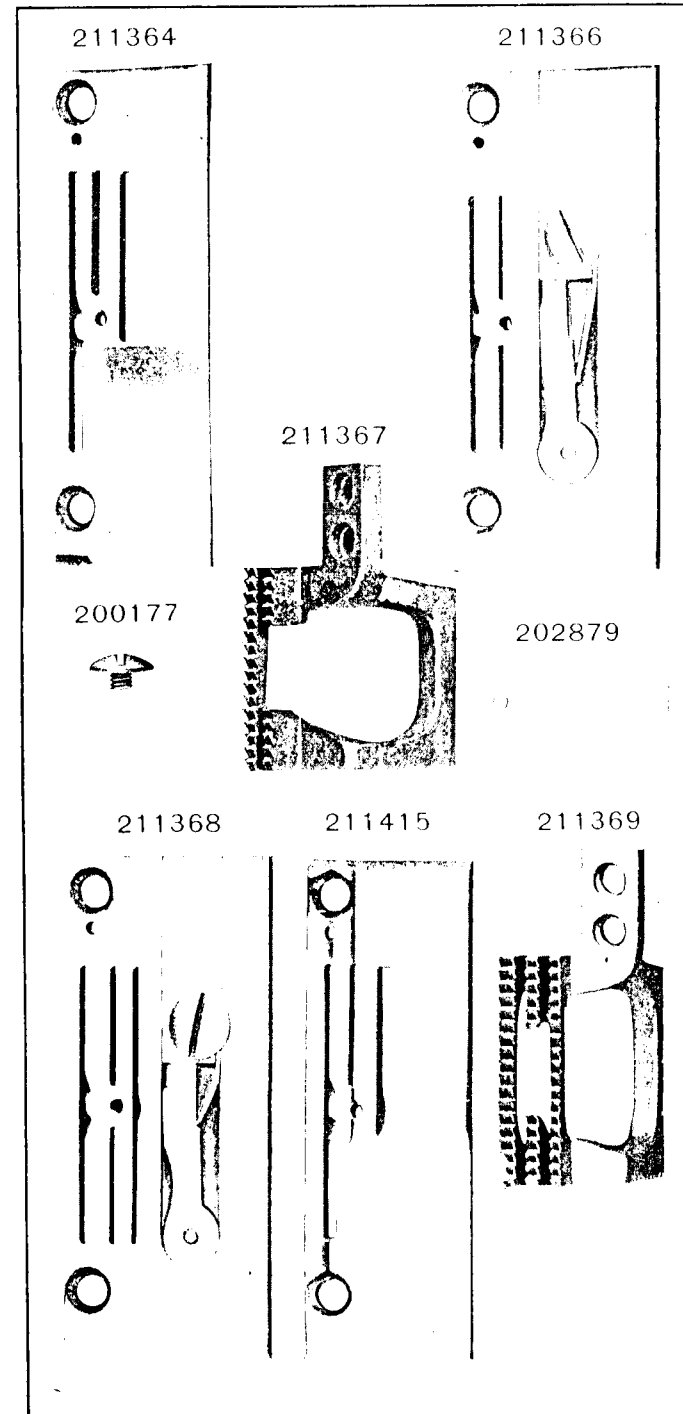


PLATE 12046—FULL SIZE

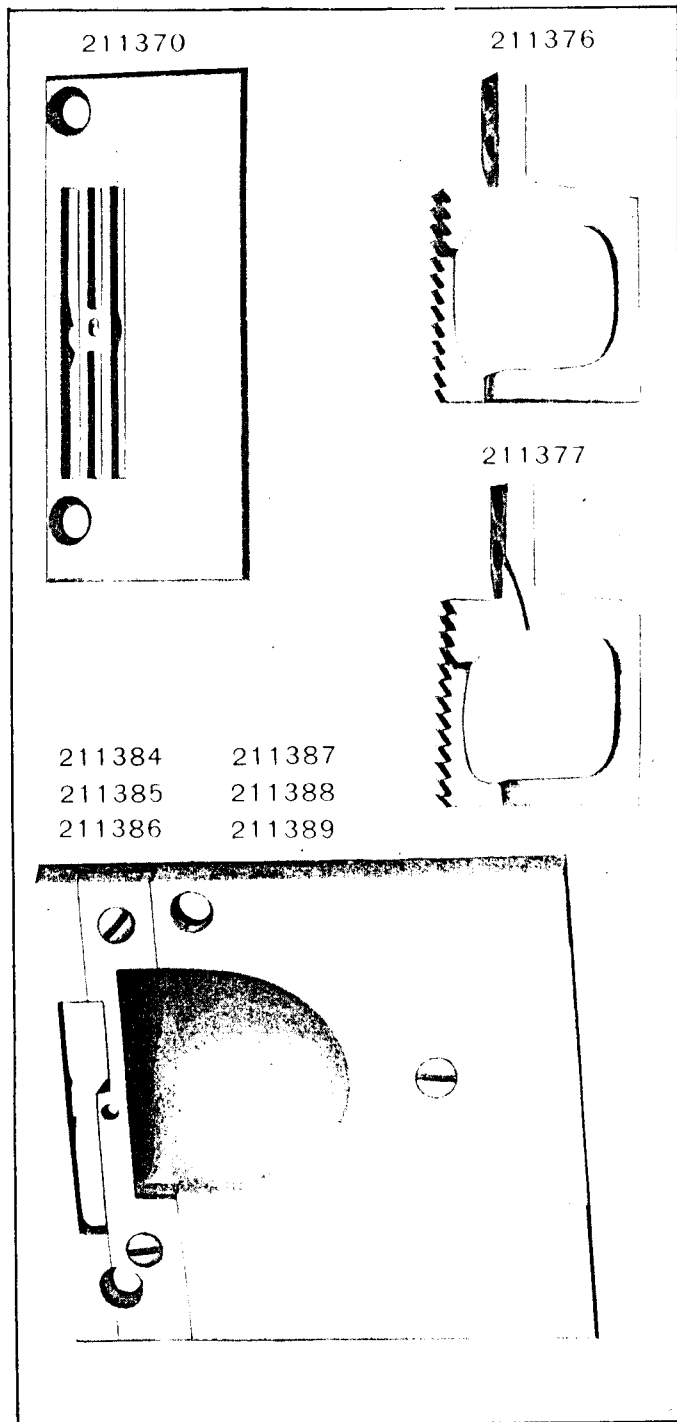


PLATE 12047—FULL SIZE

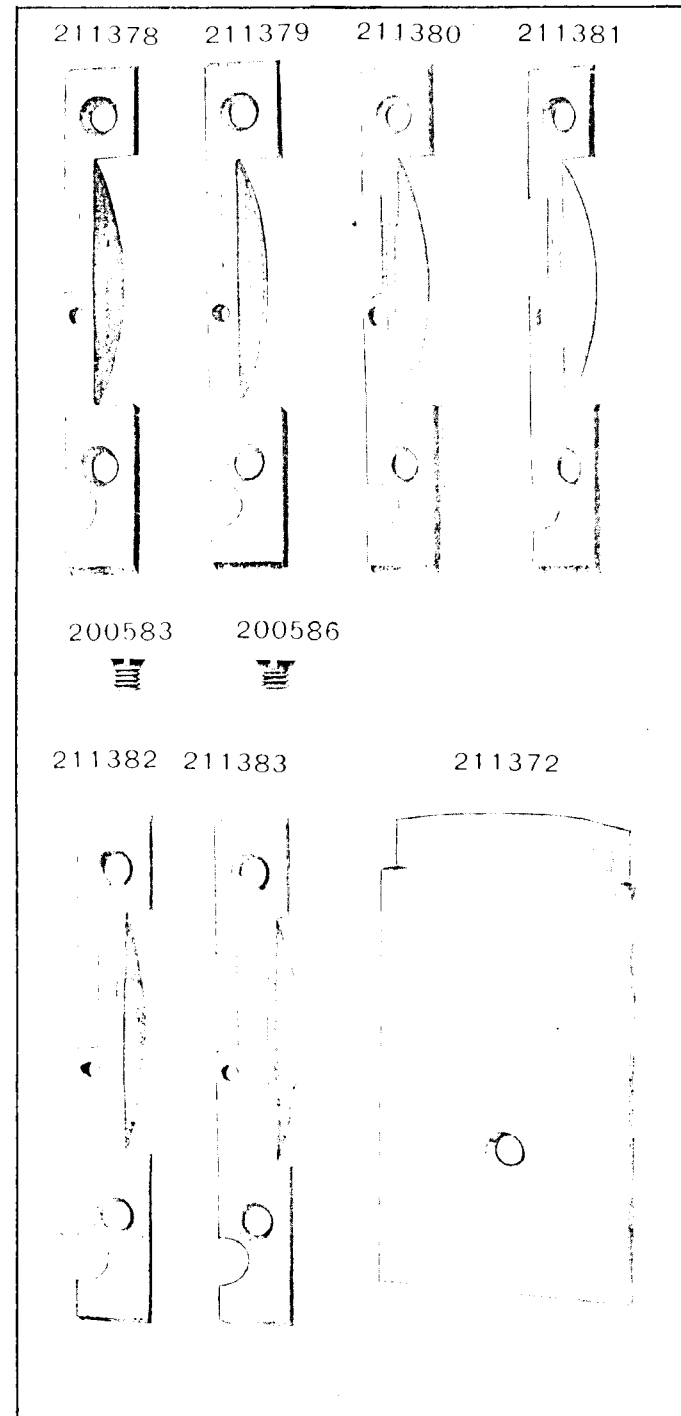
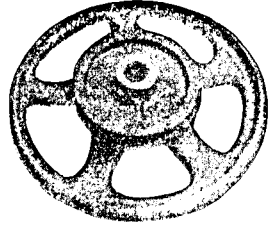
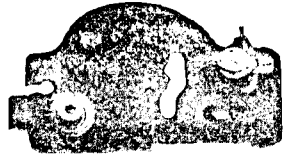


PLATE 12290—ONE-FOURTH SIZE


203204



204186



204184



203247



203202



204199



PLATE 12300—ONE-HALF SIZE

204193




203218



204165



213750



213123

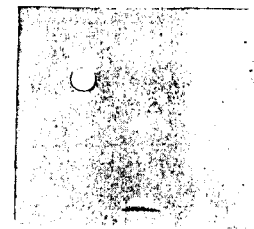


PLATE 12304—ONE-HALF SIZE

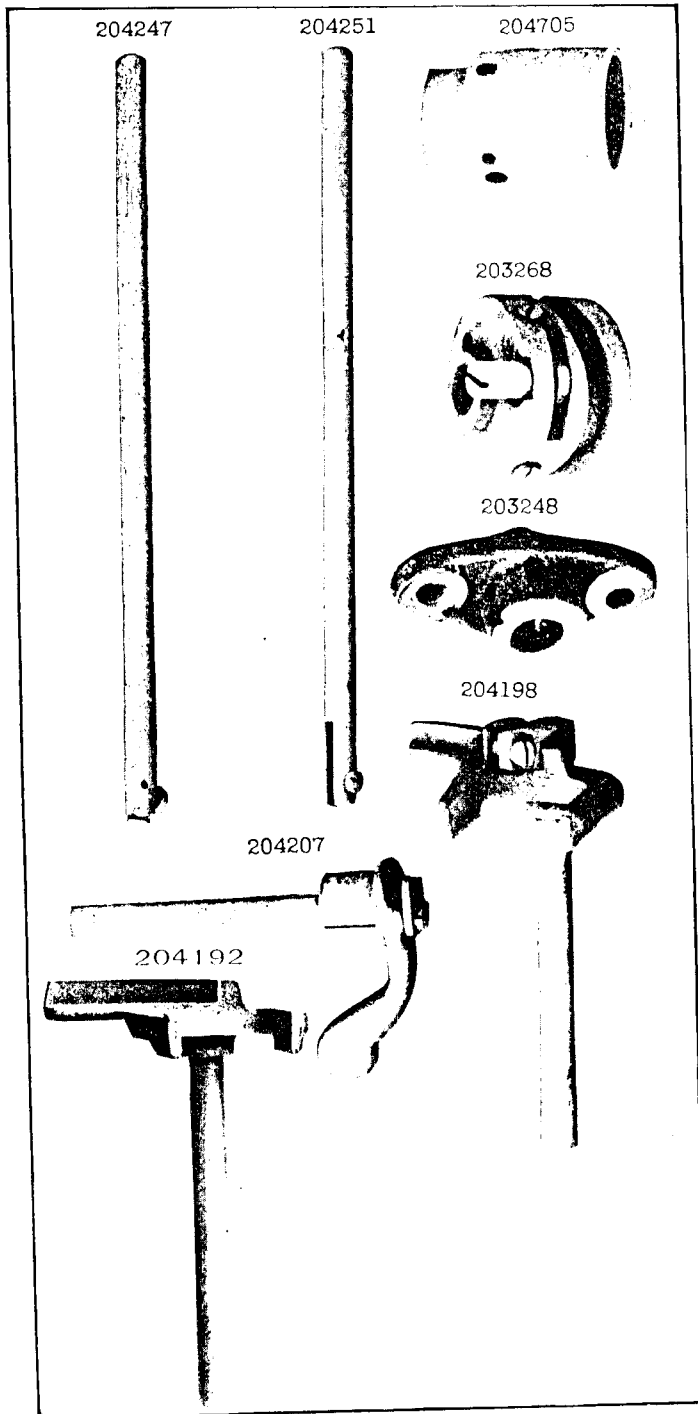


PLATE 12305—FULL SIZE




PLATE 12306-FULL SIZE

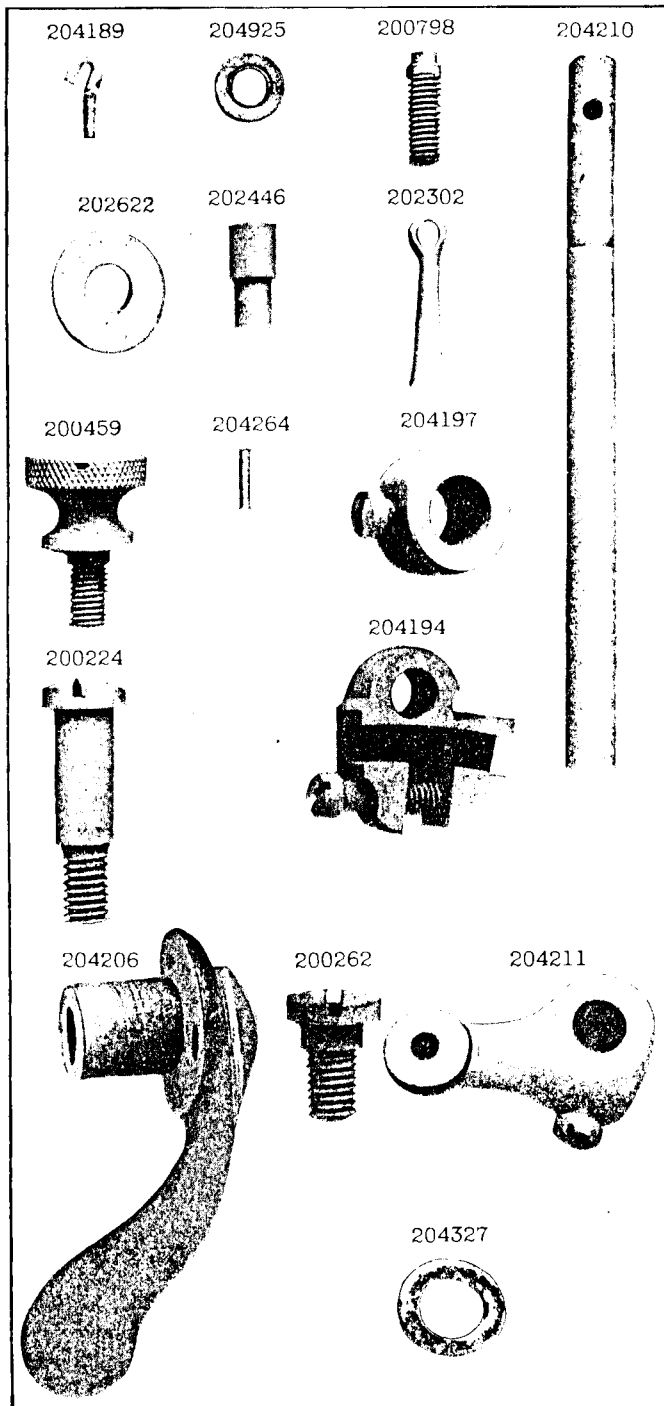


PLATE 12307-FULL SIZE

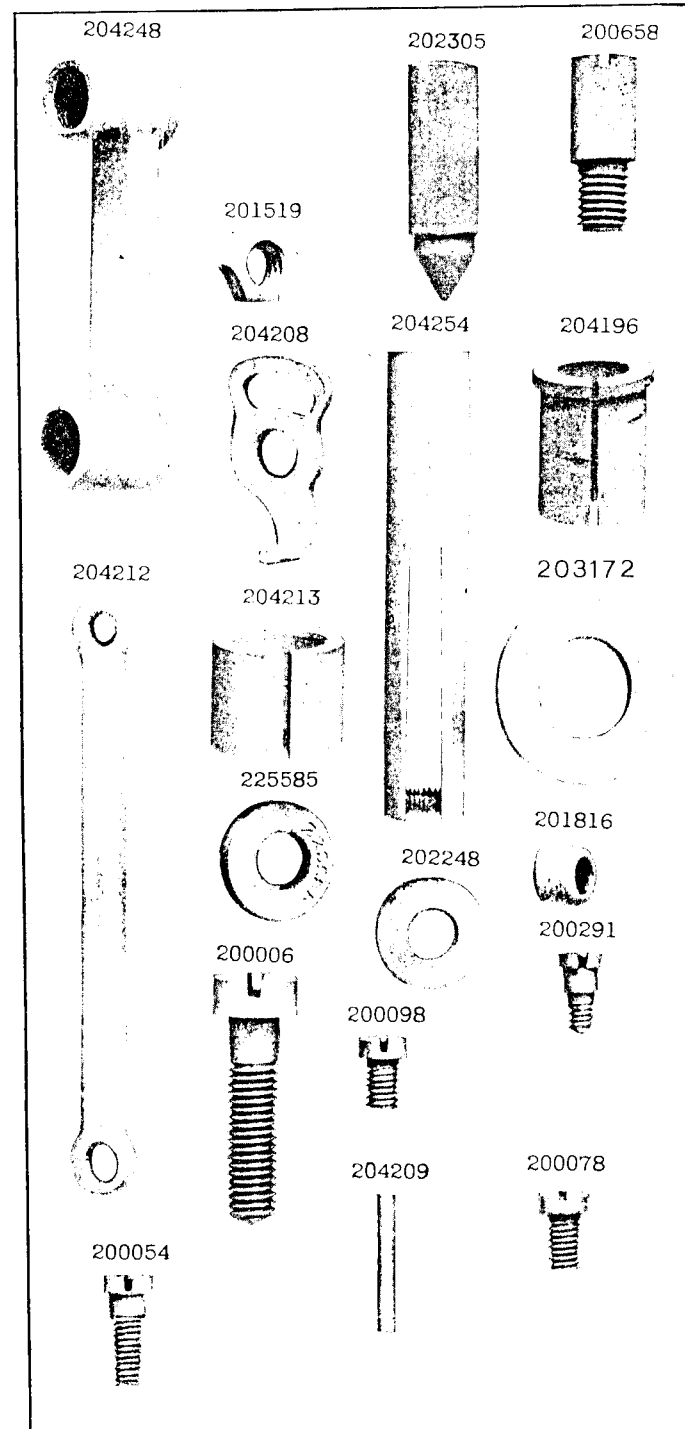


PLATE 12308—FULL SIZE

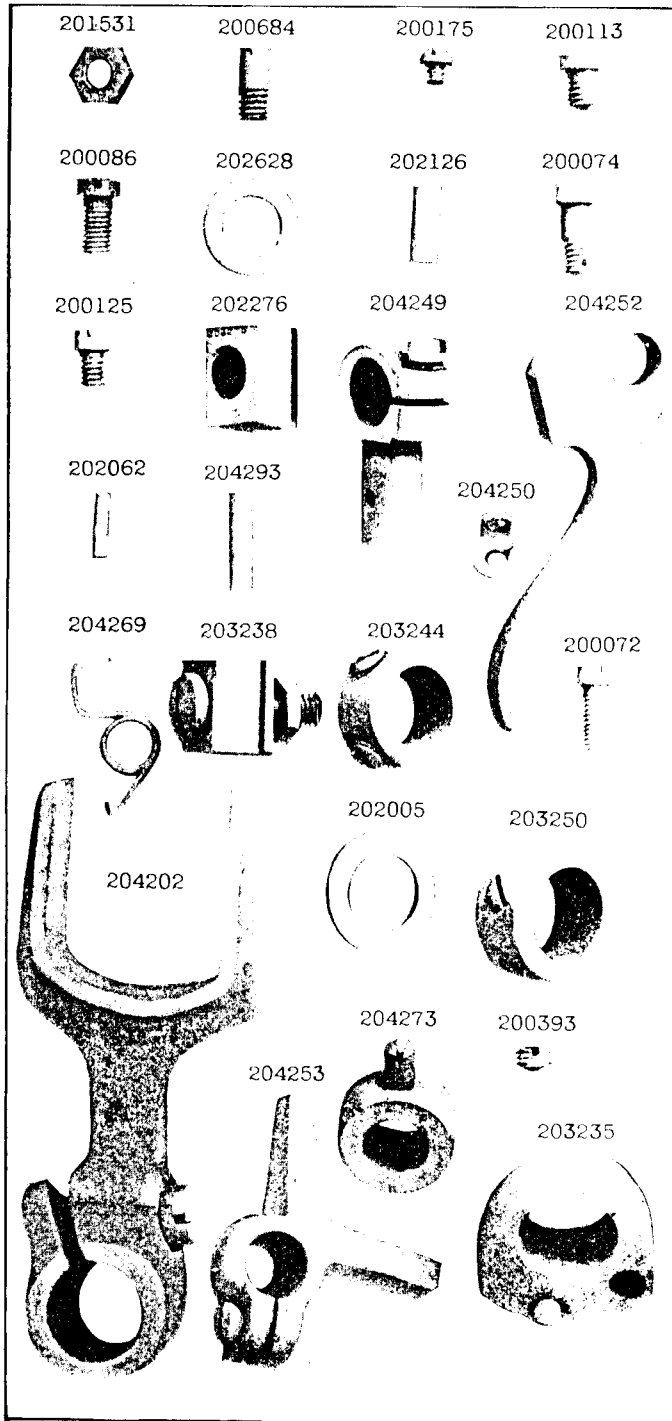


PLATE 12309—FULL SIZE




PLATE 12310—FULL SIZE

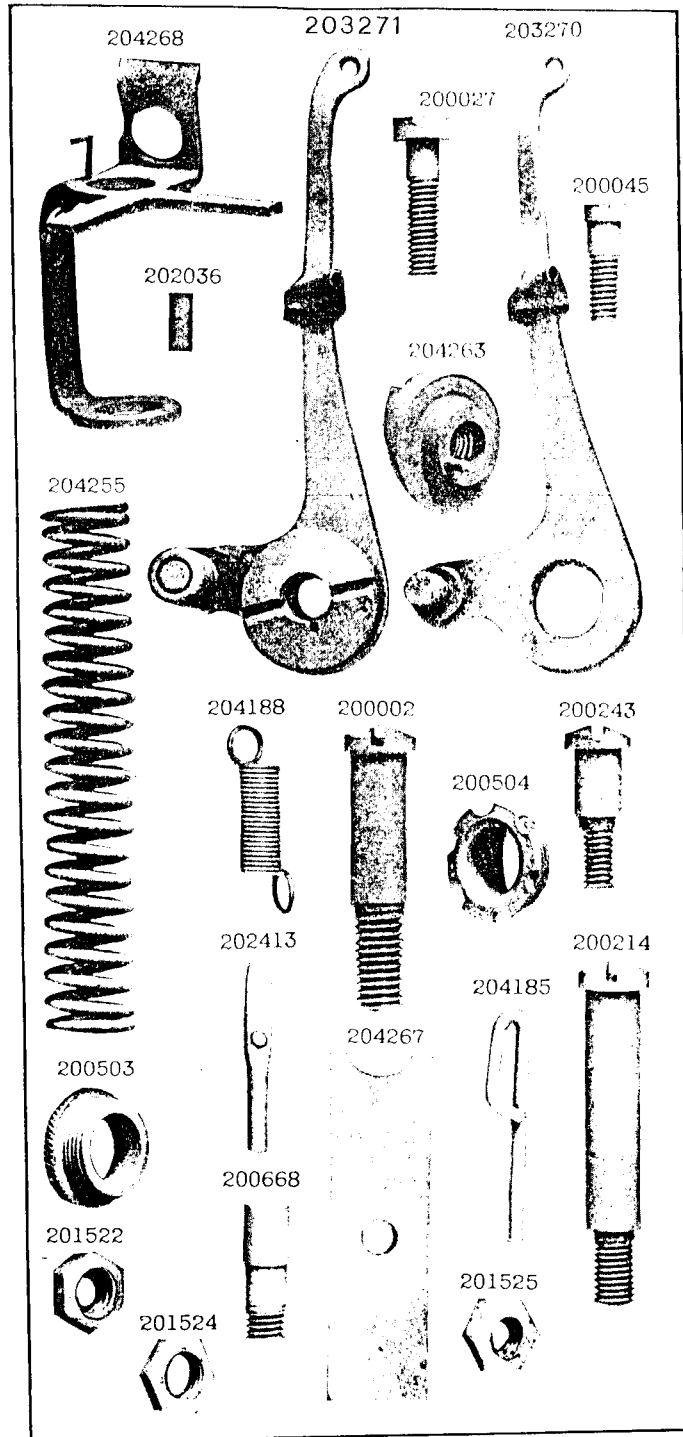


PLATE 12311—FULL SIZE

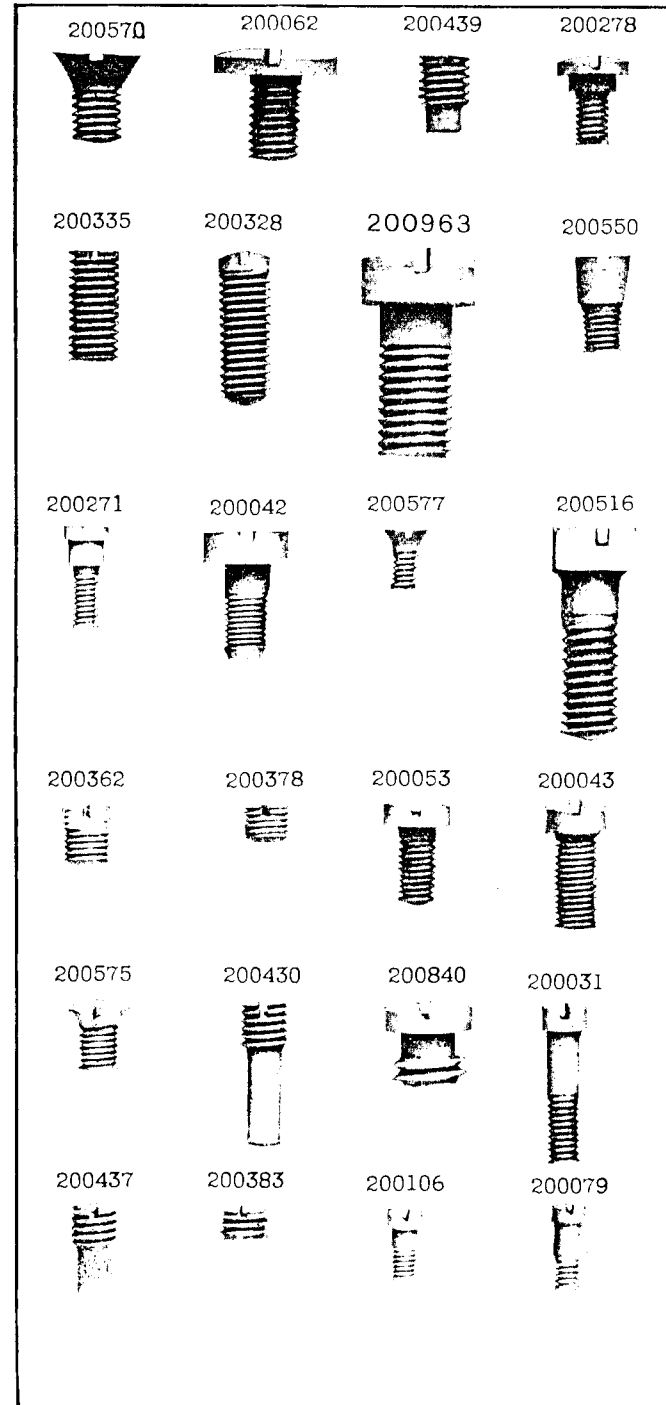


PLATE 12312—FULL SIZE

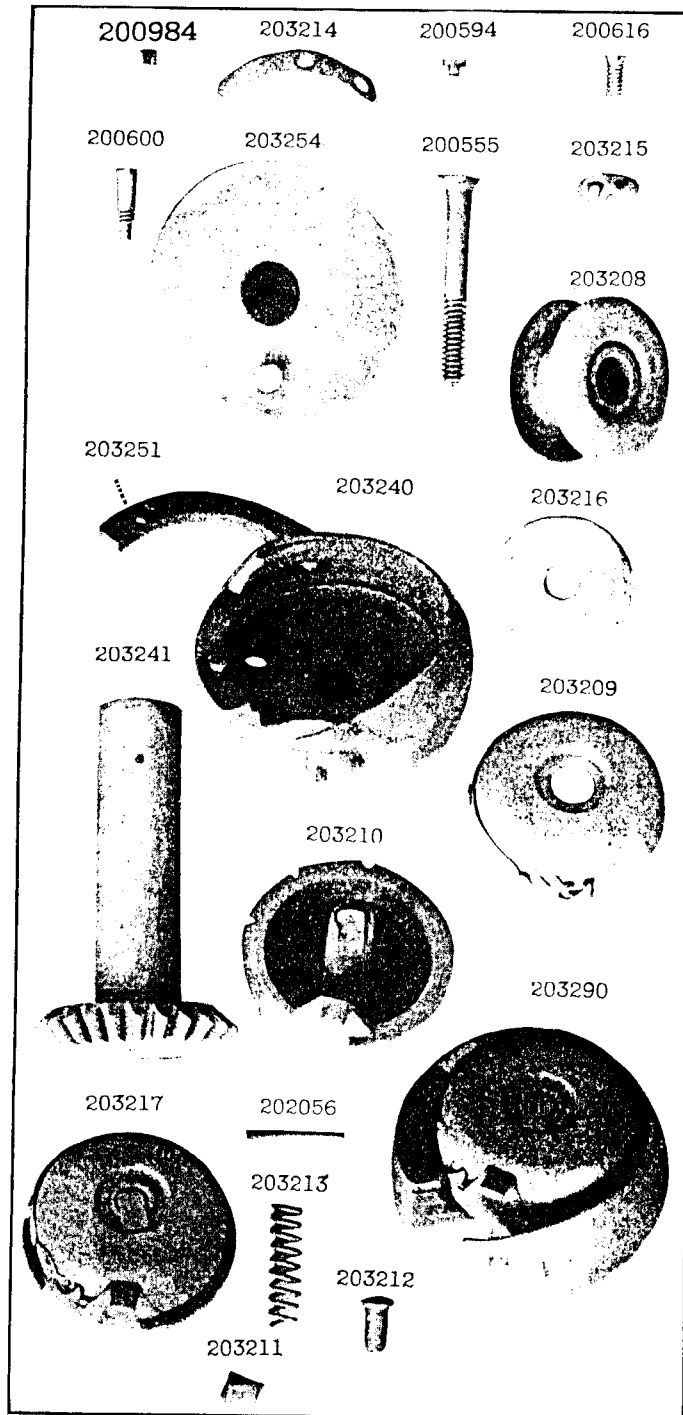


PLATE 12313—FULL SIZE

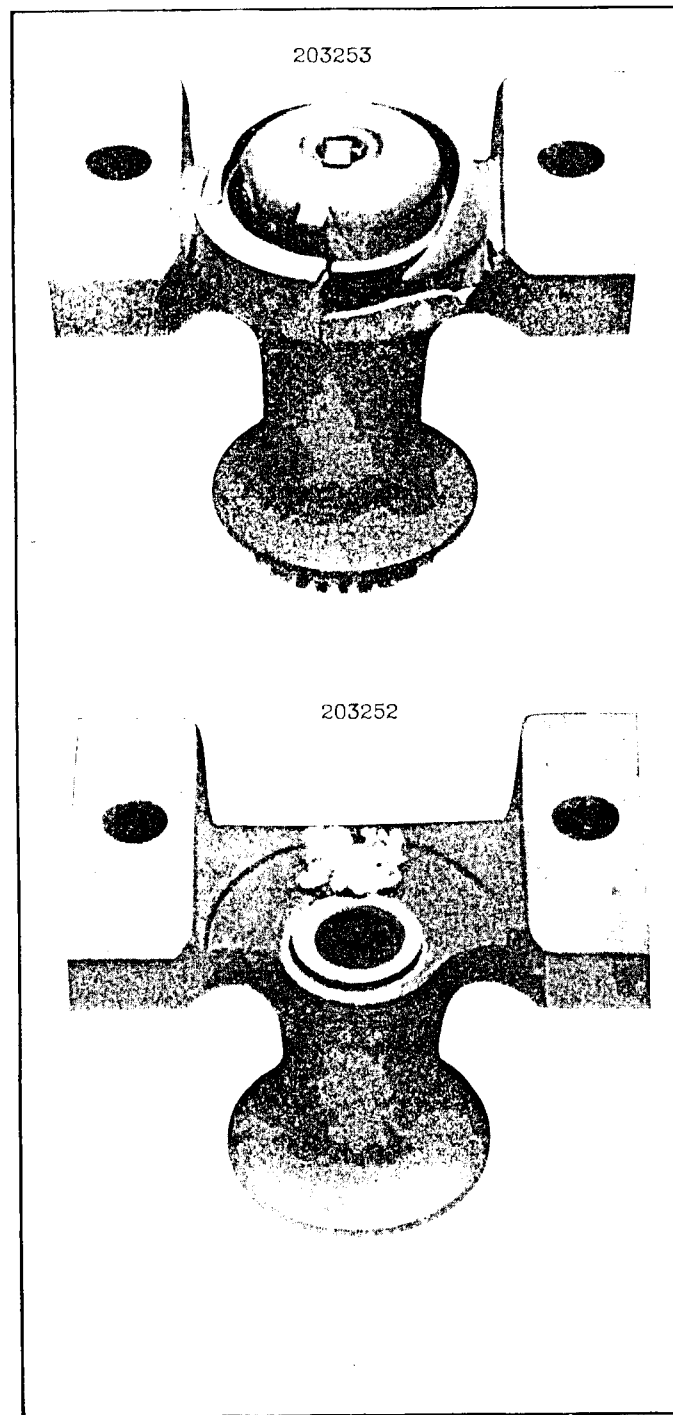


PLATE 12315—ONE-HALF SIZE

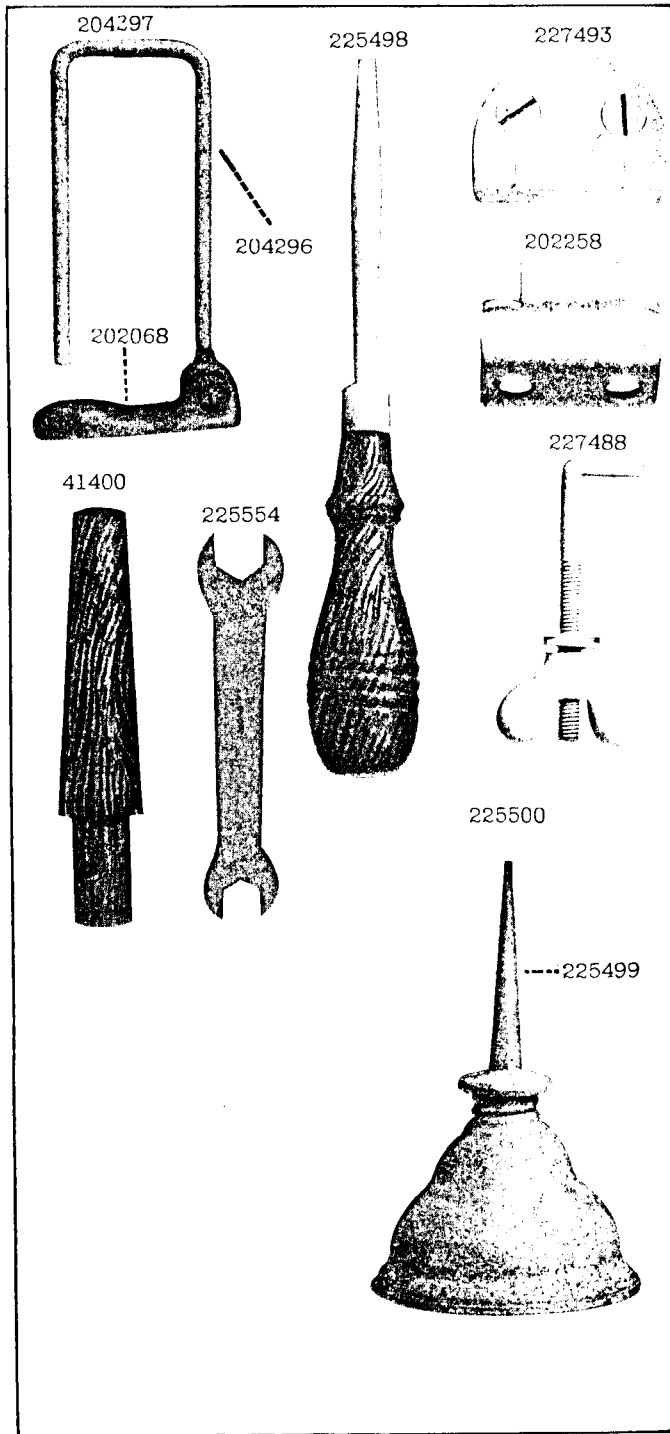


PLATE 12319—FULL SIZE




PLATE 12320—ONE-HALF SIZE

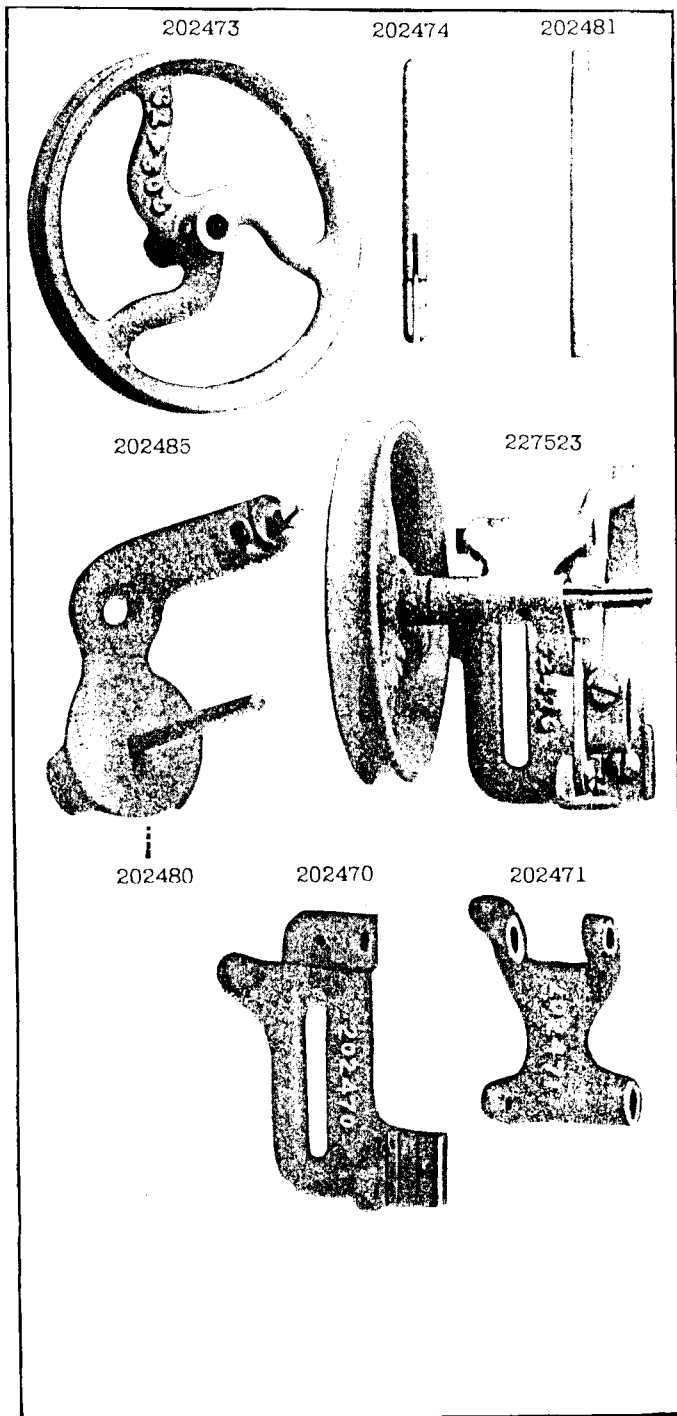


PLATE 12321—FULL SIZE

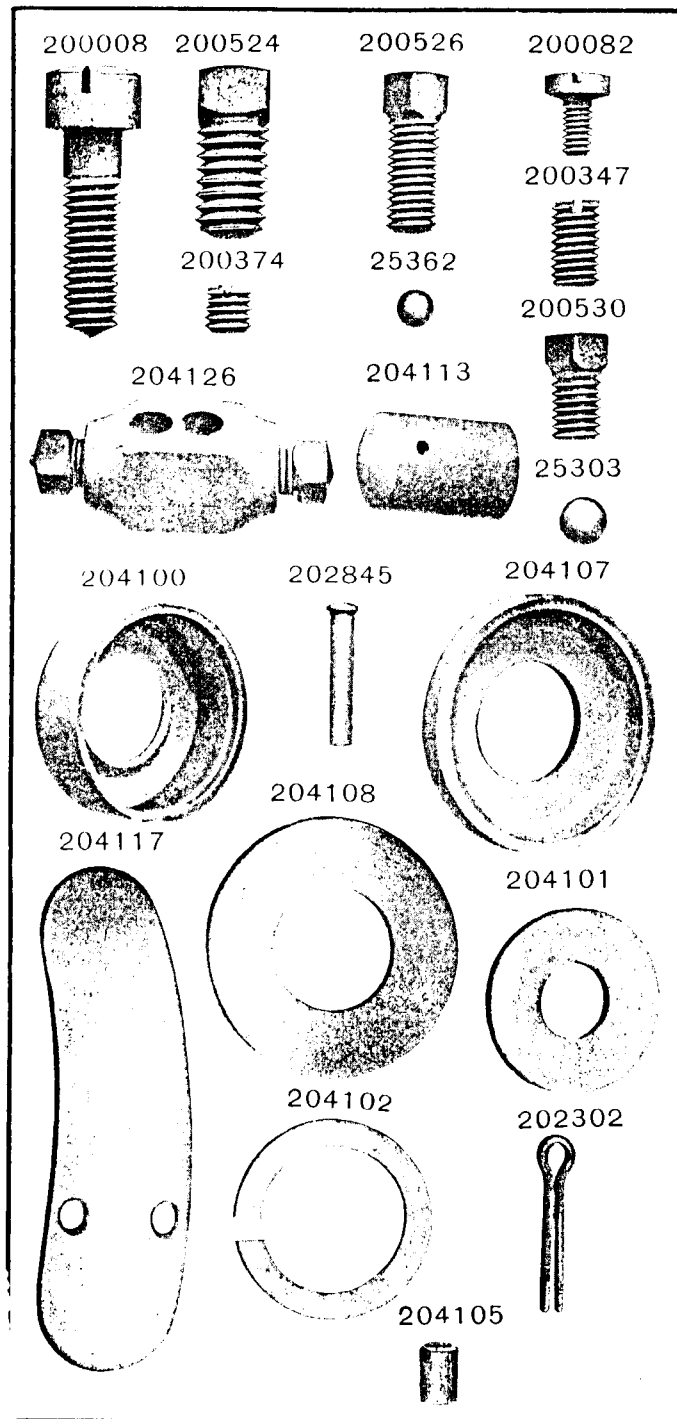


PLATE 12322-FULL SIZE

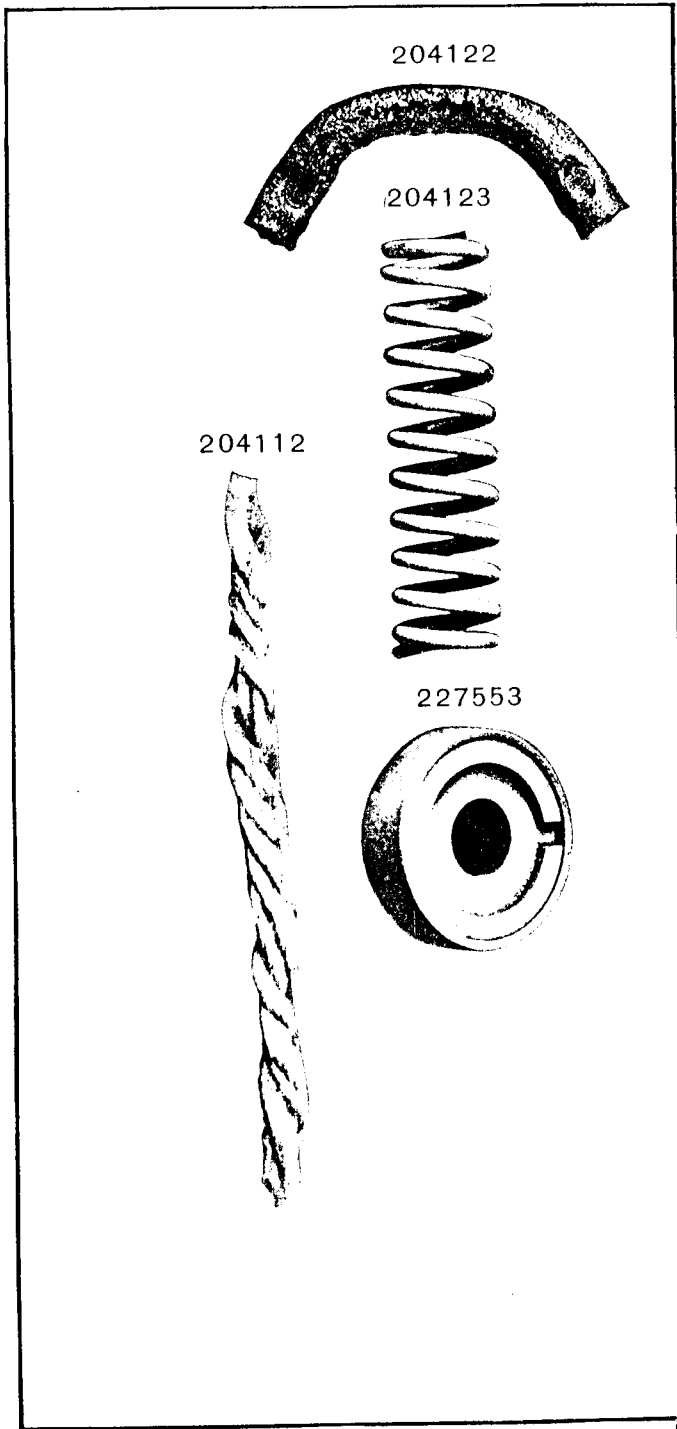


PLATE 12324-FULL SIZE

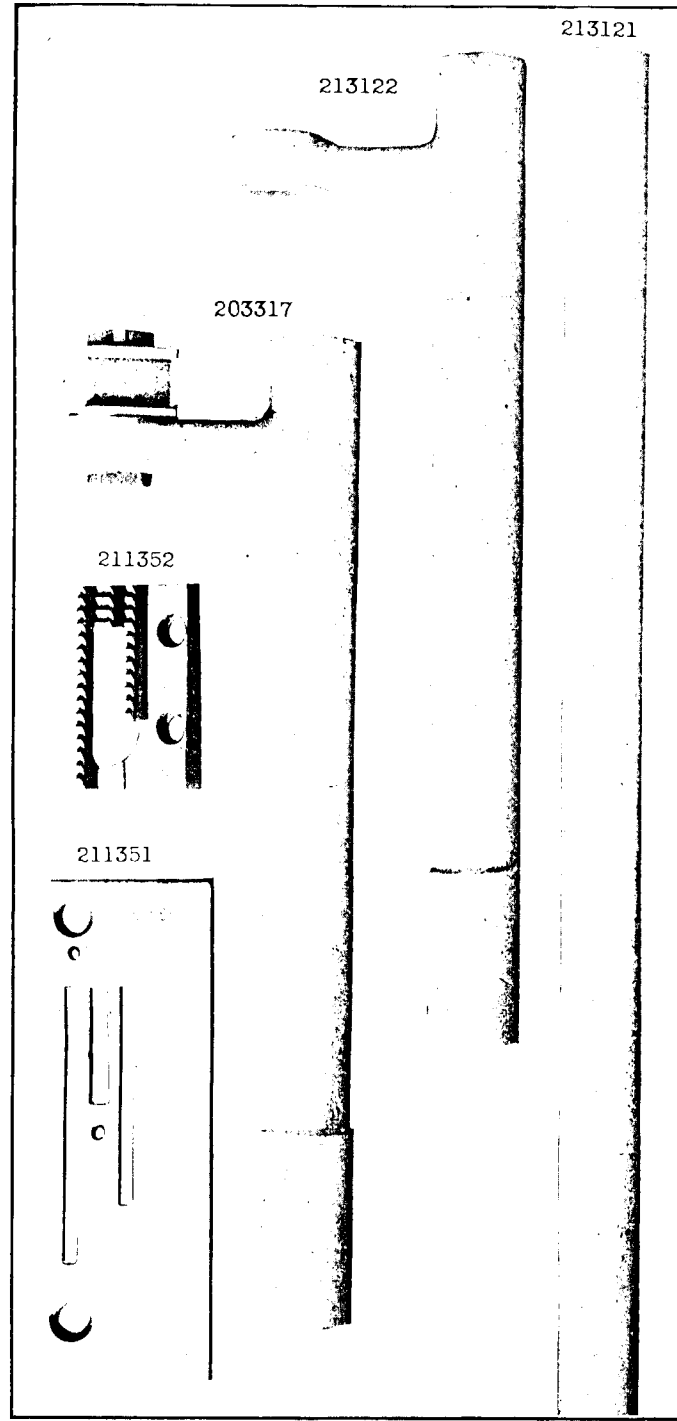


PLATE 12325-FULL SIZE

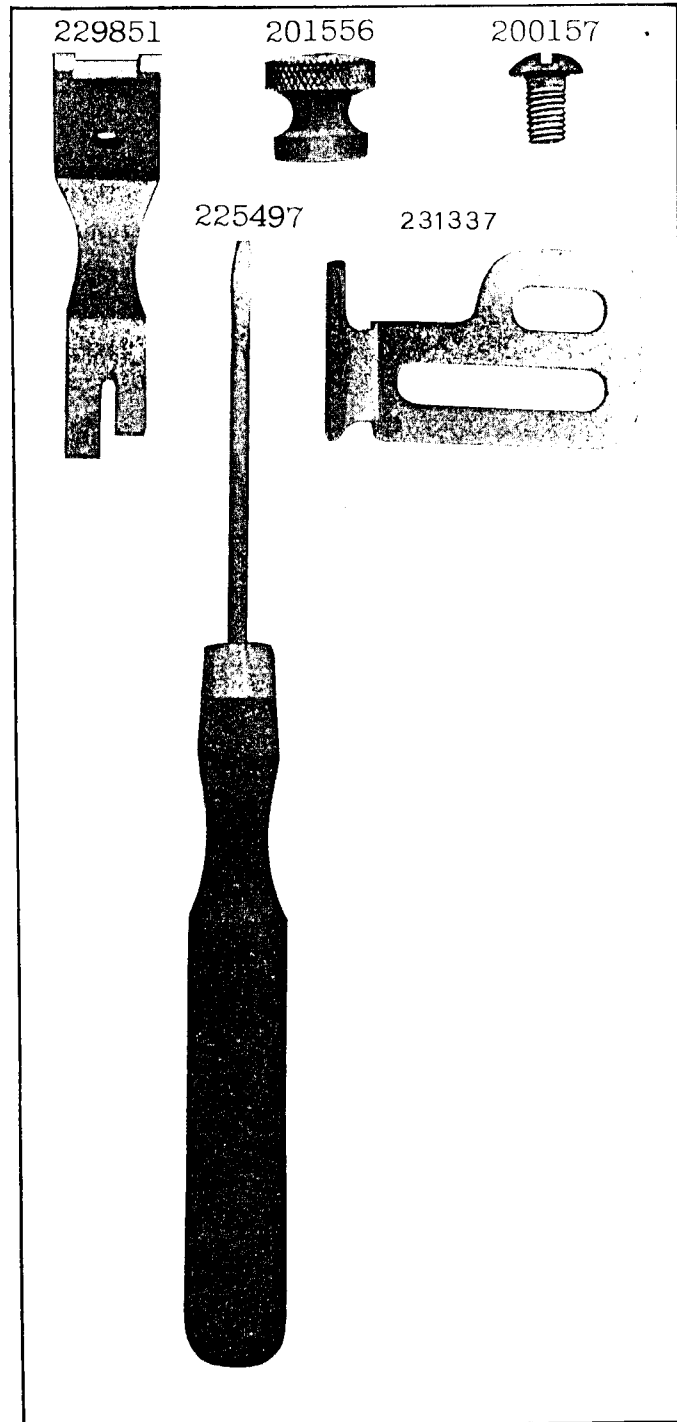


PLATE 12335-FULL SIZE

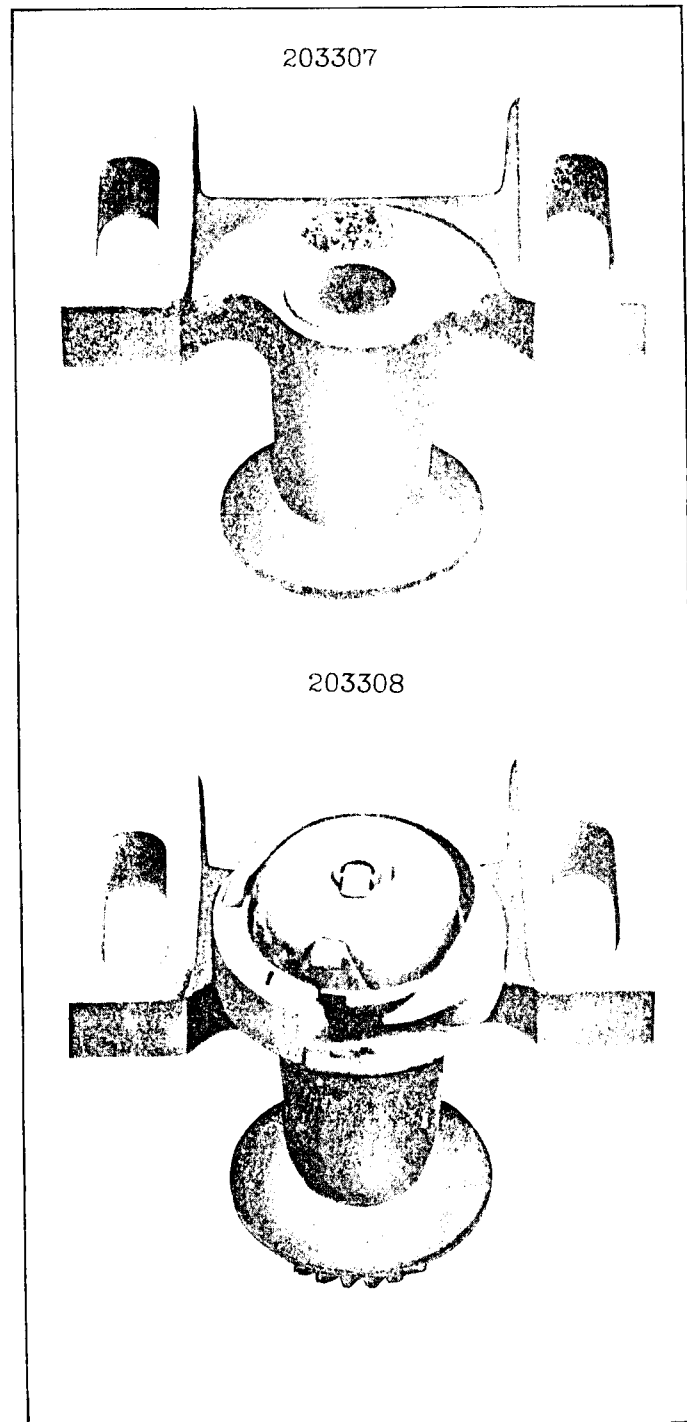


PLATE 12393-FULL SIZE

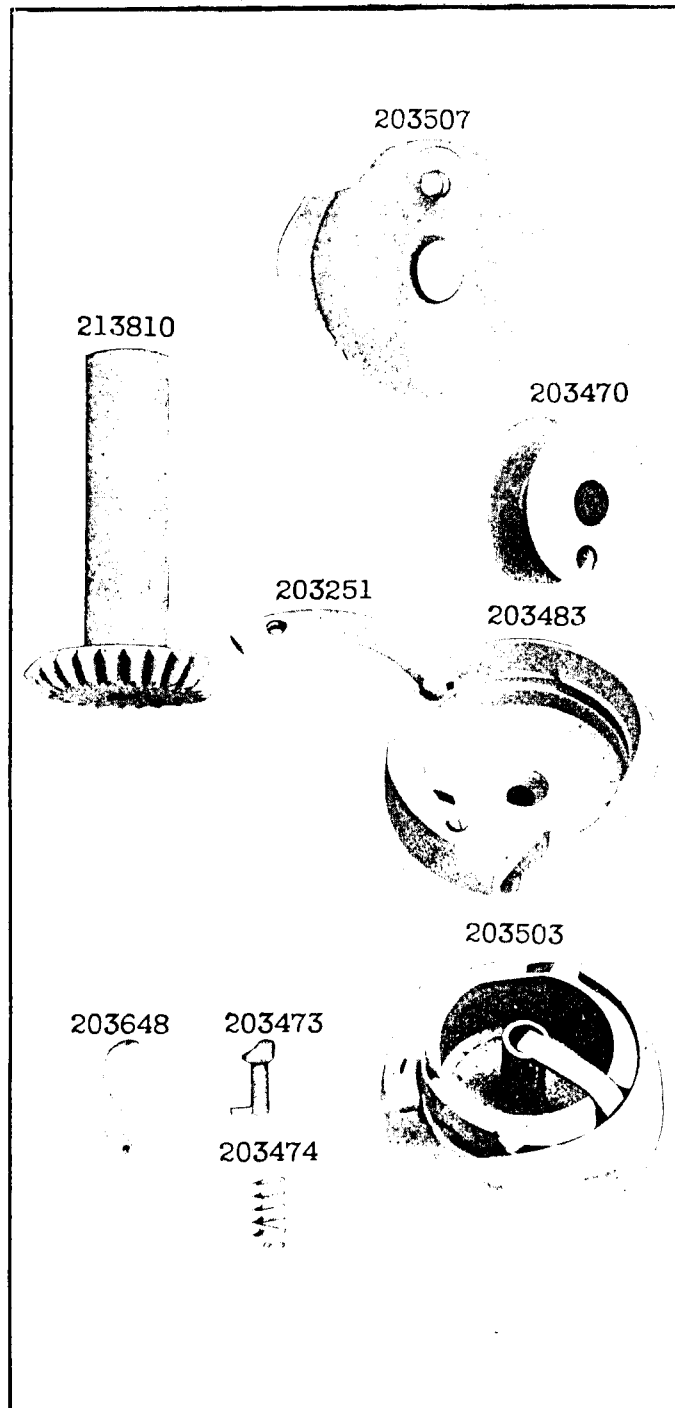


PLATE 12394-FULL SIZE

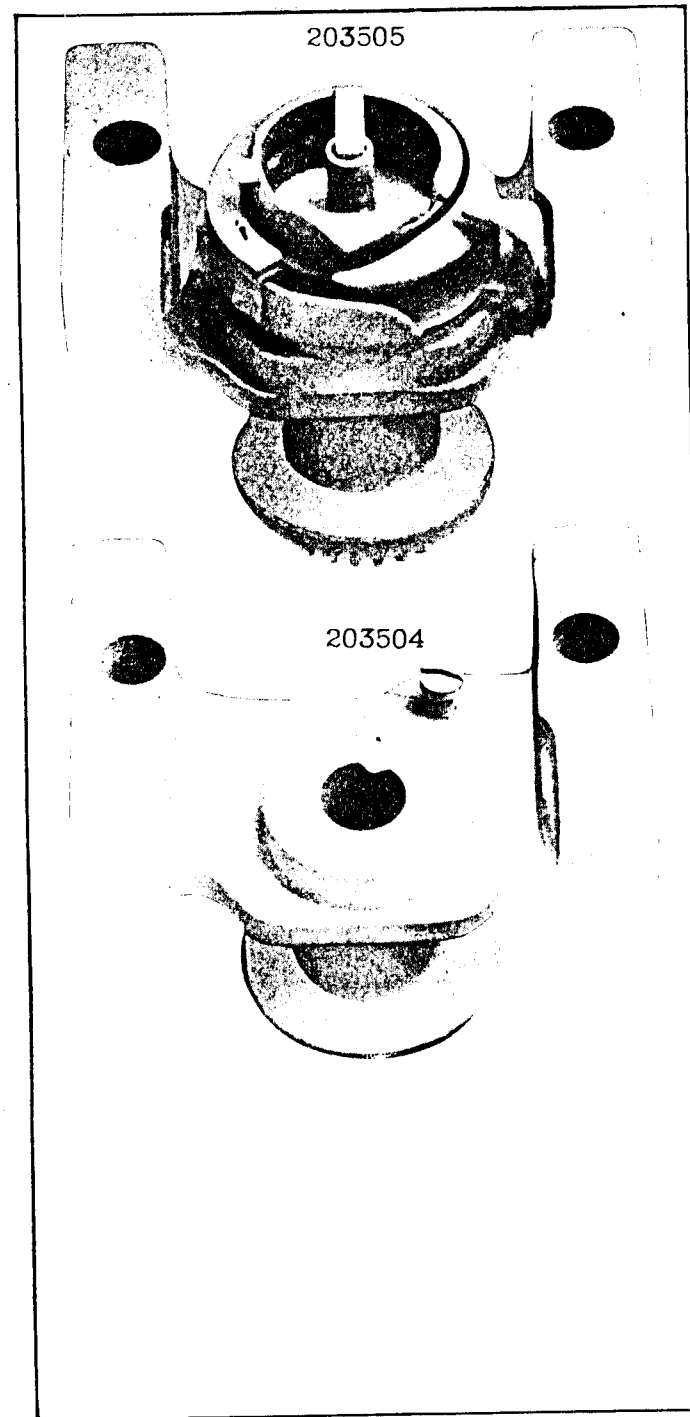


PLATE 13013-FULL SIZE

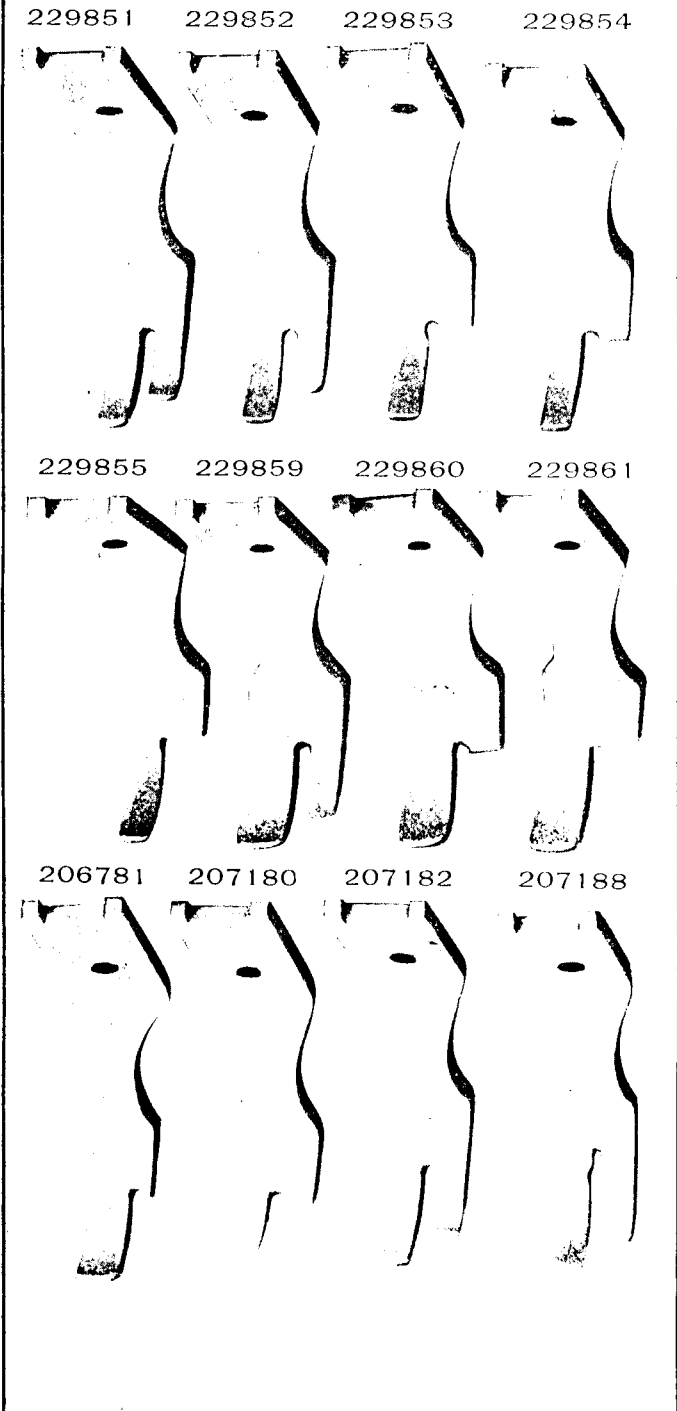


PLATE 13014-FULL SIZE

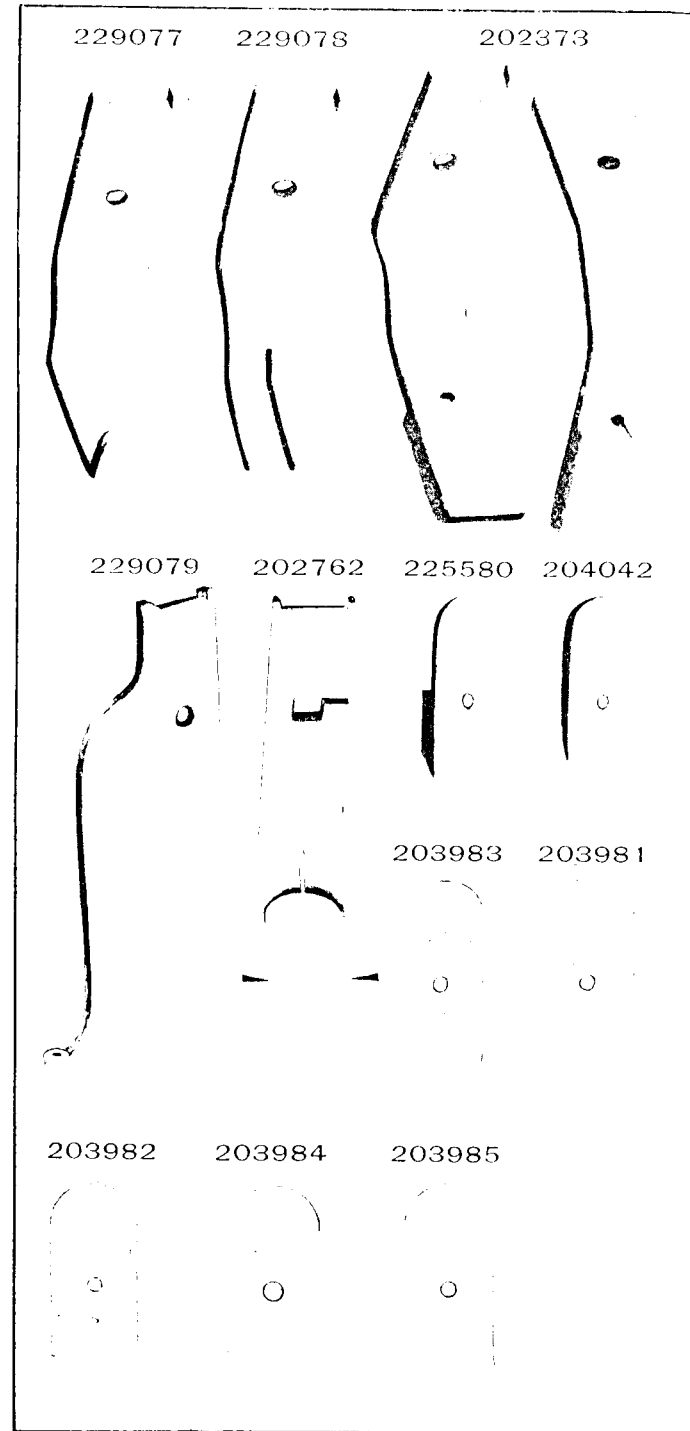


PLATE 13033 -FULL SIZE

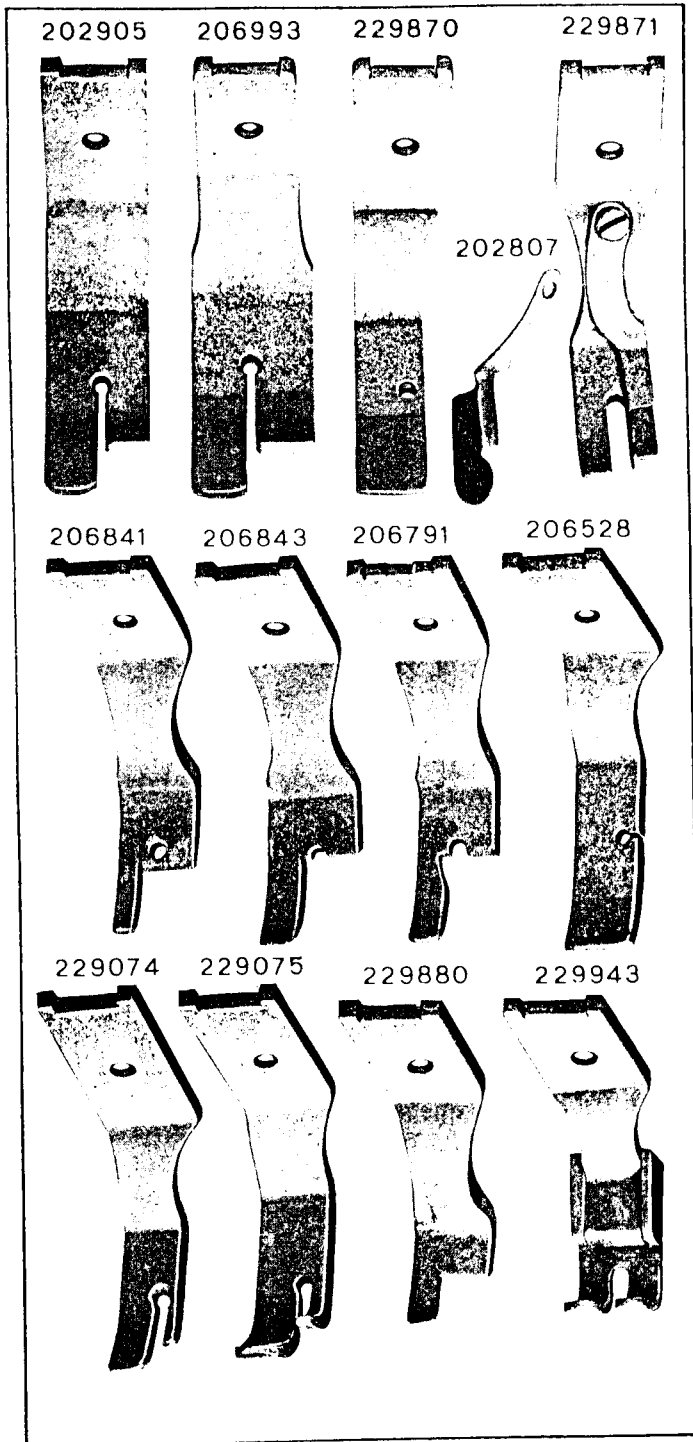


PLATE 13034 -FULL SIZE

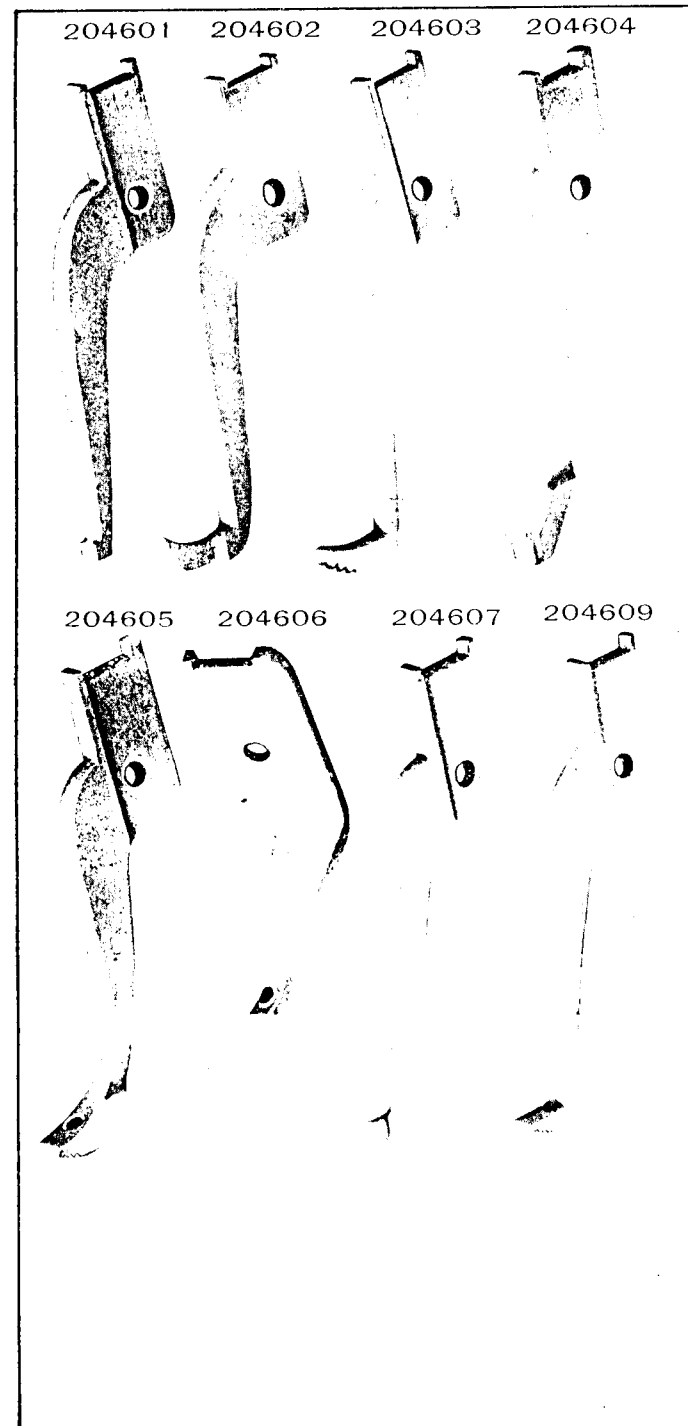


PLATE 13041-FULL SIZE

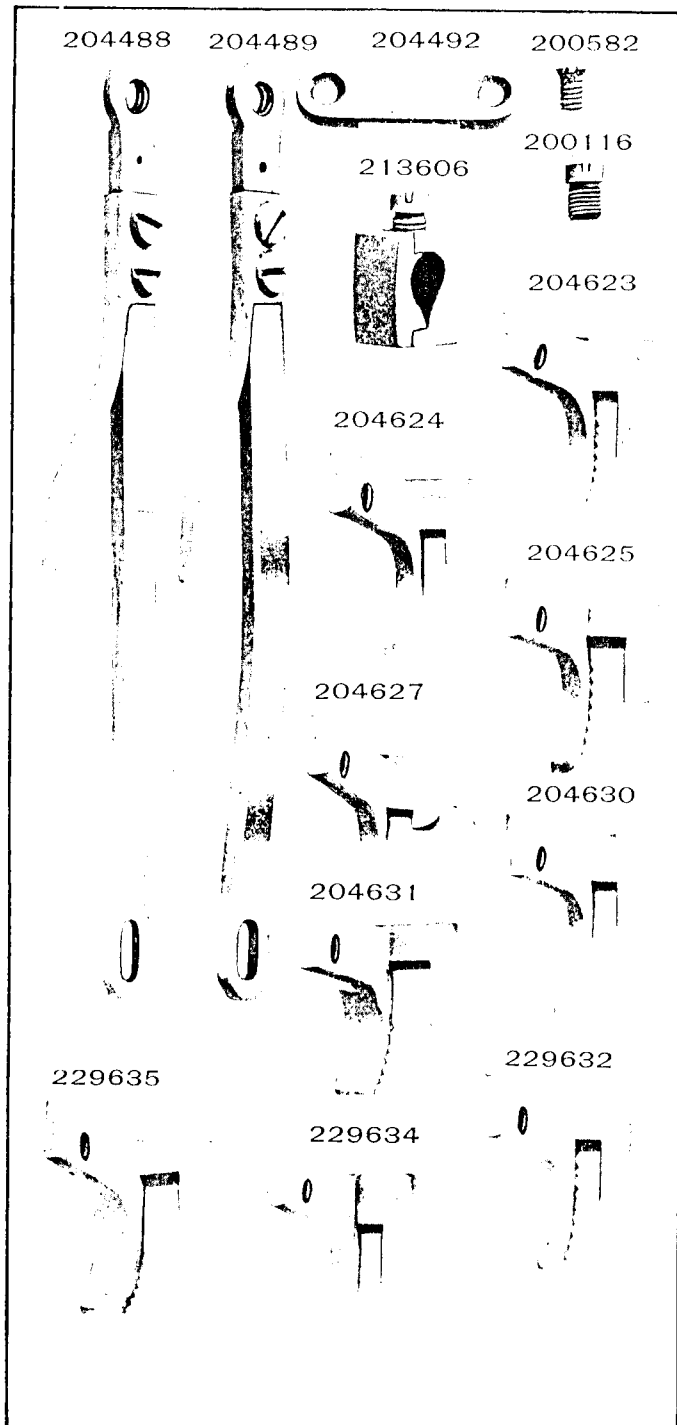


PLATE 13042-FULL SIZE

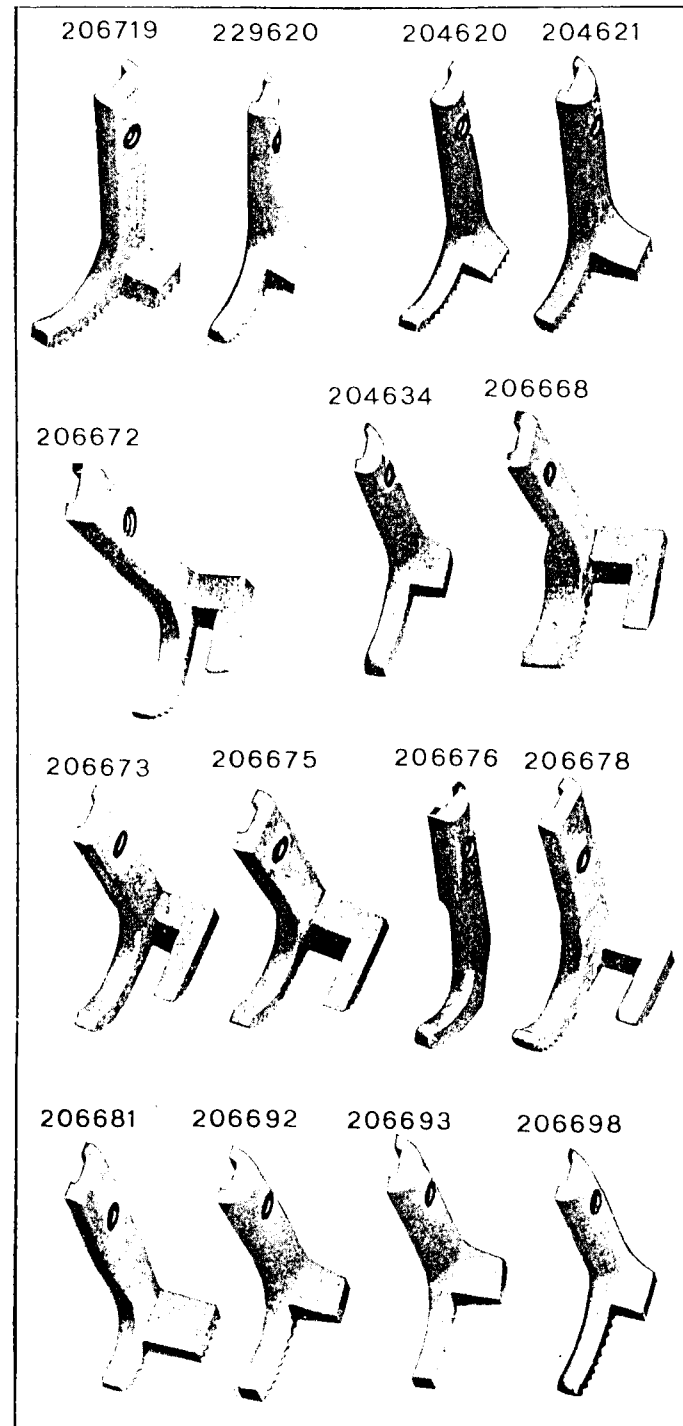


PLATE 13043 -FULL SIZE

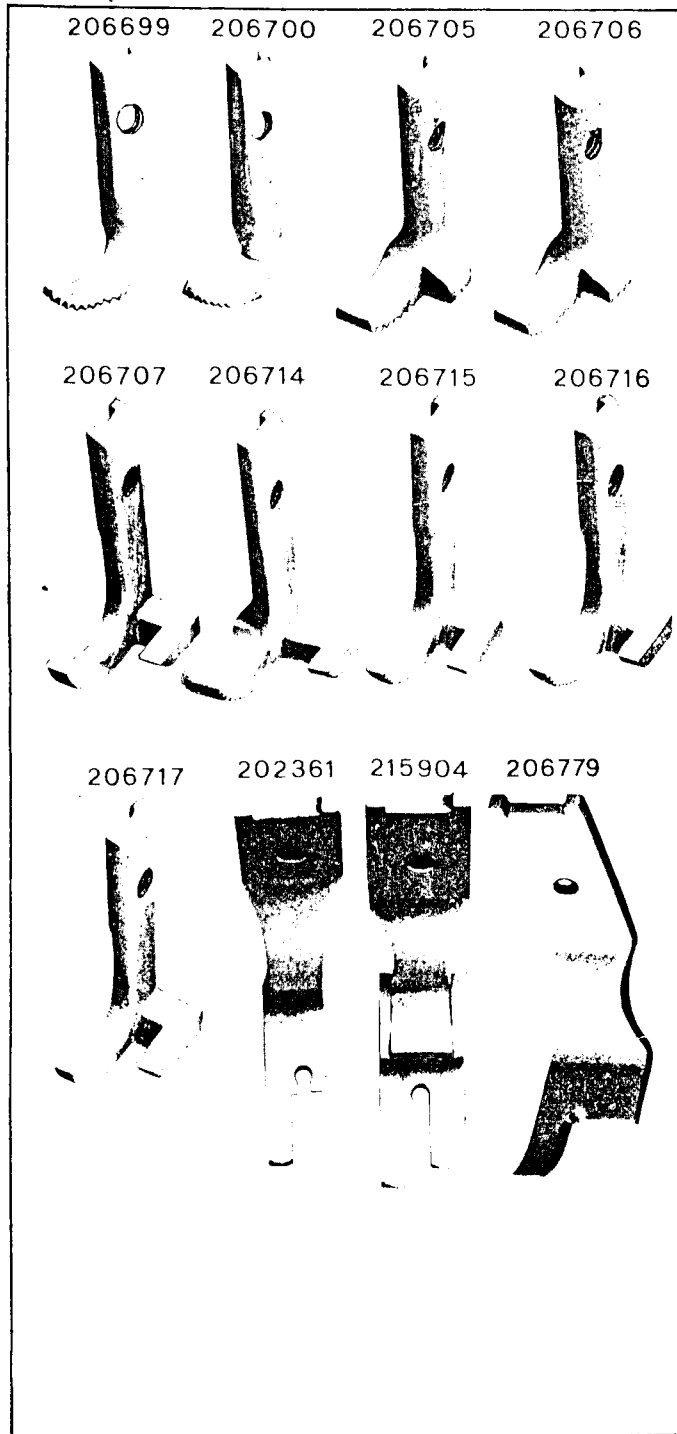


PLATE 13044 -FULL SIZE

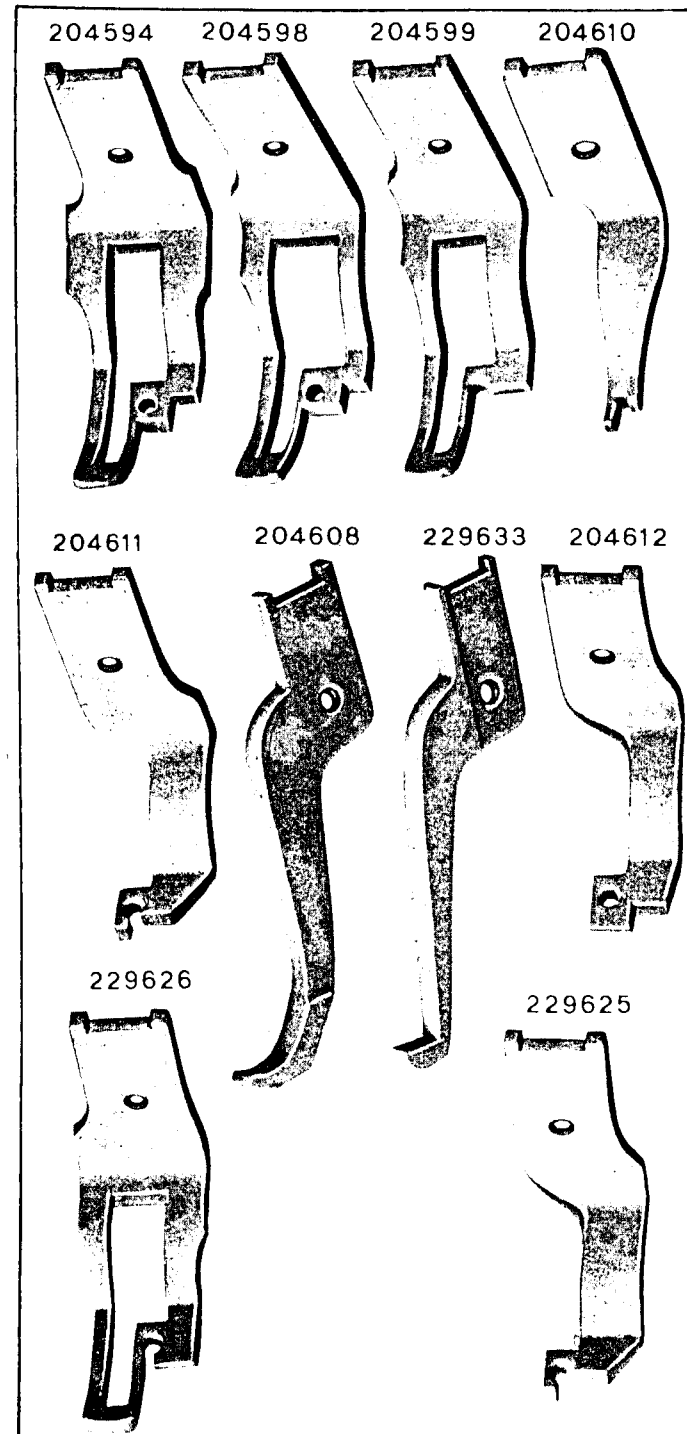




PLATE 14229 -ONE-HALF SIZE

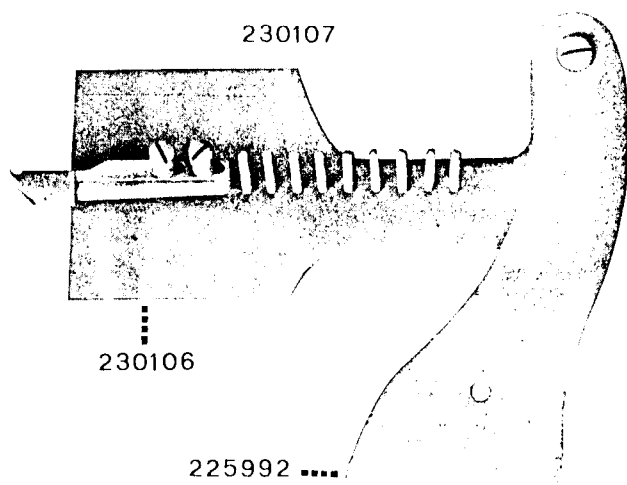
230313



230314



230107



230106

225992