


**SINGER**  
**112W115**

Form 2700w

(441)

Printed in U. S. A.

# LIST OF PARTS



MACHINE No. 112 w 115

® A TRADE MARK OF

THE SINGER MANUFACTURING COMPANY

# INSTRUCTIONS FOR ORDERING

5

In ordering from this list, use ONLY the PART number in the FIRST column.

The number stamped on a Sewing Machine Part is the number of the Single Part only, except when the part includes Set Screws, Clamping Screws, Studs and Rollers Spun on, Small Wires riveted, or Parts soldered together, etc., which it is necessary to furnish in combination.

Every combination of parts sent out has its specific number which, although not stamped on Parts (except in above case), must be used when ordering the combination.

Each number always indicates the SAME PART in whatever list it appears, or for whatever Machine.

The letters after some of the numbers indicate the style of finish only, as follows:

- A. Hardened, Polished, Nickel Plated and Buffed.
- B. Polished, Nickel Plated and Buffed.
- C. Hardened only.
- D. Polished only.
- E. Soft, not polished.
- F. Hardened and Polished.
- H. Blued.
- J. Nickel Plated only.
- R. Meritized.
- X. Black Oxide.
- XC. Hardened and Black Oxide.
- Y. Black Nickel only.

These letters MUST BE USED when they appear in the list and AFTER the number, as in the list.

In this series:

200001 to 201500 and 350001 to 351500 are Screw Numbers.

201501 to 201800 and 351501 to 351800 are Nut Numbers.

201801 to 202000 and 351801 to 352000 are Roller Numbers.

202001 to 350000 are Numbers of Machine Parts.


The figures in the second column refer only to the plate in which the illustration of the part is shown and are NOT TO BE USED in ordering.

Two or more numbers over a cut indicate that the difference between such parts is not visible in an illustration.

Parts marked with an asterisk (\*) are furnished when repairs are made at the factory.

## LIST OF PARTS COMPLETE

FOR



### MACHINE No. 112 w115

TWO NEEDLE. HIGH SPEED. COMPOUND FEED.  
FOR CORSETS, CLOAKS AND CLOTHING GENERALLY.

MADE IN GAUGES FROM 1/32 TO 1 1/2 INCHES.

No.	Plate	Name
*237175	-----	Arm with 202135
224002	16283	" Cap
200278H	16283	" " Screw
202248	16283	" " " Washer
204235	16646	" Position Pin (2)
200004E	16646	" Screw (3)
202205	16646	" " Washer (3)
224102	16283	" Shaft with 200357E and 224392
240802	16283	" " Bushing (back) with 202244
202244	16283	" " " " Oil Packing (wick)
200338C	16283	" " " " Set Screw
207080	16283	" " " (front) with 202244
202244	16283	" " " " Oil Packing (wick)
200502B	16283	" " " " Thumb Screw
200341C	16283	" " " " Set Screw

## INDEX

---

	Page
Accessories .....	16
Arm Cap and Thread Guide .....	28
Attachment Slide Plates .....	18
Bobbin Winder .....	16
Feed Dogs .....	18
Foot Lifter .....	28
Knee Lifter .....	17
Machine No. 112w115 .....	5
Miscellaneous Parts .....	30
Needle Holders .....	21
Numerical List of Parts .....	31
Presser Feet .....	21
Strip Reels .....	29
Thread Unwinder .....	18
Throat Plates .....	27



No.	Plate	Name
223639	16254	Feed Dog, 50 needle hole, for needle sizes 14 and 15, in gauges 3/16 and 7/32 in., for 224031
223638	16254	Feed Dog, 50 needle hole, for needle sizes 14 and 15, in gauges from 1/4 to 13/32 in., in steps of 1/32 in., for 223884
223634	16254	Feed Dog, 50 needle hole, for needle sizes 14 and 15, in gauges from 7/16 to 31/32 in., in steps of 1/32 in., for 224033
223641	16255	Feed Dog, 50 needle hole, for needle sizes 14 and 15, in gauges from 1 to 1-1/2 in., in steps of 1/32 in., for 224035
200106E	16254	Feed Dog Screw (2)
200376E	16245	" " Support Screw
201535E	16245	" " " " Nut
224106	16646	" Driving Connection with 200049D and 202277
201171C	16646	Feed Driving Connection Hinge Screw
201517E	16646	" " " " " Nut
202277	16646	" " " " " Oil
		Packing (wick)
202277	16646	Feed Driving Connection Oil Packing (wick)
200049D	16646	" " " " Pinch Screw
202300	16646	" " Eccentric Regulating Bracket
224107	16646	" " " " "
		202300 with 224108, two each 200256C and 201525E
224108	16646	Feed Driving Eccentric Regulating Bracket Flange with 200383C and 200437C
200437C	16646	Feed Driving Eccentric Regulating Bracket Flange Position Screw
200383C	16646	Feed Driving Eccentric Regulating Bracket Flange Set Screw
200256C	16646	Feed Driving Eccentric Regulating Bracket Hinge Screw
201525E	16646	Feed Driving Eccentric Regulating Bracket Hinge Screw Nut
202301	16646	Feed Driving Eccentric Regulating Bracket Plunger
202595	16646	Feed Driving Eccentric Regulating Bracket Plunger Spring
200607C	16646	Feed Driving Eccentric Regulating Bracket Plunger Spring Stop Screw
200256C	16646	Feed Driving Eccentric Regulating Bracket Stop Screw
201525E	16646	Feed Driving Eccentric Regulating Bracket Stop Screw Nut
200429C	16646	Feed Driving Eccentric Regulating Screw

No.	Plate	Name
200383C	16646	Feed Driving Eccentric Regulating Screw Check Screw
223650	16245	Feed Driving Rock Shaft
223651	16245	" " " " 223650 with 201518E 224051 and 350393C
223652	16245	Feed Driving Rock Shaft Crank with 200019E
200019E	16245	" " " " " Pinch Screw
202625	16245	" " " " " Stop Collar with two 200383C (2)
200383C	16245	Feed Driving Rock Shaft Stop Collar Set Screw
224154	16287	Feed Lifting Cam with 201220C
224052	16245	" " " " Fork with 200173D and 223655
200040C	16245	Feed Lifting Cam Fork Screw
225877	16245	" " " " " Washer
223655	16245	" " " " " Oiling Felt
200173D	16245	" " " " " Screw
201220C	16287	" " " " " Set Screw
224122	16283	" Regulating Spindle with 202311, 202443 and 202619
*202311	-----	Feed Regulating Spindle Head
202443	16283	" " " " " Pin
202319	16283	" " " " " Position Pin
*224016	-----	Hook (sewing)
224115	16284	" 224016 with 224025, 224100, two each 200590H and 201253F
237171	16284	Hook and Bobbin Case complete, Nos. 224115 and 237169
224019	16285	Hook Bushing (lower) (bronze)
200364C	16285	" " " " " Set Screw
224020	16285	" " (upper) (bronze)
200446C	16285	" " " " " Position Screw
223867	16287	" Driving Gear (spiral) with 200362C and 201222C (2)
201222C	16287	Hook Driving Gear Position Screw
200362C	16287	" " " " " Set Screw
224021	16285	" " " " " Pinion (spiral) with two 200382C
200382C	16285	Hook Driving Pinion Set Screw
224022	16285	" " " " " Thrust Washer
224110	16287	" " " " " Shaft
224111	16287	" " " " " Bushing with 202244
202244	16287	" " " " " Oil Packing (wick)
200327C	16287	" " " " " Set Screw
224112	16287	" " " " " Connection Belt Pulley with 202253 and two 201254C
201254C	16287	Hook Driving Shaft Connection Belt Pulley Set Screw

No.	Plate	Name
202253	16287	Hook Driving Shaft Connection Belt Pulley Spring Flange
224100	16284	Hook Gib
201253F	16284	" " Screw
223849	16285	" Saddle (left) with 200009E
223850	16286	" " (right) with 200009E
224023	16285	" " 223849 with 200364C,200446C, 224019 and 224020
224024	16286	Hook Saddle 223850 with 200364C,200446C, 224019 and 224020
223680	16287	Hook Saddle Bearing (left)
200327C	16287	" " " " Set Screw
223681	16287	" " " (right)
200335C	16287	" " " " Set Screw
223682	16287	" " Oil Guard
223814	16287	" " " " Felt
200096D	16287	" " " " Screw (2)
200009E	16285	" " Pinch Screw
200006E	16285	" " Screw (2)
225585	16285	" " " Washer (2)
224117	16285	Hook Saddle (left) complete, Nos. 200118D, 200364C, 223623, 224004, 224005, 224021 to 224023, 237171 and 265088
224118	16286	Hook Saddle (right) complete, Nos. 200118D, 200364C, 223623, 224004, 224005, 224021, 224022, 224024, 237171 and 265088
224025	16284	Hook Washer
200590H	16284	" " Screw
240067	16290	Knee Lifter Connection Lever
200262H	16290	" " " " Hinge Screw
223684	16290	" " " " Lifting Rod with 202302
202302	16290	Knee Lifter Connection Lever Lifting Rod Cotter Pin
206628	16290	Knee Lifter Connection Lever Lifting Rod Spring
227227	16290	Knee Lifter Connection Lever Lifting Rod Spring Collar with 200113F
200113F	16290	Knee Lifter Connection Lever Lifting Rod Spring Collar Set Screw
240068	16290	Knee Lifter Lifting Lever
200262H	16290	" " " " Hinge Screw
223686	16288	Needle Bar
202552	16288	" " Connecting Link
264718	16288	" " " " Oil Guard
201183D	16288	" " " " " Screw
202333	16288	" " " " Stud with 202254
202254	16288	" " " " Oil Packing (wick)

No.	Plate	Name
200374C	16288	Needle Bar Connecting Link Stud Set Screw
200383C	16288	" " " " " " " "
223688	16288	" " " Stud with 200072C and 202330
202330	16288	Needle Bar Connecting Stud Oil Packing (wick)
200072C	16288	Needle Bar Connecting Stud Pinch Screw
202692	16288	" " Crank with 200335C, 200374C, 200383C, 200428C and 202333
223877	16288	Needle Bar Crank 202692 with 202399, 202400 202552, 223688 and 223881
203172	16288	Needle Bar Crank Friction Washer
200428C	16288	" " " Position Screw
200335C	16288	" " " Set Screw
237339	16288	" " Rock Frame
210910	16288	" " " Hinge Stud with 202277
202277	16288	" " " " " Oil Packing (wick)
200347C	16288	Needle Bar Rock Frame Hinge Stud Set Screw
202666	16288	Needle Bar Rock Frame Position Bracket
200098F	16288	" " " " " " " Screw
223690	16609	Needle Bar Rock Frame Rock Shaft
223691	16609	" " " " " " 223690 with 200387C and 210920
223692	16609	Needle Bar Rock Frame Rock Shaft Crank with 200029E
223693	16646	Needle Bar Rock Frame Rock Shaft Crank Connection with 202277
200833C	16646	Needle Bar Rock Frame Rock Shaft Crank Connection Hinge Screw
201522E	16646	Needle Bar Rock Frame Rock Shaft Crank Connection Hinge Screw Nut
202277	16646	Needle Bar Rock Frame Rock Shaft Crank Connection Oil Packing (wick)
200029E	16609	Needle Bar Rock Frame Rock Shaft Crank Pinch Screw
202668	16609	Needle Bar Rock Frame Slide Block
210920	16609	" " " " " " 202668 with 201141C
201141C	16609	Needle Bar Rock Frame Slide Block Stud
200387C	16609	" " " " " " " Set Screw
236649	16288	Needle Holder, needles 1/8 in. apart and must be set diagonally, in gauges 1/32 3/64 and 1/16 in., with 201030F and two 200141F

No.	Plate	Name
223878	16288	Needle Holder, in gauges from 3/32 to 15/32 in., in steps of 1/32 in., with 201030F and two 200141F
223863	16288	Needle Holder, in gauges from 1/2 to 3/4 in., in steps of 1/32 in., with 201030F and two 200141F
223880	16288	Needle Holder, in gauges from 25/32 to 1-1/2 in., in steps of 1/32 in., with 201030F and two 200141F
201030F	16288	Needle Holder Screw
200141F	16288	" Set Screw
208566	15842	Presser Bar with 200074F
207072	15842	" " Bushing (2)
200352C	15842	" " " Set Screw (2)
202671	15842	" " Lifter
200653C	15842	" " " Hinge Screw
207963	15842	" " Lifting Releasing Lever Bracket
200975F	15842	" " " " "
		Guide Screw
206608	15842	Presser Bar Lifting Releasing Lever Bracket Spring
202337	15842	Presser Bar Position Guide
202338	15842	" " " " Lever with 200086F
200086F	15842	Presser Bar Position Guide Lever Pinch Screw
200352C	15842	Presser Bar Position Guide Set Screw
207965	16290	" " Spring (flat)
210949	15842	" " " Bracket with 200086C
200086C	15842	" " " " Pinch Screw
200538C	16290	" " " Regulating Screw
200948F	16290	" " " Support Screw
230795	16292	" Foot Hinge Pin
224126	16292	" " Plate, for 224127
223798	16296	" " " " 223799
224061	16296	" " " " 224062
224079	16296	" " " " 224080
224081	16296	" " " " 224082
224083	16296	" " " " 224084
223770	16296	" " " " 223771
224067	16297	" " " " 224068
224085	16297	" " " " 224086
224087	16297	" " " " 224088
224077	16297	" " " " 224078
224132	16296	" " " " 224133
224157	16292	" " " " 224158
200074F	15842	" " Screw
223309	16292	" " Shank

No.	Plate	Name
224127	16292	Presser Foot (hinged) complete, 50 needle hole, needles 1/8 in. apart, in gauges 1/32, 3/64 and 1/16 in., Nos. 223309, 224126 and 230795
224158	16292	Presser Foot (hinged) complete, 50 needle hole, in gauges 3/32 and 1/8 in., Nos. 223309, 224157 and 230795
223799	16296	Presser Foot (hinged) complete, 50 needle hole, in gauges 5/32 and 3/16 in., Nos. 223309, 223798 and 230795
224062	16296	Presser Foot (hinged) complete, 50 needle hole, in gauges 7/32, 1/4, 9/32 and 5/16 in., Nos. 223309, 224061 and 230795
224080	16296	Presser Foot (hinged) complete, 50 needle hole, in gauges 11/32, 3/8, 13/32 and 7/16 in., Nos. 223309, 224079 and 230795
224082	16296	Presser Foot (hinged) complete, 50 needle hole, in gauges 15/32, 1/2, 17/32 and 9/16 in., Nos. 223309, 224081 and 230795
224084	16296	Presser Foot (hinged) complete, 50 needle hole, in gauges 19/32 and 5/8 in., Nos. 223309, 224083 and 230795
223771	16296	Presser Foot (hinged) complete, 50 needle hole, in gauges 21/32, 11/16, 23/32 and 3/4 in., Nos. 223309, 223770 and 230795
224133	16296	Presser Foot (hinged) complete, 50 needle hole, in gauges from 25/32 to 15/16 in., in steps of 1/32 in., Nos. 223309, 224132 and 230795
224068	16297	Presser Foot (hinged) complete, 50 needle hole, in gauges 31/32, 1, 1-1/32 and 1-1/16 in., Nos. 223309, 224067 and 230795
224086	16297	Presser Foot (hinged) complete, 50 needle hole, in gauges 1-3/32, 1-1/8, 1-5/32 and 1-3/16 in., Nos. 223309, 224085 and 230795
224088	16297	Presser Foot (hinged) complete, 50 needle hole, in gauges from 1-7/32 to 1-7/16 in., in steps of 1/32 in., Nos. 223309, 224087 and 230795
224078	16297	Presser Foot (hinged) complete, 50 needle hole, in gauges 1-15/32 and 1-1/2 in., Nos. 223309, 224077 and 230795
223881	16288	Take-up Lever
202399	16288	" " Driving Stud with 202277
202277	16288	" " " " Oil Packing (wick)
202400	16288	Take-up Lever Hinge Stud with 202423
202423	16288	" " " " Oil Packing (wick)



No.	Plate	Name
200363C	16288	Take-up Lever Hinge Stud Set Screw
202401	15842	" " Oiling Felt
200132E	15842	" " " " Screw
223702	16289	Tension Bracket with two each 201224B and 236060
200159F	16289	Tension Bracket Screw
223705	16289	Tension Bracket complete, Nos. 200978H, 201199F, 223702, 223703, 223706, 237174, two each 13710, 200309E, 204271, 223704, three 201572B and four 244048
244048	16289	Tension Disc
236060	16289	" " Position Pin
223703	16289	" Release Lever
235072	15842	" " " Rod
200309E	16289	" " " Screw
223704	16289	" " Plunger
204271	16289	" " Washer
13710	16289	" Spring
201224B	16289	" Stud
201572B	16289	" Thumb Nut
223706	16289	Thread Controller Disc
200978H	16289	" " " Screw
237174	16289	" " Spring
241360	16289	" " Stop
200132E	16289	" " " Screw
201199F	16289	" " Stud with 204925
200061C	16289	" " " Set Screw
201572B	16289	" " Thumb Nut
204925	16289	" " Washer
224028	16283	" Guide
224040	16289	" " "
210954	16289	" " (lower)
210955	16289	" " (upper)
200582H	16289	" " Screw (4)
240034	16289	" Retainer (2)
200366H	16289	" " Set Screw (2)
224059	16298	Throat Plate, for 224058, in gauges 1/32, 3/64 and 1/16 inch
224030	16254	Throat Plate, for 223637, in gauges 3/32, 1/8 and 5/32 inch
224031	16254	Throat Plate, for 223639, in gauges 3/16 and 7/32 inch
223884	16254	Throat Plate, for 223638, in gauges from 1/4 to 13/32 in., in steps of 1/32 inch
224033	16254	Throat Plate, for 223634, in gauges from 7/16 to 31/32 in., in steps of 1/32 inch
224035	16255	Throat Plate, for 223641, in gauges from 1 to 1-1/2 in., in steps of 1/32 inch

No.	Plate	Name
200161D	16254	Throat Plate Clamp Screw
203376	16254	" " Position Pin
691F	16254	" " Screw

SINGER Needles should be used  
in SINGER Machines.  
These Needles and their Containers  
are marked with the  
Company's Trade Mark "SIMANCO." 1

Needles in Containers marked  
"FOR SINGER MACHINES"  
are NOT **SINGER** made needles. 2

## ACCESSORIES

No.	Plate	Name
200157B	16290	Attachment Screw
203208	16284	Bobbin (10)
*225482	-----	" Case Screw Driver Blade
*225483	-----	" " " " Handle
225497	17620	Bobbin Case Screw Driver complete, Nos. 225482 and 225483
135 x 7	16288	Needles, twelve, size 14
224121	16644	Drip Pan, 20 in. long, with four 1 in. wire nails
41400	17620	Machine Rest Pin (wood)
120342	17620	Oiler (copper plated) with 120343
120343	17620	" Spout, 3-1/2 in. long
225498	17620	Screw Driver (7-1/4 in. long)
225554	17620	Wrench (steel)

## BOBBIN WINDER

(SWINGING AUTOMATIC, RIGHT HAND)

259428	16615	Brake (leather)
259429	16615	" Clamp
200113F	16615	" " Screw
225453	16615	Frame with 202277 and 225438
225454	16615	" Hinge Pin
202277	16615	" Oil Packing (wick)
225438	16615	" " Well Cap
225455	16615	" Spring
225456	16615	" " Plunger
225368	16615	Pulley with 200380C
200380C	16615	" Set Screw
225381	16615	Spindle
225444	16615	Stop Latch
200056E	16615	" " Screw
225458	16615	" " Thumb Lever
225459	16615	" " " " Hinge Stud
225459	16615	" " " " Joint Stud
202478	16615	" " Trip Lever
200299H	16615	" " " " Hinge Screw
225461	16615	Tension Bracket with 201499B
200082D	16615	" " Screw
228026	16615	" " " Washer

## ACCESSORIES

No.	Plate	Name
2102	16615	Tension Disc
13710	16615	" Spring
201499B	16615	" Stud
201572B	16615	" " Thumb Nut
225462	16615	Bobbin Winder Tension Bracket complete, Nos. 13710, 201572B, 225461 and two 2102
259430	16615	Bobbin Winder and Tension Bracket Base
259431	16615	Universal Bobbin Winder complete, Nos. 200056E, 200082D, 200113F, 200299H, 202478, 225368, 225381, 225444, 225453 to 225456, 225458, 225462, 228026, 259428 to 259430, two each 225459 and wood screws 3/4 in., No. 12, R.H.B.

## KNEE LIFTER

228359	16643	Rock Lever with two 350231C
228360	16643	" " Bracket with 200347C and three wood screws 7/8 in., No. 12
228361	16643	Rock Lever Bracket 228360 with 228359, 228363, 228367 and 228386
228362	16643	Rock Lever Extension with 200529C
350231C	16643	" " " Set Screw
228363	16643	" " Hinge Pin
228364	16643	" " Knee Plate with 350231C
228398	16643	" " " " Arm
350231C	16643	" " " " Set Screw
350231C	16643	" " " " Set Screw
228365	16643	" " Rod
200529C	16643	" " " Set Screw
228386	16643	" " Spring
228367	16643	" " Stop Stud
200347C	16643	" " " " Set Screw
228368	16643	Knee Lifter complete, Nos. 228361, 228362, 228364, 228365 and 228388

(Other Knee Lifter Parts are listed with parts of machine head.)

## THREAD UNWINDER

No.	Plate	Name
225259	16257	Spool Rest (for one spool) (flat) with 201018C
225257	16257	Spool Rest (for two spools) (flat) with 201018C
150203	16257	Spool Rest Cushion (felt)
225388	16257	" " Rod
200383C	16257	" " Set Screw
201018C	16257	" " Set Screw
202490	16257	" Stand with 200383C
225391	16257	Thread Guide
201696J	16257	" " Lock Nut
225326	16257	" " Position Cup
225324	16257	" " Rod with 208E and 225322
208E	16257	" " " Screw
225322	16257	" " " Washer
259143	16257	Thread Unwinder (for three spools) complete, Nos. 201696J, 202490, 225257, 225259, 225324, 225326, 225388, three each 150203 225391 and wood screws 7/8 in., No. 12

## ATTACHMENT SLIDE PLATES

224144	16290	Attachment Slide Plate with 213479 and 236061
224146	16290	Attachment Slide Plate with 213479 and 236061, for use with depressed Throat Plates

## FEED DOGS

224058	16298	Feed Dog, 50 needle hole, needles 1/8 in. apart, for needle sizes 14 and 15, in gauges 1/32, 3/64 and 1/16 in., for 224059
223629	16254	Feed Dog, 46 needle hole, for needle sizes 16 and 18, in gauges 1/8, 5/32, 3/16 and 7/32 in., for 224030

No.	Plate	Name
224014	16298	Feed Dog, 46 needle hole, for needle sizes 16 and 18, in gauges 1/8, 5/32, 3/16 and 7/32 in., for 224038
223630	16254	Feed Dog, 40 needle hole, for needle sizes 20 and 22, in gauges 1/8, 5/32, 3/16 and 7/32 in., for 224030
223637	16254	Feed Dog, 50 needle hole, for needle sizes 14 and 15, in gauges 3/32 to 7/32 in., in steps of 1/32 in., for 224030
222889	16254	Feed Dog, 53 needle hole, for needle sizes 12 and 13, in gauges 3/32 to 7/32 in., in steps of 1/32 in., for 224030
223639	16254	Feed Dog, 50 needle hole, for needle sizes 14 and 15, in gauges 3/16 and 7/32 in., for 224031
224015	16298	Feed Dog, 50 needle hole, for needle sizes 14 and 15, in gauges 3/16 and 7/32 in., for 224039
224007	16254	Feed Dog, 53 needle hole, for needle sizes 12 and 13, in gauges 3/16 and 7/32 in., for 224031
223890	16254	Feed Dog, 53 needle hole, for needle sizes 12 and 13, in gauges from 1/4 to 13/32 in., in steps of 1/32 in., for 223884
223628	16254	Feed Dog, 46 needle hole, for needle sizes 16 and 18, in gauges from 1/4 to 13/32 in., in steps of 1/32 in., for 223884
224009	16254	Feed Dog, 46 needle hole, for needle sizes 16 and 18, in gauges from 1/4 to 13/32 in., in steps of 1/32 in., for 224036
223631	16254	Feed Dog, 40 needle hole, for needle sizes 20 and 22, in gauges from 1/4 to 13/32 in., in steps of 1/32 in., for 223884
223638	16254	Feed Dog, 50 needle hole, for needle sizes 14 and 15, in gauges from 1/4 to 13/32 in., in steps of 1/32 in., for 223884
224057	16254	Feed Dog, 50 needle hole, for needle sizes 14 and 15, in gauges from 1/4 to 13/32 in., in steps of 1/32 in., for 224036
224010	16254	Feed Dog, 50 needle hole, for needle sizes 14 and 15, in gauges from 7/16 to 27/32 in., in steps of 1/32 in., for 224037 and 224054
224011	16254	Feed Dog, 46 needle hole, for needle sizes 16 and 18, in gauges from 7/16 to 27/32 in., in steps of 1/32 in., for 224037 and 224054

No.	Plate	Name
223632	16254	Feed Dog, 46 needle hole, for needle sizes 16 and 18 in gauges from 7/16 to 31/32 in., in steps of 1/32 in., for 224033
223633	16254	Feed Dog, 40 needle hole, for needle sizes 20 and 22, in gauges from 7/16 to 31/32 in., in steps of 1/32 in., for 224033
223634	16254	Feed Dog, 50 needle hole, for needle sizes 14 and 15, in gauges from 7/16 to 31/32 in., in steps of 1/32 in., for 224033
223891	16254	Feed Dog, 53 needle hole, for needle sizes 12 and 13, in gauges from 7/16 to 31/32 in., in steps of 1/32 in., for 224033
223635	16255	Feed Dog, 46 needle hole, for needle sizes 16 and 18, in gauges from 1 to 1-1/2 in. in steps of 1/32 in., for 224035
223636	16255	Feed Dog, 40 needle hole, for needle sizes 20 and 22, in gauges from 1 to 1-1/2 in., in steps of 1/32 in., for 224035
223641	16255	Feed Dog, 50 needle hole, for needle sizes 14 and 15, in gauges from 1 to 1-1/2 in., in steps of 1/32 in., for 224035
224012	16255	Feed Dog, 50 needle hole, for needle sizes 14 and 15 in gauges from 1 to 1-1/2 in., in steps of 1/32 in., for 224039
224013	16255	Feed Dog, 46 needle hole, for needle sizes 16 and 18, in gauges from 1 to 1-1/2 in., in steps of 1/32 in., for 224029
224006	16255	Feed Dog, 40 needle hole, for needle sizes 20 and 22, in gauges from 1 to 1-1/2 in. in steps of 1/32 in., for 224029
223640	16255	Feed Dog, 46 needle hole, for needle sizes 16 and 18, in gauges from 7/8 to 1-1/2 in., in steps of 1/32 in., for 224032
224055	16298	Feed Dog, 46 needle hole, for needle sizes 16 and 18, in gauges from 7/8 to 1-1/2 in., in steps of 1/32 in., for 224056
224008	16255	Feed Dog, 40 needle hole, for needle sizes 20 and 22, in gauges from 1 to 1-1/2 in. in steps of 1/32 in., for 224034

## NEEDLE HOLDERS

No.	Plate	Name
236649	16288	Needle Holder, needles 1/8 in. apart and must be set diagonally, in gauges 1/32, 3/64, 1/16 and 3/32 in., with 201030F and two 200141F
226650	16288	Needle Holder, needles 3/32 in. apart and must be set diagonally, in gauges 1/32 3/64 and 1/16 in., with 201030F and two 200141F
223873	16288	Needle Holder, in gauges from 3/32 to 15/32 in., in steps of 1/32 in., with 201030F and two 200141F
223863	16288	Needle Holder, in gauges from 1/2 to 3/4 in., in steps of 1/32 in., with 201030F and two 200141F
223880	16288	Needle Holder, in gauges from 25/32 to 1-1/2 in., in steps of 1/32 in., with 201030F and two 200141F

## PRESSER FEET

230795	16292	Presser Foot Hinge Pin
224175	16291	" " Needle Guide
200172H	16291	" " " Screw
224126	16292	" " Plate, for 224127
224186	16292	" " " " 224187
224157	16292	" " " " 224158
224188	16292	" " " " 224189
223758	16292	" " " " 223759
224173	16292	" " " " 224174
224168	16292	" " " " 224169
224065	16292	" " " " 224066
224190	16292	" " " " 224191
224171	16292	" " " " 224172
224183	16292	" " " " 224184
224071	16292	" " " " 224072
224073	16292	" " " " 224074
224075	16292	" " " " 224076
224181	16292	" " " " 224182
223796	16292	" " " " 223797

## PRESSER FEET

No.	Plate	Name
223694	16294	Presser Foot Plate, for 223695
224155	16294	" " " " 224156
223754	16294	" " " " 223755
223756	16294	" " " " 223757
224063	16294	" " " " 224064
224069	16294	" " " " 224070
223696	16295	" " " " 223697
224128	16295	" " " " 224129
224130	16295	" " " " 224131
223772	16295	" " " " 223773
224134	16295	" " " " 224135
223798	16296	" " " " 223799
224061	16296	" " " " 224062
223746	16296	" " " " 223747
224079	16296	" " " " 224080
223698	16296	" " " " 223699
224081	16296	" " " " 224082
223748	16296	" " " " 223749
224083	16296	" " " " 224084
223744	16296	" " " " 223745
223770	16296	" " " " 223771
223750	16296	" " " " 223751
224132	16296	" " " " 224133
223785	16296	" " " " 223786
224067	16297	" " " " 224068
224085	16297	" " " " 224086
224087	16297	" " " " 224088
224077	16297	" " " " 224078
224124	16297	" " " " 224125
224177	16297	" " " " 224178
224179	16297	" " " " 224180
223309	16292	Presser Foot Shank
229541	16291	" " Spring Guide in gauges from 1/8 to 1/2 in., in steps of 1/32 in., for 224165
200172H	16291	Presser Foot Spring Guide Screw
224060	16291	" " for 1/32 in. gauge, needles 1/8 in. apart
224166	16291	Presser Foot, 50 needle hole, in gauges from 1/8 to 1/2 in., in steps of 1/32 inch
224192	16291	Presser Foot, 53 needle hole, in gauges from 5/16 to 9/16 in., in steps of 1/32 inch
224185	16291	Presser Foot, 50 needle hole, in gauges from 1/8 to 5/16 in., in steps of 1/32 in., for strip work
224170	16291	Presser Foot, 46 needle hole, in gauges from 9/32 to 1-1/2 in., in steps of 1/32 in., for strip work

## PRESSER FEET

No.	Plate	Name
224165	16291	Presser Foot, 53 needle hole, in gauges from 1/8 to 1/2 in., in steps of 1/32 in., with 200172H and 229541
224176	16291	Presser Foot, adjustable from 3/32 to 7/32 in., with two 224175 and four 200172H, for inside staying
224127	16292	Presser Foot (hinged) complete, 50 needle hole, needles 1/8 in. apart, in gauges 1/32, 3/64, 1/16 and 3/32 in., Nos. 223309 224126 and 230795
224187	16292	Presser Foot (hinged) complete, 53 needle hole, in gauges 3/32, 1/8, 5/32 and 3/16 in., Nos. 223309, 224186 and 230795
224158	16292	Presser Foot (hinged) complete, 50 needle hole, in gauges 3/32, 1/8, 5/32 and 3/16 in., Nos. 223309, 224157 and 230795
224189	16292	Presser Foot (hinged) complete, 40 needle hole, in gauges 1/8, 5/32 and 3/16 in., Nos. 223309, 224188 and 230795
223759	16292	Presser Foot (hinged) complete, 50 needle hole, in gauges 7/32, 1/4, 9/32 and 5/16 in., Nos. 223309, 223758 and 230795, for stitching front steels in corsets
224174	16292	Presser Foot (hinged) complete, 50 needle hole, in gauges from 3/16 to 5/16 in., in steps of 1/32 in., Nos. 223309, 224173 and 230795
224169	16292	Presser Foot (hinged) complete, 50 needle hole, in gauges from 11/32 to 5/8 in., in steps of 1/32 in., Nos. 223309, 224168 and 230795
224066	16293	Presser Foot (hinged) complete, 53 needle hole, in gauges 3/32, 1/8, 5/32 and 3/16 in., Nos. 223309, 224065 and 230795, for lap seam felling
224191	16293	Presser Foot (hinged) complete, 50 needle hole, in gauges 1/8, 5/32 and 3/16 in., Nos. 223309, 224190 and 230795
224172	16293	Presser Foot (hinged) complete, 53 needle hole, in gauges 1/8, 5/32 and 3/16 in., Nos. 223309, 224171 and 230795
224184	16293	Presser Foot (hinged) complete, 53 needle hole, in gauges 1/8, 5/32 and 3/16 in., Nos. 223309, 224183 and 230795, for felling

No.	Plate	Name
224072	16293	Presser Foot (hinged) complete, 50 needle hole, in gauges 7/32, 1/4, 9/32 and 5/16 in., Nos. 223309, 224071 and 230795
224074	16293	Presser Foot (hinged) complete, 50 needle hole, in gauges 11/32, 3/8, 13/32 and 7/16 in., Nos. 223309, 224073 and 230795
224076	16293	Presser Foot (hinged) complete, 50 needle hole, in gauges 11/32, 11/16, 23/32 and 3/4 in., Nos. 223309, 224075 and 230795
224182	16293	Presser Foot, (hinged) complete, 50 needle hole, in gauges 21/32, 11/16, 23/32 and 3/4 in., Nos. 223309, 224181 and 230795
223797	16293	Presser Foot (hinged) complete, 50 needle hole, in gauges from 5/16 to 1-1/2 in., in steps of 1/32 in., Nos. 223309, 223796 and 230795, for shirt facing
223695	16294	Presser Foot (hinged) complete, 50 needle hole, in gauges from 1/8 to 5/16 in., in steps of 1/32 in., Nos. 223309, 223694 and 230795, for lap seam felling
224156	16294	Presser Foot (hinged) complete, 50 needle hole, in gauges from 1/8 to 5/16 in., in steps of 1/32 in., Nos. 223309, 224155 and 230795, for lap seam felling
223755	16294	Presser Foot (hinged) complete, 50 needle hole, in gauges 11/32, 3/8, 13/32 and 7/16 in., Nos. 223309, 223754 and 230795, for lap seam felling
223757	16294	Presser Foot (hinged) complete, 50 needle hole, in gauges 1/2, 17/32 and 9/16 in., Nos. 223309, 223756 and 230795, for lap seam felling
224064	16294	Presser Foot (hinged) complete, 50 needle hole, in gauges from 15/32 to 5/8 in., in steps of 1/32 in., Nos. 223309, 224063 and 230795, for lap seam felling
224070	16294	Presser Foot (hinged) complete, 50 needle hole, in gauges 21/32, 11/16, 23/32 and 3/4 in., Nos. 223309, 224069 and 230795, for lap seam felling
223697	16295	Presser Foot (hinged) complete, 40 needle hole, in gauges 1/4, 9/32 and 5/16 in., Nos. 223309, 223696 and 230795, for over-all felling
224129	16295	Presser Foot (hinged) complete, 40 needle hole, in gauges from 1/4 to 7/16 in., in steps of 1/32 in., Nos. 223309, 224128 and 230795

No.	Plate	Name
224131	16295	Presser Foot (hinged) complete, 40 needle hole, in gauges from 15/32 to 5/8 in., in steps of 1/32 in., Nos. 223309, 224130 and 230795
223773	16295	Presser Foot (hinged) complete, 50 needle hole, in gauges from 1/8 to 5/16 in., in steps of 1/32 in., Nos. 223309, 223772 and 230795, for lap seam felling
224135	16295	Presser Foot (hinged) complete, 46 needle hole, in gauges from 1/8 to 5/16 in., in steps of 1/32 in., Nos. 223309, 224134 and 230795, for patch pocket work
223799	16296	Presser Foot (hinged) complete, 50 needle hole, in gauges 5/32 and 3/16 in., Nos. 223309, 223798 and 230795
224062	16296	Presser Foot (hinged) complete, 50 needle hole, in gauges 7/32, 1/4, 9/32 and 5/16 in., Nos. 223309, 224061 and 230795
223747	16296	Presser Foot (hinged) complete, 46 needle hole, in gauges 7/32, 1/4, 9/32 and 5/16 in., Nos. 223309, 223746 and 230795
224080	16296	Presser Foot (hinged) complete, 50 needle hole, in gauges 11/32, 3/8, 13/32 and 7/16 in., Nos. 223309, 224079 and 230795
223699	16296	Presser Foot (hinged) complete, 46 needle hole, in gauges 11/32, 3/8, 13/32 and 7/16 in., Nos. 223309, 223698 and 230795
224082	16296	Presser Foot (hinged) complete, 50 needle hole, in gauges 15/32, 1/2, 17/32 and 9/16 in., Nos. 223309, 224081 and 230795
223749	16296	Presser Foot (hinged) complete, 46 needle hole, in gauges 15/32, 1/2, 17/32 and 9/16 in., Nos. 223309, 223748 and 230795
224084	16296	Presser Foot (hinged) complete, 50 needle hole, in gauges 19/32 and 5/8 in., Nos. 223309, 224083 and 230795
223745	16296	Presser Foot (hinged) complete, 46 needle hole, in gauges 19/32 and 5/8 in., Nos. 223309, 223744 and 230795
223771	16296	Presser Foot (hinged) complete, 50 needle hole, in gauges 21/32, 11/16, 23/32 and 3/4 in., Nos. 223309, 223770 and 230795
223751	16296	Presser Foot (hinged) complete, 46 needle hole, in gauges 21/32, 11/16, 23/32 and 3/4 in., Nos. 223309, 223750 and 230795
224133	16296	Presser Foot (hinged) complete, 50 needle hole, in gauges from 25/32 to 15/16 in., in steps of 1/32 in., Nos. 223309, 224132 and 230795

## PRESSER FEET

No.	Plate	Name
223786	16296	Presser Foot (hinged) complete, 46 needle hole, in gauges from 25/32 to 15/16 in., in steps of 1/32 in., Nos. 223309, 223785 and 230795
224068	16297	Presser Foot (hinged) complete, 50 needle hole, in gauges 31/32, 1, 1-1/32 and 1-1/16 in., Nos. 223309, 224067 and 230795
224086	16297	Presser Foot (hinged) complete, 50 needle hole, in gauges 1-3/32, 1-1/8, 1-5/32 and 1-3/16 in., Nos. 223309, 224085 and 230795
224088	16297	Presser Foot (hinged) complete, 50 needle hole, in gauges from 1-7/32 to 1-7/16 in., in steps of 1/32 in., Nos. 223309, 224087 and 230795
224078	16297	Presser Foot (hinged) complete, 50 needle hole, in gauges 1-15/32 and 1-1/2 in., Nos. 223309, 224077 and 230795
224125	16297	Presser Foot (hinged) complete, 46 needle hole, in gauges 1-15/32 and 1-1/2 in., Nos. 223309, 224124 and 230795
224180	16297	Presser Foot (hinged) complete, 46 needle hole, in gauges 1-3/32, 1-1/8, 1-5/32 and 1-3/16 in., Nos. 223309, 224179 and 230795
224178	16297	Presser Foot (hinged) complete, 40 needle hole, in gauges from 1-7/32 to 1-7/16 in., in steps of 1/32 in., Nos. 223309, 224177 and 230795
248450	16291	Presser Foot Plate
226080	16291	" " " Spring
248455	16291	" " Shank
248451	16291	Presser Foot (hinged) complete, 53 needle hole, in gauges 3/16, 7/32 and 1/4 in., Nos. 226080, 230795, 248450 and 248455
201031F	16291	Presser Foot Screw
248452	16291	" " Spring Guide
248453	16291	" " " Bracket with 201535E and 350422J
350422J	16291	Presser Foot Spring Guide Screw Stud
201535E	16291	" " " " " " Nut
248454	16291	Presser Foot (hinged) with Spring Guide complete, in gauges 3/16, 7/32 and 1/4 in., Nos. 201031F and 248451 to 248453
248457	16291	Presser Foot, 53 needle hole, in 3/16, 7/32 and 1/4 in. gauge
248458	16291	Presser Foot with Spring Guide complete, in gauges 3/16, 7/32 and 1/4 in. Nos. 201031F, 248452, 248453 and 248457

## THROAT PLATES

No.	Plate	Name
224059	16298	Throat Plate, for 224058, in gauges 1/32, 3/64 and 1/16 inch
224038	16298	Throat Plate with two each 201132D and 237318, for 224014, in gauges 1/8, 5/32 3/16 and 7/32 inch
224039	16298	Throat Plate with two each 201132D and 237318, for 224015, in gauges 3/16 and 7/32 inch
224030	16254	Throat Plate, for 223629, 223630, 223637 and 223889, in gauges from 3/32 to 7/32 in., in steps of 1/32 inch
224031	16254	Throat Plate, for 223639 and 224007, in gauges 3/16 and 7/32 inch
223884	16254	Throat Plate, for 223628, 223631, 223638 and 223890, in gauges from 1/4 to 13/32 in., in steps of 1/32 inch
224036	16254	Throat Plate, for 224009 and 224057, in gauges from 1/4 to 13/32 in., in steps of 1/32 inch
224053	16298	Throat Plate with two each 201132D and 237318, for 224009, in gauges from 1/4 to 13/32 in., in steps of 1/32 inch
224054	16298	Throat Plate with two each 201132D and 237318, for 224010 and 224011, in gauges from 7/16 to 27/32 in., in steps of 1/32 inch
224033	16254	Throat Plate, for 223632 to 223634 and 223891, in gauges from 7/16 to 31/32 in., in steps of 1/32 inch
224037	16254	Throat Plate, for 224010 and 224011, in gauges from 7/16 to 27/32 in., in steps of 1/32 inch
224035	16255	Throat Plate, for 223635, 223636 and 223641 in gauges from 1 to 1-1/2 in., in steps of 1/32 inch
224029	16255	Throat Plate, for 224006, 224012 and 224013 in gauges from 1 to 1-1/2 in., in steps of 1/32 inch
224032	16255	Throat Plate, for 223640, in gauges from 7/8 to 1-1/2 in., in steps of 1/32 inch
224056	16298	Throat Plate with two each 201132D and 237318, for 224055, in gauges from 7/8 to 1-1/2 in., in steps of 1/32 inch

## THROAT PLATES

No.	Plate	Name
224034	16255	Throat Plate, for 224008, in gauges from 1 to 1-1/2 in., in steps of 1/32 inch
237318	16298	Throat Plate Edge Guide
201132D	16298	" " " " Screw

## ARM CAP AND THREAD GUIDE

224045	16300	Arm Cap
223604	16300	" " Thread Guide
223605	16300	" " " " 223604 with 210991 and two 200179H
210991	16300	Arm Cap Thread Guide Latch Spring
200179H	16300	" " " " " Screw
200172H	16300	" " " " " Screw
224046	16300	Arm Cap and Thread Guide complete, Nos. 223605, 224045 and two 200179H

## FOOT LIFTER

## PARTS REQUIRED FOR CHANGING FROM

## KNEE LIFTER TO FOOT LIFTER

223733	16290	Foot Lifter Lifting Lever Extension
200082D	16290	" " " " " Screw
227561	16290	" " " " " Spring
200835D	16290	" " " " " Stop Screw

## FOOT LIFTER

227952	17620	Lever with 227954
227678	17620	" Chain, 48 in. long with 202784
227954	17620	" " Hook (lower)
202784	17620	" " " (upper)
225016	17620	" Hinge Pin
227953	17620	" Stand with two wood screws 1 in., No. 12
227955	17620	Foot Lifter Lever complete, Nos. 225016, 227678, 227952 and 227953

## STRIP REELS

## ATTACHED TO THE TOP OF THE ARM

No.	Plate	Name
226199	16299	Strip Reel Disc (6 in. diam.) with 225980
226198	16299	" " " (9 in. diam.) with 225980
225980	16299	" " " Base
227113	16299	" " " Rod (lower) with Strip Guide
227115	16299	Strip Reel Disc Rod (upper) with Strip Guide
227116	16299	Strip Reel Disc Rod Collar
227210	16299	" " " " " 227116 with 200731E and 227327
200731E	16299	Strip Reel Disc Rod Collar Wing Screw
201494C	16299	" " " " " Set Screw
227327	16299	" " " " " Tension Spring (spiral)
227108	16299	" " Support with two 201494C
200017C	16299	" " " " " Screw
227212	16299	Double Strip Reel complete, Nos. 200017C, 227108, 227113, 227115, two each 226198, 226199 and 227210

## STRIP REEL

## SUSPENDED UNDER THE BENCH WITH LATCH WHICH PERMITS THE REEL TO BE BROUGHT FORWARD FOR PLACING THE ROLL OF STRIP INTO POSITION

226198	16299	Strip Reel Disc (9 in. diam.) with 225980
225980	16299	" " " Base
227204	16299	" " " Rod
227205	16299	" " " " " Clamp with two 200530C
200530C	16299	" " " " " Set Screw
227116	16299	" " " " " Collar
227210	16299	" " " " " 227116 with 200731E and 227327
200731E	16299	Strip Reel Disc Rod Collar Wing Screw
227327	16299	" " " " " Tension Screw (spiral)
227214	16299	Strip Reel Supporting Rod
227215	16299	" " " " " Bracket (right) with two wood screws 1 in., No. 12
227207	16299	Strip Reel Supporting Rod Latch Bracket with two wood screws 1 in., No. 12
227222	16299	Strip Reel Supporting Rod Latch Bracket Spring (spiral)
227224	16299	Strip Reel Supporting Rod Latch Bracket Spring Collar with 201050C
201050C	16299	Strip Reel Supporting Rod Latch Bracket Spring Collar Set Screw



No.	Plate	Name
200530C	16299	Strip Reel Supporting Rod Set Screw
227207	16299	Strip Reel complete, Nos. 227209, to 227205 227214, 227215, 227223, 227224, two 227210 and four 226198

### MISCELLANEOUS PARTS

60913	16257	Spool Weight with 60914
60914	16257	" " Center Pin
225377	16257	" Wire (for small spools)
27739	16257	Thread Cone (wood)
225390	16257	" " Holder

SINGER Needles should be used  
in SINGER Machines.  
These Needles and their Containers  
are marked with the  
Company's Trade Mark "SIMANCO." 1

Needles in Containers marked  
"FOR SINGER MACHINES"  
are NOT **SINGER** made needles. 2

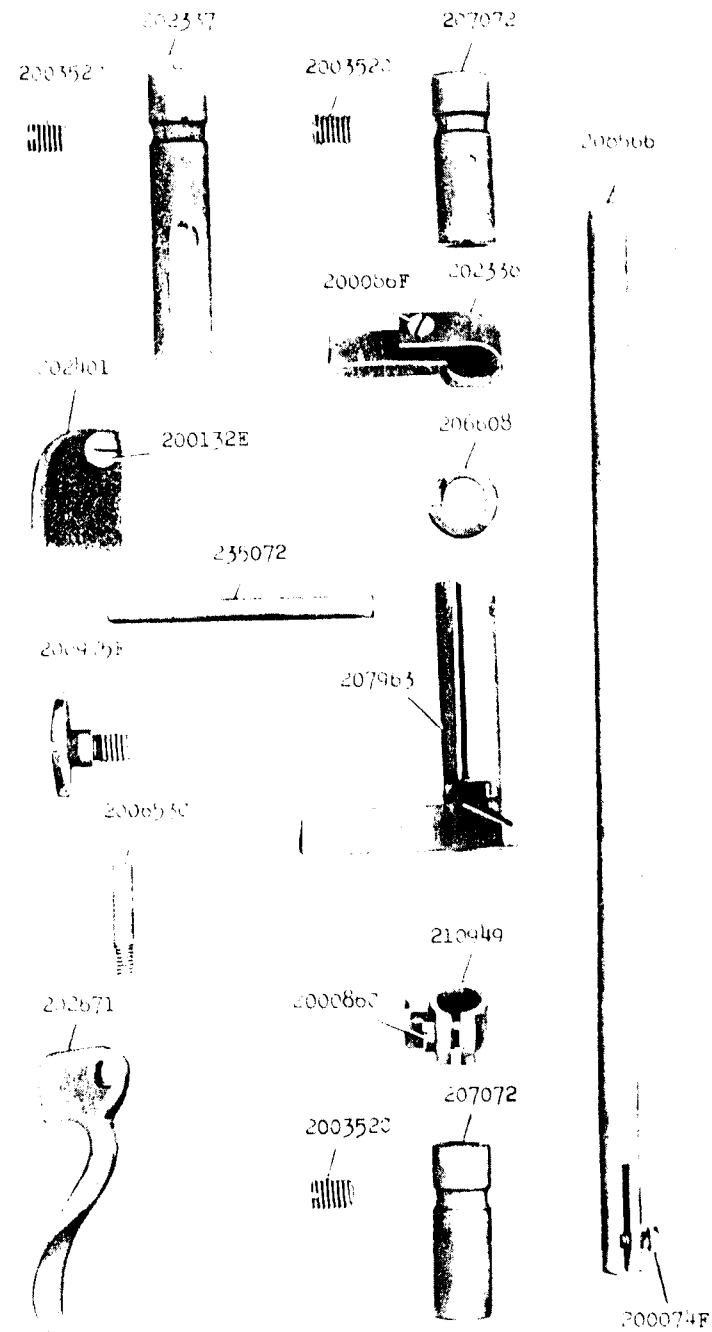
### NUMERICAL LIST OF PARTS

No.	Plate	Name
208E	16257	Thread Unwinder Thread Guide Rod Screw, for 225324
691F	16254	Throat Plate Screw
2102	16615	Bobbin Winder Tension Disc, for 225462
13710	16615	" " " Spring, for 225462
13710	16289	Tension Spring, for 223705
27739	16257	Thread Cone (wood)
41400	17620	Machine Rest Pin (wood)
54897	16287	Bed Oil Cup
60913	16257	Spool Weight with 60914
60914	16257	" " Center Pin, for 60913
120342	17620	Oiler (copper plated) with 120343
120343	17620	" Spout, 3-1/2 in. long, for 120342
150203	16257	Thread Unwinder Spool Rest Cushion (felt) for 259143
200004E	16646	Arm Screw
200006E	16285	Hook Saddle Screw
200009E	16285	" " Pinch Screw, for 223849 and 223850
200017C	16299	Strip Reel Support Screw, for 227212
200019E	16245	Feed Driving Rock Shaft Crank Pinch Screw, for 223652
200029E	16609	Needle Bar Rock Frame Rock Shaft Crank Pinch Screw, for 223692
200040C	16245	Feed Lifting Cam Fork Screw, for 224051
200049D	16646	" Driving Connection Pinch Screw, for 224106
200056E	16615	Bobbin Winder Stop Latch Screw, for 259431
200061C	16289	Thread Controller Stud Set Screw
200072C	16288	Needle Bar Connecting Stud Pinch Screw, for 223688
200074F	15842	Presser Foot Screw, for 208566
200082D	16615	Bobbin Winder Tension Bracket Screw, for 259431
200082D	16290	Foot Lifter Lifting Lever Extension Screw
200086F	15842	Presser Bar Position Guide Lever Pinch Screw, for 202338
200086C	15842	Presser Bar Spring Bracket Pinch Screw, for 210949
200096D	16287	Hook Saddle Oil Guard Screw
200098F	16288	Needle Bar Rock Frame Position Bracket Screw
200106E	16254	Feed Dog Screw

No.	Plate	Name
265088	16285	Bobbin Case Opener Lever Hinge Stud with 202277, for 224117 and 224118
350107C	16283	Balance Wheel Position Screw, for 235132
350231C	16643	Knee Lifter Rock Lever Extension Set Screw for 228359
350231C	16643	Knee Lifter Rock Lever Knee Plate Arm Set Screw, for 228359
350231C	16643	Knee Lifter Rock Lever Knee Plate Set Screw, for 228364
350393C	16245	Feed Bar Hinge Screw (driving), for 223651
350405C	16284	Bobbin Case Oiling Felt Retainer Screw, for 237168
350422J	16291	Presser Foot Spring Guide Screw Stud, for 248453

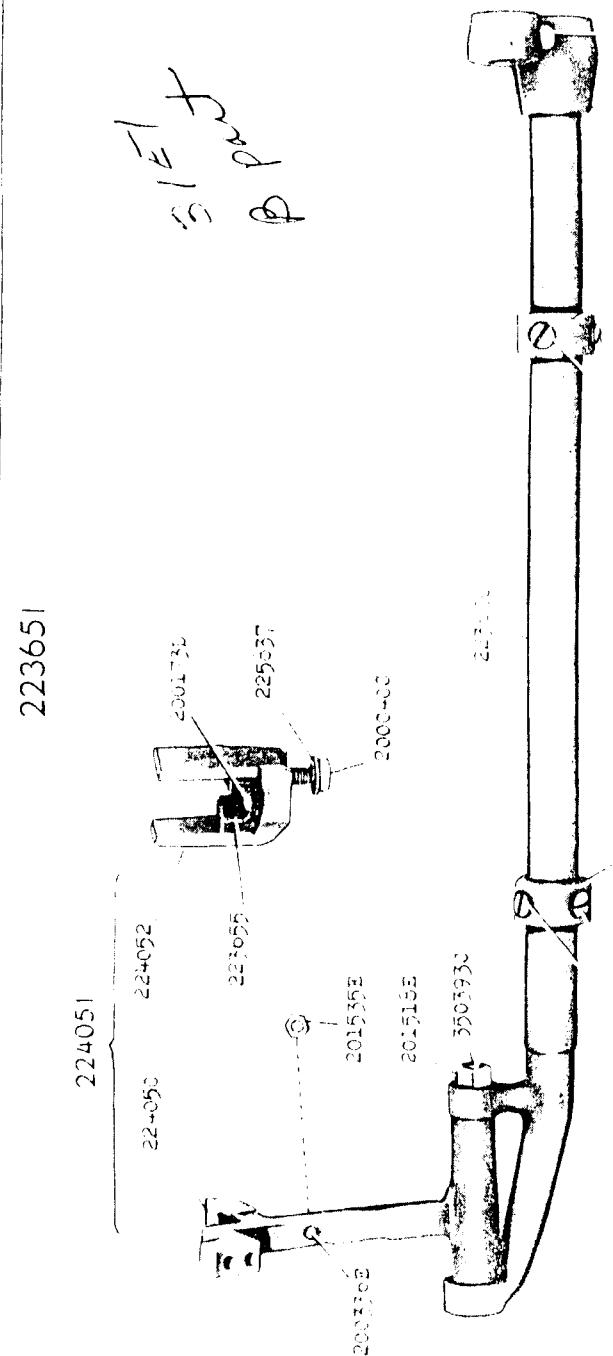
SINGER Needles should be used  
in SINGER Machines.  
These Needles and their Containers  
are marked with the  
Company's Trade-Mark "SIMANCO." 1

Needles in Containers marked  
"FOR SINGER MACHINES"  
are NOT **SINGER** made needles. 2



16245 - 1/2

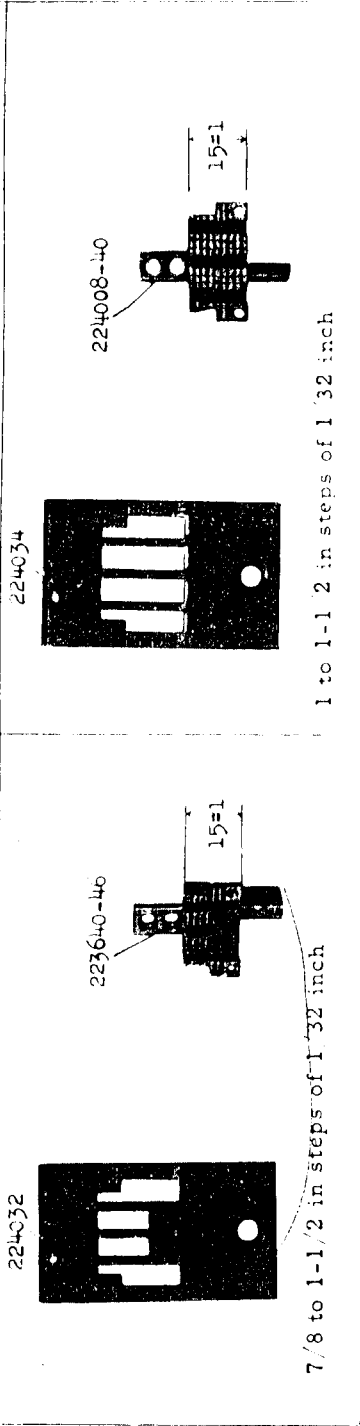
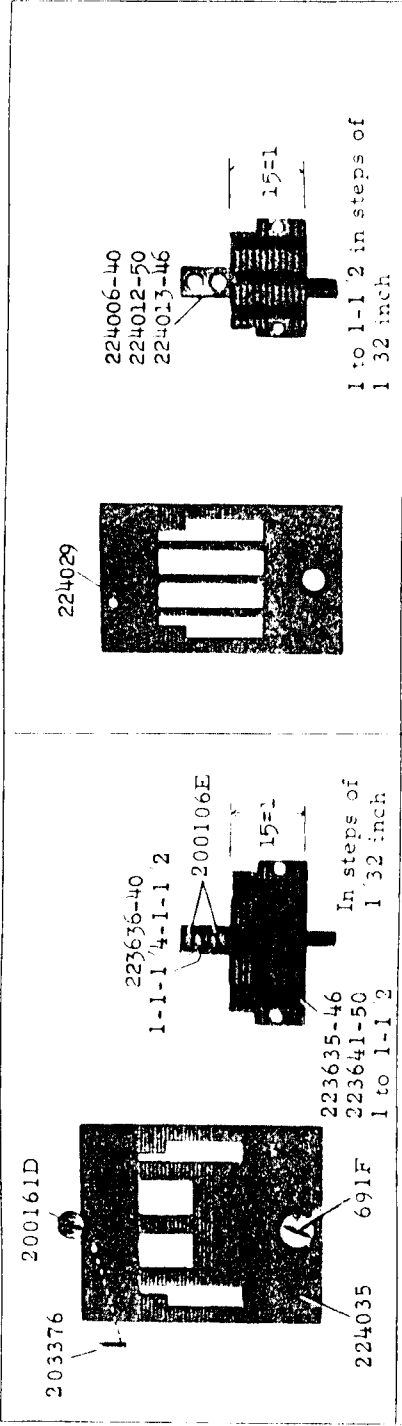
16254 - 1/2



200353C  
200353C  
200353C  
200353C

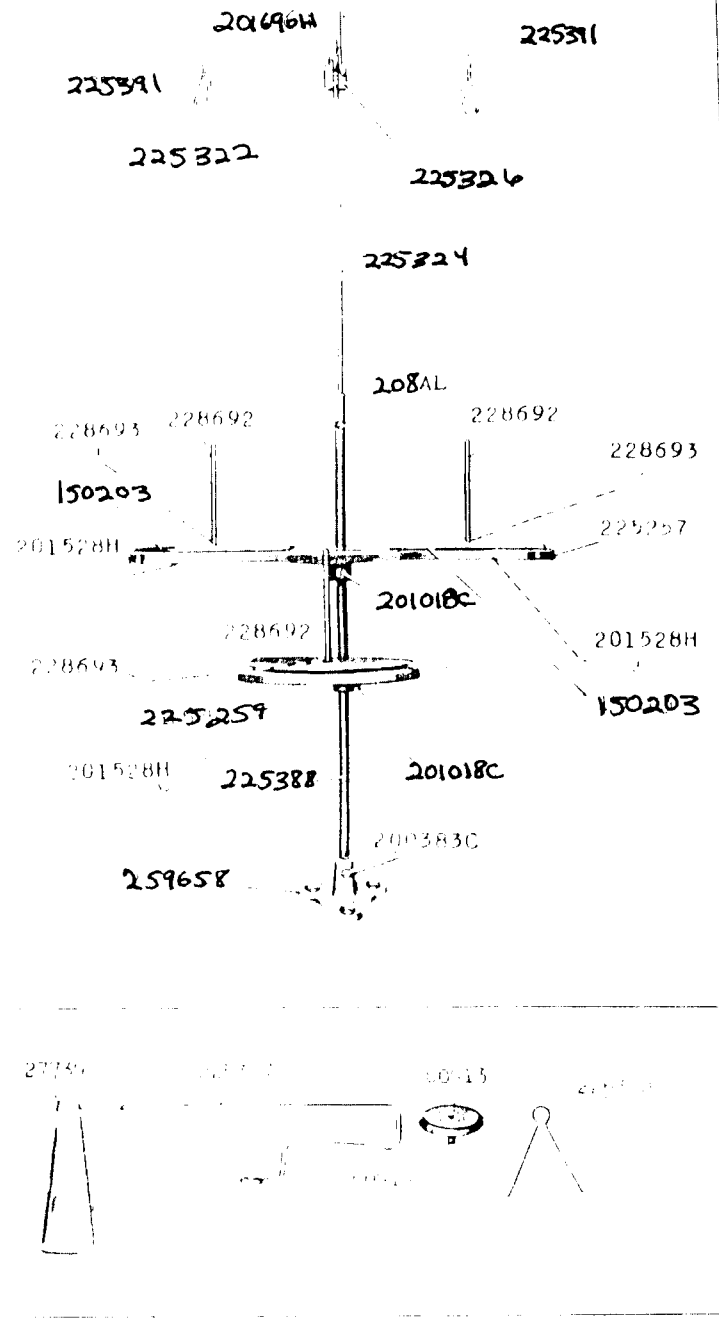
<p>224030</p> <p>203376</p> <p>200161D</p> <p>691F</p> <p>223630-40</p> <p>223629-46</p> <p>223637-50</p> <p>223889-53</p> <p>200106E</p> <p>15=1</p> <p>3/32-1 8-5 32-3 16-7 32</p> <p>224037</p> <p>7 16 to 27 32 In steps of 1 32 inch</p>	<p>223684</p> <p>223631-40</p> <p>223625-46</p> <p>223638-50</p> <p>223890-53</p> <p>15=1</p> <p>1 4 to 13 32 In steps of 1 32 inch</p> <p>224031</p> <p>3 16-7 32</p>	<p>224033</p> <p>223633-40</p> <p>223632-46</p> <p>223634-50</p> <p>223891-53</p> <p>15=1</p> <p>7 16 to 31 32 In steps of 1 32 inch</p> <p>224036</p> <p>1 4 to 13 32 In steps of 1 32 inch</p>	<p>224009-46</p> <p>224057-50</p> <p>15=1</p>
---	--	--	---

16255 - 1/2

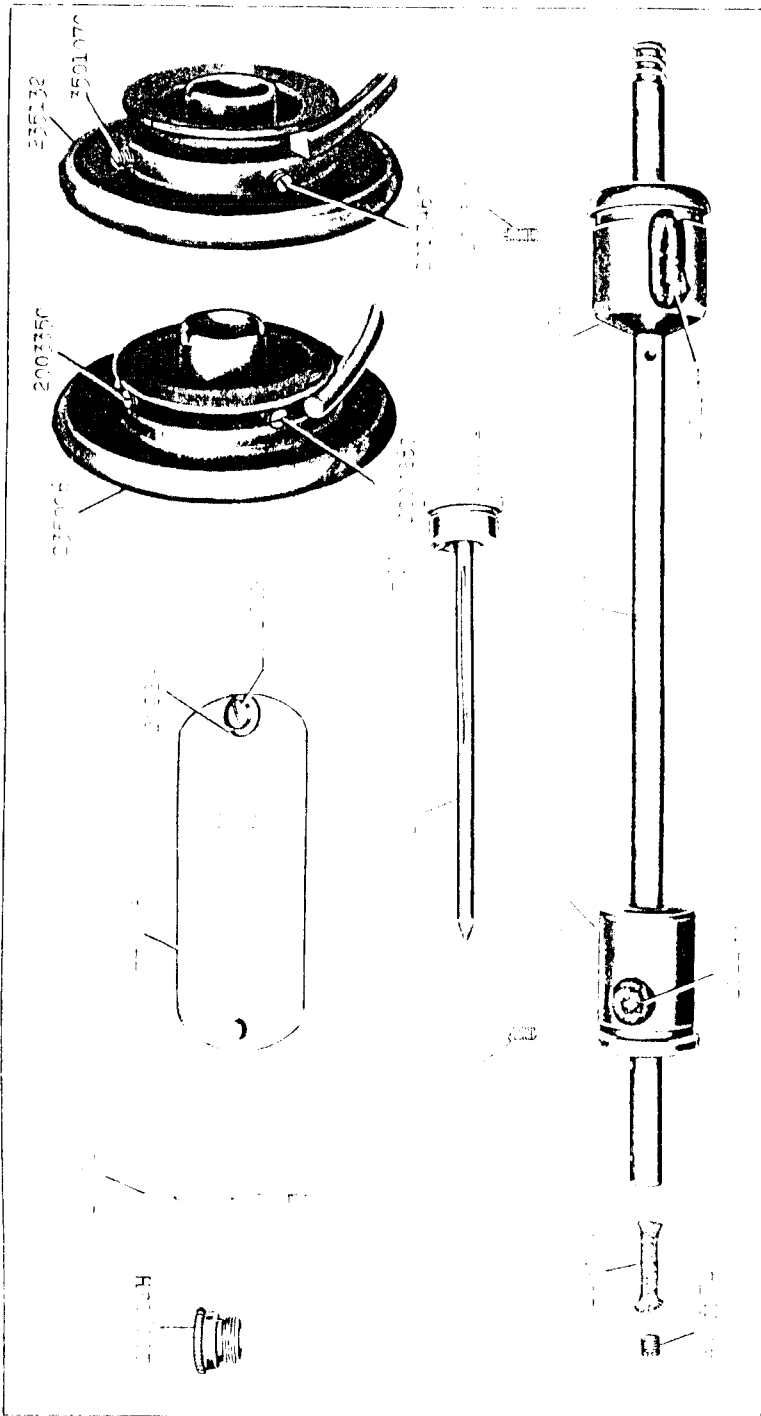


16257 - 1/6

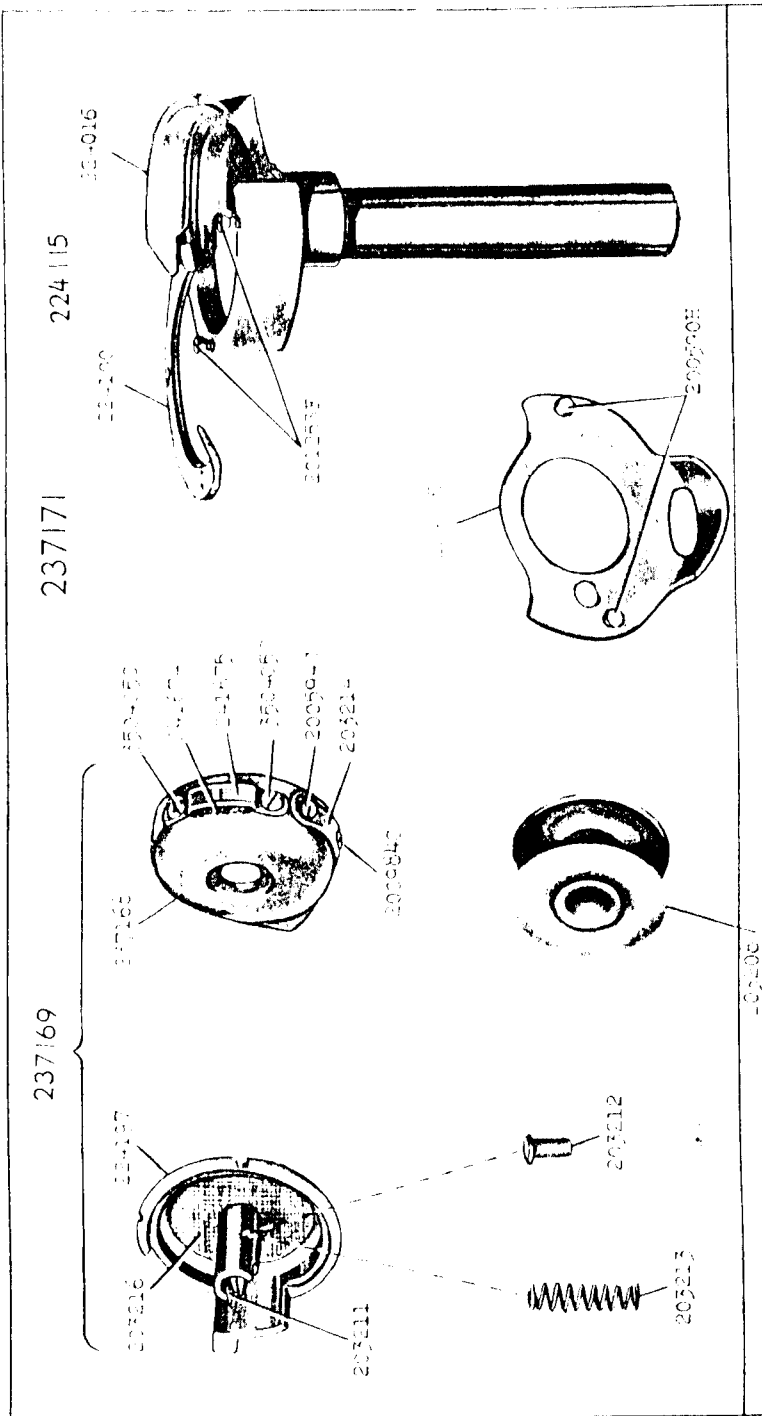
259143



16283 - 3/8

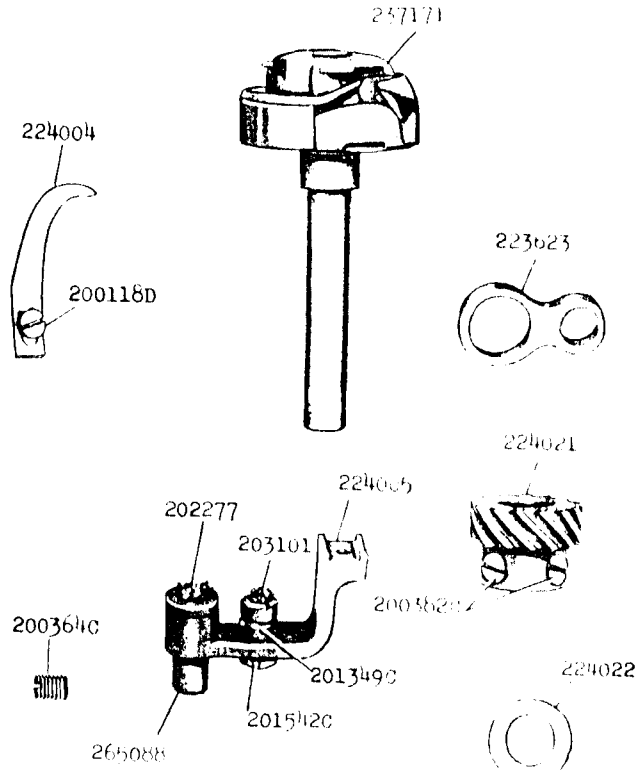


16284

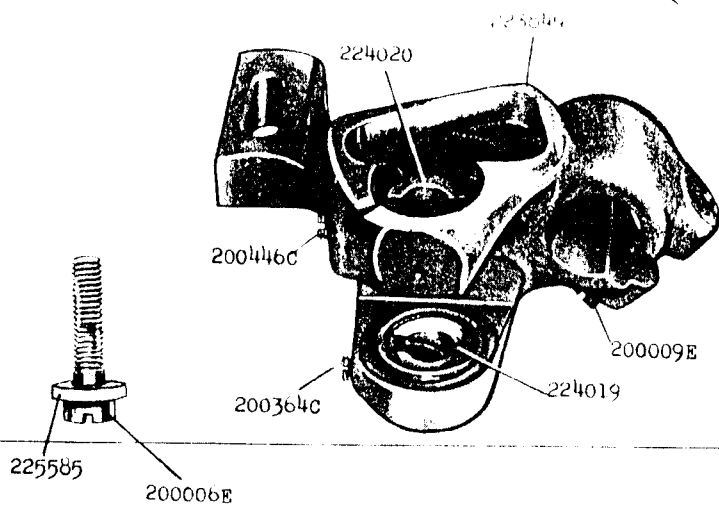


16285 - 2/3

224117

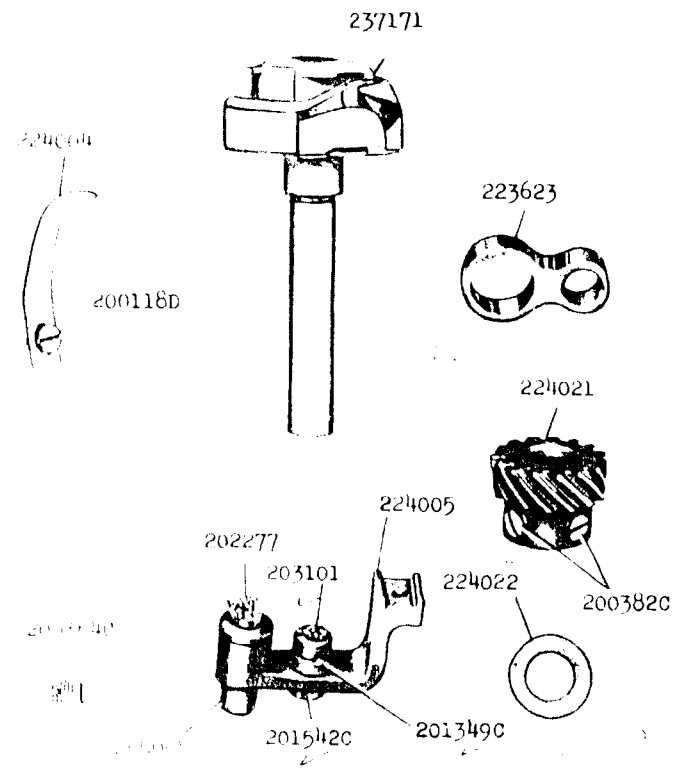


224023

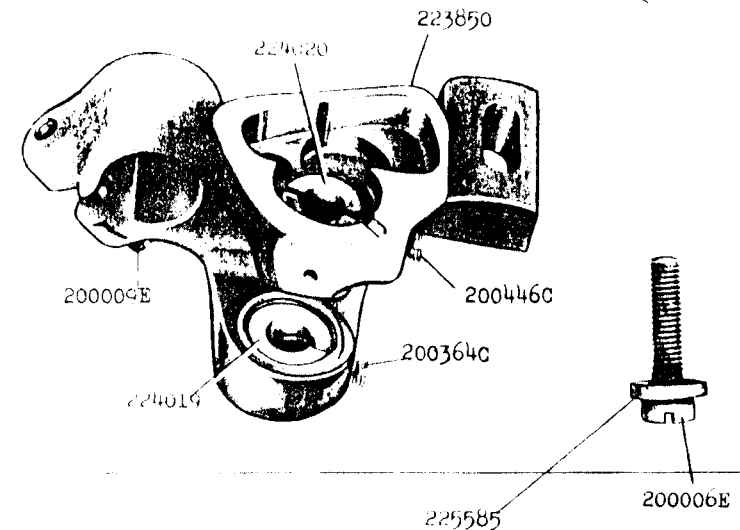


16286 - 2/3

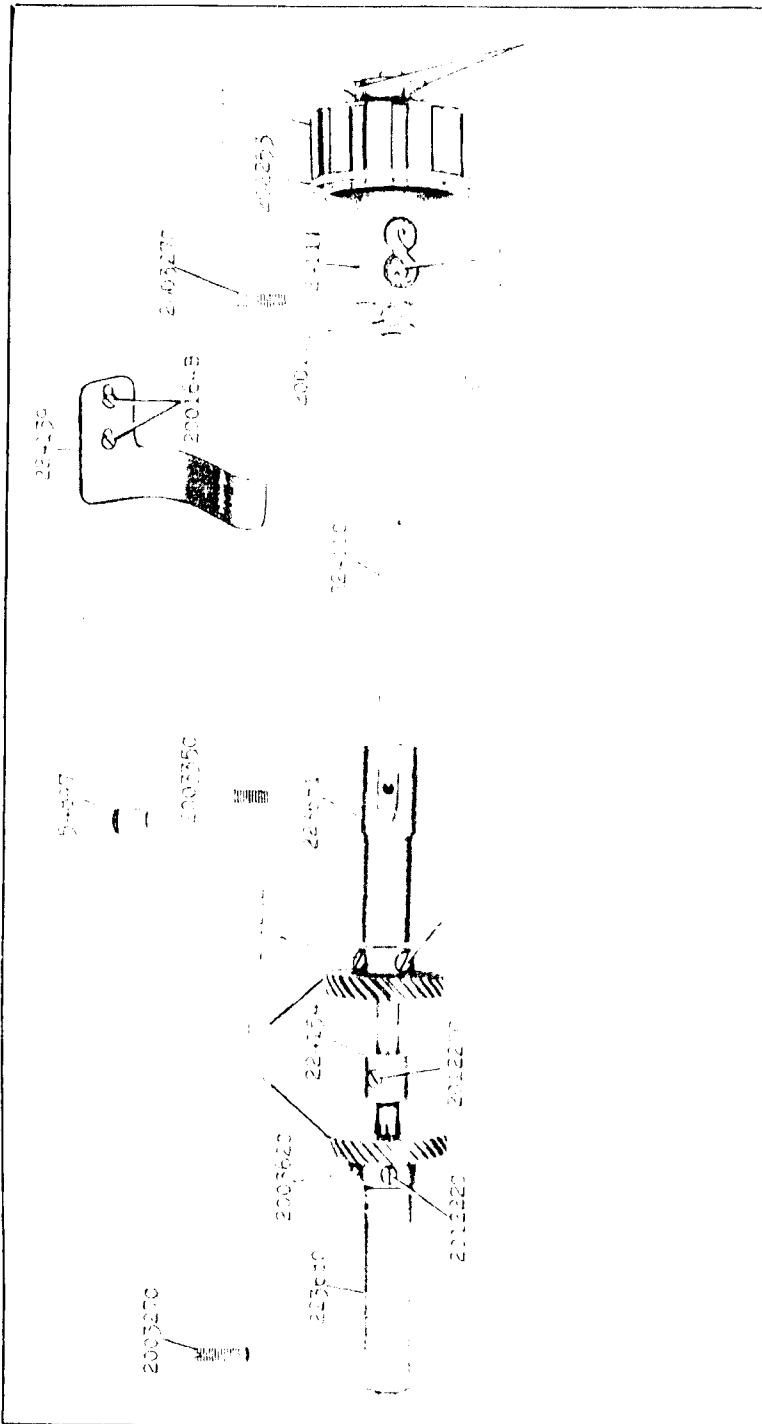
224118



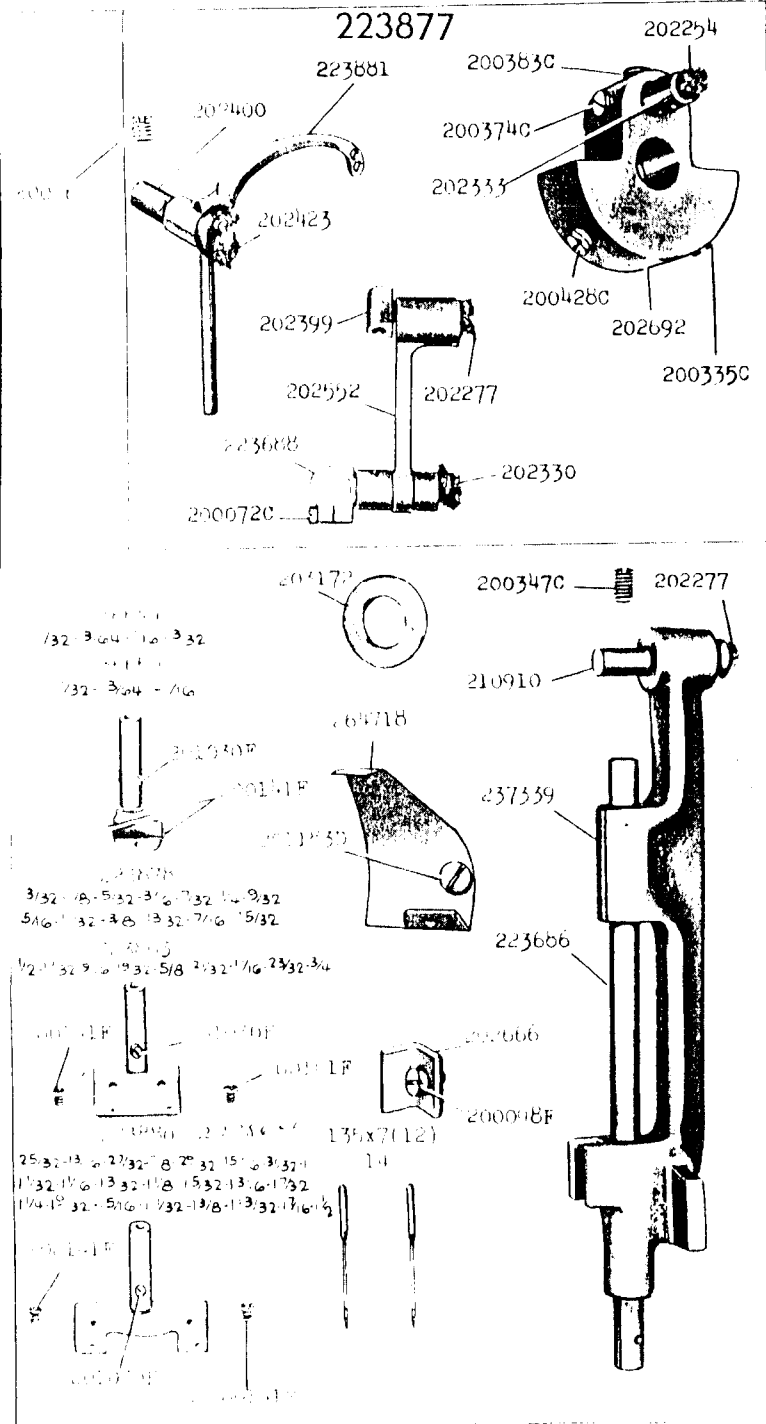
224024

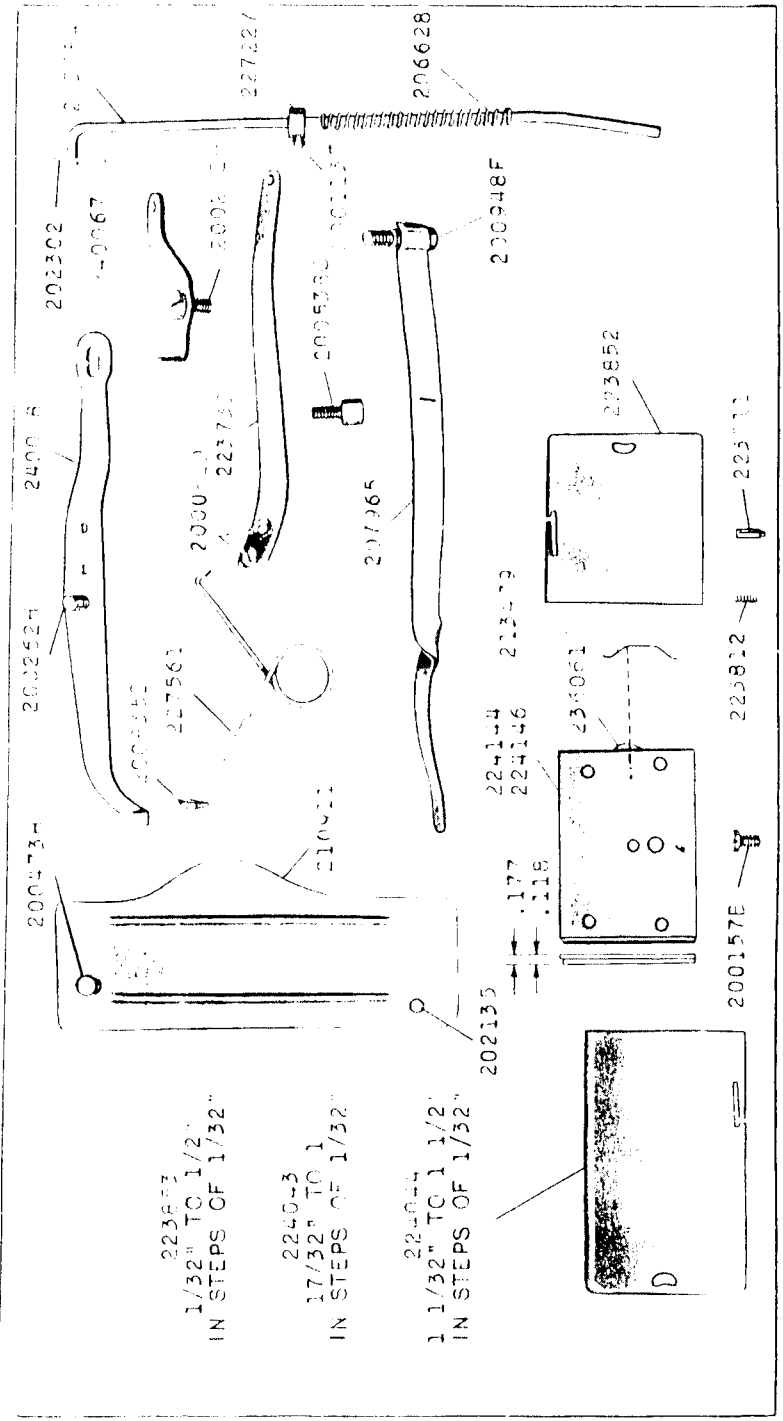
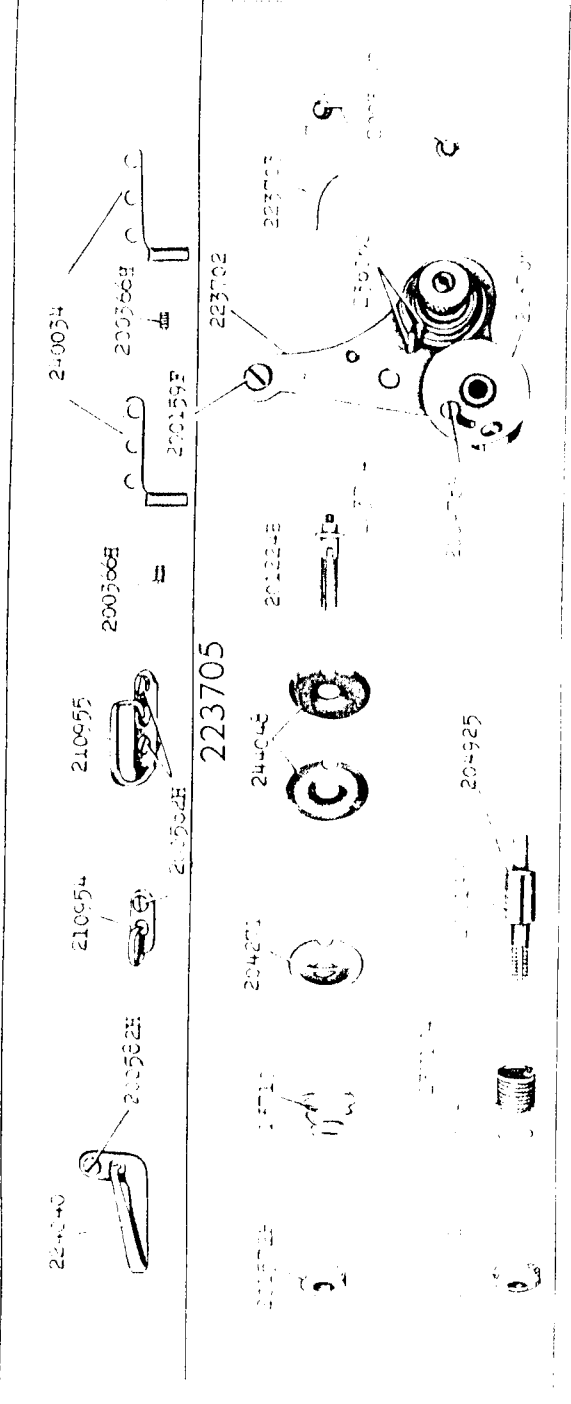


16287 - 3/8



16288 - 1/2





2236-3  
1/32" TO 1/2"  
IN STEPS OF 1/32"





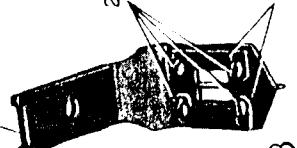



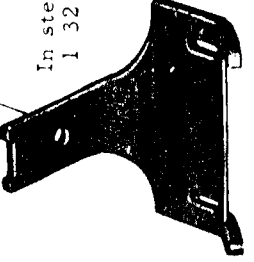



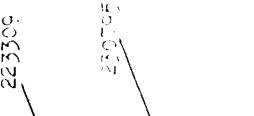






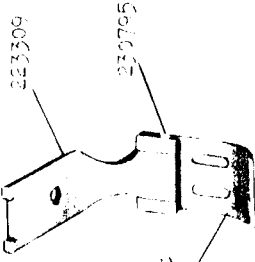

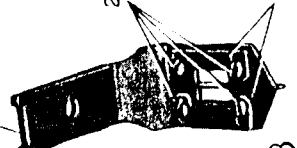







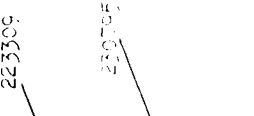


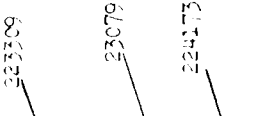

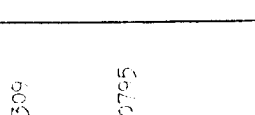

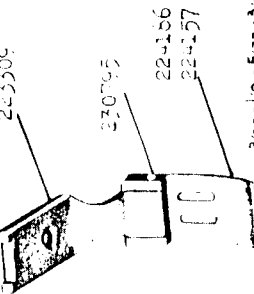

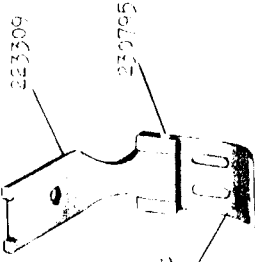
2240-3  
17/32" TO 1  
IN STEPS OF 1/32"

2240-4  
1 1/32" TO 1 1/2"  
IN STEPS OF 1/32"

200157E 225812 200948F 225110



31W

<p>224060-1, 32</p>  <p>224166-50 1 8 to 1 2</p>  <p>224185-50 3 32-1 8-5 32-3 16-7 32</p>  <p>224176 5 16 to 9 16 In steps of 1 32 inch</p> 	<p>200172X</p>  <p>224175 248454-53</p>  <p>248458-53</p>  <p>248455 248452 3 16 7 32-1 4</p>  <p>248457</p>  <p>248508 3 16-7 32-1 4</p>  <p>248451</p>  <p>224189-40</p> 	<p>224170 9 32 to 1-1 2</p>  <p>In steps of 1 32 inch</p> <p>224165-53 1 8 to 1 2</p>  <p>200172X 229541</p>  <p>248457</p>  <p>248508 3 16-7 32-1 4</p>  <p>224187-53 224158-50</p> 	<p>224174-50</p>  <p>223759-50</p> 
<p>224192-53 5 16 to 9 16 In steps of 1 32 inch</p>  <p>224176</p>  <p>224185-50</p>  <p>224166-50</p>  <p>224060-1, 32</p> 	<p>224175 248454-53</p>  <p>248458-53</p>  <p>248455 248452 3 16 7 32-1 4</p>  <p>248457</p>  <p>248508 3 16-7 32-1 4</p>  <p>224189-40</p> 	<p>224170 9 32 to 1-1 2</p>  <p>In steps of 1 32 inch</p> <p>224165-53 1 8 to 1 2</p>  <p>200172X 229541</p>  <p>248457</p>  <p>248508 3 16-7 32-1 4</p>  <p>224187-53 224158-50</p> 	<p>224174-50</p>  <p>223759-50</p> 

1/8 - 5/32 - 3/16

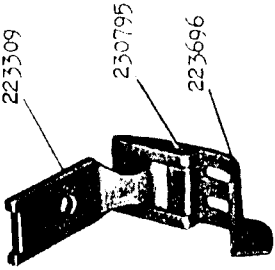
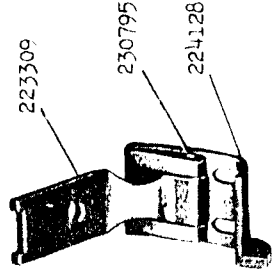
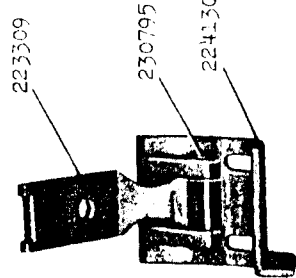
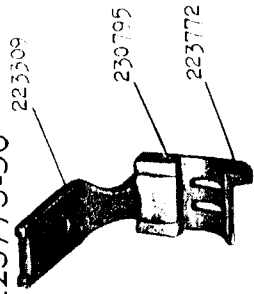
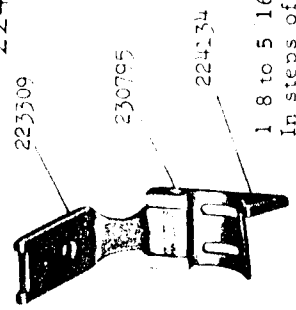
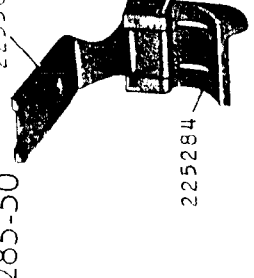
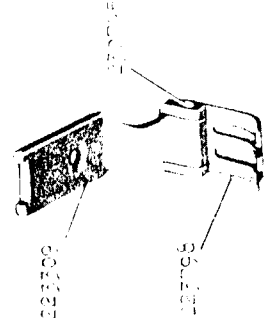
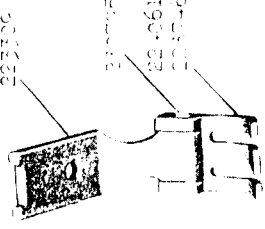
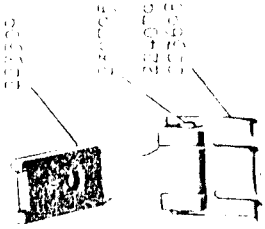
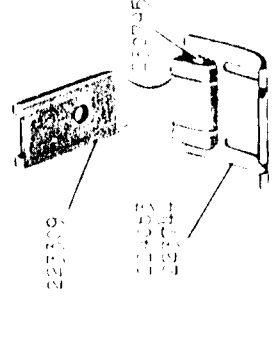

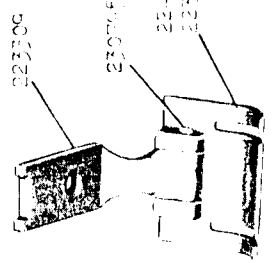
3/16 - 1/8 - 5/32 - 5/16

7/8 - 1/2 - 9/32 - 5/16



16295 - 2/3

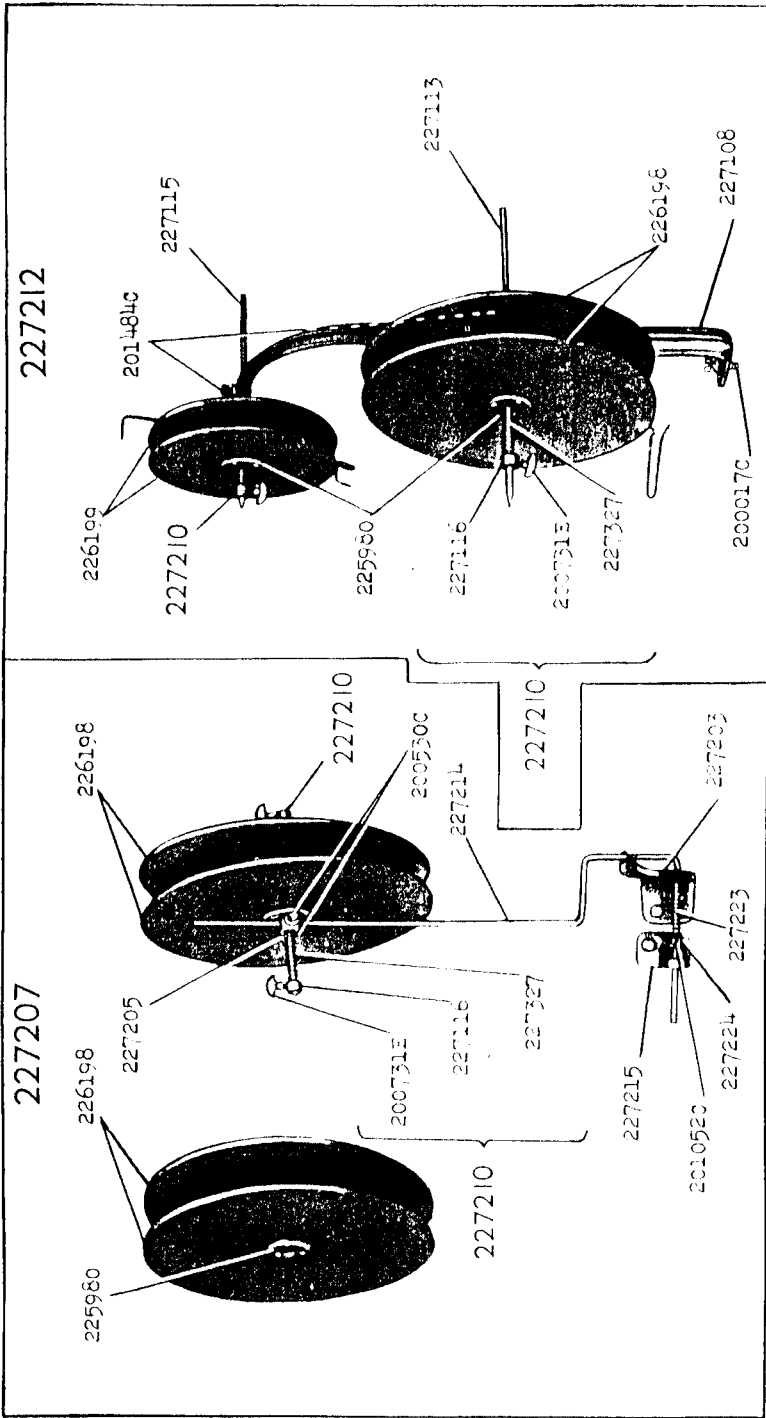
16296 - 2/3

<p>223697-40 1/4 to 7/16 In steps of 1/32 inch</p> 	<p>224129-40 1/4 to 7/16 In steps of 1/32 inch</p> 	<p>224131-40 15/32 to 5/8 In steps of 1/32 inch</p> 
<p>223773-50 1/8 to 5/16 In steps of 1/32 inch</p> 	<p>224135-46 1/8 to 5/16 In steps of 1/32 inch</p> 	<p>225285-50 11/32 to 1-1/2 In steps of 1/32 inch</p> 
<p>223799-50 5/32 - 3/8</p> 	<p>224062-50 223747-46 7/32 - 1/2 - 9/32 - 5/8</p> 	<p>224080-50 223699-46 1/32 - 3/8 - 1/2 - 5/8 - 3/4 - 7/8</p> 
<p>224084-50 223745-46 5/32 - 3/8</p> 	<p>223771-50 223751-46 1/32 - 1/2 - 3/8 - 3/4</p> 	<p>224133-50 223786-46 15/32 - 1/2 - 7/32 - 9/16</p> 

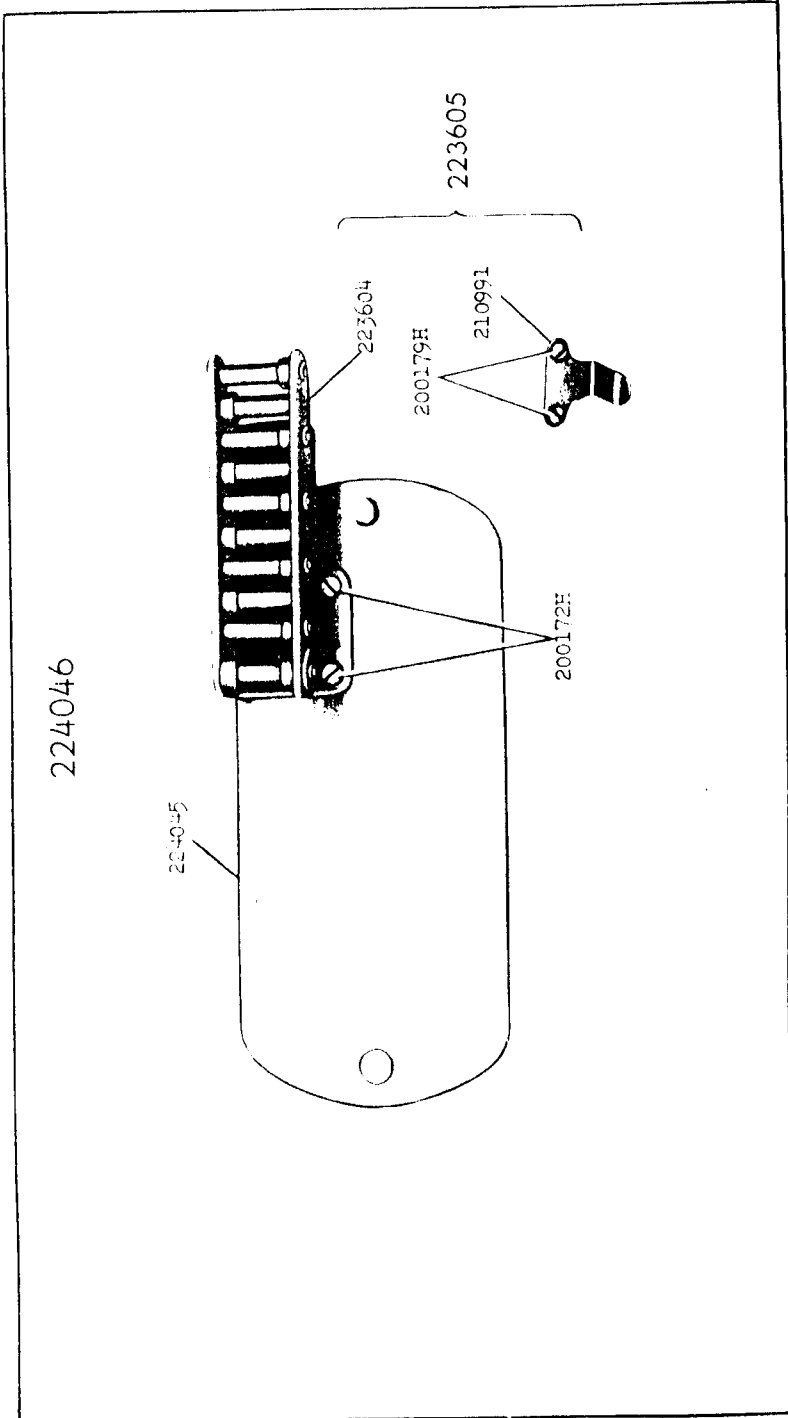
<p>224068-50</p> <p>223309 230795</p> <p>1/32-1-1/32-1/16</p>	<p>224086-50</p> <p>224085 230795</p> <p>1/32-1/16-5/32-1/32</p>	<p>224088-50</p> <p>223309 230795</p> <p>1/32-1/16-1/32-1/16-1/32-1/32</p>
<p>224078-50 224125-46</p> <p>223309 224077 224124 230795</p> <p>1/32-1/16-1/32-1/16</p>	<p>224180-46</p> <p>223309 230795</p> <p>1/32-1/16-1/32-1/32</p>	<p>224178-40</p> <p>223309 230795</p> <p>1/32-1/16-1/32-1/16-1/32-1/16</p>

<p>224059 203376 691F</p> <p>200161D 200106E 15=1 224058-50 1/32-3/64-1/16</p>	<p>224039</p> <p>224015-50 3.16-7.32 237318 15=1 201132D</p>	<p>224059</p> <p>224015-50 3.16-7.32 237318 15=1 201132D</p>
<p>224055</p> <p>224009-46 237318 15=1 201132D</p> <p>1/4 to 13/32 In steps of 1/32 inch</p>	<p>224054</p> <p>224010-50 224011-46 237318 15=1 201132D</p> <p>7/16 to 27/32 In steps of 1/32 inch</p>	<p>224056</p> <p>224055-46 237318 15=1 201132D</p> <p>7/8 to 1-1/2 In steps of 1/32 inch</p>

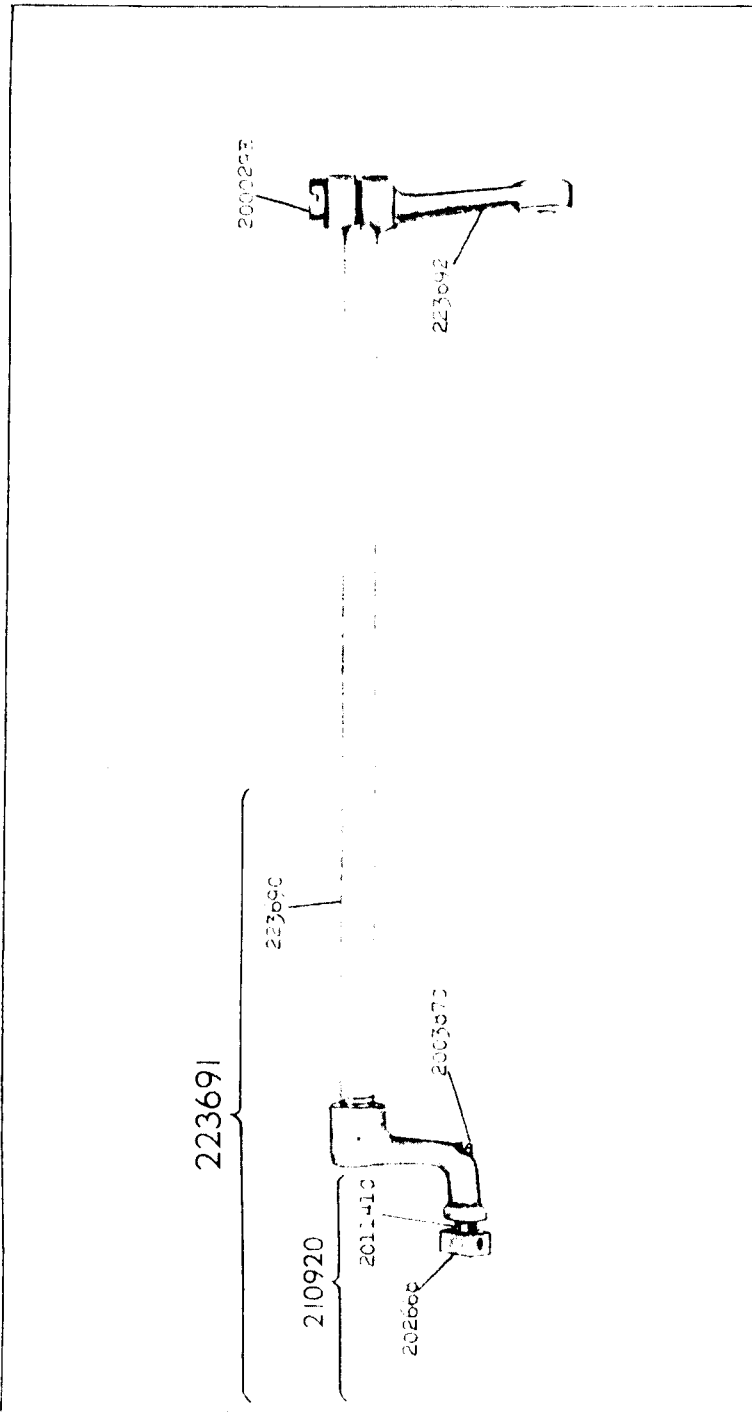
16299 - 1/6



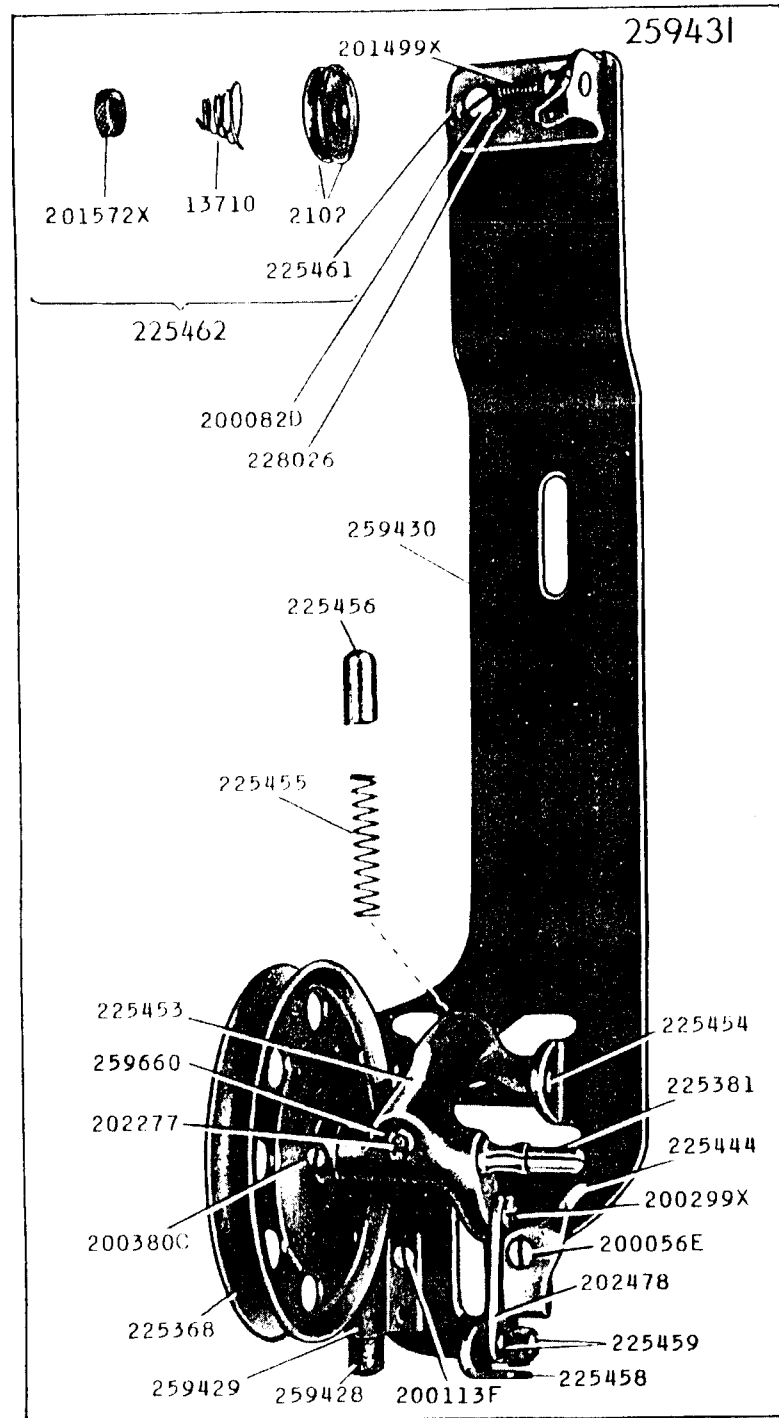
16300 - 2/3



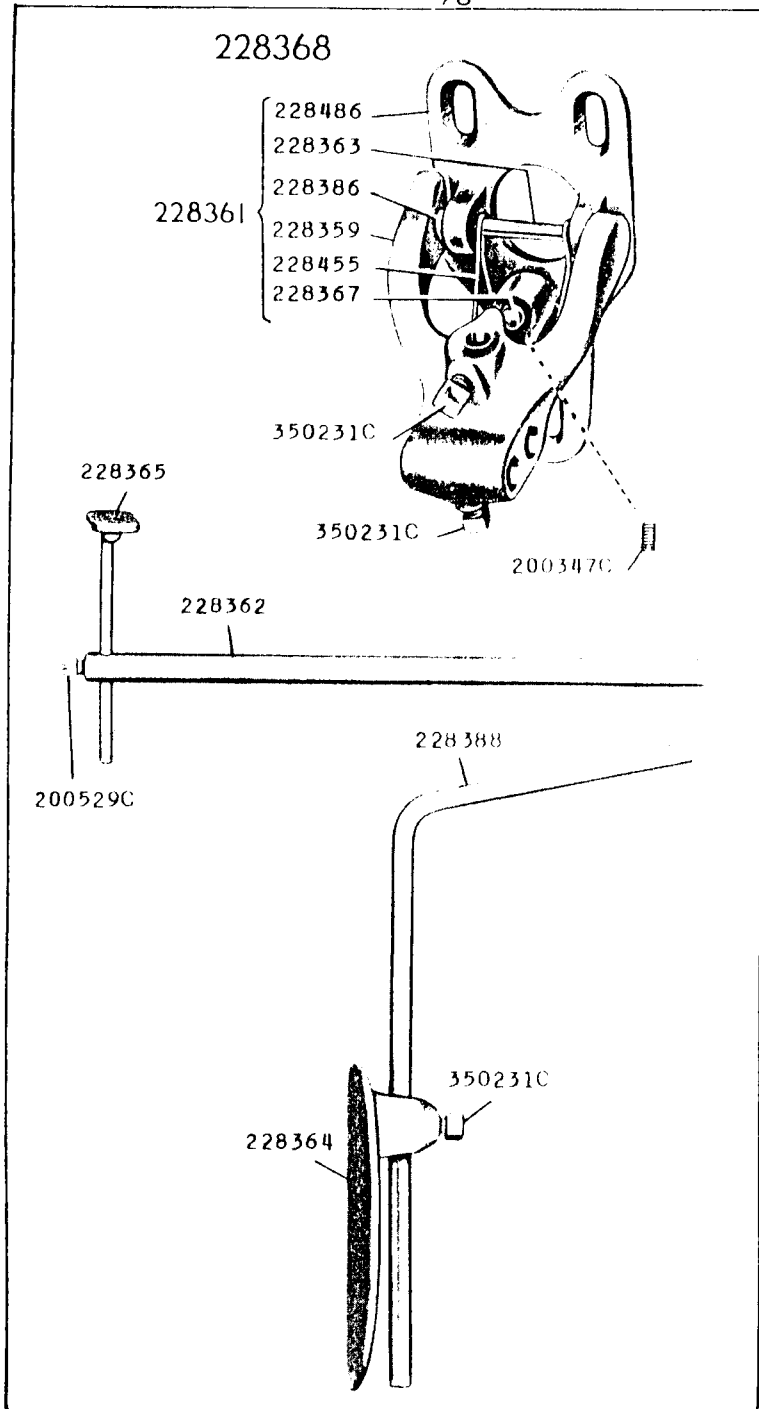
16609 - 1/2




16615 - 1/2



16643 - 3/8



16644 - 1/3



Use screw H  
200246 per Mmm. Fein  
16646 - 3/8

17620 - 1/3

