

Form 8484
June, 1918

LIST OF PARTS



MACHINES

Nos. 52-55 and 52-75

** A TRADE MARK OF
THE SINGER MANUFACTURING COMPANY

INSTRUCTIONS FOR OILING

To ensure easy running and prevent unnecessary wear of the parts which are in movable contact, the machine requires oiling, and when in continuous use, "TYPE B" or "TYPE D" OIL, sold only by Singer Sewing Machine Company, should be applied at least twice each day to all oil holes marked "OIL", as instructed in Form 19768. "TYPE D" OIL is stainless.

INDEX

	PAGE
ACCESSORIES.....	15
CORDER.....	15
FEED ROLLS.....	20
FOOT LIFTER PARTS.....	17
IRON BASE.....	15
KNEE LIFTER PARTS.....	18
MACHINE NO. 52-55.....	7
" " 52-75.....	14
NUMERICAL LIST OF PARTS.....	25
OBSOLETE PARTS.....	23
PRESSER FOOT.....	16
TAPE HOLDERS.....	16
THREAD UNWINDER PARTS.....	19
UNDER DRIVER.....	21

COPYRIGHT
U. S. A.,
1914 AND 1918
BY
THE SINGER MANUFACTURING CO.
ALL RIGHTS RESERVED FOR ALL COUNTRIES

INSTRUCTIONS FOR ORDERING

In ordering from this list, use ONLY the part NUMBER in the FIRST column.

The number stamped on a Sewing Machine part is in every case the number of the single part only.

Every combination of parts sent out as such has its specific number, which, although not stamped on the parts, must be used when ordering the combination.

Each number always indicates the SAME PART in whatever list it appears, or for whatever machine.

The letters after some of the numbers indicate the style of finish only, as follows:

- A. Hardened, Polished and Plated.
- B. Polished and Plated
- C. Hardened only.
- D. Polished only.
- E. Soft, not Polished.
- F. Hardened and Polished.
- G.
- H. Blued.
- J. Plated only.
- K. Hardened and Plated.
- L. Brass or Gilt.
- M. Oxidized.
- P. Japanned.

These letters MUST BE USED *when* they appear in the list, and AFTER the number *as* in the list.

In this series

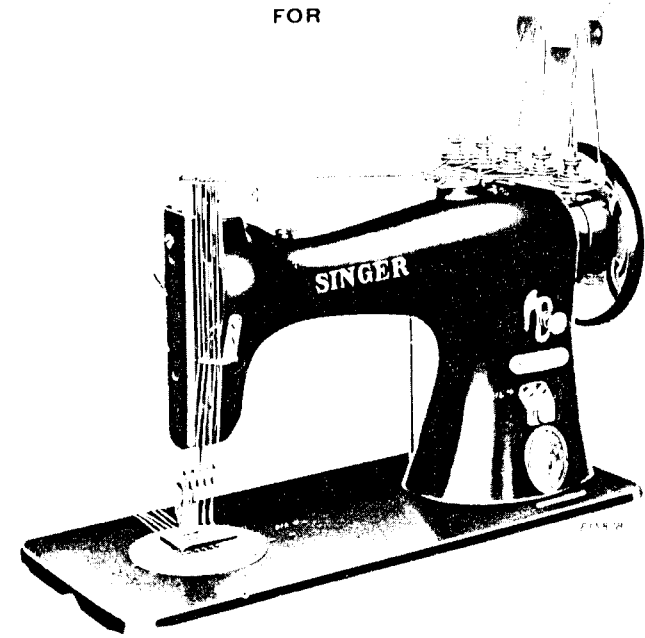
- 1 to 1500 and 50001 to 51500 are Screw Numbers.
- 1501 to 1800 are Nut Numbers.
- 1801 to 2000 are Roller Numbers.
- 2001 to 50000 and 52001 and upward are numbers of Machine Parts.

The figures in the second column refer only to the plates, illustrating the parts, and are NOT TO BE USED in ordering.

Parts marked with an asterisk (*) are furnished only when repairs are made at factory.

LIST OF PARTS COMPLETE

FOR



MACHINE No. 52-55

FIVE NEEDLES. FIVE HOOKS

NO.	PLATE	NAME
*13789	—	Arm.....
4389	7445	" Dowel Pin.....
54897	7442	" Oil Cup.....
13862	7442	" " Tube with 29599, for oiling 13799 and 13804.....
13831	7442	Arm Oil Tube (left) with 49092, for oiling 13811.....
13832	7442	Arm Oil Tube (right) with 49092, for oiling 13813.....
13833	—	Arm Oil Tube Bracket.....
13834	7442	" " " " 13833 with 13831 and 13832.....

NO.	PLATE	NAME
898D	7450	Arm Oil Tube Bracket Screw.....
29599	7442	“ “ “ Packing (felt) for 13862, per 100
49092	7442	Arm Oil Tube Packing (felt) for 13831 and 13832.....
880E	7450	Arm Screw (left).....
138E	7450	“ “ (right).....
13793	7440	“ Shaft.....
13794	7440	“ “ Flanged Bushing (back)....
56006	7442	“ “ “ “ “ Oil Pad (braided cotton).....
446C	2831	Arm Shaft Flanged Bushing (back) Set Screw.....
13795	7440	Arm Shaft Flanged Bushing (front)...
56006	7442	“ “ “ “ “ Oil Pad (braided cotton).....
443C	7450	Arm Shaft Flanged Bushing (front) Set Screw.....
144D	7450	Arm Shaft Screw.....
15196	7441	“ Side Cover.....
286D	7450	“ “ “ Thumb Screw.....
13796	7441	Balance Wheel, 2 $\frac{3}{8}$ in. pulley, with two 448c.....
13797	7441	Balance Wheel Oil Cover.....
210D	7450	“ “ “ “ Screw.....
448C	7450	“ “ Set Screw.....
*13798	—	Bed.....
13799	7441	Crank Connecting Rod with 13800 and two 145E.....
*13800	—	Crank Connecting Rod Cap.....
145E	7450	“ “ “ “ Screw.....
375C	7450	“ “ “ Hinge Screw.....
1518E	7450	“ “ “ “ “ Nut.....
13849	7441	Face Plate.....
190D	7442	“ “ Screw.....
13802	7443	Feed Bar.....
315C	2642	“ “ Screw Centre.....
1519E	7450	“ “ “ “ Nut.....
2039	7444	“ Connecting Link.....
378C	7444	“ “ “ Hinge Screw (long)
380C	7444	“ “ “ “ “ (short)
1520E	7444	“ “ “ “ “ Nut.....
48003	5401	“ Dog.....
48004	5402	“ “.....
48005	5403	“ “.....
48006	5404	“ “.....
48009	5407	“ “.....
48002	5400	“ “ for gathering.....


NO.	PLATE	NAME
48007	5405	Feed Dog, for gathering.....
48008	5406	“ “ “ “ and underbraiding
191C	7450	“ “ Screw.....
13803	7444	“ and Feed Lifting Eccentric with 448c.....
448C	7450	Feed and Feed Lifting Eccentric Set Screw.....
13804	7444	Feed and Feed Lifting Eccentric Sleeve..
13805	7440	“ Forked Connection.....
378C	7444	“ “ “ Hinge Screw....
1520E	7444	“ “ “ “ “ Nut
13806	7440	“ Lifting Rock Shaft.....
13807	—	Feed Lifting Rock Shaft complete, Nos. 2509 and 13806.....
13808	7440	Feed Lifting Rock Shaft Connecting Rod with 43977 and two 145E.....
*43977	—	Feed Lifting Rock Shaft Connecting Rod Cap.....
145E	7450	Feed Lifting Rock Shaft Connecting Rod Cap Screw.....
375C	7450	Feed Lifting Rock Shaft Connecting Rod Hinge Screw.....
1518E	7450	Feed Lifting Rock Shaft Connecting Rod Hinge Screw Nut.....
2509	7444	Feed Lifting Rock Shaft Crank with 157J and 1813.....
157J	7444	Feed Lifting Rock Shaft Crank Clamping Screw.....
1813	7444	Feed Lifting Rock Shaft Crank Roller and Stud.....
307C	7450	Feed Lifting Rock Shaft Screw Centre
1513J	2642	“ “ “ “ “ “ Nut.....
2164	7444	Feed Regulator.....
74E	7444	“ “ Hinge Screw.....
747D	7444	“ “ Thumb Screw.....
21350	7444	“ “ “ “ Stop.....
2047	7440	“ Rock Shaft.....
2046	—	Feed Rock Shaft complete, Nos. 2047 and 2048.....
2048	7444	Feed Rock Shaft Crank with 465c.....
2049	7444	“ “ “ “ Pin.....
465C	7444	“ “ “ “ Set Screw.....
307C	7450	“ “ “ Screw Centre.....
1513J	2642	“ “ “ “ “ Nut.....
13809	7445	Looper.....
13810	7461	“ Carrier with two 237F and five 853c.....

NO.	PLATE	NAME
237F	7450	Looper Carrier Set Screw.....
13516	7445	" " Shaft.....
13836	7445	" " " Bushing.....
448c	7450	" " " " Set Screw..
217F	7450	" " " Set Screw.....
13811	7441	" Driving Shaft with 217F.....
13812	7445	" " " Crank with two 1253c.....
1253c	7445	Looper Driving Shaft Crank Set Screw...
13813	7445	" " " Link.....
13814	7445	" " " " Hinge Pin...
1253c	7445	" " " " " " Set Screw.....
853c	7450	Looper Set Screw.....
13581	7441	Needle Bar (hollow).....
13582	7444	" " Connecting Link with 794E..
794E	7444	" " " " Adjusting Screw.....
881c	7444	Needle Bar Connecting Link Hinge Screw
13896	7444	" " " Stud with 1904 and two 175e.....
175E	7444	Needle Bar Connecting Stud Clamping Screw.....
1904	7444	Needle Bar Connecting Stud Roller (roller only).....
13816	7440	Needle Bar Crank with 435c and 1293c.
1293c	7450	" " " Position Screw.....
435c	2831	" " " Set Screw.....
13560	7461	" Clamp with five 620F or 50014F, for $\frac{1}{8}$ in. to $\frac{3}{4}$ in. gauge.....
13817	7461	Needle Clamp with five 50014F, for $\frac{3}{8}$ in. gauge and above.....
2273	7445	Needle Clamp Pin.....
620F	7445	" Set Screw for 13560.....
50014F	7445	" " " " $\frac{3}{8}$ in. gauge and above.....
13818	7445	Oscillating Rock Shaft with 1253c.....
13819	7445	" " " Hinge Pin.....
13820	7445	" " " " " Bushing
448c	7450	" " " " " S e t Screw.....
2058	7441	Presser Bar.....
52016	7445	" " Lifter.....
1058c	7445	" " " Hinge Screw.....
1520E	7444	" " " " " Nut.....
2953	7445	" " Lifting Bracket with 453c...
453c	2831	" " " " Set Screw...
3100	7445	" " Spring.....

NO.	PLATE	NAME
2070	7445	Presser Bar Spring Washer.....
30344	4685	" Foot, for braiding.....
30353	4687	" " " " cording, with guide for upper strip and two cord tubes.....
31136	3037	Presser Foot, for gathering.....
31142	3094	" " " " leaving out the first needle from the right hand side...
30345	5499	Presser Foot, for general work.....
31135	3037	" " " " leaving out the first needle from the right hand side
30343	5498	Presser Foot, for strip cording, with guides for upper and under strips.....
31134	3036	Presser Foot, for strip cording, with guides for upper and under strips, leaving out the first needle from the right hand side
30355	3034	Presser Foot, for strip cording, with guides for upper and under strips and two cord tubes.....
31154	5431	Presser Foot, for strip cording, with guides for upper and under strips and four cord tubes.....
31131	3035	Presser Foot, for strip folding, with four cord tubes.....
31156	5446	Presser Foot, for rims of soft hats.....
30352	5497	" " " top and bottom cording
31161	5499	" " (double hinged) for braiding
31160	5460	" " (hinged) for braiding.....
31158	5446	" " " " general work..
31159	5459	" " " " strip cording with guides for upper and under strips and four tubes.....
31151	4663	Presser Foot (hinged, adjustable) for gathering, for 48002.....
31157	5447	Presser Foot (hinged, adjustable) for gathering, leaving out the second needle from the right hand side.....
30351	4687	Presser Foot (hinged, tube) for reeding between the first and second needles from the right hand side and the first and second needles from the left hand side with centre space for steel, leaving out the centre needle.....
30349	4686	Presser Foot (hinged, tube) for reeding between the second and centre needles from the right hand side and the second and centre needles from the left hand side.....

NO.	PLATE	NAME
30348	4685	Presser Foot (hinged, tube) for reeding between the second needle from the right hand side and the centre needle, leaving out the first needle from the right hand side and the first and second needles from the left hand side.
30350	4686	Presser Foot (hinged, tube) for reeding, leaving out the first needle from the right hand side.
31137	3038	Presser Foot (side hinged) for general work.
31138	3038	Presser Foot (strip folding).
31141	3093	" " " " for covering two cords with two strips, leaving out the centre needle.
31147	3094	Presser Foot (strip folding) leaving out the centre needle, the first needle from the right hand side and the second needle from the left hand side.
31140	3093	Presser Foot (strip folding) with two cord tubes, for cording between the first and second needles from the right hand side and the first and second needles from the left hand side.
31132	3035	Presser Foot (strip folding) with three cord tubes, leaving out the first needle from the right hand side.
31133	3036	Presser Foot (strip folding) with five cord tubes, leaving out the first needle from the right hand side.
30354	3034	Presser Foot (strip folding) with six cord tubes.
31145	3096	Presser Foot (strip folding) with interlining guide.
31144	3095	Presser Foot (strip folding) with interlining guide, leaving out the first needle from the right hand side.
31149	4635	Presser Foot, slotted for tape, to stitch left hand edge of tape.
30346	5498	Presser Foot (tube).
30342	4684	" " " " for reeding.
30341	4684	" " " " two strips, for reeding.
31150	7541	Presser Foot (tube) for two strips, leaving out the first needle from the right hand side.
31155	7541	Presser Foot (tube) leaving out the first needle from the right hand side.

NO.	PLATE	NAME
31148	4634	Presser Foot with upper and lower strip folder.
31153	4665	Presser Foot with upper and lower strip folder, leaving out the first needle from the right hand side.
190D	7442	Presser Foot Screw.
263E	7450	Pressure Regulating Thumb Screw.
13837	7460	Tension Bracket with nine 13589.
13838	—	Tension Bracket complete, Nos. 828c, 13837, four each 637c, 1547D, five each 1560c, 13710 and ten 2921.
2921	7442	Tension Disc.
13589	7442	" " Steady Pin.
1560c	7442	" Regulating Thumb Nut.
637c	7442	" Screw Stud.
828c	7442	" " " for centre tension.
1547D	7442	" " " Nut.
13710	7442	" Spring.
13589	7442	" Thread Guide Pin.
13839	—	Thread Guide (back of arm) six holes.
13840	7462	" " " " " 13839 with 13862.
13841	7461	Thread Guide (side of arm) five holes.
219D	7450	" " " " " Screw.
13842	—	" " (top of arm) six holes.
13843	7463	" " " " " 13842 with 13862.
50062J	7450	Thread Guide (top of arm) Screw.
13844	7442	" Controller Post.
190D	7442	" " " Screw.
13845	7442	" " Spring.
233D	7442	" " " Screw.
13846	7442	" " Thread Guide.
13847	—	Thread Controller complete, Nos. 233D, 13844 and 13845.
13594	7445	Thread Take-up Plate.
883B	7445	" " " Screw.
48022	5400	Throat Plate for 48002.
48023	5401	" " " 48003.
48024	5402	" " " 48004.
48026	5404	" " " 48006.
48027	5405	" " " 48007.
48029	5407	" " " 48009.
48028	5406	" " " 48008, for gathering and underbraiding.
48025	5403	Throat Plate for 48005, for under strip.
691F	7450	" " " Screw.
13635	1514	Drip Pan with four 1 in. wire nails.



MACHINE No. 52-75

FIVE NEEDLES, FIVE HOOKS. MAKES FIVE TUCKS

This Machine is the same as 52-55 with Tuck Folding Attachment and the following exceptions:

NO.	PLATE	NAME
13835	7458	Face Plate (lower)
13801	7458	" " (upper)
190b	7442	" " " Screw
47862	5408	Feed Dog
47863	5409	" "
47877	7542	Presser Foot (hinged)
47897	5408	Throat Plate for 47862
47898	5409	" " " 47863

NOTE:—Tuck Folding Attachments can be furnished for machines in use, but machines must be returned to the factory to be fitted. When parts are required for repairs the sample must accompany the order.

IRON BASE

NO.	PLATE	NAME
11118	7446	Bed Frame Cushion (leather)
7263	7446	" " Hinge Connection (long)
14098	7446	" " " " (short)
14008	7446	" " " " Pin
970b	7446	" " Thumb Screw
13697	1511	" " with 970b, 2978, 7263, 14098, two 14008 and four each 11118 and wood screws 1¼ in. No. 12
2978	1514	Drip Pan

ACCESSORIES

NO.	PLATE	NAME
12361	7446	Machine Hinge Connection
44139	7446	" " Plate
44140	—	Machine Hinge complete, Nos. 12361, 44139 and wood screw 1¼ in. No. 14 ..
12405	7446	Machine Rest (felt)
41400	7447	" " Pin (wood) 3¼ in. long ..
36569	7447	Oiler with 36571
36570	—	" 36569, filled with oil
36571	7447	" Spout, 1¼ in. long, with 36807
36807	7446	" " Washer (leather)
26026	7447	Screw Driver (large)
26485	7447	" " (small)
35143	7447	Tweezers, 4 in.
8909	7447	Wrench for 1513 and 1518
8908	7447	" " 1519 and 1520
4822	7447	" " 1521 and 1547

CORDER

FOR MACHINE NO. 52-55

NO.	PLATE	NAME
28551	7464	Arm with Tip and Cord Guides
175b	7444	" Adjusting Screw
28554	7464	" Bracket
25790	7449	" Hinge Pin
28556	7464	Arm and Bracket complete, Nos. 175b, 25790, 28551 and 28554
26211	5497	Presser Foot
28562	—	Corder complete, Nos. 135b, 26211 and 28556

NO.	PLATE	NAME
	135D 7450	Corder Screw.....
26354	1512	Cord Guide Eyelet for 26356.....
26355	1512	" " Plate for 26356.....
26356	1512	Cord Guide (table) complete, Nos. 26355 and seven 26354.....
26358	1512	Cord Tension Pin for 26359.....
26357	1512	" " Plate for 26359.....
26359	1512	Cord Tension (bed) complete, Nos. 26357 and ten 26358.....

PRESSER FOOT

FOR MACHINE NO. 52-55

NO.	PLATE	NAME
28572	5497	Presser Foot, for group cording.....

TAPE HOLDERS

TAPE HOLDER (5 in. Diam.)

FOR UNDER THE BENCH

NO.	PLATE	NAME
36795	—	Body.....
36796	—	Cover.....
	55D 7449	" Hinge Screw.....
28994	2116	Tape Holder complete, Nos. 55D, 36795, 36796 and two wood screws 1¼ in. No. 10.....

TAPE HOLDER (Straight) 8 in. Disc.

NO.	PLATE	NAME
26061	989	Bracket Wire with Disc.....
26062	989	Disc (adjustable) with 286D and 35925.....
35925	7449	" Hub.....
	286D 7450	" " Thumb Screw.....
26325	7448	Foot with 736D and three wood screws 1 in. No. 12.....
	736D 7449	Thumb Screw.....
26063	989	Tape Holder complete, Nos. 26061 and 26062.....
26065	—	Tape Holder with Foot complete, Nos. 26063 and 26325.....
234D	7449	Tape Holder Thumb Screw.....

TAPE HOLDER (Offset) 10 in. Disc.

NO.	PLATE	NAME
26066	989	Bracket Wire.....
26067	—	Bracket Wire complete, Nos. 26066, 26068 and 26072.....
26068	989	Disc.....
26069	989	" Hub.....
26070	7446	" " Rivet..... per 100
26071	—	Disc complete, Nos. 26068, 26069 and three 26070.....
26064	7448	Foot with 736D and three wood screws 1 in. No. 12.....
	736D 7449	Foot Thumb Screw.....
26072	989	Tape Guide.....
26073	7449	Tension Adjusting Collar with 286D.....
	286D 7450	" " " Thumb Screw..
13211	7446	" " Spring.....
26074	989	Tape Holder complete, Nos. 13211, 26067, 26071 and 26073.....
26343	—	Tape Holder with Foot complete, Nos. 26064 and 26074.....

FOOT LIFTER PARTS

NO.	PLATE	NAME
5596	7448	Bell Crank.....
5599	7448	" " Bracket.....
	178E 7450	" " " Screw.....
5601	7446	" " Hinge Pin.....
5735	7446	" " Spring.....
5598	7448	Bell Crank complete, Nos. 5596, 5599, 5601 and 5735.....
5670	—	Chain, length 26 in. to 35 in.....

NOTE:—When ordering No. 5670 give length required.

4879	7448	Chain Connecting Link for 4885.....
13587	7448	Lifting Lever.....
13588	7448	" " Connecting Rod.....
12416	7446	" " " " Joint.....
	7D 7446	" " " " " Hinge Screw.....
1521B	7446	Lifting Lever Connecting Rod Lock Nut.....
	802D 7450	" " Hinge Screw.....
2763	1516	Rock Shaft.....
12242	1516	" " Hanger with two wood screws 1 in. No. 10.....

FOOT LIFTER PARTS

NO.	PLATE	NAME
6337	1516	Rock Shaft Lifting Bracket with two 356c.....
12243	1516	Rock Shaft Lifting Bracket Hook for 4880
7125	1516	" " " " " " " "
356c	7450	" " " " " " Set Screw.....
356c	7450	Rock Shaft Lifting Bracket Set Screw....
2770	1516	" " Stop Dog with 356c.....
356c	7450	" " " " Set Screw.....
4880	1516	Rock Shaft complete, Nos. 2763, 2770, 7125, 12243 and two each 6337 and 12242.....
4881	1516	Treadle.....
4882	7448	" Shaft.....
4883	7448	" Spring.....
4884	1516	" Stand.....
4885	1516	Treadle complete, Nos. 4879, 4881 to 4884 and two wood screws 1 in. No. 16.....
13725	—	Foot Lifter complete, Nos. 76D, 802D, 1521E, 4880, 4885, 5598, 5670, 12416, 13587, 13588 and two 178E.....

KNEE LIFTER PARTS

NO.	PLATE	NAME
5596	7448	Bell Crank.....
5599	7448	" " Bracket.....
178E	7450	" " " Screw.....
5601	7446	" " Hinge Pin.....
5735	7446	" " Spring.....
5598	7448	Bell Crank complete, Nos. 5596, 5599, 5601 and 5735.....
13587	7448	Lifting Lever.....
13588	7448	" " Connecting Rod.....
12416	7446	" " " " Joint.....
76D	7446	" " " " " Hinge Screw.....
1521E	7446	Lifting Lever Connecting Rod Lock Nut.
802D	7450	" " Hinge Screw.....
2763	1511	Rock Shaft.....
12242	1511	" " Hanger with two wood screws 1 in. No. 10.....
2765	1511	Rock Shaft Knee Arm.....
2766	1511	" " " " Hub with 356c....
356c	7450	" " " " " Set Screw....
2768	—	Rock Shaft Knee Arm complete, Nos. 2765 to 2767.....

KNEE LIFTER PARTS

NO.	PLATE	NAME
2767	1511	Rock Shaft Knee Plate with 356c.....
356c	7450	" " " " Set Screw.....
6337	1511	" " Lifting Bracket with two 356c
2778	1511	" " " " Hook.....
356c	7450	" " " " " Set Screw.....
356c	7450	Rock Shaft Lifting Bracket Set Screw....
2770	1511	" " Stop Dog with 356c.....
356c	7450	" " " " Set Screw.....
2777	1511	Rock Shaft complete, Nos. 2763, 2768, 2770, 2778, 6337 and two 12242.....
17039	—	Knee Lifter complete, Nos. 76D, 802D, 1521E, 2777, 5598, 12416, 13587, 13588 and two 178E.....

THREAD UNWINDERS

THREAD UNWINDER

FOR TWO LARGE SPOOLS OR TWO LARGE CONES OF THREAD

NO.	PLATE	NAME
27623	2837	Spool Pin.....
155c	7450	" " Set Screw.....
41530	2837	" Rest.....
41531	—	" " 41530 with 1149c and two each 155c and 27623.....
1149c	7450	Spool Rest Set Screw.....
27910	2837	" Stand with 453c.....
41514	2837	" Weight, 4 in. diam., with 11515....
41515	7446	" " Centre Pin.....
27739	2837	Thread Cone (wood).....
41631	2837	" Guard with 208E and two 41569....
41569	7446	" " Eyelet.....
41637	2837	" " Rod (lower).....
41638	2837	" " (upper).....
41639	2837	" " " Coupling with two 459c.....
456c	7450	Thread Guard Rod Coupling Set Screw..
41640	—	Thread Guard Rod complete, 30 in. long, Nos. 41637 to 41639.....
453c	2831	Thread Guard Rod Set Screw.....
208E	7450	" " Screw.....
41533	2837	Thread Unwinder complete, Nos. 27910, 41531, 41631, 41640, two each 27739, 41514 and three wood screws 1 in. No. 12

THREAD UNWINDER

FOR THREE LARGE SPOOLS OR THREE LARGE CONES OF THREAD

This Thread Unwinder is the same as No. 41533 with the following exceptions:

NO.	PLATE	NAME
41434	5571	Spool Rest, in place of 41530.....
41435	—	“ “ 41434 with 1149c and three each 155c and 27623, in place of 41531.
41632	5571	Thread Guard with 208E and three 41569, in place of 41631.....
41438	5571	Thread Unwinder complete, Nos. 27940, 41435, 41632, 41640 and three each 27739, 41514 and wood screws 1 in. No. 12.....

LIST OF PARTS COMPLETE

FOR

FEED ROLLS

TO BE USED WITH UNDER DRIVER NO. 27985

NO.	PLATE	NAME
27971	2830	Feed Roll (lower) with two 446c.....
446c	2831	“ “ “ Set Screw.....
27972	2829	“ “ “ Shaft.....
11411	2831	“ “ “ “ Collar with 453c.....
453c	2831	“ “ “ “ “ Set Screw.....
27973	2830	“ “ “ “ Support.....
27974	2830	“ “ “ (upper).....
27975	2831	“ “ “ “ Bar.....
6533	2831	“ “ “ “ Collar with 460c.....
460c	2831	“ “ “ “ “ Set Screw.....
27976	2831	“ “ “ “ Guide Bracket with 454c.....
454c	2831	Feed Roll (upper) Bar Guide Bracket Set Screw.....
9532	2831	Feed Roll (upper) Bar Lifter with 9533.....
81b	2831	“ “ “ “ “ Hinge Screw.....
9533	2831	“ “ “ “ “ Stop Pin.....
2065	2831	“ “ “ “ “ Spring.....
27977	2830	“ “ “ “ Bracket with 453c and 910c.....
910c	2831	Feed Roll (upper) Bracket Set Screw.....
2932	2830	“ “ “ “ Shaft.....

NO.	PLATE	NAME
453c	2831	Feed Roll (upper) Shaft Set Screw.....
27978	2829	“ “ “ Frame.....
27979	2829	“ “ “ Pulley (grooved) 9 $\frac{7}{8}$ in. diam., with 435c.....
435c	2831	Feed Roll Pulley (grooved) Set Screw.....
27980	—	Feed Rolls complete, Nos. 81b, 2065, 2932, 6533, 9532, 11411, 27971 to 27979 and six wood screws 1 $\frac{1}{4}$ in. No. 12.....

UNDER DRIVER

BALL BEARING, LEVER PRESSURE, TWO SPEED, RIGHT HAND.
TO BE USED WITH FEED ROLLS NO. 27980

NO.	PLATE	NAME
27750	7468	Cone Pulley (grooved) two speed, 3 $\frac{1}{8}$ in. and 5 $\frac{3}{8}$ in. diam., with 878b and 12459.....
25303	2641	Cone Pulley Ball, size $\frac{1}{4}$ in. per 100
27753	2641	“ “ “ “ Bearing Adjusting Ring.....
1143c	2641	“ “ “ “ “ “ “ “ Set Screw.....
27795	2641	Cone Pulley Ball Bearing Adjusting Ring Set Screw Washer..... per 100
878b	2641	Cone Pulley Oil Hole Stop Screw.....
12459	2641	“ “ “ “ “ “ “ Washer (leather)..... per 100
27755	7468	Dress Guard.....
348E	2642	“ “ “ Screw.....
2718	2642	“ “ “ “ Washer.....
27981	2829	Driving Pulley (grooved) 5 $\frac{7}{8}$ in. diam., with 1337c, 7958, 27598 and 27982.....
27982	2830	Driving Pulley (grooved) 1 $\frac{1}{2}$ in. diam., with 451c.....
27598	—	Driving Pulley Friction Ring (leather).....
7958	2642	“ “ “ “ “ Stop Pin.....
1337c	2831	“ “ “ “ “ Set Screw for 27981.....
451c	2831	“ “ “ “ “ “ 27982.....
27757	2641	“ “ “ “ Shaft.....
25303	2641	“ “ “ “ Ball, size $\frac{1}{4}$ in., per 100
27751	2641	Driving Pulley Shaft Ball Bearing Collar.....
27752	2641	“ “ “ “ “ “ “ “ Pin.....
27758	2641	Driving Pulley Shaft Ball Safety Washer.....
27759	2641	“ “ “ “ “ Screw Bearing Ball Case (left).....

NO.	PLATE	NAME
27760	—	Driving Pulley Shaft Screw Bearing Ball Case (left) complete, Nos. 27758, 27759, 27761 to 27763 and twelve 25303.....
27761	2641	Driving Pulley Shaft Screw Bearing Ball Case (left) Friction Stud.....
25303	2641	Driving Pulley Shaft Screw Bearing Ball Case (left) Friction Stud Ball, size 1/4 in.,per 100
27762	2641	Driving Pulley Shaft Screw Bearing Ball Case (left) Friction Stud Ball Plate...
27763	2641	Driving Pulley Shaft Screw Bearing Ball Case (left) Friction Stud Ball Plate Washer.....
27754	2641	Driving Pulley Shaft Screw Bearing Ball Case (left) Friction Stud Extension Pin
1122c	2641	Driving Pulley Shaft Screw Bearing Ball Case (left) Set Screw.....
27764	2641	Driving Pulley Shaft Screw Bearing Ball Case (right).....
27765	—	Driving Pulley Shaft Screw Bearing Ball Case (right) complete, Nos. 27758, 27764 and eight 25303.....
1122c	2641	Driving Pulley Shaft Screw Bearing Ball Case (right) Set Screw.....
27983	2829	Frame with two 1122c.....
27767	7468	Lever with 27768 and two 27878.....
1093c	2642	" Adjusting Screw.....
1513j	2642	" " Nut.....
27768	2642	" Brake (leather, two pieces).....
27878	2642	" " Rivet.....
1092E	2642	" Hinge Screw.....
1507j	2642	" " Nut.....
27769	2642	" Spring.....
27070	1165	Shaft Driving Pulley (sectional, grooved) 10 in. diam., 1 1/8 in. bore, with two 597c
597c	2642	Shaft Driving Pulley Clamping Screw...
27636	1165	Treadle.....
9082	2642	" Bearing Cotter Pin.....
27637	7468	" Pitman Rod (lower).....
27638	2642	" " " Spring.....
27639	7468	" " " (upper).....
9079	7468	" " " Clamp with 354c...
354c	2642	" " " " Screw.....
27640	7468	Treadle Pitman complete, Nos. 2762, 9079 and 27637 to 27639.....
2878	1165	Treadle Stand.....
2762	2642	" Stop Collar with 362F.....
362F	2642	" " " Set Screw.....

NO.	PLATE	NAME
27642	—	Treadle complete, Nos. 2878, 9082, 27636 and four wood screws 1 in. No. 16.....
27643	—	Treadle and Pitman complete, Nos. 27640 and 27642.....
27984	—	Transmitter complete, Nos. 348E, 1092E, 1093c, 1507j, 1513j, 2718, 27750 to 27752, 27754, 27755, 27757, 27760, 27765, 27767, 27769, 27981, 27983, two each 1143c, 27753, 27795, three wood screws 2 in. No. 16 and twenty-two 25303.....
27985	—	Under Driver (ball bearing) lever pressure, two speed, right hand, complete, Nos. 27070, 27643 and 27984.....

OBSOLETE PARTS

NO.	PLATE	NAME
13815	—	Needle Bar Connecting Stud with 1904 and two 640c, use 13896.....
640c	7450	Needle Bar Connecting Stud Clamping Screw for 13815.....

SINGER Needles should be used
in SINGER Machines.
These Needles and their Containers
are marked with the
Company's Trade Mark "SIMANCO.***" 1

Needles in Containers marked
"FOR SINGER MACHINES"
are NOT **SINGER** made needles. 2

NUMERICAL LIST OF PARTS

NO.	PLATE	NAME
55d	7419	Tape Holder Cover Hinge Screw for 28994
74E	7444	Feed Regulator Hinge Screw.....
76d	7446	Lifting Lever Connecting Rod Joint Hinge Screw for 13725 and 17039
81d	2831	Feed Roll (upper) Bar Lifter Hinge Screw for 27980.....
135d	7450	Corder Screw for 28562.....
135E	7450	Arm Screw (right).....
144d	7450	" Shaft Screw.....
145E	7450	Crank Connecting Rod Cap Screw for 13799.....
145E	7450	Feed Lifting Rock Shaft Connecting Rod Cap Screw for 13808.....
155c	7450	Thread Unwinder Spool Pin Set Screw for 41435 and 41531.....
157j	7444	Feed Lifting Rock Shaft Crank Clamping Screw for 2599.....
175d	7414	Corder Arm Adjusting Screw for 28556.....
175E	7444	Needle Bar Connecting Stud Clamping Screw for 13896.....
175E	7450	Bell Crank Bracket Screw for 13725 and 17039.....
190d	7442	Face Plate Screw for 52-55 Machine.....
190d	7442	" " (upper) Screw for 52-75 Machine.....
190d	7442	Presser Foot Screw.....
190d	7442	Thread Controller Post Screw.....
191c	7450	Feed Dog Screw.....
208E	7450	Thread Unwinder Thread Guard Screw for 41631 and 41632.....
210d	7450	Balance Wheel Oil Cover Screw.....
217F	7450	Looper Carrier Shaft Set Screw for 13811
219d	7450	Thread Guide (side of arm) Screw.....
233d	7442	" Controller Spring Screw for 13847
237F	7450	Looper Carrier Set Screw for 13810.....
263E	7450	Pressure Regulating Thumb Screw.....
284d	7449	Tape Holder Thumb Screw for 26065.....
286d	7450	Arm Side Cover Thumb Screw.....
286d	7450	Tape Holder Disc Hub Thumb Screw for 26062.....
286d	7450	Tape Holder Tension Adjusting Collar Thumb Screw for 26073.....
307c	7450	Feed Lifting Rock Shaft Screw Centre...

NO.	PLATE	NAME
307c	7450	Feed Rock Shaft Screw Centre.....
315c	2642	" Bar Screw Centre.....
348E	2642	Under Driver Dress Guard Screw for 27984.....
354c	2642	Under Driver Treadle Pitman Rod Clamp Screw for 9079.....
356c	7450	Rock Shaft Knee Arm Hub Set Screw for 2766.....
356c	7450	Rock Shaft Knee Plate Set Screw for 2767.....
356c	7450	Rock Shaft Lifting Bracket Hook Set Screw for 6337.....
356c	7450	Rock Shaft Lifting Bracket Set Screw for 6337.....
356c	7450	Rock Shaft Stop Dog Set Screw for 2770.....
362F	2642	Under Driver Treadle Stop Collar Set Screw for 2762.....
375c	7450	Crank Connecting Rod Hinge Screw.....
375c	7450	Feed Lifting Rock Shaft Connecting Rod Hinge Screw.....
378c	7444	Feed Connecting Link Hinge Screw (long)
378c	7444	" Forked Connection Hinge Screw...
380c	7444	" Connecting Link Hinge Screw (short)
435c	2831	" Roll Pulley (grooved) Set Screw for 27979.....
435c	2831	Needle Bar Crank Set Screw for 13816...
443c	7450	Arm Shaft Flanged Bushing (front) Set Screw.....
446c	2831	Arm Shaft Flanged Bushing (back) Set Screw.....
446c	2831	Feed Roll (lower) Set Screw for 27971...
448c	7450	Balance Wheel Set Screw for 13796.....
448c	7450	Feed and Feed Lifting Eccentric Set Screw for 13803.....
448c	7450	Looper Carrier Shaft Bushing Set Screw.
448c	7450	Oscillating Rock Shaft Hinge Pin Set Screw.....
451c	2831	Under Driver Driving Pulley Set Screw for 27982.....
453c	2831	Feed Roll (lower) Shaft Collar Set Screw for 11411.....
453c	2831	Feed Roll (upper) Shaft Set Screw for 27977.....
453c	2831	Presser Bar Lifting Bracket Set Screw for 2953.....
453c	2831	Thread Unwinder Thread Guard Rod Set Screw for 27940.....

NO.	PLATE	NAME
454c	2831	Feed Roll (upper) Bar Guide Bracket Set Screw for 27976.....
456c	7450	Thread Unwinder Thread Guard Rod Coupling Set Screw for 41639.....
460c	2831	Feed Roll (upper) Bar Collar Set Screw for 6533.....
465c	7444	Feed Rock Shaft Crank Set Screw for 2048.....
597c	2642	Under Driver Shaft Driving Pulley Clamping Screw for 27070.....
620F	7445	Needle Set Screw for 13560.....
637c	7442	Tension Screw Stud for 13838.....
640c	7450	Needle Bar Connecting Stud Clamping Screw for 13815, obsolete.....
691F	7450	Throat Plate Screw.....
736D	7449	Tape Holder Foot Thumb Screw for 26064 and 26325.....
747D	7444	Feed Regulator Thumb Screw.....
794E	7444	Needle Bar Connecting Link Adjusting Screw for 13582.....
802D	7450	Lifting Lever Hinge Screw for 13725 and 17039.....
828c	7442	Tension Screw Stud, for centre tension, for 13838.....
853c	7450	Looper Set Screw for 13810.....
878D	2641	Under Driver Cone Pulley Oil Hole Stop Screw for 27750.....
880E	7450	Arm Screw (left).....
881c	7444	Needle Bar Connecting Link Hinge Screw
883B	7445	Thread Take-up Plate Screw.....
898D	7450	Arm Oil Tube Bracket Screw.....
910c	2831	Feed Roll (upper) Bracket Set Screw for 27977.....
970D	7446	Bed Frame Thumb Screw for 13697.....
1058c	7445	Presser Bar Lifter Hinge Screw.....
1092E	2642	Under Driver Lever Hinge Screw for 27984.....
1093c	2642	Under Driver Lever Adjusting Screw for 27984.....
1122c	2641	Under Driver Driving Pulley Shaft Screw Bearing Ball Case (left) Set Screw for 27983.....
1122c	2641	Under Driver Driving Pulley Shaft Screw Bearing Ball Case (right) Set Screw for 27983.....
1143c	2641	Under Driver Cone Pulley Ball Bearing Adjusting Ring Set Screw for 27984...

NUMERICAL LIST OF PARTS

NO.	PLATE	NAME
1149c	7450	Thread Unwinder Spool Rest Set Screw for 41435 and 41531.....
1253c	7445	Looper Driving Shaft Crank Set Screw for 13812.....
1253c	7445	Looper Driving Shaft Link Hinge Pin Set Screw for 13818.....
1293c	7450	Needle Bar Crank Position Screw for 13816.....
1337c	2831	Under Driver Driving Pulley Set Screw for 27981.....
1507J	2642	Under Driver Lever Hinge Screw Nut for 27984.....
1513J	2642	Feed Lifting Rock Shaft Screw Centre Nut.....
1513J	2642	Feed Rock Shaft Screw Centre Nut.....
1513J	2642	Under Driver Lever Adjusting Screw Nut for 27984.....
1518E	7450	Crank Connecting Rod Hinge Screw Nut
1518E	7450	Feed Lifting Rock Shaft Connecting Rod Hinge Screw Nut.....
1519E	7450	Feed Bar Screw Centre Nut.....
1520E	7444	" Connecting Link Hinge Screw Nut.....
1520E	7444	" Forked Connection Hinge Screw Nut.....
1520E	7444	Presser Bar Lifter Hinge Screw Nut.....
1521E	7446	Lifting Lever Connecting Rod Lock Nut for 13725 and 17039.....
1547D	7442	Tension Screw Stud Nut for 13838.....
1560c	7442	" Regulating Thumb Nut for 13838.....
1813	7444	Feed Lifting Rock Shaft Crank Roller and Stud for 2509.....
1904	7444	Needle Bar Connecting Stud Roller (roller only) for 13815 and 13896.....
2039	7444	Feed Connecting Link.....
2046	—	Feed Rock Shaft complete, Nos. 2047 and 2048.....
2047	7440	Feed Rock Shaft for 2046.....
2048	7444	" " " Crank with 465c, for 2046.....
2049	7444	Feed Rock Shaft Crank Pin.....
2058	7441	Presser Bar.....
2065	2831	Feed Roll (upper) Bar Spring for 27980.....
2070	7445	Presser Bar Spring Washer.....
2164	7444	Feed Regulator.....
2273	7445	Needle Clamp Pin.....
2509	7444	Feed Lifting Rock Shaft Crank with 1574 and 1813, for 13807.....
2718	2642	Under Driver Dress Guard Screw Washer for 27984.....

NUMERICAL LIST OF PARTS

NO.	PLATE	NAME
2762	2642	Under Driver Treadle Stop Collar with 362r, for 27640.....
2763	1511	Rock Shaft for 2777 and 4880.....
		Nos. 2765 TO 2767 FOR 2768.
2765	1511	Rock Shaft Knee Arm.....
2766	1511	" " " " Hub with 356c.....
2767	1511	" " " " Plate with 356c.....
2768	—	Rock Shaft Knee Arm complete for 2777, Nos. 2765 to 2767.....
2770	1511	Rock Shaft Stop Dog with 356c, for 2777 and 4880.....
2777	1511	Rock Shaft complete for 17039, Nos. 2763, 2768, 2770, 2778, 6337 and two 12242.....
2778	1511	Rock Shaft Lifting Bracket Hook for 2777.....
2878	1165	Under Driver Treadle Stand for 27642.....
2921	7442	Tension Disc for 13838.....
2932	2830	Feed Roll (upper) Shaft for 27980.....
2953	7445	Presser Bar Lifting Bracket with 453c.....
2978	1514	Drip Pan for 13697.....
3100	7445	Presser Bar Spring.....
4389	7445	Arm Dowel Pin.....
4822	7447	Wrench for 1521 and 1517 (Accessories).....
4879	7448	Chain Connecting Link for 4885.....
4880	1516	Rock Shaft complete for 13725, Nos. 2763, 2770, 7125, 12243 and two each 6337 and 12242.....
		Nos. 4881 TO 4884 FOR 4885.
4881	1516	Treadle.....
4882	7448	" Shaft.....
4883	7448	" Spring.....
4884	1516	" Stand.....
4885	1516	Treadle complete for 13725, Nos. 4879, 4881 to 4884 and two wood screws 1 in. No. 16.....
5596	7448	Bell Crank for 5598.....
5598	7448	Bell Crank complete for 13725 and 17039, Nos. 5596, 5599, 5601 and 5735.....
5599	7448	Bell Crank Bracket for 5598.....
5601	7446	" " Hinge Pin for 5598.....
5670	—	Chain, length 26 in. to 35 in., for 13725.....
5735	7446	Bell Crank Spring for 5598.....
6337	1511	Rock Shaft Lifting Bracket with two 356c, for 2777 and 4880.....
6533	2831	Feed Roll (upper) Bar Collar with 460c, for 27980.....
7125	1516	Rock Shaft Lifting Bracket Hook for 4880.....

NO.	PLATE	NAME
7263	7446	Bed Frame Hinge Connection (long) for 13697.....
7958	2642	Under Driver Driving Pulley Friction Ring Stop Pin for 27981.....
8908	7447	Wrench for 1519 and 1520 (Accessories)...
8909	7447	" " 1513 and 1518 (Accessories)...
9079	7468	Under Driver Treadle Pitman Rod Clamp with 354c, for 27640.....
9082	2642	Under Driver Treadle Bearing Cotter Pin for 27642.....
9532	2831	Feed Roll (upper) Bar Lifter with 9533, for 27980.....
9533	2831	Feed Roll (upper) Bar Lifter Stop Pin for 9532.....
11118	7446	Bed Frame Cushion (leather) for 13697...
11411	2831	Feed Roll (lower) Shaft Collar with 453c, for 27980.....
12242	1516	Rock Shaft Hanger with two wood screws 1 in. No. 10, for 2777 and 4880.....
12243	1516	Rock Shaft Lifting Bracket Hook for 4880.....
12361	7446	Machine Hinge Connection for 41140.....
12405	7446	" Rest, felt (Accessories).....
12416	7446	Lifting Lever Connecting Rod Joint for 13725 and 17039.....
12459	2641	Under Driver Cone Pulley Oil Hole Stop Screw Washer (leather) for 27750, per 100
13211	7446	Tape Holder Tension Adjusting Spring for 26074.....
13516	7445	Looper Carrier Shaft.....
13560	7461	Needle Clamp with five 620F or 50014F, for $\frac{1}{8}$ in. to $\frac{1}{4}$ in. gauge.....
13581	7441	Needle Bar (hollow).....
13582	7444	" " Connecting Link with 794E... ..
13587	7448	Lifting Lever for 13725 and 17039.....
13588	7448	" " Connecting Rod for 13725 and 17039.....
13589	7442	Tension Disc Steady Pin for 13837.....
13589	7442	" Thread Guide Pin for 13837.....
13594	7445	Thread Take-up Plate.....
13635	1514	Drip Pan with four 1 in. wire nails.....
13697	1511	Bed Frame with 970b, 2978, 7263, 14098, two 14008 and four each 11118 and wood screws $1\frac{1}{4}$ in. No. 12.....
13710	7442	Tension Spring for 13838.....
13725	—	Foot Lifter complete, Nos. 76b, 802b, 1521E, 4880, 4885, 5598, 5670, 12416, 13587, 13588 and two 178E.....

NO.	PLATE	NAME
*13789	—	Arm.....
13790 to 13792		Nos. cancelled.
13793	7440	Arm Shaft.....
13794	7440	" " Flanged Bushing (back).....
13795	7440	" " " (front).....
13796	7441	Balance Wheel, $2\frac{3}{16}$ in. pulley, with two 448c.....
13797	7441	Balance Wheel Oil Cover.....
*13798	—	Bed.....
13799	7441	Crank Connecting Rod with 13800 and two 145E.....
*13800	—	Crank Connecting Rod Cap for 13799.....
13801	7458	Face Plate (upper) for 52-75 Machine....
13802	7443	Feed Bar.....
13803	7444	" and Feed Lifting Eccentric with 448c.....
13804	7444	Feed and Feed Lifting Eccentric Sleeve..
13805	7440	" Forked Connection.....
13806	7440	" Lifting Rock Shaft for 13807.....
13807	—	Feed Lifting Rock Shaft complete, Nos. 2509 and 13806.....
13808	7440	Feed Lifting Rock Shaft Connecting Rod with 43977 and two 145E.....
13809	7445	Looper.....
13810	7461	" Carrier with two 237F and five 853c.....
13811	7441	Looper Driving Shaft with 217F.....
13812	7445	" " " Crank with two 1253c.....
13813	7445	Looper Driving Shaft Link.....
13814	7445	" " " Hinge Pin....
13815	—	Needle Bar Connecting Stud with 1904 and two 640c, obsolete, use 13896.....
13816	7440	Needle Bar Crank with 435c and 1293c...
13817	7461	" Clamp with five 50014F, for $\frac{3}{8}$ in. gauge and above.....
13818	7445	Oscillating Rock Shaft with 1253c.....
13819	7445	" " " Hinge Pin.....
13820	7445	" " " " Bushing.....
13821 to 13830		Nos. cancelled.
		Nos. 13831 to 13833 for 13834.
13831	7442	Arm Oil Tube (left) with 49092, for oiling 13811.....
13832	7442	Arm Oil Tube (right) with 49092, for oiling 13813.....
13833	—	Arm Oil Tube Bracket.....
13834	7442	" " " " 13833 with 13831 and 13832.....

NO.	PLATE	NAME
13835	7458	Face Plate (lower) for 52-75 Machine....
13836	7445	Looper Carrier Shaft Bushing.....
13837	7460	Tension Bracket with nine 13589, for 13838.....
13838	—	Tension Bracket complete, Nos. 828c, 13837, four each 637c, 1547d, five each 1560c, 13710 and ten 2921.....
13839	—	Thread Guide (back of arm) six holes, for 13840.....
13840	7462	Thread Guide (back of arm) 13839 with 13862.....
13841	7461	Thread Guide (side of arm) five holes....
13842	—	“ “ (top of arm) six holes, for 13843.....
13843	7463	Thread Guide (top of arm) 13842 with 13862.....
13844	7442	Thread Controller Post for 13847.....
13845	7442	“ “ Spring for 13847.....
13846	7442	“ “ Thread Guide.....
13847	—	Thread Controller complete, Nos. 233b, 13844 and 13845.....
13849	7441	Face Plate for 52-55 Machine.....
13862	7442	Arm Oil Tube with 29599, for oiling 13799 and 13804, for 13840 and 13843.....
13896	7444	Needle Bar Connecting Stud with 1904 and two 175E.....
14008	7446	Bed Frame Hinge Connection Pin for 13697.....
14098	7446	Bed Frame Hinge Connection (short) for 13697.....
15196	7441	Arm Side Cover.....
17039	—	Knee Lifter complete, Nos. 76b, 802b, 1521E, 2777, 5598, 12416, 13587, 13588 and two 178E.....
21350	7444	Feed Regulator Thumb Screw Stop....
25303	2641	Under Driver Cone Pulley Ball, size $\frac{1}{4}$ in., for 27984..... per 100
25303	2641	Under Driver Driving Pulley Shaft Ball, size $\frac{1}{4}$ in., for 27760 and 27765... per 100
25303	2641	Under Driver Driving Pulley Shaft Screw Bearing Ball Case (left) Friction Stud Ball, size $\frac{1}{4}$ in., for 27760..... per 100
25790	7449	Corder Arm Hinge Pin for 28556.....
26026	7447	Screw Driver, large (Accessories).....
26061	989	Tape Holder Bracket Wire with Disc for 26063.....
26062	989	Tape Holder Disc (adjustable) with 286d and 35925, for 26063.....

NO.	PLATE	NAME
26063	989	Tape Holder (straight) 8 in. disc, complete for 26065, Nos. 26061 and 26062.....
26064	7448	Tape Holder Foot with 736d and three wood screws 1 in. No. 12, for 26343.....
26065	—	Tape Holder with Foot complete, Nos. 26063 and 26325.....
26066	989	Tape Holder Bracket Wire for 26067.....
26067	—	Tape Holder Bracket Wire complete for 26074, Nos. 26066, 26068 and 26072... ..
26068	989	Tape Holder Disc for 26067 and 26071... ..
26069	989	“ “ “ Hub for 26071.....
26070	7446	“ “ “ “ Rivet for 26071, per 100
26071	—	Tape Holder Disc complete for 26074, Nos. 26068, 26069 and three 26070.....
26072	989	Tape Holder Tape Guide for 26067.....
26073	7449	“ “ Adjusting Collar with 286d, for 26074.....
26074	989	Tape Holder (offset) 10 in. disc, complete for 26343, Nos. 13211, 26067, 26071 and 26073.....
26211	5497	Presser Foot for 28562.....
26325	7448	Tape Holder Foot with 736d and three wood screws 1 in. No. 12, for 26065....
26343	—	Tape Holder with Foot complete, Nos. 26064 and 26074.....
26354	1512	Corder Cord Guide Eyelet for 26356.....
26355	1512	“ “ “ Plate for 26356.....
26356	1512	Corder Cord Guide (table) complete for 52-55 Machine, Nos. 26355 and seven 26354.....
26357	1512	Corder Cord Tension Plate for 26359....
26358	1512	“ “ “ Pin for 26359.....
26359	1512	Corder Cord Tension (bed) complete for 52-55 Machine, Nos. 26357 and ten 26358.....
26485	7447	Screw Driver, small (Accessories).....
27070	1165	Under Driver Shaft Driving Pulley (sectional, grooved) 10 in. diam., $1\frac{1}{8}$ in. bore, with two 597c, for 27985.....
27598	—	Under Driver Driving Pulley Friction Ring (leather) for 27981.....
27623	2837	Thread Unwinder Spool Pin for 41435 and 41531.....
27636	1165	Under Driver Treadle for 27642..... Nos. 27637 to 27639 for 27640.
27637	7468	Under Driver Treadle Pitman Rod (lower)

NO.	PLATE	NAME
27638	2642	Under Driver Treadle Pitman Rod (lower) Spring.....
27639	7468	Under Driver Treadle Pitman Rod (upper)
27640	7468	Under Driver Treadle Pitman complete for 27643, Nos. 2762, 9079 and 27637 to 27639.....
27642	—	Under Driver Treadle complete for 27643, Nos. 2878, 9082, 27636 and four wood screws 1 in. No. 16.....
27643	—	Under Driver Treadle and Pitman complete for 27985, Nos. 27640 and 27642.
27739	2837	Thread Unwinder Thread Cone (wood) for 41438 and 41533.....
		Nos. 27750 TO 27755 FOR 27984.
27750	7468	Under Driver Cone Pulley (grooved) two speed, 3 $\frac{1}{8}$ in. and 5 $\frac{3}{8}$ in. diam., with 878D and 12459.....
27751	2641	Under Driver Driving Pulley Shaft Ball Bearing Collar.....
27752	2641	Under Driver Driving Pulley Shaft Ball Bearing Collar Pin.....
27753	2641	Under Driver Cone Pulley Ball Bearing Adjusting Ring.....
27754	2641	Under Driver Driving Pulley Shaft Screw Bearing Ball Case (left) Friction Stud Extension Pin.....
27755	7468	Under Driver Dress Guard.....
27757	2641	“ “ Driving Pulley Shaft for 27984.....
27758	2641	Under Driver Driving Pulley Shaft Ball Safety Washer for 27760 and 27765....
27759	2641	Under Driver Driving Pulley Shaft Screw Bearing Ball Case (left) for 27760.....
27760	—	Under Driver Driving Pulley Shaft Screw Bearing Ball Case (left) complete for 27984, Nos. 27758, 27759, 27761 to 27763 and twelve 25303.....
		Nos. 27761 TO 27763 FOR 27760.
27761	2641	Under Driver Driving Pulley Shaft Screw Bearing Ball Case (left) Friction Stud.
27762	2641	Under Driver Driving Pulley Shaft Screw Bearing Ball Case (left) Friction Stud Ball Plate.....
27763	2641	Under Driver Driving Pulley Shaft Screw Bearing Ball Case (left) Friction Stud Ball Plate Washer.....

NO.	PLATE	NAME
27764	2641	Under Driver Driving Pulley Shaft Screw Bearing Ball Case (right) for 27765....
27765	—	Under Driver Driving Pulley Shaft Screw Bearing Ball Case (right) complete for 27984, Nos. 27758, 27764 and eight 25303.....
27767	7468	Under Driver Lever with 27768 and two 27878, for 27984.....
27768	2642	Under Driver Lever Brake (leather, two pieces) for 27767.....
27769	2642	Under Driver Lever Spring for 27984....
27795	2641	“ “ Cone Pulley Ball Bearing Adjusting Ring Set Screw Washer for 27984.....per 100
27878	2642	Under Driver Lever Brake Rivet for 27767
27940	2837	Thread Unwinder Spool Stand with 453c, for 41438 and 41533.....
		Nos. 27971 TO 27979 FOR 27980.
27971	2830	Feed Roll (lower) with two 446c.....
27972	2829	“ “ “ Shaft.....
27973	2830	“ “ “ “ Support.....
27974	2830	“ “ (upper).....
27975	2831	“ “ “ Bar.....
27976	2831	“ “ “ “ Guide Bracket with 454c.....
27977	2830	Feed Roll (upper) Bracket with 453c and 910c.....
27978	2829	Feed Roll Frame.....
27979	2829	“ “ Pulley (grooved) 9 $\frac{7}{8}$ in. diam., with 435c.....
27980	—	Feed Rolls complete for 27985, Nos. 81D, 2065, 2932, 6533, 9532, 11411, 27971 to 27979 and six wood screws 1 $\frac{1}{4}$ in. No. 12
27981	2829	Under Driver Driving Pulley (grooved) 5 $\frac{7}{8}$ in. diam., with 1337c, 7958, 27598 and 27982, for 27984.....
27982	2830	Under Driver Driving Pulley (grooved) 1 $\frac{1}{2}$ in. diam., with 451c, for 27981....
27983	2829	Under Driver Frame with two 1122c, for 27984.....
27984	—	Under Driver Transmitter complete for 27985, Nos. 348E, 1092E, 1093c, 1507I, 1513I, 2718, 27750 to 27752, 27754, 27755, 27757, 27760, 27765, 27767, 27769, 27981, 27983, two each 1143c, 27753, 27795, three wood screws 2 in. No. 16 and twenty-two 25303.....

NO.	PLATE	NAME
27985	—	Under Driver (ball bearing) lever pressure, two speed, right hand, complete, Nos. 27070, 27643 and 27984.
28551	7464	Corder Arm with Tip and Cord Guide for 28556.
28554	7464	Corder Arm Bracket for 28556.
28556	7464	Corder Arm and Bracket complete for 28562, Nos. 175D, 25790, 28551 and 28554.
28562	—	Corder complete for 52-55 Machine, Nos. 135D, 26211 and 28556.
28572	5497	Presser Foot, for group cording, for 52-55 Machine.
28994	2116	Tape Holder (5 in. diam.) complete, for under the bench, Nos. 55D, 36795, 36796 and two wood screws 1¼ in. No. 10.
29599	7442	Arm Oil Tube Packing (felt) for 13862, per 100
Nos. 30341 TO 30355 FOR 52-55 MACHINE.		
30341	4684	Presser Foot (tube) for two strips, for reeding.
30342	4684	Presser Foot (tube) for reeding.
30343	5498	" " for strip cording, with guides for upper and under strips.
30344	4685	Presser Foot, for braiding.
30345	5499	" " " general work.
30346	5498	" " (tube).
30347	—	No. cancelled, order 30342.
30348	4685	Presser Foot (hinged, tube) for reeding between the second needle from the right hand side and the centre needle, leaving out the first needle from the right hand side and the first and second needles from the left hand side.
30349	4686	Presser Foot (hinged, tube) for reeding between the second and centre needles from the right hand side and the second and centre needles from the left hand side.
30350	4686	Presser Foot (hinged, tube) for reeding, leaving out the first needle from the right hand side.
30351	4687	Presser Foot (hinged, tube) for reeding between the first and second needles from the right hand side and the first and second needles from the left hand side with centre space for steel, leaving out the centre needle.
30352	5497	Presser Foot, for top and bottom cording.

NO.	PLATE	NAME
30353	4687	Presser Foot, for cording, with guide for upper strip and two cord tubes.
30354	3034	Presser Foot (strip folding) with six cord tubes.
30355	3034	Presser Foot, for strip folding with guides for upper and under strips and two cord tubes.
Nos. 31131 TO 31138 FOR 52-55 MACHINE.		
31131	3035	Presser Foot, for strip folding, with four cord tubes.
31132	3035	Presser Foot (strip folding) with three cord tubes, leaving out the first needle from the right hand side.
31133	3036	Presser Foot (strip folding) with five cord tubes, leaving out the first needle from the right hand side.
31134	3036	Presser Foot, for strip cording, with guides for upper and under strips, leaving out the first needle from the right hand side.
31135	3037	Presser Foot, for general work, leaving out the first needle from the right hand side.
31136	3037	Presser Foot, for gathering.
31137	3038	" " (side hinged) for general work.
31138	3038	Presser Foot (strip folding).
Nos. 31140 TO 31142 FOR 52-55 MACHINE.		
31140	3093	Presser Foot (strip folding) with two cord tubes, for cording between the first and second needles from the right hand side and the first and second needles from the left hand side.
31141	3093	Presser Foot (strip folding) for covering two cords with two strips, leaving out the centre needle.
31142	3094	Presser Foot, for gathering, leaving out the first needle from the right hand side.
31144	3095	Presser Foot (strip folding) with interlining guide, leaving out the first needle from the right hand side, for 52-55 Machine.
31145	3096	Presser Foot (strip folding) with interlining guide, for 52-55 Machine.
Nos. 31147 TO 31151 FOR 52-55 MACHINE.		
31147	3094	Presser Foot (strip folding) leaving out the centre needle, the first needle from the right hand side and the second needle from the left hand side.

NO.	PLATE	NAME
48008	5406	Feed Dog, for gathering and underbraiding
48009	5407	" "
48022	5400	Throat Plate for 48002
48023	5401	" " " 48003
48024	5402	" " " 48004
48025	5403	" " " 48005, for under strip
48026	5404	" " " 48006
48027	5405	" " " 48007
48028	5406	" " " 48008, for gathering and underbraiding
48029	5407	Throat Plate for 48009
49092	7442	Arm Oil Tube Packing (felt) for 13831 and 13832
50014F	7445	Needle Set Screw, for $\frac{3}{4}$ in. gauge and above, for 13560 and 13817
50062J	7450	Thread Guide (top of arm) Screw
52016	7445	Presser Bar Lifter
54897	7442	Arm Oil Cup
56006	7442	" Shaft Flanged Bushing (back) Oil Pad (braided cotton)
56006	7442	Arm Shaft Flanged Bushing (front) Oil Pad (braided cotton)

SINGER Needles should be used
in SINGER Machines.
These Needles and their Containers
are marked with the
Company's Trade Mark "SIMANCO." 1

Needles in Containers marked
"FOR SINGER MACHINES"
are NOT **SINGER** made needles. 2

ILLUSTRATIONS OF PARTS

PLATE 989—ONE-FOURTH SIZE

26063	Needle
26064	Needle
26065	Needle
26066	Needle
26067	Needle
26068	Needle
26069	Needle
26070	Needle
26071	Needle
26072	Needle
26073	Needle
26074	Needle
26075	Needle
26076	Needle
26077	Needle
26078	Needle
26079	Needle
26080	Needle
26081	Needle
26082	Needle
26083	Needle
26084	Needle
26085	Needle
26086	Needle
26087	Needle
26088	Needle
26089	Needle
26090	Needle
26091	Needle
26092	Needle
26093	Needle
26094	Needle
26095	Needle
26096	Needle
26097	Needle
26098	Needle
26099	Needle
26100	Needle

ILLUSTRATIONS
 OF
 PARTS

SINGER SEWING MACHINE
 COMPANY
 NEW YORK, N. Y.

See key to parts list
 for other views
 are NO. 51117

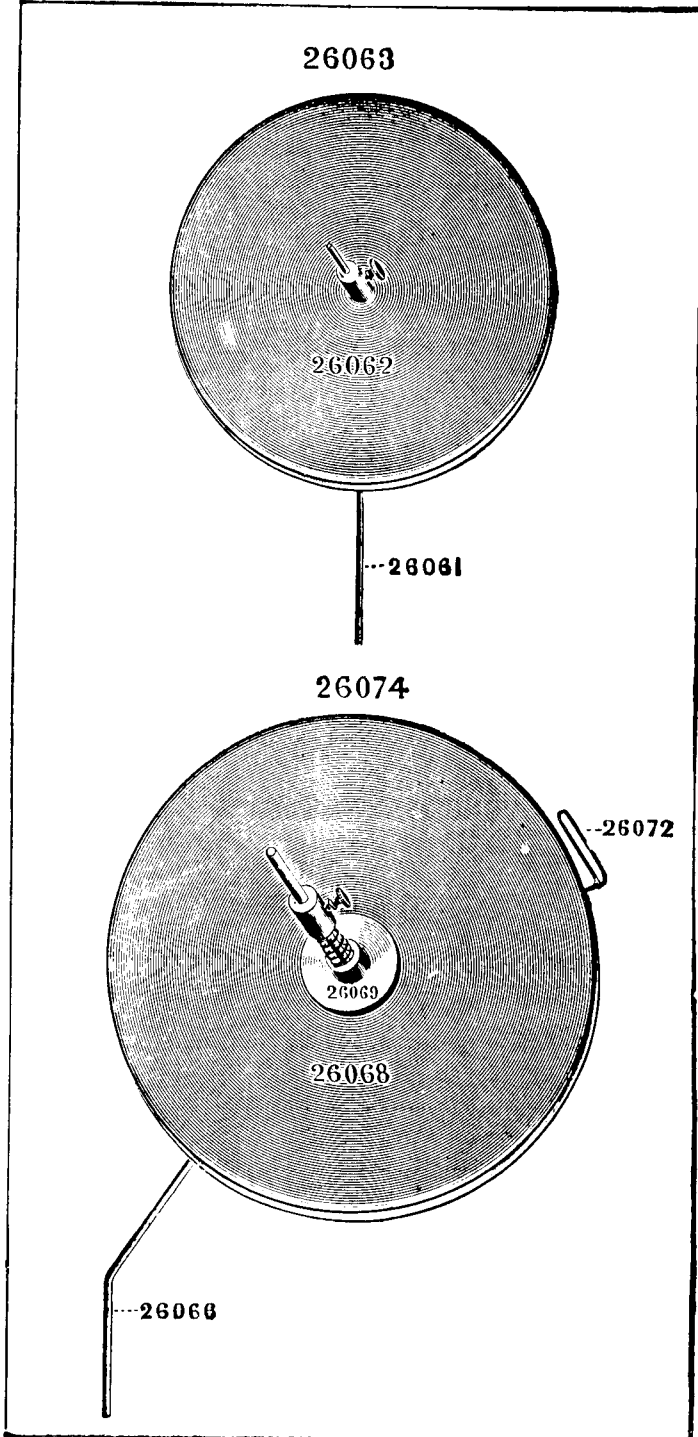



PLATE 1165—ONE-FOURTH SIZE

27070



2878



27636




PLATE 1511—ONE-FOURTH SIZE

13697

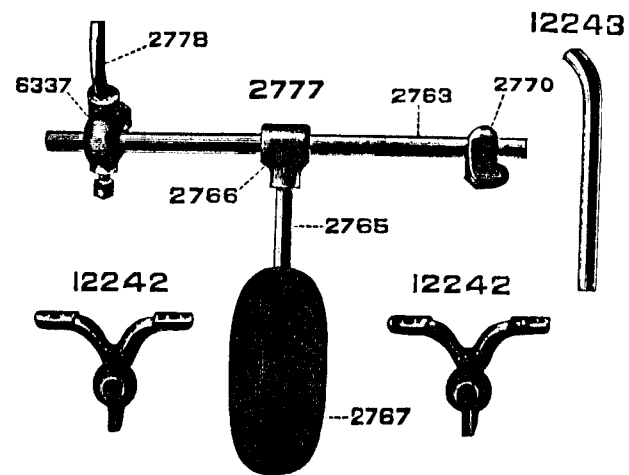
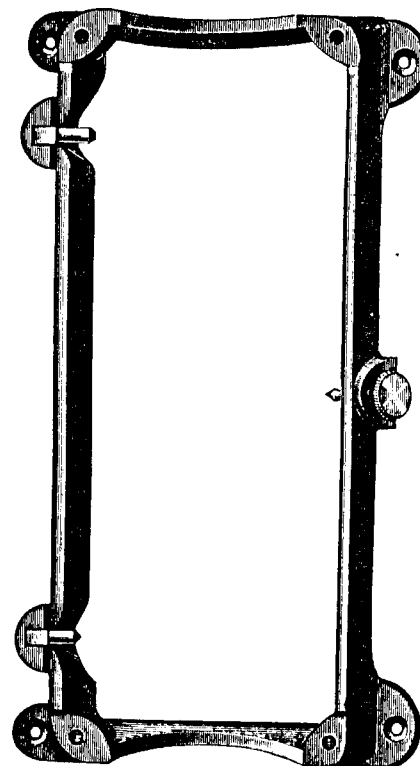


PLATE 1512—FULL SIZE

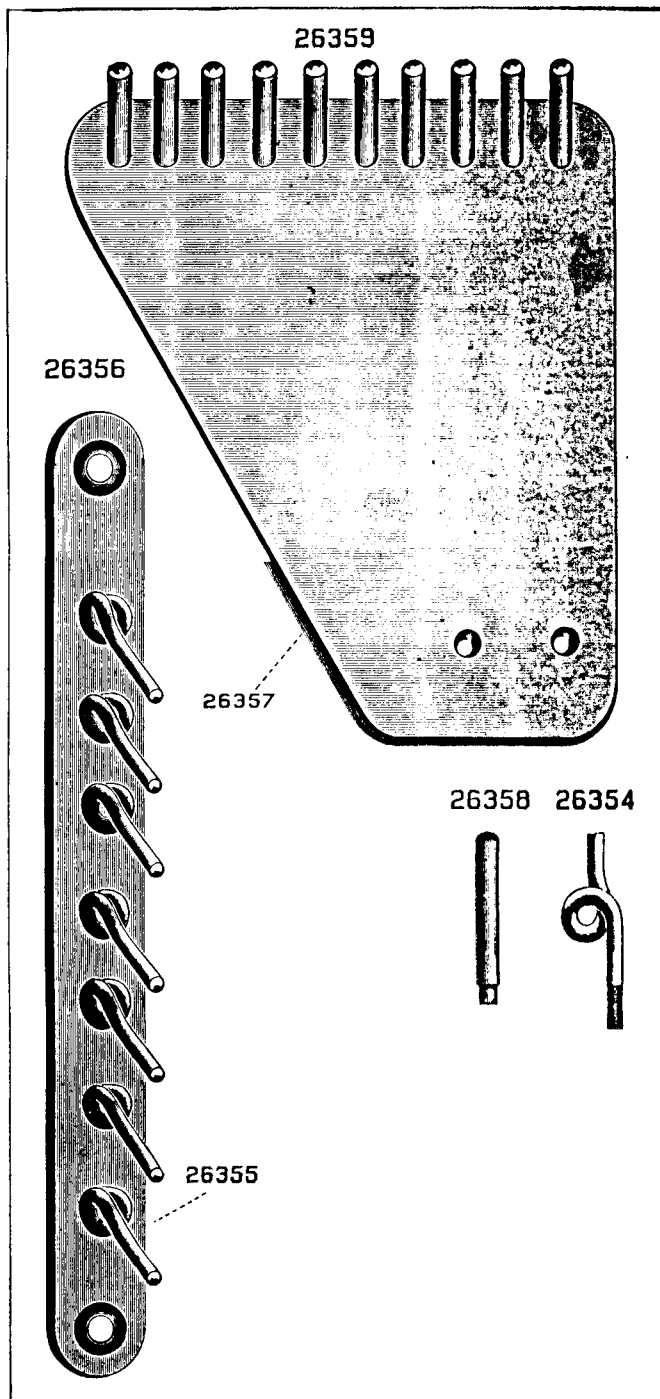


PLATE 1514—ONE-FOURTH SIZE

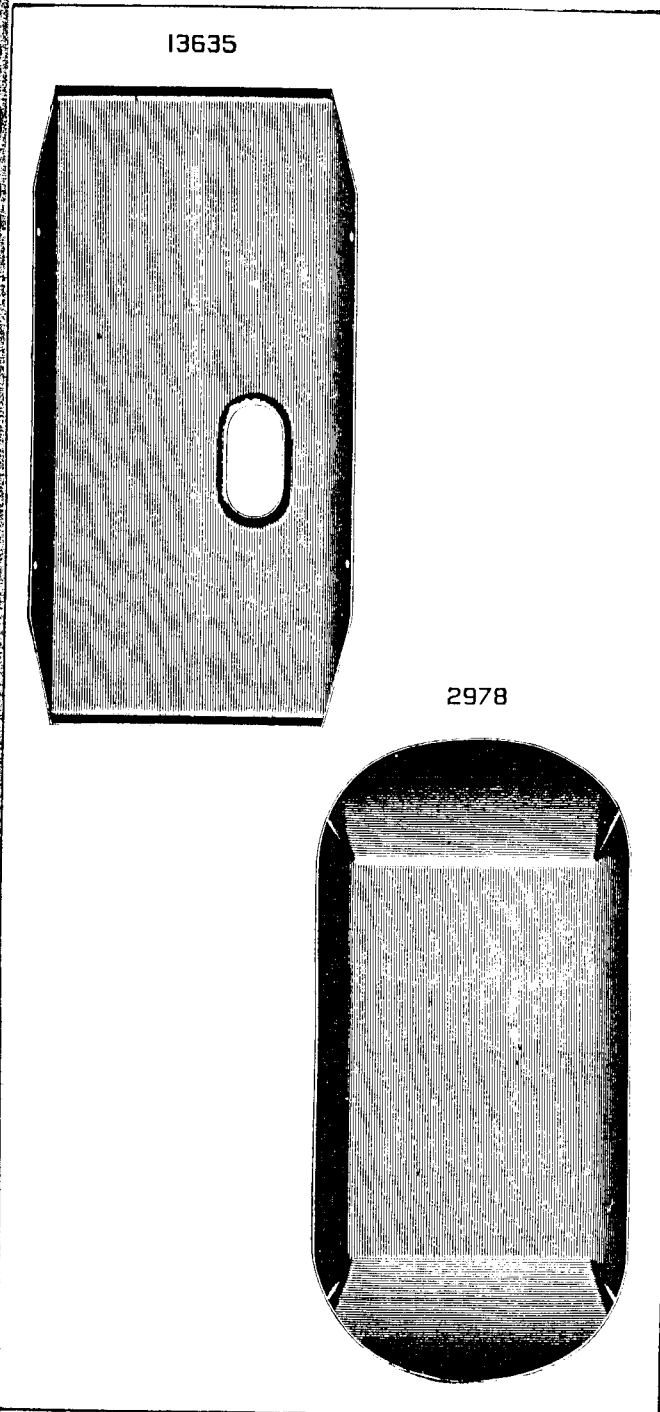


PLATE 2641—FULL SIZE

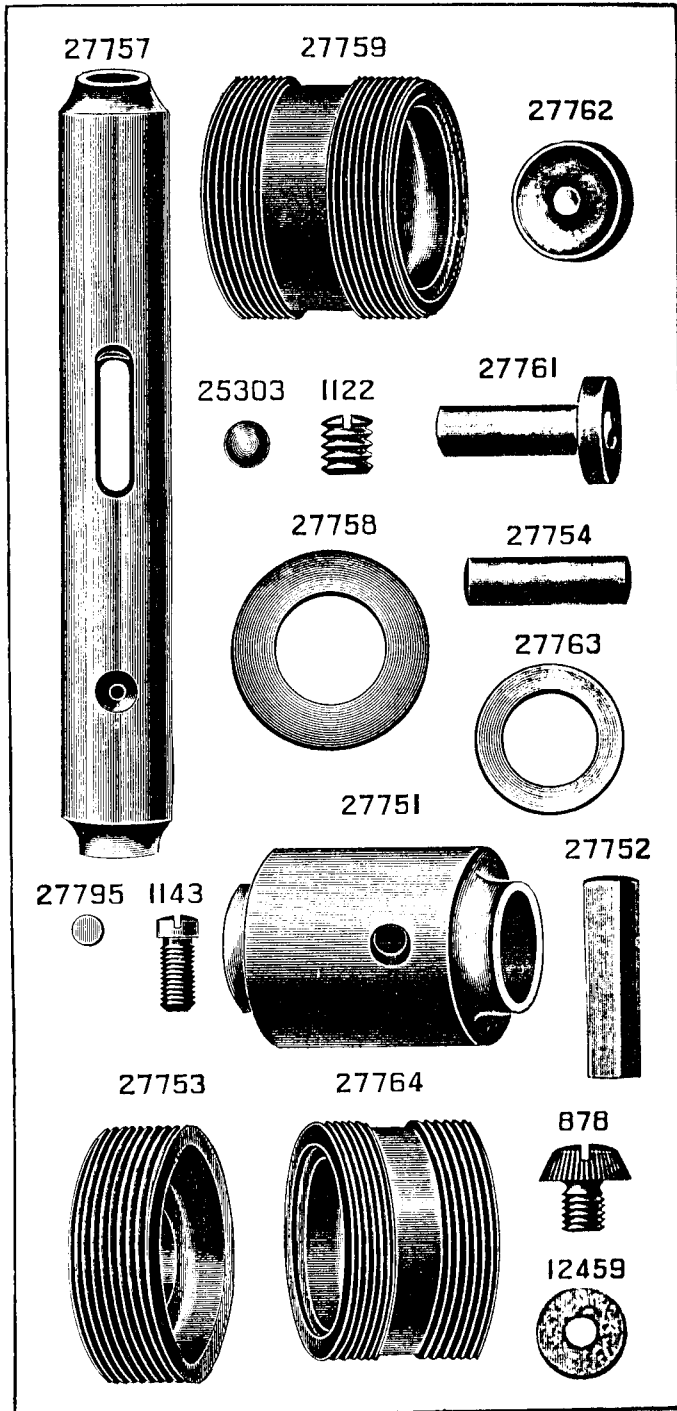


PLATE 2642—FULL SIZE

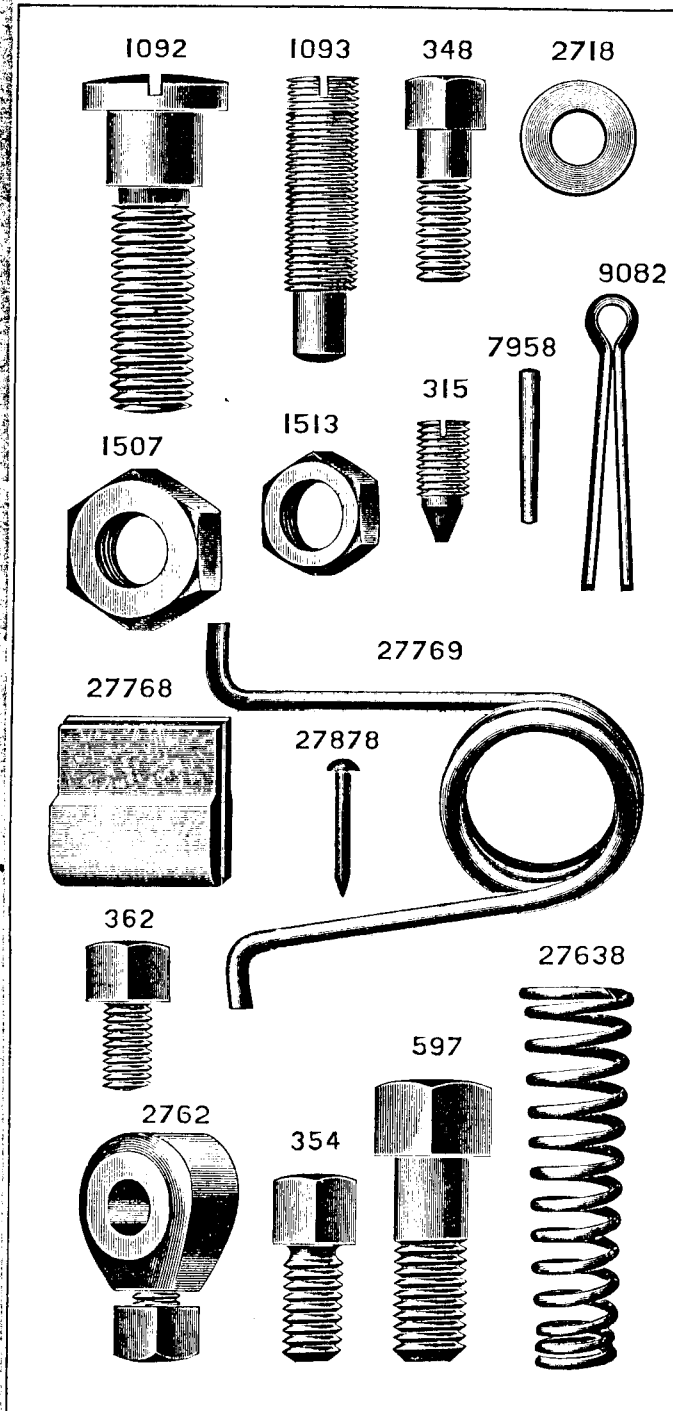


PLATE 2829—ONE-FOURTH SIZE

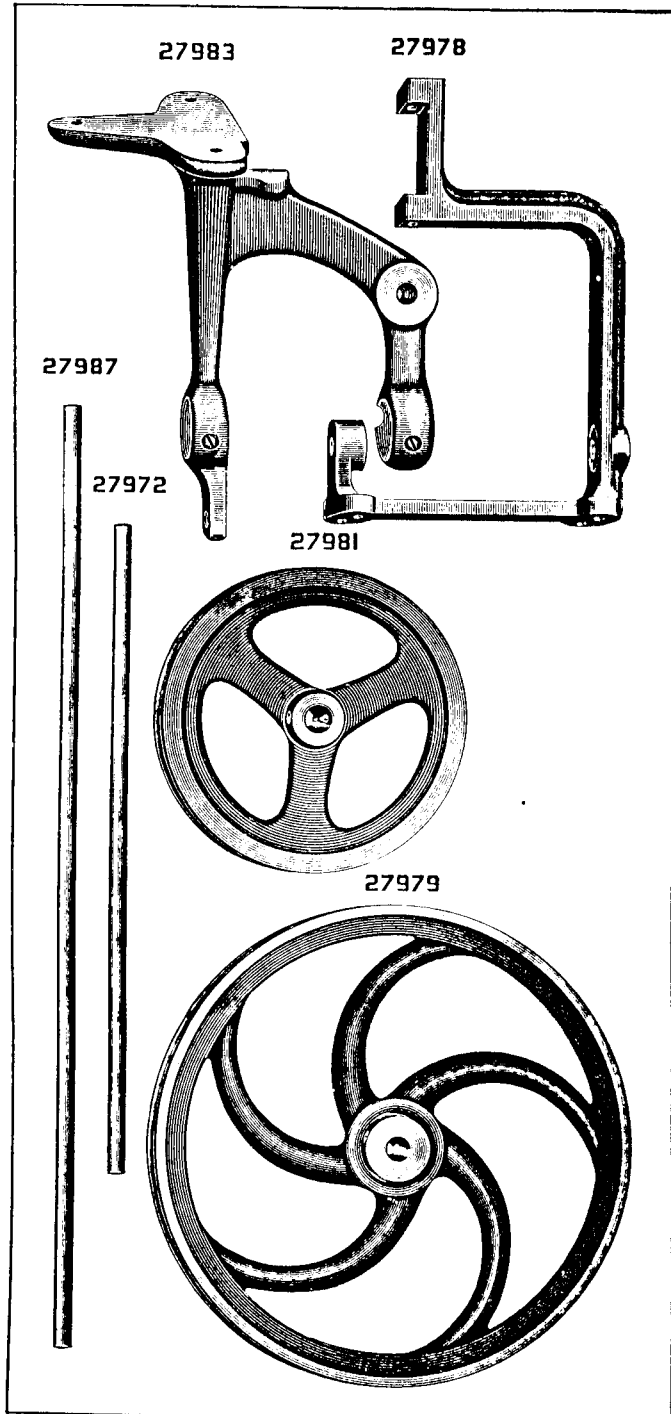


PLATE 2830—ONE-HALF SIZE

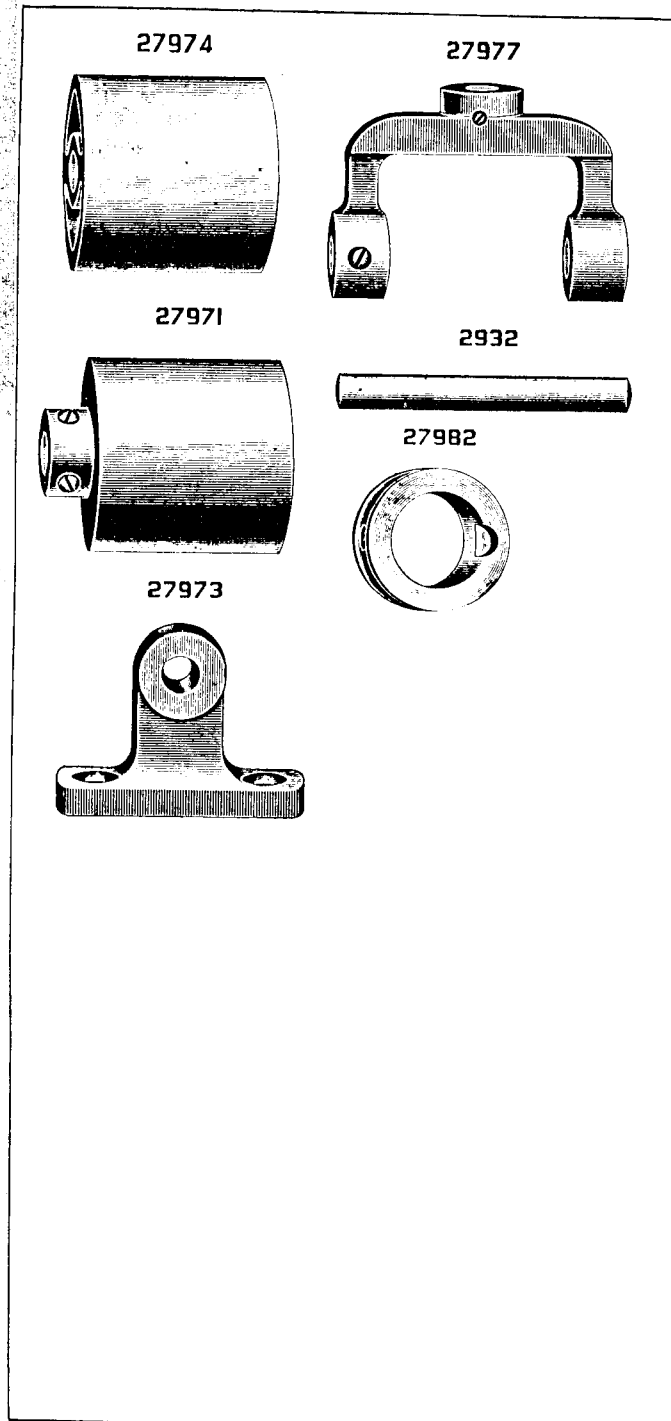


PLATE 2831—FULL SIZE




PLATE 2837—ONE-FOURTH SIZE

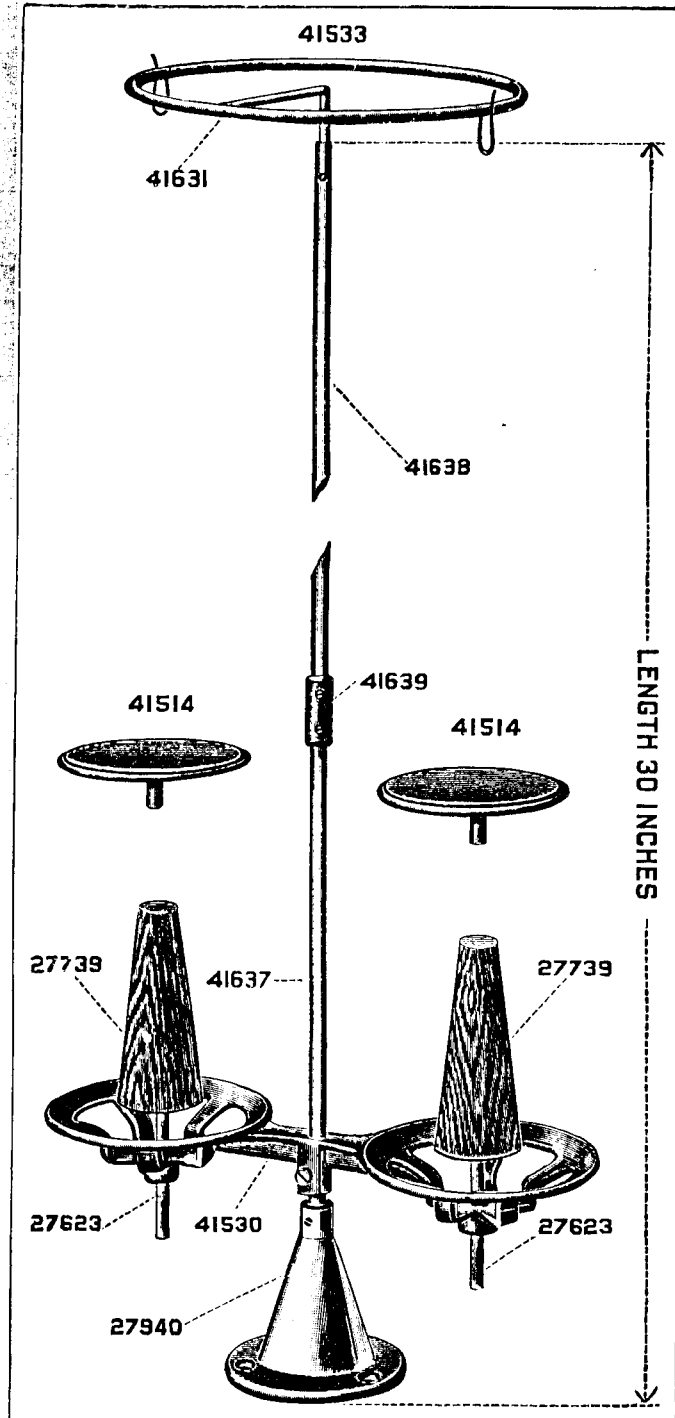




PLATE 3034—FULL SIZE

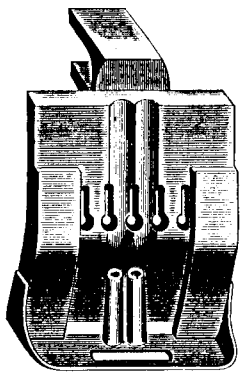
30355



30354



30355



30354






PLATE 3035—FULL SIZE


31131



31132



31131



31132

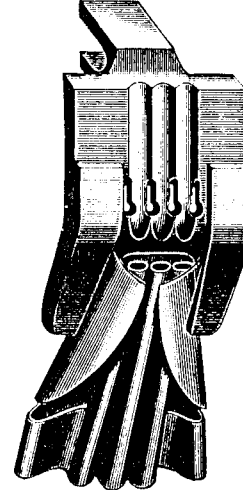


PLATE 3036—FULL SIZE

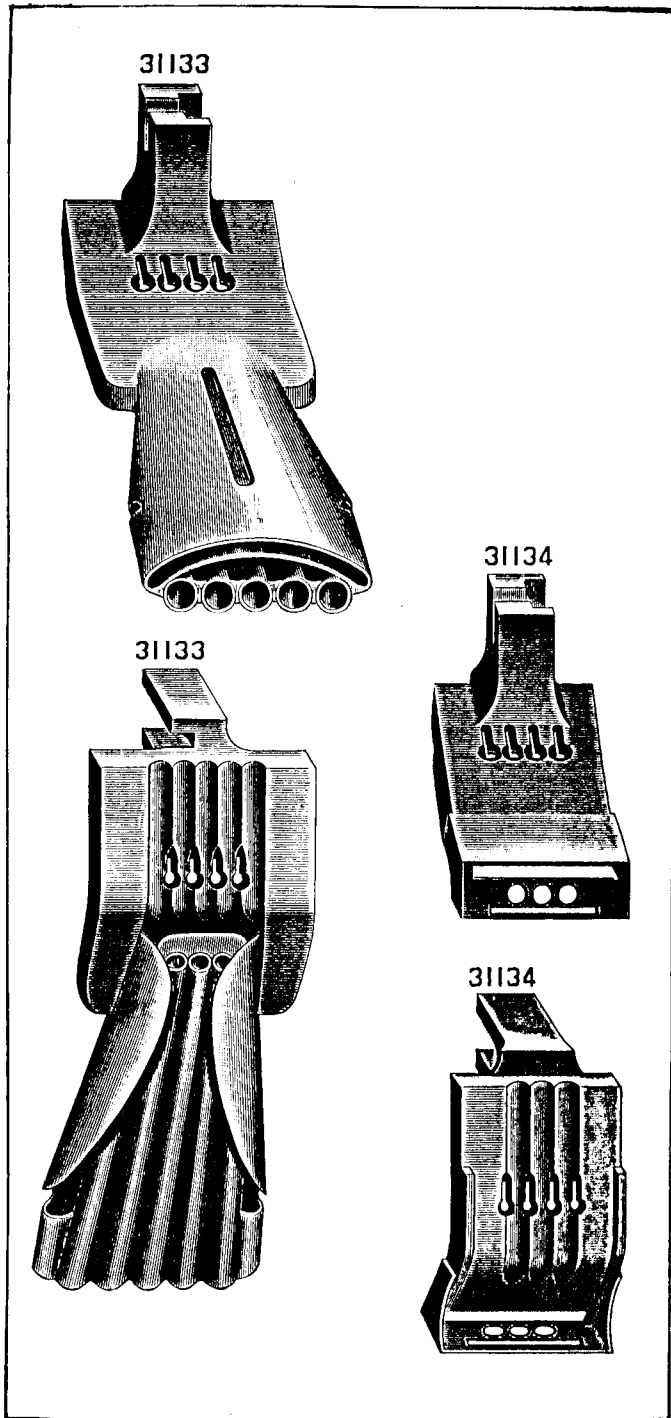


PLATE 3037—FULL SIZE

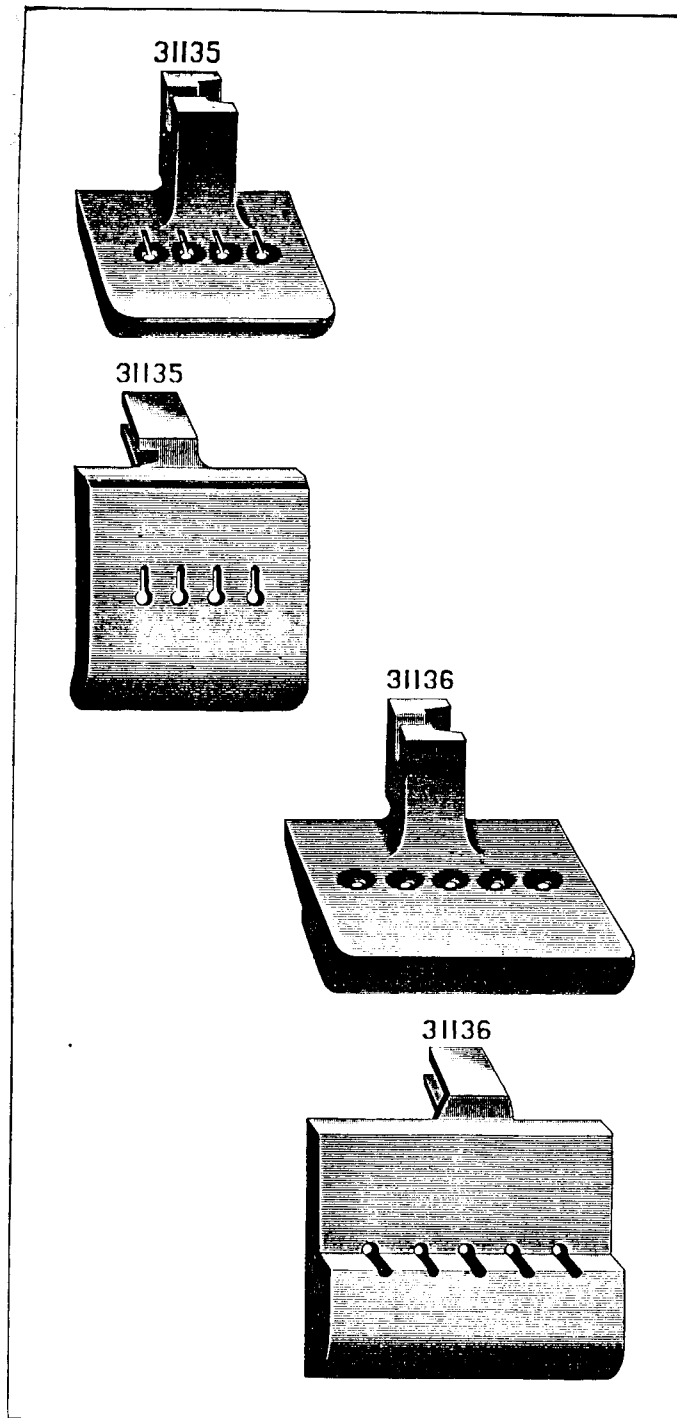


PLATE 3038—FULL SIZE

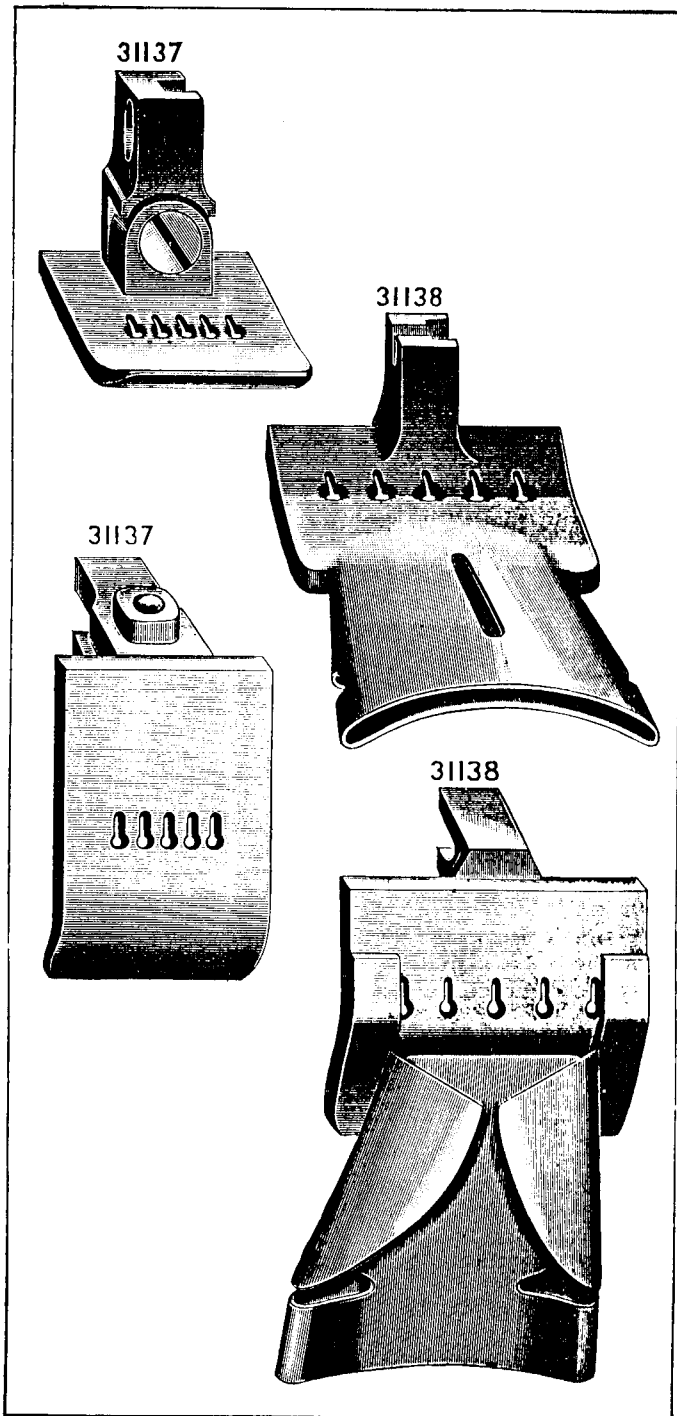


PLATE 3093—FULL SIZE

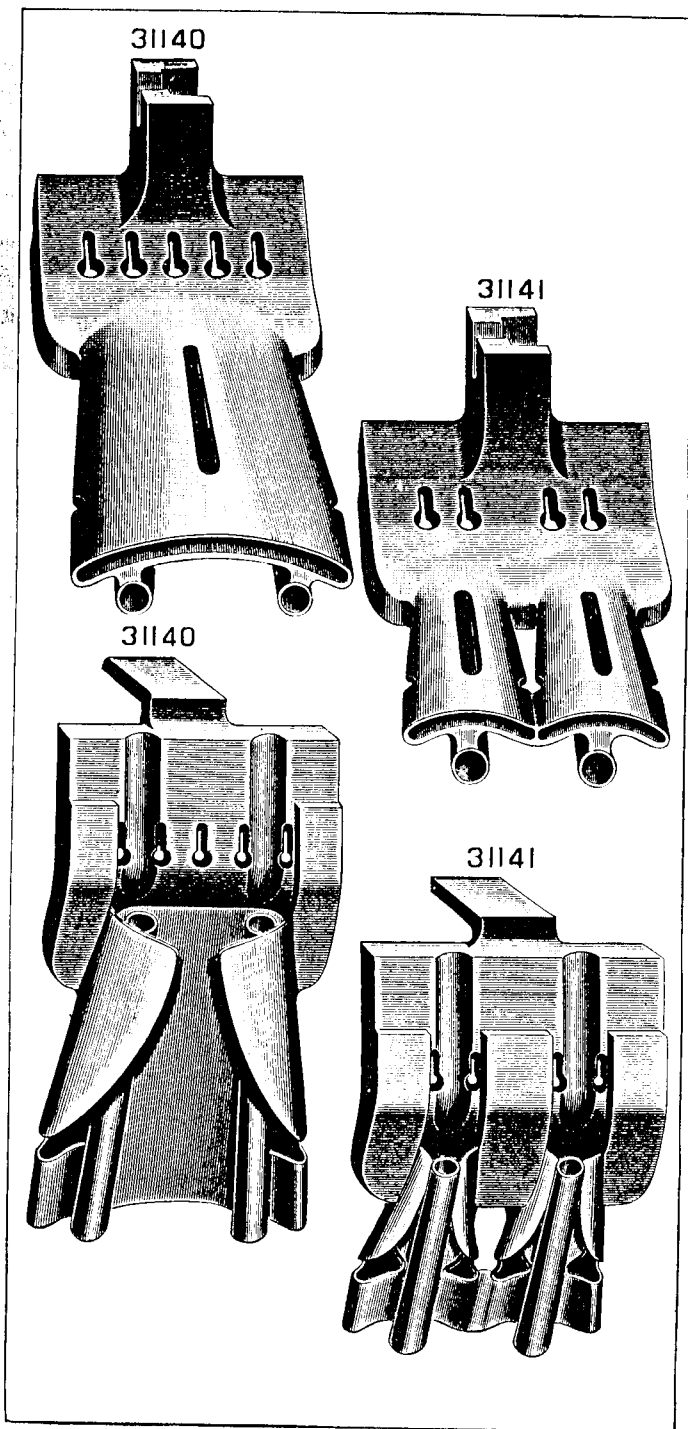


PLATE 3094—FULL SIZE

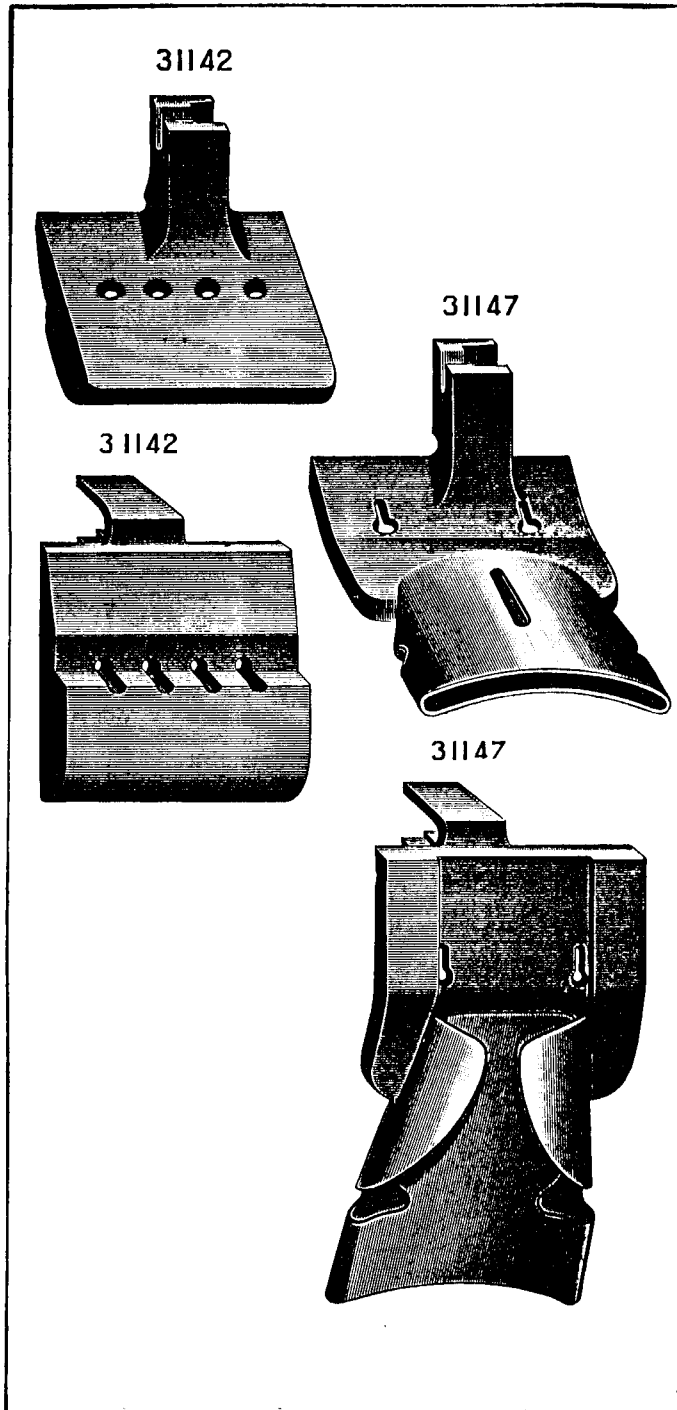


PLATE 3095—FULL SIZE

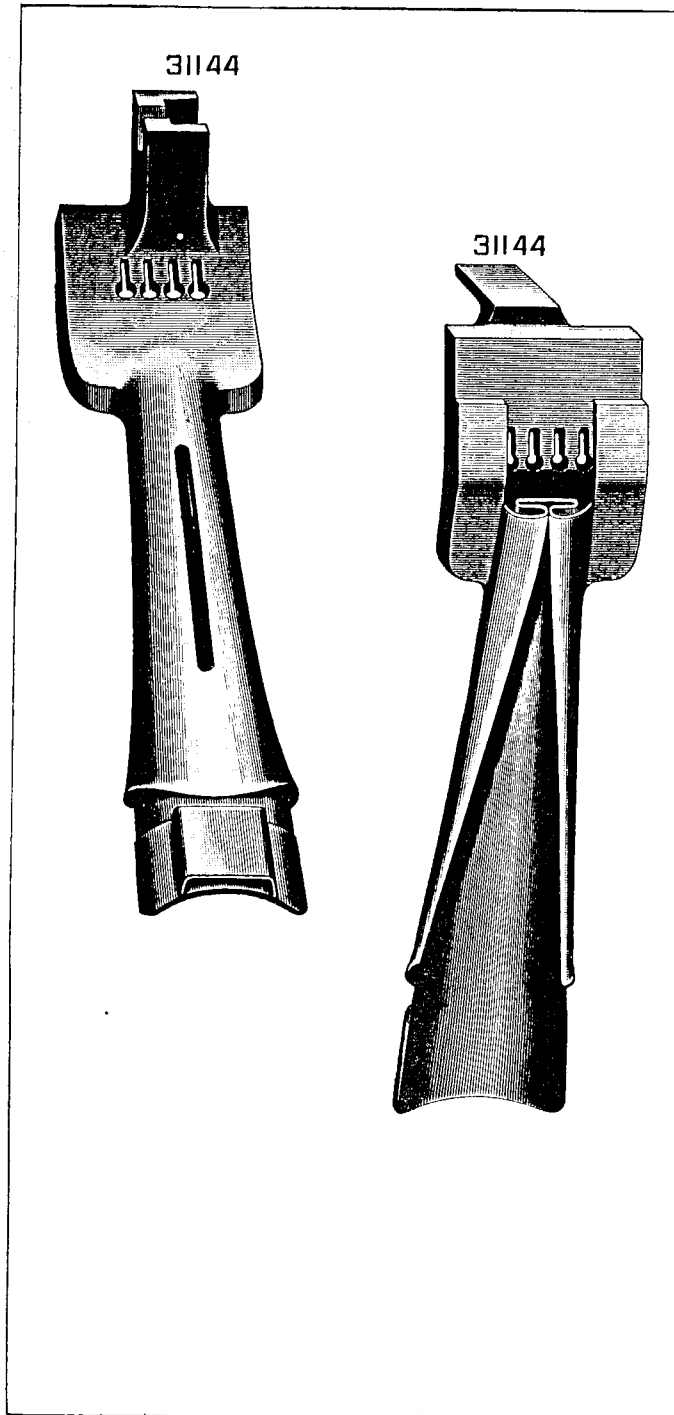
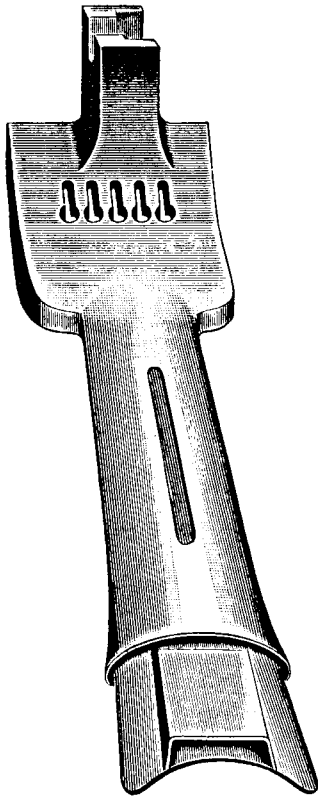


PLATE 3096—FULL SIZE

31145



31145

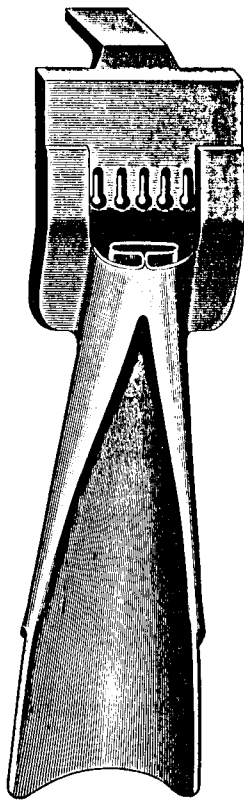



PLATE 4634—FULL SIZE

31148



31148





PLATE 4635—FULL SIZE

31149



31149





PLATE 4663—FULL SIZE

31151



31151





PLATE 4665—FULL SIZE

31153



31153

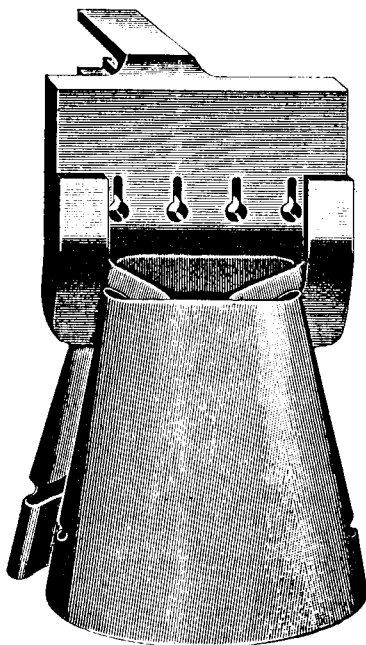
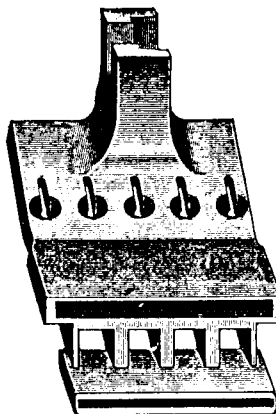
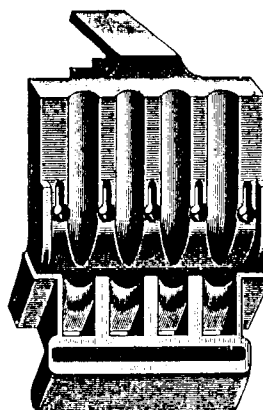


PLATE 4684—FULL SIZE

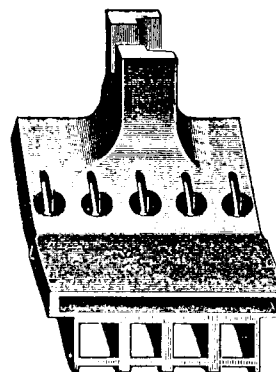
30341



30341



30342



30342

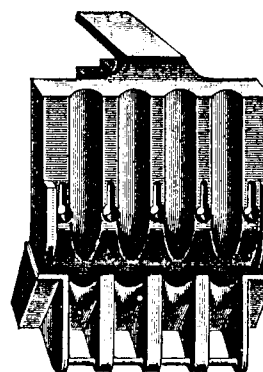




PLATE 4685—FULL SIZE


30344



30344



30348



30348


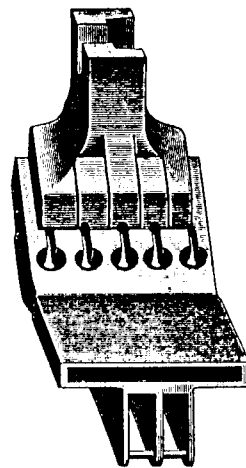
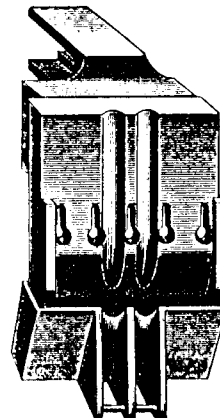


PLATE 4686—FULL SIZE

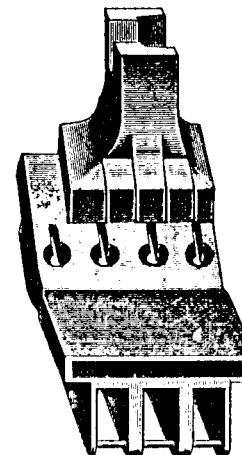
30349



30349



30350



30350


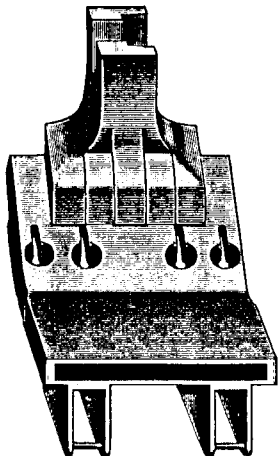



PLATE 4687—FULL SIZE


30351



30353



30351



30353


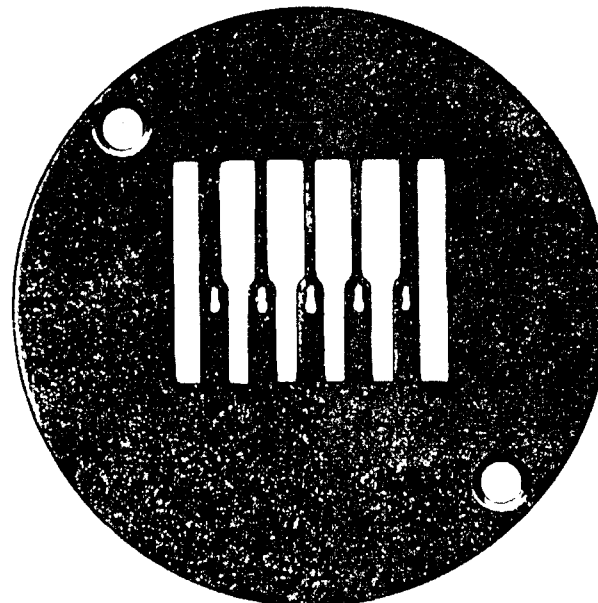


PLATE 5400—FULL SIZE

48022



48002





PLATE 5401—FULL SIZE

48023



48003


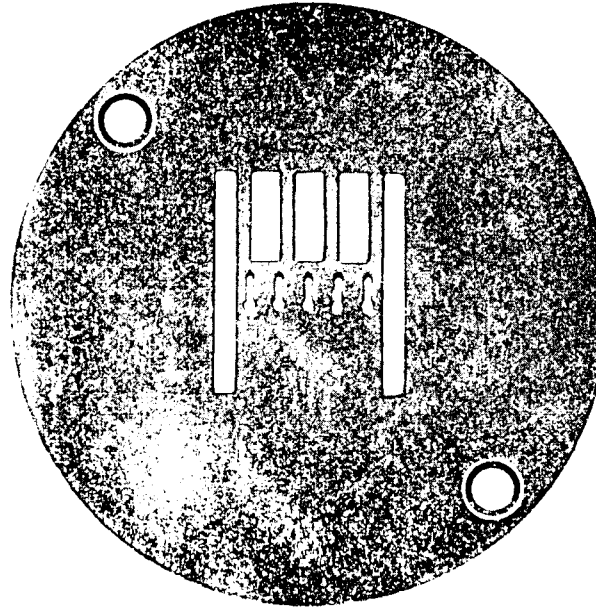


PLATE 5402—FULL SIZE

48024



48004




PLATE 5403—FULL SIZE

48025

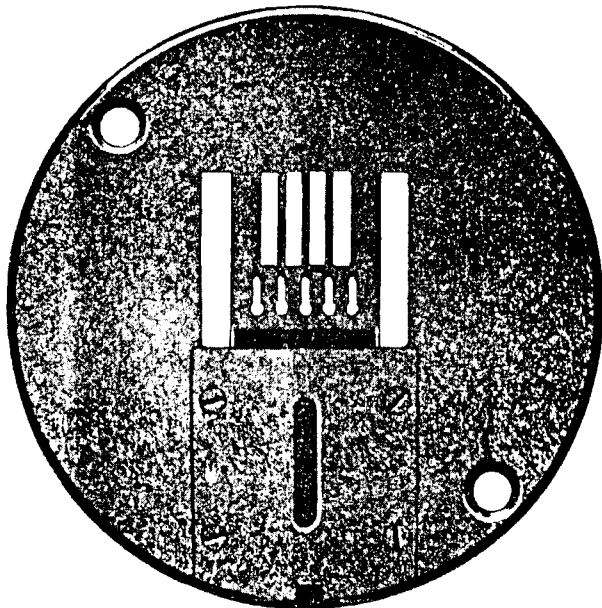

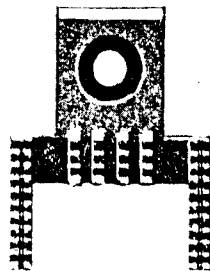


PLATE 5404—FULL SIZE

48026



48005



48006




PLATE 5405—FULL SIZE

48027

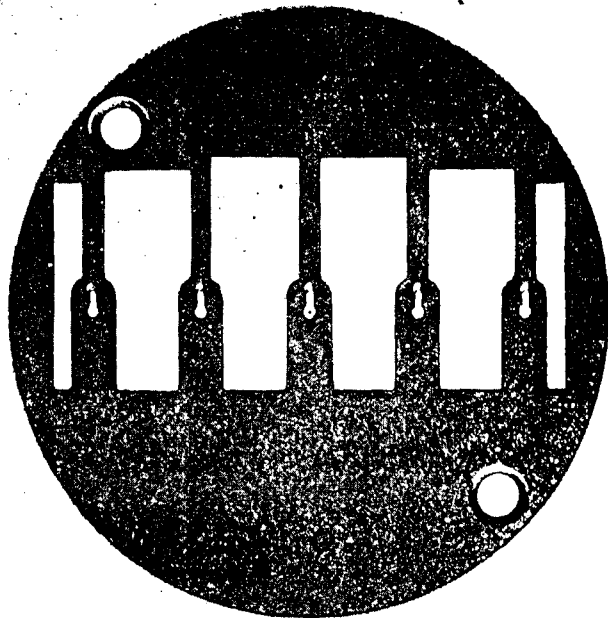
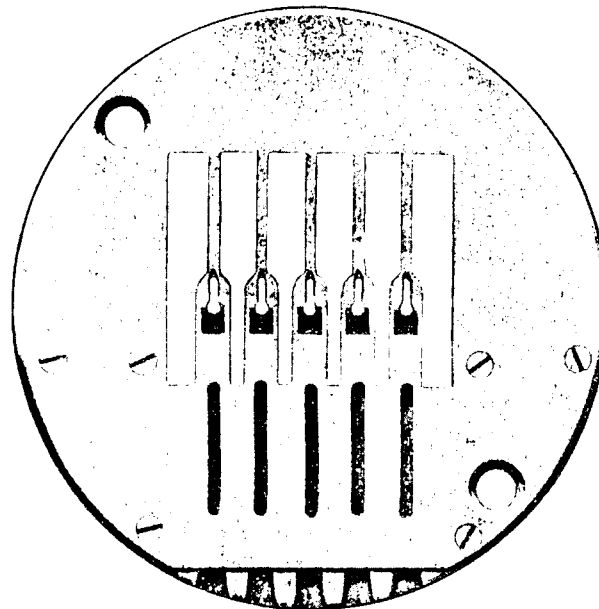



PLATE 5406—FULL SIZE

48028



48007



48008

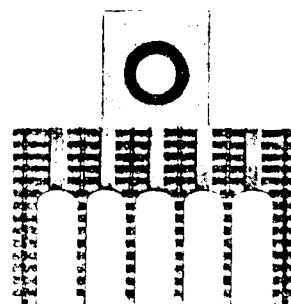
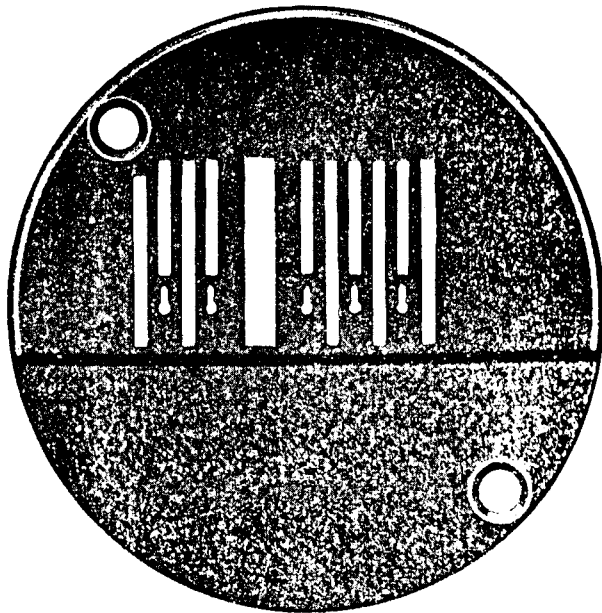


PLATE 5407—FULL SIZE

48029



48009


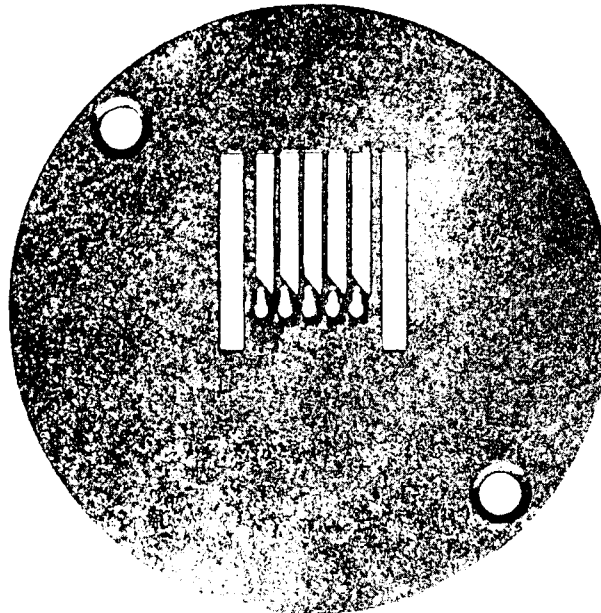
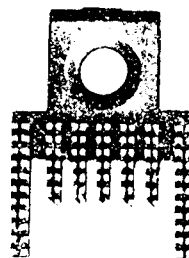


PLATE 5408—FULL SIZE

47897



47862



47864

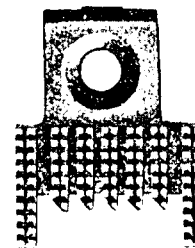



PLATE 5409—FULL SIZE

47898



47863





PLATE 5431—FULL SIZE

31154



31154


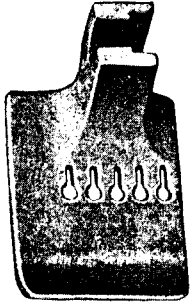



PLATE 5446 - FULL SIZE


31156



31156



31158



31158





PLATE 5447 - FULL SIZE

31157



31157





PLATE 5459—FULL SIZE

31159



31159





PLATE 5460—FULL SIZE

31160



31160




PLATE 5497—FULL SIZE



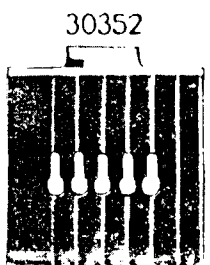
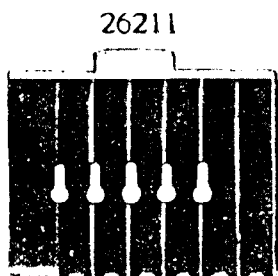
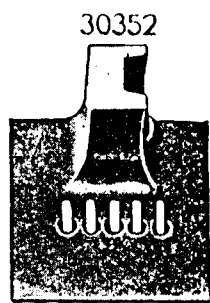
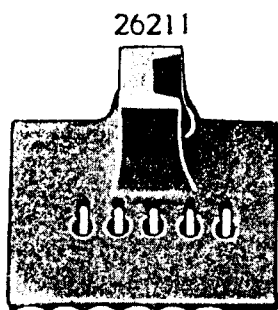


PLATE 5498—FULL SIZE




PLATE 5499—FULL SIZE

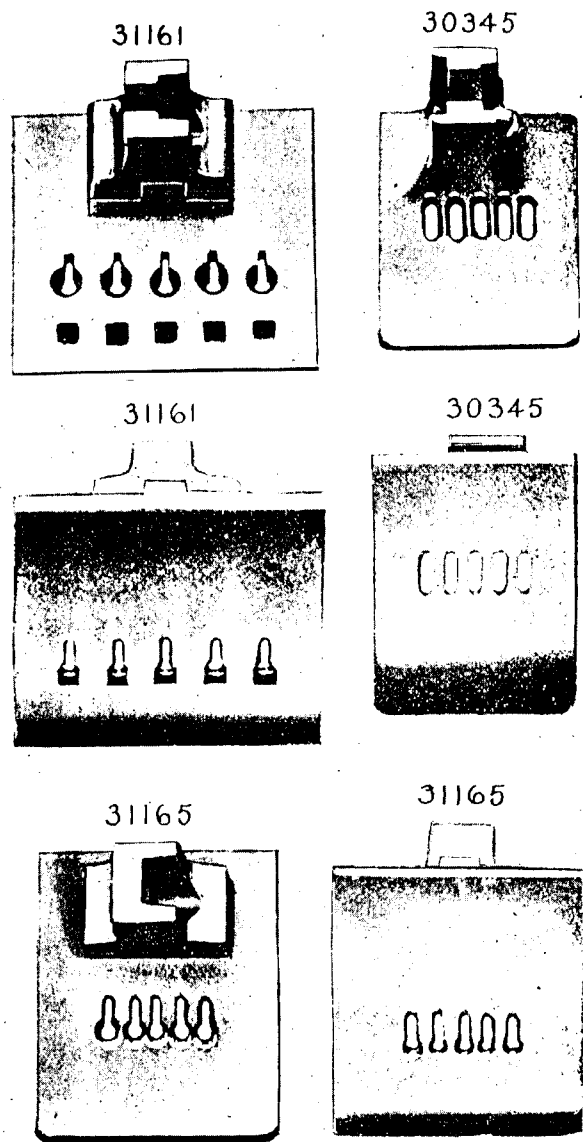


PLATE 5571—ONE-FOURTH SIZE

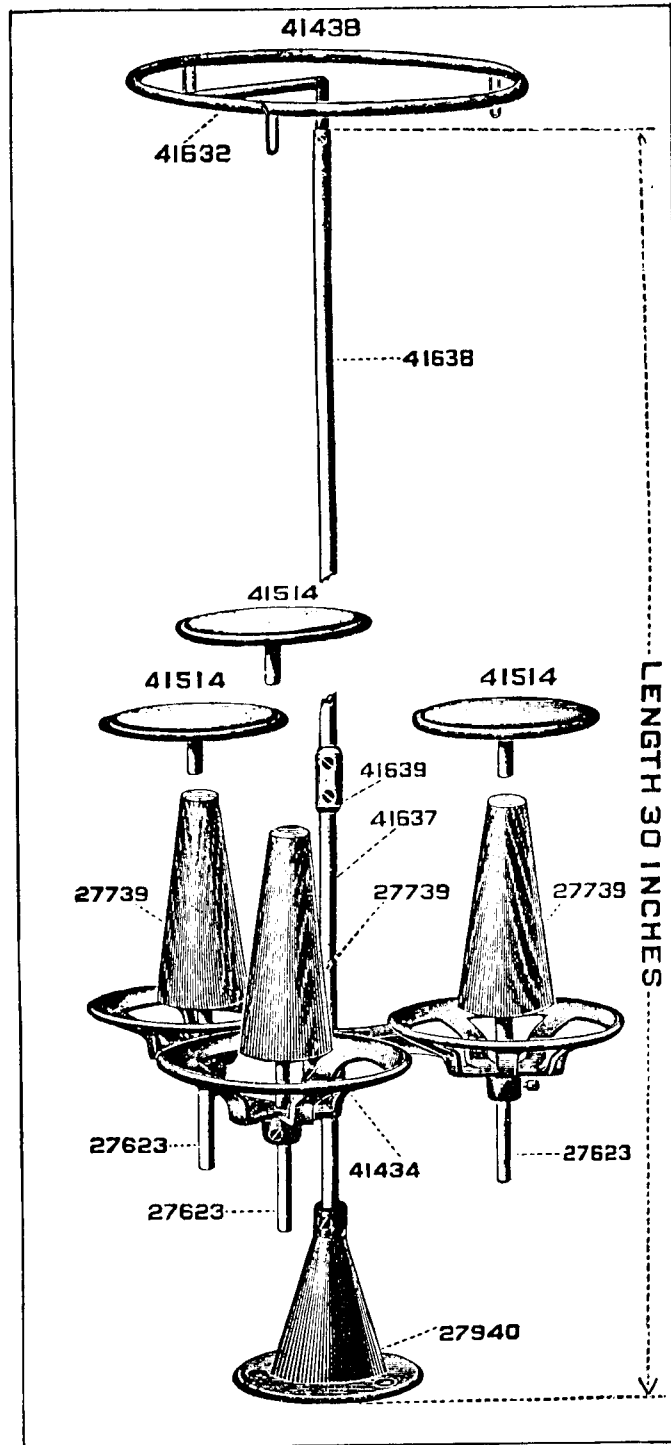


PLATE 7440—ONE-HALF SIZE

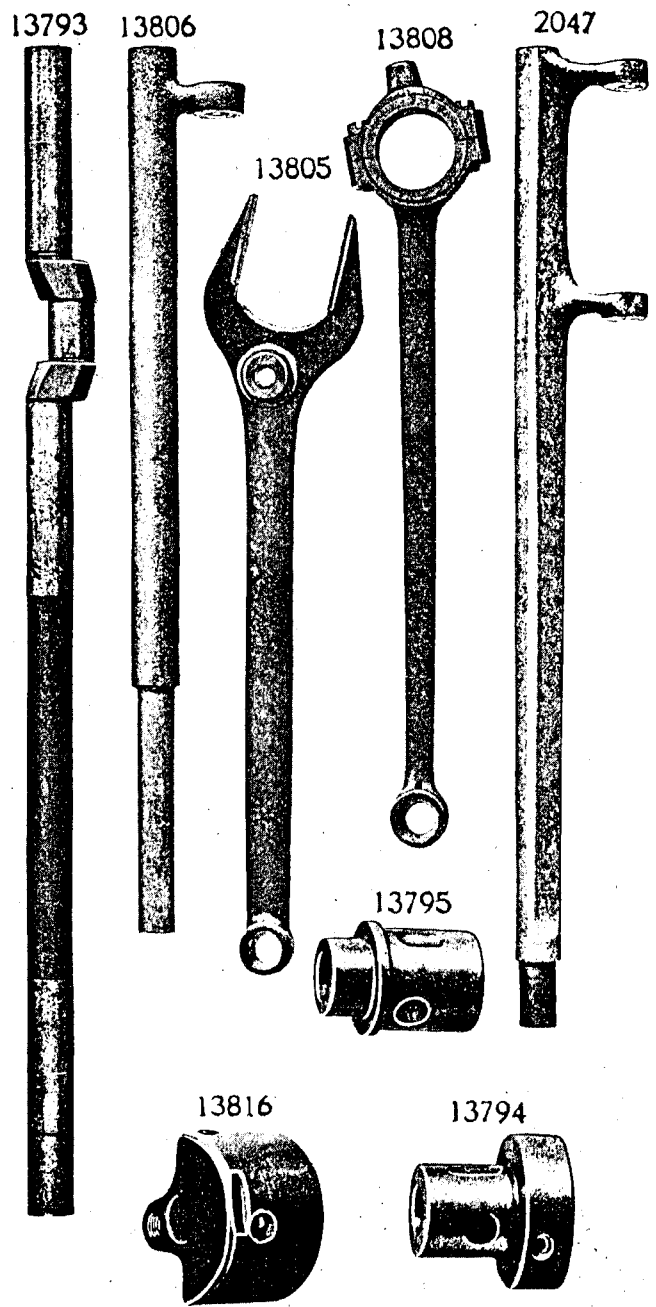


PLATE 7441—ONE-HALF SIZE

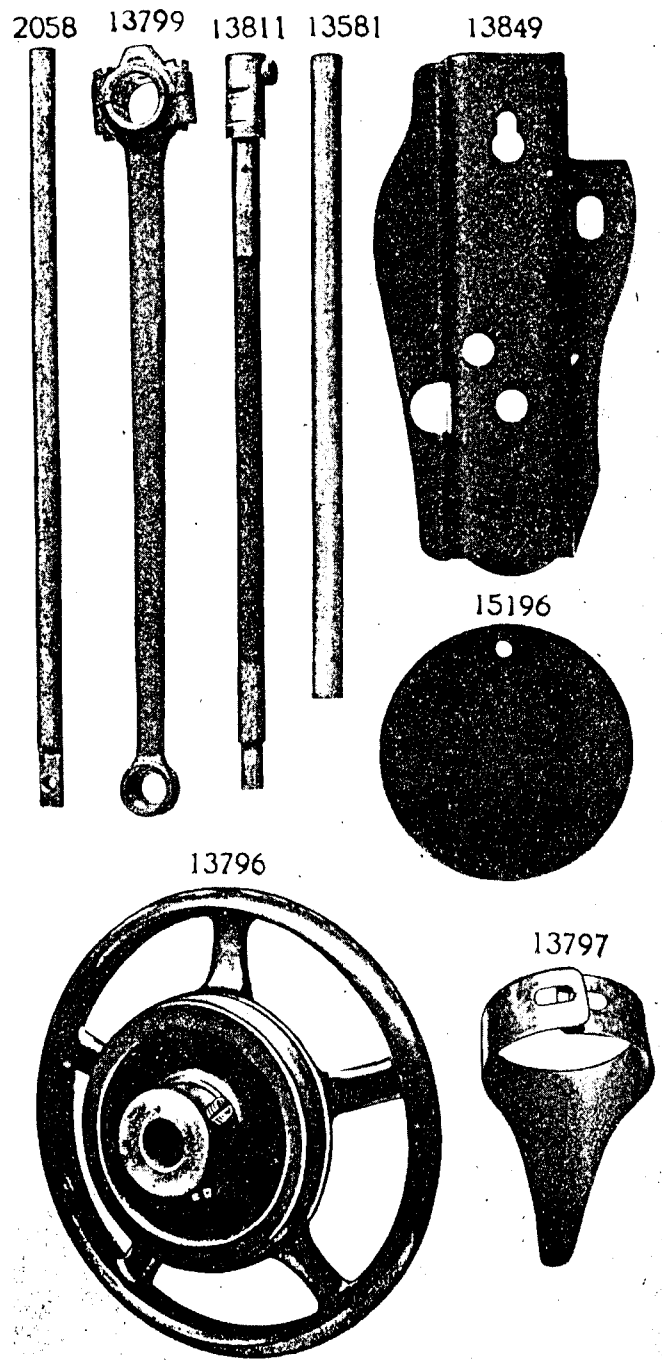


PLATE 7442—FULL SIZE




PLATE 7443—FULL SIZE

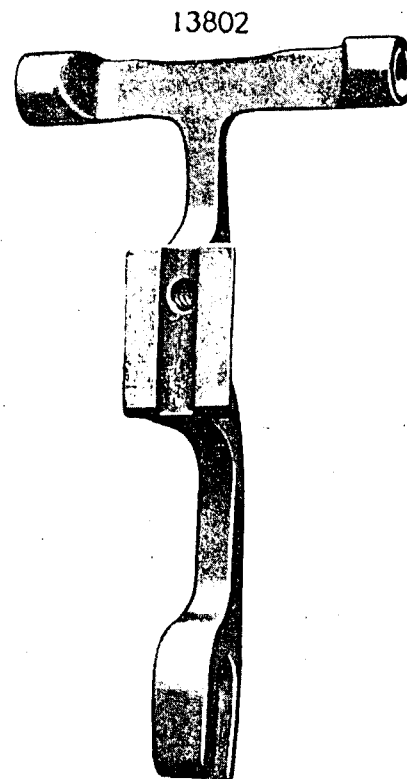


PLATE 7444—FULL SIZE

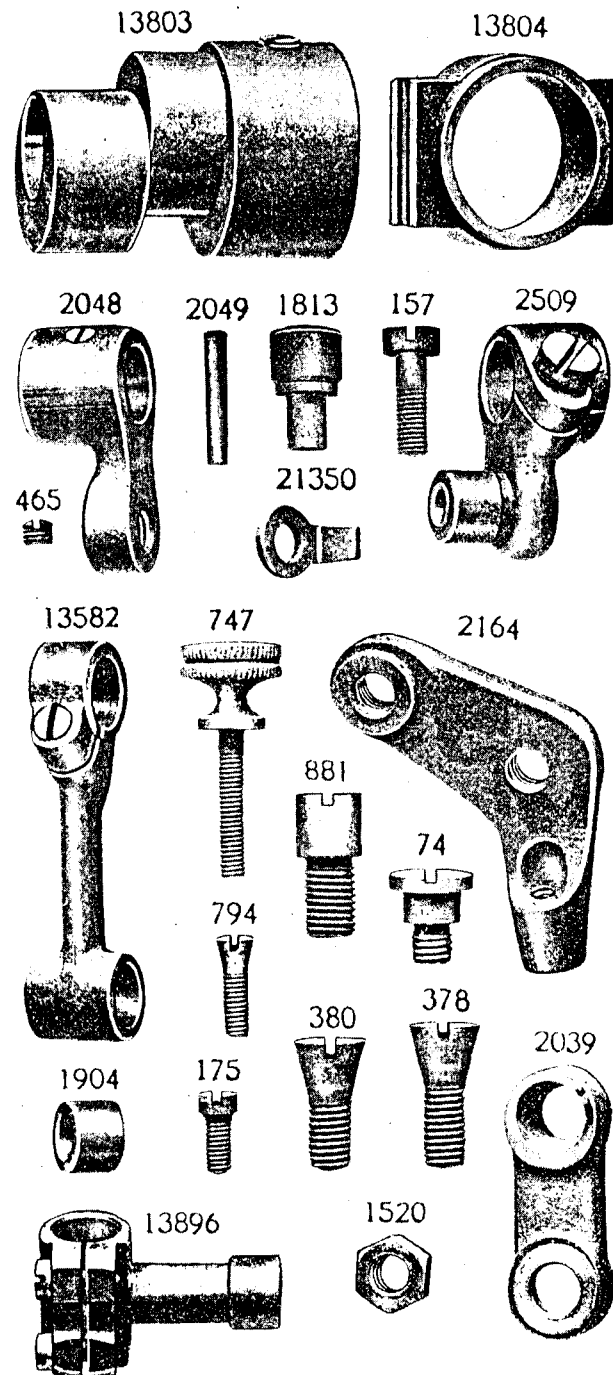


PLATE 7445—FULL SIZE




PLATE 7446—FULL SIZE

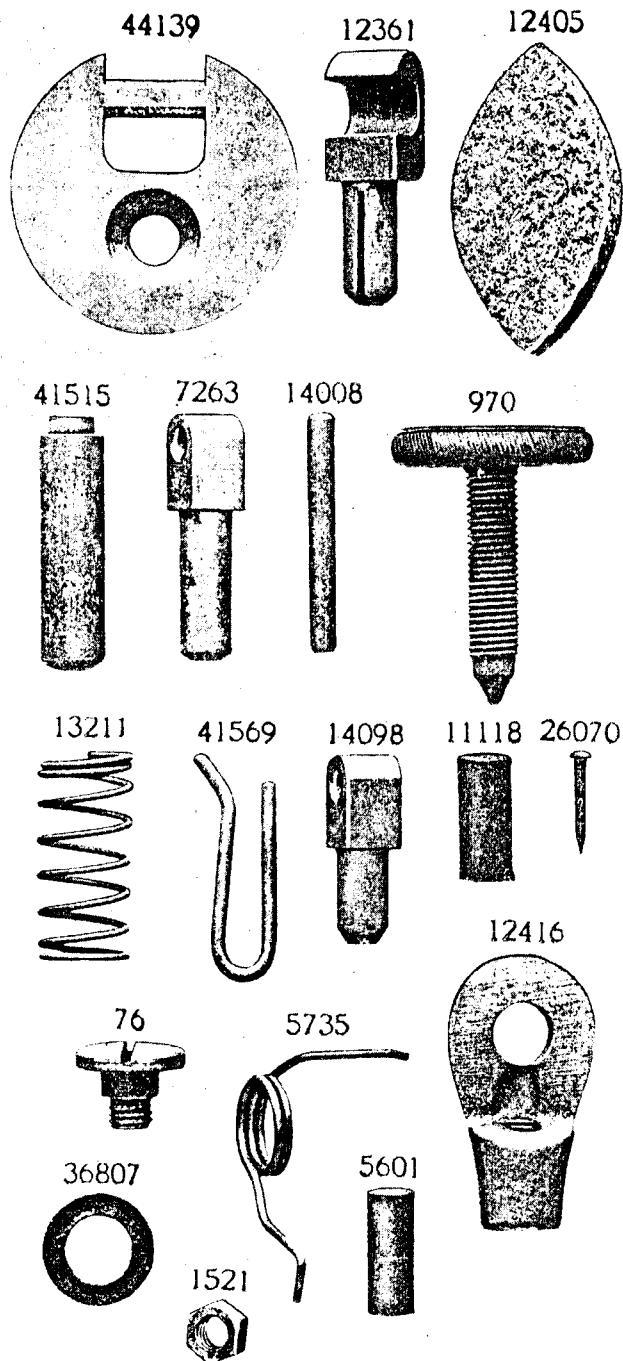


PLATE 7447—ONE-HALF SIZE

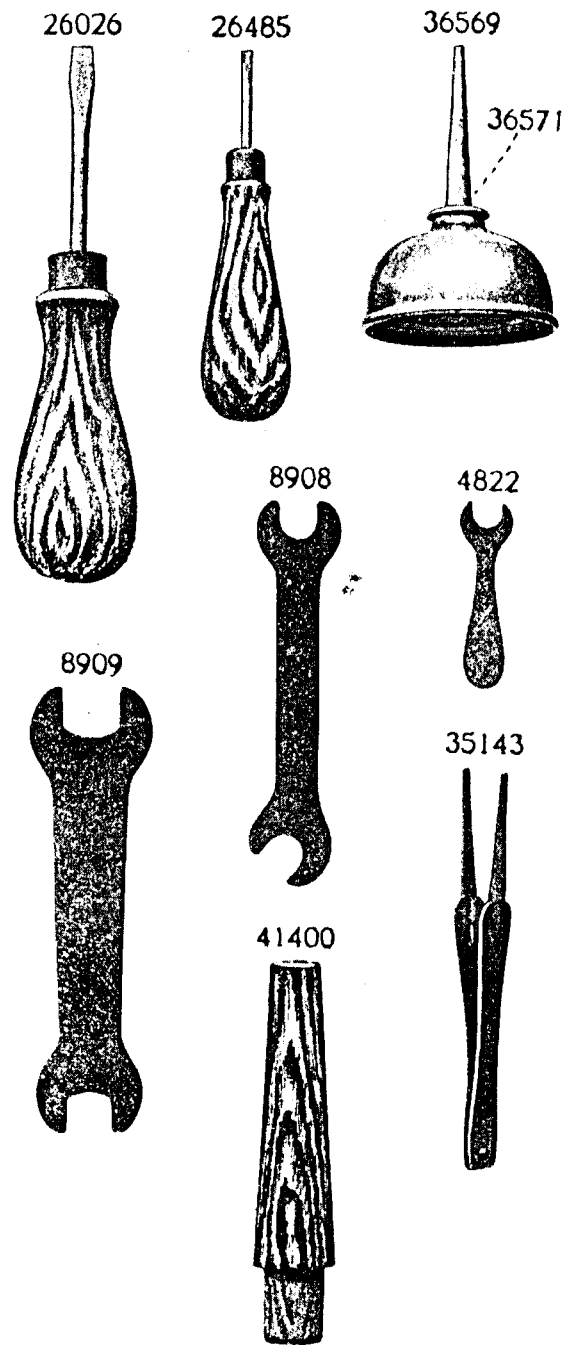


PLATE 7448—ONE-HALF SIZE

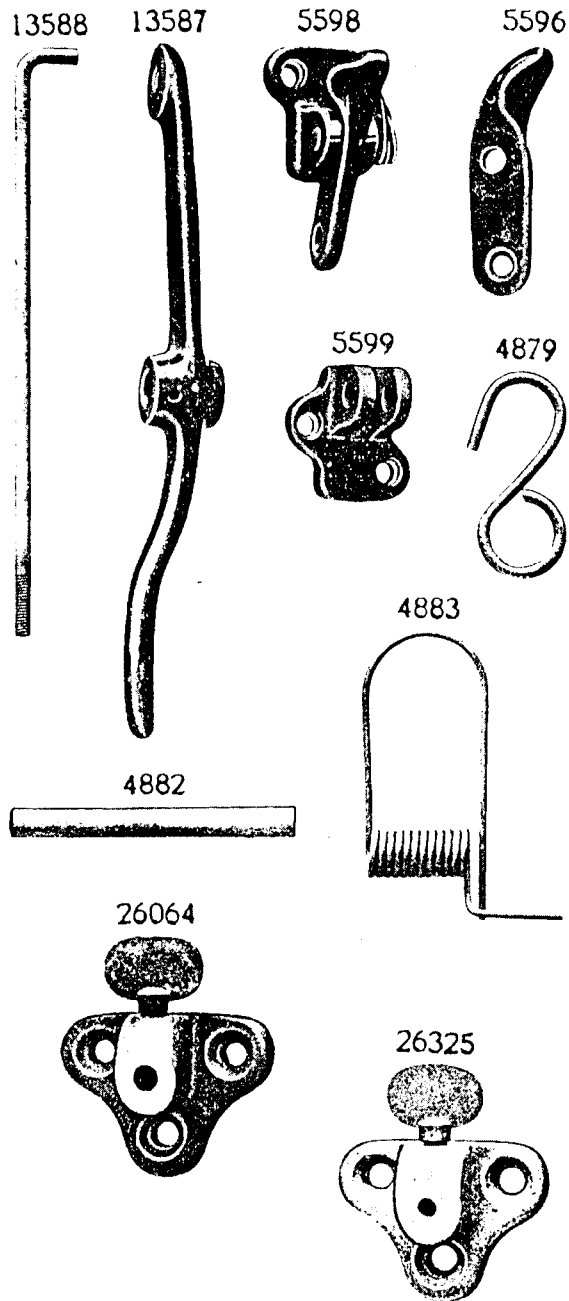


PLATE 7449—FULL SIZE

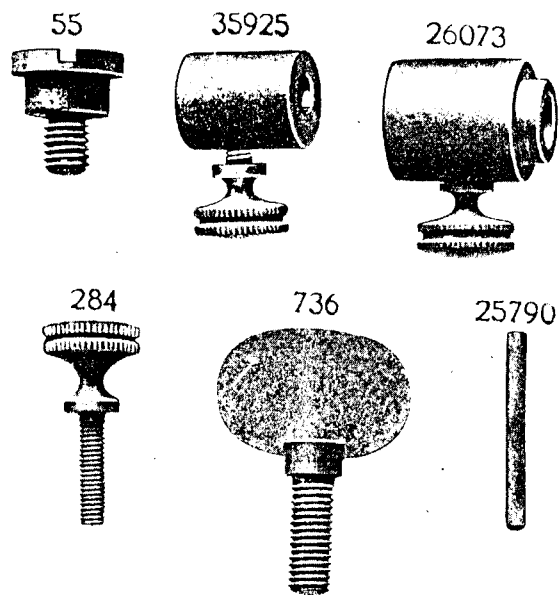


PLATE 7450—FULL SIZE




PLATE 7458—ONE-HALF SIZE

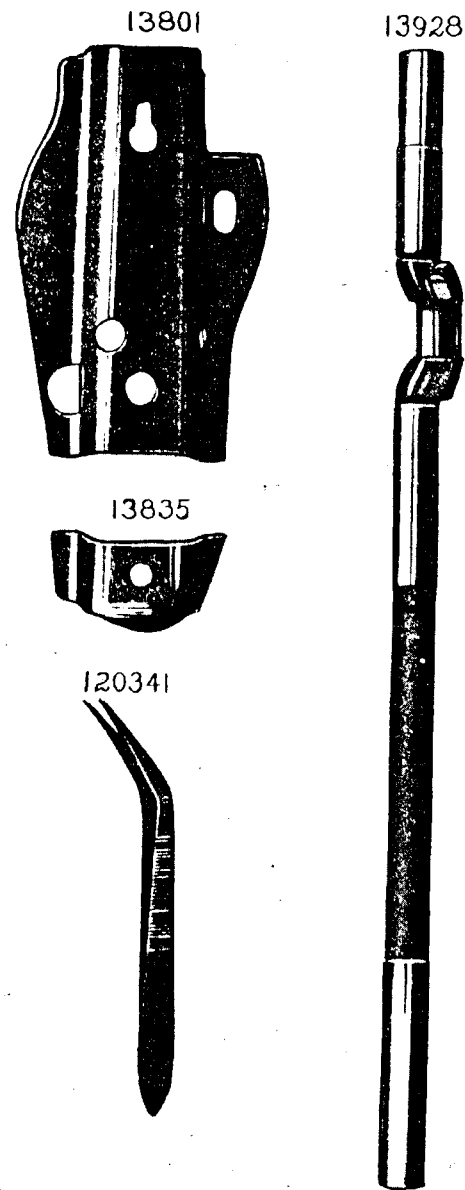


PLATE 7460—ONE-HALF SIZE

13837


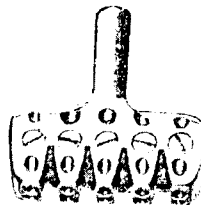
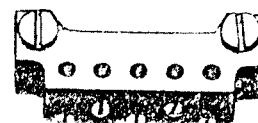


PLATE 7461—FULL SIZE


13817



13810



13560



13841

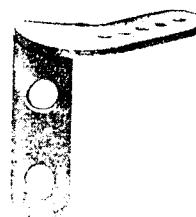


PLATE 7462—ONE-HALF SIZE

13840

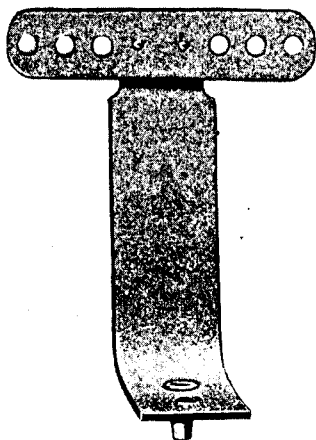


PLATE 7463—FULL SIZE

32675



13929



13930




15486



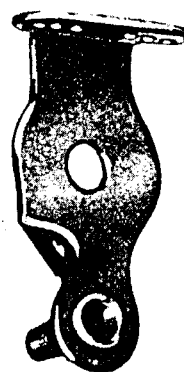
13617



13628



13843



898



1454



211



201018



200383



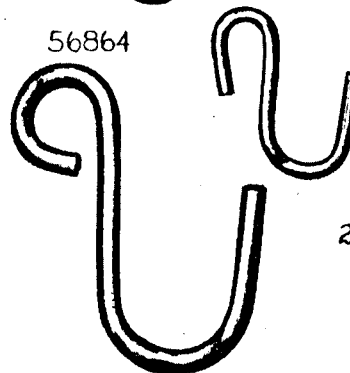
201696



56865

13940

56864



2269



225393



PLATE 7464—ONE-HALF SIZE

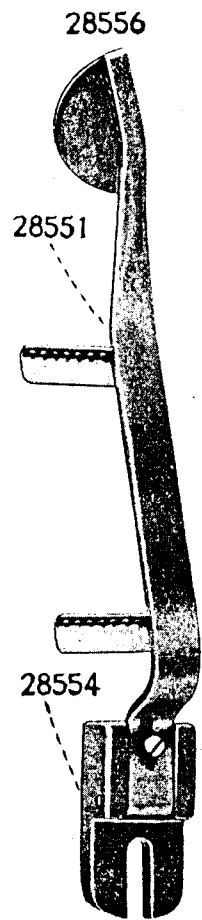


PLATE 7468—ONE-FOURTH SIZE

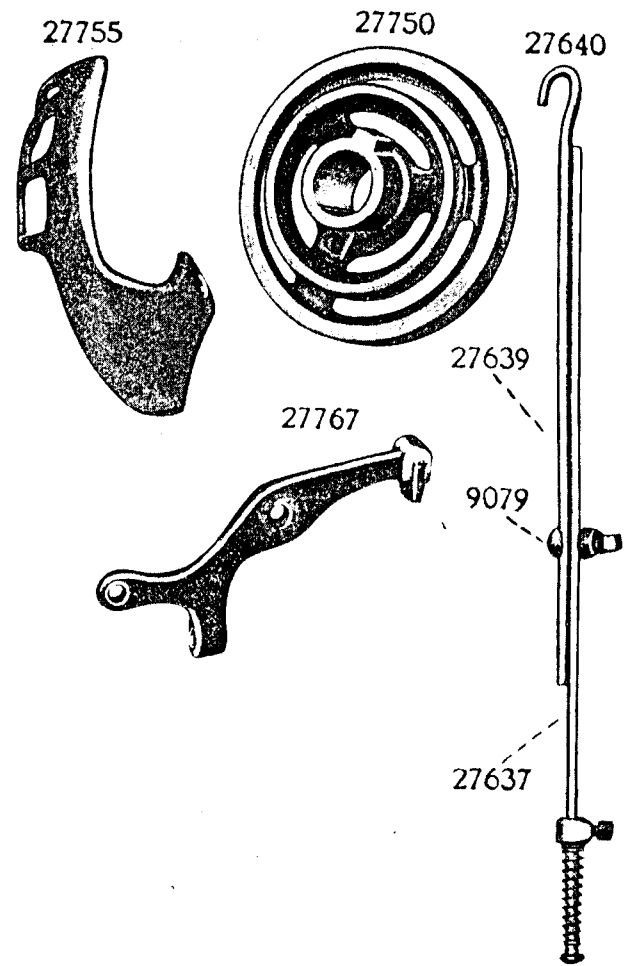


PLATE 7541—FULL SIZE






PLATE 7542—FULL SIZE

