

SINGER

17W1, W2, W3, W5, W9, W10, W11

PRICE LIST

OF

PARTS



MACHINES
17w1 to 17w3, 17w5
and 17w9 to 17w11

THE SINGER MANUFACTURING COMPANY

INDEX

	PAGE
ACCESSORIES.....	70
BINDERS.....	79
BOBBIN WINDER.....	70
FEED DOGS.....	74
FOOT LIFTER.....	73
KNEE LIFTER.....	71
MACHINE No. 17w1.....	7
" " 17w2.....	16
" " 17w3.....	21
" " 17w5.....	33
" " 17w9.....	43
" " 17w10.....	52
" " 17w11.....	61
NUMERICAL LIST OF PARTS.....	75
OBSOLETE PARTS.....	73
PRESSER FEET.....	75
THROAT PLATES.....	76
UNDER DRIVER.....	81

Instructions for Ordering

In ordering from this list, use **ONLY** the **PART** number in the **FIRST** column.

The number stamped on a Sewing Machine Part is the number of the Single Part only, except when the part includes Set Screws, Clamping Screws, Studs and Rollers Spun on, Small Wires riveted, or Parts soldered together, etc., which it is necessary to furnish in combination.

Every combination of parts sent out has its specific number which, although not stamped on Parts (except in above cases) must be used when ordering the combination.

Each number always indicates the **SAME PART** in whatever list it appears, or for whatever Machine.

The letters after some of the numbers indicate the style of finish only, as follows:

- A. Hardened, Polished and Plated.
- B. Polished and Plated.
- C. Hardened only.
- D. Polished only.
- E. Soft, not polished.
- F. Hardened and Polished.
- H. Blued.

These letters **MUST BE USED** when they appear in the list and **AFTER** the number, as in the list.

In this series

200001 to 201500 are Screw Numbers.

201501 to 201800 are Nut Numbers.

201801 to 202000 are Roller Numbers.

202001 and upward are numbers of Machine Parts.

The figures in the second column refer only to the plate in which the illustration of the part is shown and are **NOT TO BE USED** in ordering.

Two or more numbers over a cut indicate that the difference between such parts is not visible in an illustration.

Parts marked with an asterisk (*) are furnished only when repairs are made at the factory.

LIST OF PARTS COMPLETE

FOR

MACHINE No. 17w1

For Overseaming and Zigzag Stitching.

No.	Plate	Name	Each
*204920	----	Arm	\$ ---
*215703	----	" 204920 with 200439c, 202036 and 204705	---
204463	10433	Arm Cap	10
200278H	12311	" " Screw	05
202248H	10673	" " " Washer	05
201235	10435	" Position Pin (2)	02
200963E	12311	" Screw (3)	06
202005	10673	" " Washer (3)	01
204291	12811	" Shaft	2 00
204705	12670	" " Bushing (front)	35
200439c	12311	" " " Position Screw	05
204465	12837	" " Connection with four 200054E (2)	75
200054E	10673	Arm Shaft Connection Screw	03
204471	12840	Balance Wheel, 5 1/4 in. diam. (belt groove 3 in. diam.), with 200328c and 200335c	1 00
200062H	12311	Balance Wheel Adjusting Screw	07
200328c	12311	" " Position Screw	04
200335c	12311	" " Set Screw	04
*204872	----	Bed	---
*208652	----	" 204872 with 202062, 204245, 204393 and two 200546e	---
202258	12153	Bed Hinge Connection (2)	08
200570E	12311	" " " Screw (4)	05
206105	12836	" Slide (back)	30
204739	10433	" " (front)	20
204178	10649	Bobbin	05
208384	12823	" Case (solid center bearing) with 204181	60
204181	10649	Bobbin Case Position Finger	01
204182	10649	" " Tension Spring	10
200598E	10649	" " " " Regulating Screw	02
200592E	10649	Bobbin Case Tension Spring Screw	02
208385	12823	Bobbin Case complete, Nos. 200592E, 200598E, 204182 and 208384	75
200459D	10435	Cloth Guide Thumb Screw	10

No.	Plate	Name	Each
204907	—	Face Plate with 200366R, 200368R, 202087, 202090, 204185, 204281 and two 200397R	\$1 00
200053C	10435	Face Plate Screw (2)	04
204185	10435	" " Thread Guide	03
200397R	10675	" " " " Set Screw	02
204908	12840	Face Plate complete, Nos. 200286E, 200577R, 201527R, 202088, 204059, 204280, 204907, 204933, 204934 and 206639	2 65
204875	10663	Feed Bar with 204189	60
206594	—	" " 204875 with 200214E, 201525E and 204877	1 10
200214E	10435	Feed Bar Hinge Screw	12
201525E	10435	" " " " Nut	03
204188	10435	" " Spring	03
204189	10435	" " " Hook	01
207650	10629	" Dog, for 207394	50
200106E	10435	" " Screw (2)	02
210779	—	" Driving Cam	45
204191	10662	" " " 210779 with 200378C and 200437C	50
206079	12826	Feed Driving Cam Fork Lever with 204293 and 204928	80
204193	12670	Feed Driving Cam Fork Lever Connection with 200668C and 201525E	35
204194	10438	Feed Driving Cam Fork Lever Connection Clamp with 200031C	45
200031C	10438	Feed Driving Cam Fork Lever Connection Clamp Pinch Screw	04
200668C	10438	Feed Driving Cam Fork Lever Connection Clamp Screw Stud	06
201525E	10435	Feed Driving Cam Fork Lever Connection Clamp Screw Stud Nut	03
200002E	10644	Feed Driving Cam Fork Lever Connection Hinge Screw	07
201522E	10673	Feed Driving Cam Fork Lever Connection Hinge Screw Nut	03
*204928	—	Feed Driving Cam Fork Lever Shaft	—
204197	10662	" " " " " " Col- lar with 200113F	15
200113F	10662	Feed Driving Cam Fork Lever Shaft Col- lar Set Screw	03
204293	10662	Feed Driving Cam Fork Lever Shaft Posi- tion Pin	01
204968	10662	Feed Driving Cam Fork Lever Shaft Sleeve (split)	15
200043C	12311	Feed Driving Cam Fork Lever Shaft Sleeve Set Screw	04
201524E	10673	Feed Driving Cam Fork Lever Shaft Sleeve Set Screw Nut	03

No.	Plate	Name	Each
206080	—	Feed Driving Cam Fork Lever complete, Nos. 204194 and 206079	\$1 25
200437C	12311	Feed Driving Cam Position Screw	06
200378C	12311	" " " Set Screw	02
204294	12841	" " Rock Shaft	35
206555	—	" " " " 204294 with 200002E, 201522E and 204193	80
202305C	10662	Feed Driving Rock Shaft Center (2)	06
200043C	12311	" " " " " Set Screw (2)	04
204877	10663	Feed Driving Rock Shaft Crank with 204189 (on right side) and two 200383C	35
200383C	10435	Feed Driving Rock Shaft Crank Set Screw	02
204201	10662	Feed Lifting Cam Crank with 200335C, 200431C, 200669C and 201530E	1 00
200431C	10662	Feed Lifting Cam Crank Position Screw	08
200335C	12311	" " " " Set Screw	04
204202	10662	" " " Fork with 200027E ...	75
200027E	10673	" " " " Pinch Screw	04
204878	12670	" " Rock Shaft with 204264	30
204503	—	" " " " 204878 with 200942E and 204204	50
202305C	10662	Feed Lifting Rock Shaft Center (2)	06
200043C	12311	" " " " " Set Screw (2)	04
201204	12828	Feed Lifting Rock Shaft Slide Block	15
200942E	10673	" " " " " " " Hinge Screw	05
204264	10445	Feed Lifting Rock Shaft Slide Block Posi- tion Pin	01
204206	12826	Feed Regulating Handle	10
204207	—	" " " 204206 with 200098E, 202622, 204208 to 204210, 204213 and 204925	55
204208	10438	Feed Regulating Handle Adjustable Stop	05
200098E	10438	" " " " " " Screw	03
204925	10675	Feed Regulating Handle Adjustable Stop Screw Washer	01
204209	10438	Feed Regulating Handle Position Pin ..	01
204210	10438	" " " Shaft	20
204211	10438	" " " " Crank with 200098E	20
204212	10438	Feed Regulating Handle Shaft Crank Link	15
200271E	10438	Feed Regulating Handle Shaft Crank Link Hinge Screw (lower)	05
200291E	10438	Feed Regulating Handle Shaft Crank Link Hinge Screw (upper)	05

Parts for Machine No. 17w1

No.	Plate	Name	Each
200098r	10438	Feed Regulating Handle Shaft Crank Set Screw	\$ 03
204213	10438	Feed Regulating Handle Shaft Sleeve (split)	15
200362c	10441	Feed Regulating Handle Shaft Sleeve Set Screw	03
202622	10438	Feed Regulating Handle Shaft Sleeve Washer	01
202036	10438	Feed Regulating Handle Stop Pin	01
204214	—	Feed Regulating Handle complete, Nos. 200291e, 204207, 204211 and 204212	95
204535	12822	Hook (sewing) with 204217	1 75
204217	10649	" Bobbin Case Stud	10
204880	10665	" Bracket with 200379c, two 200380c and three 204234	80
204881	—	Hook Bracket 204880 with 204226c	1 20
204930	—	" " 204881 with 204224, 204225, 204324, 204539, two each 204223 and 204233	2 25
200379c	10665	Hook Bracket Adjusting Screw (lower)	02
200380c	12319	" " " " (upper)	02
204539	10458	" " Bobbin Case Stop (hinged)	40
204223	10665	" " " " Hinge Pin	01
204224	10665	" " " " Latch	20
204223	10665	" " " " " "	01
204225	10665	Hook Bracket Bobbin Case Stop Latch Spring	02
200085c	10649	Hook Bracket Screw (2)	03
206095	—	Hook Bracket complete, Nos. 204535 and 204930	4 00
204910	10459	Hook Driver with 204242 and 204243	1 25
204885	10669	" " Bevel Gear, 25 teeth, with two 200348c	75
200348c	10665	Hook Driver Bevel Gear Set Screw	03
208246	—	" " Crank	40
204240	10649	" " " 208246 with 200378c, 200662c, 201530e and two 200348c	60
204241	10662	Hook Driver Crank Link	25
200669c	10665	" " " " Stud	06
201530e	10665	" " " " Nut	04
200348c	10665	" " " Set Screw (long)	03
200378c	12311	" " " " (short)	02
200662c	10665	" " " Stud	07
201530e	10665	" " " Nut	04
204243	10649	" " Pin	01
204242	12821	" " Washer	01
204887	10669	" Driving Bevel Gear (intermediate), 24 teeth	75

Parts for Machine No. 17w1

No.	Plate	Name	Each
204888	—	Hook Driving Bevel Gear (intermediate) Bracket	\$ 50
206078	10669	Hook Driving Bevel Gear (intermediate) Bracket 204888 with 200772c, 201514e and 204887	1 45
200041e	10669	Hook Driving Bevel Gear (intermediate) Bracket Screw (2)	05
200772c	10669	Hook Driving Bevel Gear (intermediate) Bracket Screw Stud	15
201514e	10669	Hook Driving Bevel Gear (intermediate) Bracket Screw Stud Nut	04
204890	12670	Hook Driving Bevel Gear (intermediate) Oil Guard	15
200113r	10662	Hook Driving Bevel Gear (intermediate) Oil Guard Screw (2)	03
204886	10669	Hook Driving Bevel Gear Shaft, 25 teeth	1 50
204393	12828	" " " " Bushing	12
204891	12841	" " Shaft	1 60
204245	12670	" " " Bearing	20
202126	12821	" " " " Position Pin	01
200516e	12311	" " " " Screw	08
204246	10662	" " " Collar with two 200383c	20
200383c	10435	" " " " Set Screw	02
204226c	12822	" Race, .156 in. thick, 1.906 in. diam...	40
204324	10457	" " Cap (steel)	15
204230	10665	" " " Spring	02
204233	12820	" " " " 204230 with 200802e	10
200802e	12820	" " " " Screw	10
204234	10665	" " Position Pin	01
202145	12826	Knee Lifter Connection Lever with 202446	07
227312	—	Knee Lifter Connection Lever 202445 with 200224u, 200262u, 227303 and 227308	50
200224u	10644	Knee Lifter Connection Lever Hinge Screw	12
227308	12841	Knee Lifter Connection Lever Lifting Rod with 202302	05
202302	12321	Knee Lifter Connection Lever Lifting Rod Cotter Pin	01
202446	12821	Knee Lifter Connection Lever Pin	03
227303	12841	" " Lifting Lever	12
200262u	12820	" " " " Hinge Screw	10
208613	—	Needle Bar (hollow)	75
204247	10433	" " 208613 with 200125e, 200175e and 204250	80
204911	12827	Needle Bar Connecting Link	50
200237c	12820	" " " " Hinge Screw Stud	12

No.	Plate	Name	Each
201519E	12820	Needle Bar Connecting Link Hinge Screw Stud Nut	\$ 03
206024	12828	Needle Bar Connecting Stud with two 200387c	35
200387c	12820	Needle Bar Connecting Stud Set Screw	02
204913	12836	" " Frame	1 00
204916	12825	" " " Driving Cam with two 200347c	1 50
204917	12836	Needle Bar Frame Driving Cam Cover	50
200571B	10644	" " " " " " Screw (3)	05
204918	12825	Needle Bar Frame Driving Cam Follower	35
200347c	12321	" " " " " Set Screw	03
204919	12838	Needle Bar Frame Pitman with 200741c, 201531E, 204921 and two 200110B	1 35
200741c	10671	Needle Bar Frame Pitman Ball Screw	10
*204921	---	" " " " " " Cap	---
200110B	10649	" " " " " " " Screw	02
201531E	---	Needle Bar Frame Pitman Ball Screw Nut	03
204922	10671	Needle Bar Frame Pitman Connection (adjustable)	50
204841	---	Needle Bar Frame Pitman Connection 204922 with 204923	60
204926	---	Needle Bar Frame Pitman Connection 204841 with 204919, 204924 and two 200110B	2 00
204923	10671	Needle Bar Frame Pitman Connection Bearing	10
204924	12821	Needle Bar Frame Pitman Connection Clamp Washer	03
200110B	10649	Needle Bar Frame Pitman Connection Clamp Washer Screw	02
200791E	12820	Needle Bar Frame Pitman Connection Slide	15
206505	12821	Needle Bar Frame Pitman Connection Slide Stop	10
203992	12821	Needle Bar Frame Pitman Connection Slide Stop Pin	01
200135c	12820	Needle Bar Frame Pitman Connection Slide Stop Screw	03
225908	12821	Needle Bar Frame Pitman Connection Slide Stop Screw Washer	02
202104	12821	Needle Bar Frame Pitman Connection Slide Washer	01
201581B	12820	Needle Bar Frame Pitman Connection Slide Wing Nut	12

No.	Plate	Name	Each
204944	---	Needle Bar Frame Pitman Connection complete, Nos. 200791E, 201581B, 202104 and 204926	\$2 30
204929	12827	Needle Bar Frame Regulator with 202090, 203992 and 204928	1 35
*204928	---	Needle Bar Frame Regulator Shaft	---
202574	10662	" " " " Collar with 200380c	15
200380c	12319	Needle Bar Frame Regulator Shaft Collar Set Screw	02
202090	10675	Needle Bar Frame Regulator Shaft Pin	01
200110c	10644	" " " Screw Center (lower or upper)	06
201517c	10669	Needle Bar Frame Screw Center Nut (lower or upper)	05
204250	12823	Needle Bar Thread Guide	03
200175E	10649	" " " " Screw	02
200125E	10649	" Set Screw	02
204251	10433	Presser Bar (hollow) with 200074E	80
201252	10441	" " Lifter	20
200550c	10441	" " " Hinge Screw	08
208609	12828	" " Lifting Bracket	35
204931	---	" " " " 208609 with 200650E and 201525E	50
201254	10441	Presser Bar Lifting Bracket Position Guide	30
200362c	10441	Presser Bar Lifting Bracket Position Guide Set Screw	03
204927	---	Presser Bar Packing Washer (felt) Per 100	25
200504E	10673	Presser Bar Screw Bushing (lower)	05
204255	10441	" " Spring	10
200491B	10441	" " Thumb Screw (pressure regulating)	25
207187	12829	Presser Foot	50
200074E	10441	" " Screw	03
202068	12153	Spool Holder Base	15
200575B	12311	" " " Screw	05
204296	12153	" " Wire	10
200079B	12311	" " " Hinge Screw	02
204297	12153	Spool Holder complete Nos. 200079B, 202068 and 204296	25
204969	12838	Take-up Cam with 20237c, 200335c, 200383c, 200430c, 201519E and 204911	2 00
203172	10445	Take-up Cam Friction Washer	05
200430c	10415	" " Position Screw	08
200383c	10435	" " " Check Screw	02
200335c	12311	" " Set Screw	04
204262	10445	" Lever with 204265	60
206556	---	" " 204262 with 204263	75

No.	Plate	Name	Each
204263	10445	Take-up Lever Bearing with 204261	\$ 15
204264	10445	" " " Position Pin	01
200042F	10445	" " " Screw	05
204265	10445	" " Oil Guard	05
201816	10445	" " Roller	12
204266	10445	Take-up Lever complete, Nos. 200042F, 201816 and 206556	90
202402	10675	Tension Disc	05
202090	10675	" " Position Pin	01
204933	12824	" Release Lever	30
200286F	10671	" " " Hinge Screw	05
201527H	10669	" " " " " Nut	03
204934	10671	" " " " " Washer	04
200650F	10671	" " " Switch Screw Stud	10
201525E	10435	" " " " " " " Nut	03
202407	10675	Tension Spring	05
200632B	10675	" Stud	20
200397H	10675	" " Set Screw	02
201572B	10675	" Thumb Nut	04
204271	10675	" Washer	05
206639	10675	Tension complete, Nos. 200632B, 201572B, 202407, 204271 and two 202402	45
204274	10675	Thread Controller Plate	12
200577H	12311	" " " Screw	02
202098	10675	" " Roller	05
204275	10675	" " " Guard	10
202084	10675	" " " Washer	01
200300C	10675	" " " Screw	01
204276	10675	" " Spring (Per 100 \$1.25)	03
204333	10675	" " " Guard	08
200581H	10675	" " " " Screw	02
202087	10675	" " " Stop	03
202088	10675	" " " Stud with 204925	10
200366H	10675	" " " " Set Screw	02
204925	10675	" " " " Washer	01
205987	10675	Thread Controller complete, Nos. 200300C, 200581H, 202084, 202098, 204274, 204275 and 204333	42
204280	10675	Thread Controller and Spring complete, Nos. 204276 and 205987	45
204459	10663	Thread Guide	02
202412	12823	" " "	06
204281	10675	" Retainer Guide Wire	01
202091	10675	" " Sleeve	05
202092	10675	" " Spring	01
204058B	10675	" " Stud	07
200368H	10675	" " " Set Screw	02
204059	10675	Thread Retainer complete, Nos. 202091, 202092 and 204058B	15

No.	Plate	Name	Each
207394	10629	Throat Plate, 53 needle hole, for needle sizes 12 and 13, for 207650	\$ 50
202062	12821	Throat Plate Position Pin	01
200577H	12311	" " " Screw	02

LIST OF PARTS COMPLETE

FOR

MACHINE No. 17w2

For Overseaming and Zigzag Stitching.

No.	Plate	Name	Each
*204920	—	Arm	\$ —
*215773	—	" 204920 with 200439c, 202036 and 206101	—
204163	10433	Arm Cap	10
200278H	12311	" " Screw	05
202248H	10673	" " Washer	05
204235	10435	" Position Pin (2)	02
200963E	12311	" Screw (3)	06
202005	10673	" Washer (3)	01
204291	12841	" Shaft	2 00
206101	12838	" " Bushing (front)	35
200439C	12311	" " Position Screw	05
204165	12837	" " Connection with four 200054E (2)	75
200054E	10673	Arm Shaft Connection Screw	03
204174	12840	Balance Wheel, 5½ in. diam. (belt groove 3 in. diam.), with 200228c and 200335c	1 00
200062H	12311	Balance Wheel Adjusting Screw	07
200328C	12311	" " Position Screw	04
200335C	12311	" " Set Screw	04
*204872	—	Bed	—
*208652	—	" 204872 with 202062, 204245, 204393 and two 200516E	—
202258	12153	Bed Hinge Connection (2)	08
200570E	12311	" " " Screw (4)	05
206105	12836	" Slide (back)	30
204739	10433	" " (front)	20
204178	10649	Bobbin	05
208382	12823	" Case (solid center bearing) with 204181	60
204181	10649	Bobbin Case Position Finger	01
204531	12823	" " Tension Spring	10
200598F	10649	" " " " Regulating Screw	02
200592F	10649	Bobbin Case Tension Spring Screw	02
208383	12823	Bobbin Case complete, Nos. 200592F, 200598F, 204531 and 208382	75
200459D	10435	Cloth Guide Thumb Screw	10

No.	Plate	Name	Each
204907	—	Face Plate with 200366H, 200368H, 202087, 202090, 204185, 204281 and two 200397H	\$1 00
200053C	10435	Face Plate Screw (2)	04
204185	10435	" " Thread Guide	03
200397H	10675	" " " " Set Screw	02
204908	12840	Face Plate complete, Nos. 200286E, 200577H, 201527H, 202088, 204059, 204280, 204907, 204933, 204934 and 206639	2 65
204875	10663	Feed Bar with 204189	60
206594	—	" " 204875 with 200214E, 201525E and 204877	1 10
200214E	10435	Feed Bar Hinge Screw	12
201525E	10435	" " " " Nut	03
201188	10435	" " Spring	03
204189	10435	" " Hook	01
207649	10632	" Dog, for 207397	50
200106E	10435	" " Screw (2)	02
210779	—	" Driving Cam	45
204191	10662	" " " 210779 with 20037Sc and 200437c	50
206079	12826	Feed Driving Cam Fork Lever with 204293 and 204928	80
204193	12670	Feed Driving Cam Fork Lever Connection with 20066Sc and 201525E	35
204194	10438	Feed Driving Cam Fork Lever Connection Clamp with 200031c	45
200031c	10438	Feed Driving Cam Fork Lever Connection Clamp Pinch Screw	04
200668c	10438	Feed Driving Cam Fork Lever Connection Clamp Screw Stud	06
201525E	10435	Feed Driving Cam Fork Lever Connection Clamp Screw Stud Nut	03
200002E	10644	Feed Driving Cam Fork Lever Connection Hinge Screw	07
201522E	10673	Feed Driving Cam Fork Lever Connection Hinge Screw Nut	03
*204928	—	Feed Driving Cam Fork Lever Shaft	—
204197	10662	" " " " " " Col- lar with 200113F	15
200113F	10662	Feed Driving Cam Fork Lever Shaft Col- lar Set Screw	03
204293	10662	Feed Driving Cam Fork Lever Shaft Position Pin	01
204968	10662	Feed Driving Cam Fork Lever Shaft Sleeve (split)	15
200043c	12311	Feed Driving Cam Fork Lever Shaft Sleeve Set Screw	04
201524E	10673	Feed Driving Cam Fork Lever Shaft Sleeve Set Screw Nut	03

No.	Plate	Name	Each
206080	—	Feed Driving Cam Fork Lever complete, Nos. 204194 and 206079	\$1 25
200437c	12311	Feed Driving Cam Position Screw	06
200378c	12311	" " " Set Screw	02
204294	12841	" " Rock Shaft	35
206555	—	" " " " 204294 with 200002E, 201522E and 204193	80
202305c	10662	Feed Driving Rock Shaft Center (2)	06
200043c	12311	" " " " " Set Screw (2)	04
204877	10663	Feed Driving Rock Shaft Crank with 204189 (on right side) and two 200383c	35
200383c	10435	Feed Driving Rock Shaft Crank Set Screw	02
204201	10662	Feed Lifting Cam Crank with 200335c, 200431c, 200669c and 201530E	1 00
200431c	10662	Feed Lifting Cam Crank Position Screw	08
200335c	12311	" " " " Set Screw	04
204202	10662	" " " Fork with 200027E	75
200027E	10673	" " " " Pinch Screw	04
204878	12670	" " Rock Shaft with 204264	30
204503	—	" " " " 204878 with 200942E and 204204	50
202305c	10662	Feed Lifting Rock Shaft Center (2)	06
200043c	12311	" " " " " Set Screw (2)	04
204204	12828	Feed Lifting Rock Shaft Slide Block	15
200942E	10673	" " " " " " Hinge Screw	05
204264	10445	Feed Lifting Rock Shaft Slide Block Position Pin	01
204206	12826	Feed Regulating Handle	10
204207	—	" " " 204206 with 200098E, 202622, 204208 to 204210, 204213 and 204925	55
204208	10438	Feed Regulating Handle Adjustable Stop	05
200098E	10438	" " " " " " Screw	03
204925	10675	Feed Regulating Handle Adjustable Stop Screw Washer	01
204209	10438	Feed Regulating Handle Position Pin	01
204210	10438	" " " Shaft	20
204211	10438	" " " " Crank with 200098E	20
204212	10438	Feed Regulating Handle Shaft Crank Link	15
200271E	10438	Feed Regulating Handle Shaft Crank Link Hinge Screw (lower)	05
200291E	10438	Feed Regulating Handle Shaft Crank Link Hinge Screw (upper)	05

No.	Plate	Name	Each
200098E	10438	Feed Regulating Handle Shaft Crank Set Screw	\$ 03
204213	10438	Feed Regulating Handle Shaft Sleeve (split)	15
200362c	10441	Feed Regulating Handle Shaft Sleeve Set Screw	03
202622	10438	Feed Regulating Handle Shaft Sleeve Washer	01
202036	10438	Feed Regulating Handle Stop Pin	01
204214	—	Feed Regulating Handle complete, Nos. 200291E, 204207, 204211 and 204212	95
204935	12822	Hook (sewing) with 204217	1 50
204217	10649	" Bobbin Case Stud	10
204936	10458	" Bracket with 200379c, two 200380c and three 204234	80
204937	—	Hook Bracket 204936 with 204941	1 20
204938	—	" " 204937 with 20422 , 204225, 204539, 204942, two each 204223 and 204231	2 25
200379c	10665	Hook Bracket Adjusting Screw (lower) ..	02
200380c	12319	" " " " (upper) ..	02
204539	10458	" " Bobbin Case Stop (hinged) ..	40
204223	10665	" " " " " Hinge Pin ..	01
204224	10665	" " " " " Latch ..	20
204223	10665	" " " " " " Hinge Pin	01
204225	10665	Hook Bracket Bobbin Case Stop Latch Spring	02
200085c	10649	Hook Bracket Screw (2)	03
204939	10457	Hook Bracket complete, Nos. 204935 and 204938	3 75
204940	10459	Hook Driver with 204242 and 204243	1 25
204885	10669	" " Bevel Gear, 25 teeth, with two 200348c	75
200348c	10665	Hook Driver Bevel Gear Set Screw	03
208246	—	" " Crank	40
204240	10649	" " " 208246 with 200378c, 200662c, 201530E and two 200348c	60
204241	10662	Hook Driver Crank Link	25
200669c	10665	" " " " Stud	06
201530E	10665	" " " " " Nut	04
200348c	10665	" " " Set Screw (long) ..	03
200378c	12311	" " " " " (short) ..	02
200662c	10665	" " " Stud	07
201530E	10665	" " " " Nut	04
204243	10649	" " Pin	01
204242	12821	" " Washer	01
204887	10669	" Driving Bevel Gear (inter mediate), 24 teeth	75

No.	Plate	Name	Each
204888	—	Hook Driving Bevel Gear (intermediate)	
		Bracket	\$ 50
206078	10669	Hook Driving Bevel Gear (intermediate)	
		Bracket 204888 with 200772c, 201514E	
		and 204887	1 45
200041E	10669	Hook Driving Bevel Gear (intermediate)	
		Bracket Screw (2)	05
200772c	10669	Hook Driving Bevel Gear (intermediate)	
		Bracket Screw Stud	15
201514E	10669	Hook Driving Bevel Gear (intermediate)	
		Bracket Screw Stud Nut	04
204890	12670	Hook Driving Bevel Gear (intermediate)	
		Oil Guard	15
200113F	10662	Hook Driving Bevel Gear (intermediate)	
		Oil Guard Screw (2)	03
204886	10669	Hook Driving Bevel Gear Shaft, 25 teeth	1 50
204393	12828	" " " " " Bushing	12
204891	12841	" " Shaft	1 60
204245	12670	" " Bearing	20
202126	12821	" " " " Position Pin	01
200516E	12311	" " " " Screw	08
204246	10662	" " " Collar with two 200383c	20
200383c	10435	" " " " Set Screw	02
204941	10459	" Race, .156 in. thick, 1.906 in. diam...	40
204942	10458	" " Cap (iron)	15
204230	10665	" " Spring	02
204231	10665	" " " " 204230 with 200792E	12
200792E	10665	" " " " Screw	10
204234	10665	" " Position Pin	01
202445	12826	Knee Lifter Connection Lever with	
		202446	07
227312	—	Knee Lifter Connection Lever 202445	
		with 200224H, 200262H, 227303 and	
		227308	50
200224H	10644	Knee Lifter Connection Lever Hinge	
		Screw	12
227308	12841	Knee Lifter Connection Lever Lifting	
		Rod with 202302	05
202302	12321	Knee Lifter Connection Lever Lifting	
		Rod Cotter Pin	01
202446	12821	Knee Lifter Connection Lever Pin	03
227303	12841	" " Lifting Lever	12
200262H	12820	" " " " Hinge Screw ..	10
208613	—	Needle Bar (hollow)	75
204247	10433	" " 208613 with 200125E, 200175E	
		and 204250	80
204911	12827	Needle Bar Connecting Link	50
200237c	12820	" " " " Hinge Screw	
		Stud	12

No.	Plate	Name	Each
201519E	12820	Needle Bar Connecting Link Hinge Screw	
		Stud Nut	\$ 03
206024	12828	Needle Bar Connecting Stud with two	
		200387c	35
200387c	12820	Needle Bar Connection Stud Set Screw	02
204913	12836	" " Frame	1 00
204916	12825	" " " Driving Cam with two	
		200347c	1 50
204917	12836	Needle Bar Frame Driving Cam Cover	50
200571B	10644	" " " " " " "	
		Screw (3)	05
204918	12825	Needle Bar Frame Driving Cam Follower	35
200347c	12321	" " " " " " Set Screw	03
204919	12838	" " " Pitman with 200741c,	
		201531E, 204921 and two 200110B	1 35
200741c	10671	Needle Bar Frame Pitman Ball Screw ...	10
*204921	—	" " " " " " " Cap	—
200110B	10649	" " " " " " " "	
		Screw	02
201531E	—	Needle Bar Frame Pitman Ball Screw Nut	03
204922	10671	" " " " Connection (ad-	
		justable)	50
204841	—	Needle Bar Frame Pitman Connection	
		204922 with 204923	60
204926	—	Needle Bar Frame Pitman Connection	
		204841 with 204919, 204924 and two	
		200110B	2 00
204923	10671	Needle Bar Frame Pitman Connection	
		Bearing	10
204924	12821	Needle Bar Frame Pitman Connection	
		Clamp Washer	03
200110B	10649	Needle Bar Frame Pitman Connection	
		Clamp Washer Screw	02
204943	12827	Needle Bar Frame Pitman Connection	
		Slide (double) with two 200330E	40
200330E	12820	Needle Bar Frame Pitman Connection	
		Slide Screw	04
206505	12821	needle Bar Frame Pitman Connection	
		Slide Stop	10
200135E	12820	Needle Bar Frame Pitman Connection	
		Slide Stop Screw	03
225908	12821	Needle Bar Frame Pitman Connection	
		Slide Stop Screw Washer	02
202104	12821	Needle Bar Frame Pitman Connection	
		Slide Washer	01
201581B	12820	Needle Bar Frame Pitman Connection	
		Slide Wing Nut	12
204945	—	Needle Bar Frame Pitman Connection	
		complete, Nos. 204926, 204943, two each	
		201581B and 202104	2 65

No.	Plate	Name	Each
206102	12827	Needle Bar Frame Regulator with 202090 and 204928	\$1 35
*204928	----	Needle Bar Frame Regulator Shaft	—
202574	10662	" " " " " Collar with 200380c	15
200380c	12319	Needle Bar Frame Regulator Shaft Collar Set Screw	02
202090	10675	Needle Bar Frame Regulator Shaft Pin	01
200410c	10644	" " " Screw Center (lower or upper)	06
201517c	10669	Needle Bar Frame Screw Center Nut (lower or upper)	05
204250	12823	Needle Bar Thread Guide	03
200175E	10649	" " " " Screw	02
200125F	10649	" Set Screw	02
204251	10433	Presser Bar (hollow) with 200074F	80
204252	10441	" " Lifter	20
200550c	10441	" " " Hinge Screw	03
208609	12828	" " Lifting Bracket	35
204931	----	" " " " 208609 with 200650F and 201525E	50
204254	10441	Presser Bar Lifting Bracket Position Guide	30
200362c	10441	Presser Bar Lifting Bracket Position Guide Set Screw	03
204327	----	Presser Bar Packing Washer (felt) Per 100	25
200504E	10673	Presser Bar Screw Bushing (lower)	05
204255	10441	" " Spring	10
200491B	10441	" " Thumb Screw (pressure regulating)	25
207120	10598	Presser Foot	50
200074F	10441	" " Screw	03
202068	12153	Spool Holder Base	15
200575H	12311	" " " Screw	05
204296	12153	" " Wire	10
200079H	12311	" " " Hinge Screw	02
204297	12153	Spool Holder complete, Nos. 200079H, 202068 and 204296	25
204969	12838	Take-up Cam with 200237c, 200335c, 200383c, 200430c, 201519E and 204911	2 00
200430c	10445	Take-up Cam Position Screw	08
200383c	10435	" " " " Check Screw	02
200335c	12311	" " Set Screw	04
204262	10445	" Lever with 204265	60
206556	----	" " 204262 with 204263	75
204263	10445	" " Bearing with 204264	15
204264	10445	" " " Position Pin	01
200042F	10445	" " " Screw	05
204265	10445	" " Oil Guard	05

No.	Plate	Name	Each
201816	10415	Take-up Lever Roller	\$ 12
204266	10415	Take-up Lever complete, Nos. 200042F, 201816 and 206556	90
202402	10675	Tension Disc	05
202090	10675	" " Position Pin	01
204933	12824	" " Release Lever	30
200286F	10671	" " " Hinge Screw	05
201527H	10669	" " " " " Nut	03
204934	10671	" " " " " Washer	04
200650F	10671	" " " Switch Screw Stud	10
201525E	10435	" " " " " " Nut	03
202407	10675	Tension Spring	05
200632B	10675	" Stud	20
200397H	10675	" " Set Screw	02
201572B	10675	" Thumb Nut	04
204271	10675	" Washer	05
206639	10675	Tension complete, Nos. 200632B, 201572B, 202407, 204271 and two 202402	45
204274	10675	Thread Controller Plate	12
200577H	12311	" " " Screw	02
202098	10675	" " Roller	05
204275	10675	" " " Guard	10
202084	10675	" " " Washer	01
200300c	10675	" " " Screw	04
204276	10675	" " Spring (Per 100 \$1.25)	03
204333	10675	" " " Guard	08
200581H	10675	" " " Screw	02
202087	10675	" " " Stop	03
202088	10675	" " " Stud with 204925	10
200366H	10675	" " " Set Screw	02
204925	10675	" " " Washer	01
205987	10675	Thread Controller complete, Nos. 200300c, 200581H, 202084, 202098, 204274, 204275 and 204333	42
204280	10675	Thread Controller and Spring complete, Nos. 204276 and 205987	15
202412	12823	Thread Guide	06
204281	10675	" Retainer Guide Wire	01
202091	10675	" " Sleeve	05
202092	10675	" " Spring	01
204058B	10675	" " Stud	07
200368H	10675	" " Set Screw	02
204059	10675	Thread Retainer complete, Nos. 202091, 202092 and 204058B	15
207397	10632	Throat Plate, 50 needle hole, for needle sizes 14 and 15, for 207649	50
202062	12821	Throat Plate Position Pin	01
200577H	12311	" " Screw	02

LIST OF PARTS COMPLETE

FOR

MACHINE No. 17w3

For Ornamental and Zigzag Stitching.

No.	Plate	Name	Each
*204920	—	Arm	\$ —
*215703	—	" 204920 with 200439c, 202036 and 204705	—
204163	10433	Arm Cap	10
200278H	12311	" " Screw	05
202248H	10673	" " " Washer	05
204235	10435	" Position Pin (2)	02
200963E	12311	" Screw (3)	06
202005	10673	" " Washer (3)	01
204291	12841	" Shaft	2 00
204705	12670	" " Bushing (front)	35
200439c	12311	" " " Position Screw	05
204165	12837	" " Connection with four 200054E (2)	75
200054E	10673	Arm Shaft Connection Screw	03
204174	12840	Balance Wheel, 5½ in. diam. (belt groove 3 in. diam.), with 200328c and 200335c	1 00
200062H	12311	Balance Wheel Adjusting Screw	07
200328c	12311	" " Position Screw	04
200335c	12311	" " Set Screw	04
*204872	—	Bed	—
*208652	—	" 204872 with 202062, 204245, 204393 and two 200516E	—
202258	12153	Red Hinge Connection (2)	08
200570E	12311	" " " Screw (4)	05
206105	12836	" Slide (back)	30
204177	10433	" " (front)	20
204178	10649	Bobbin	05
208384	12823	" Case (solid center bearing) with 204181	60
204181	10649	Bobbin Case Position Finger	01
204182	10649	" " Tension Spring	10
200598F	10649	" " " " Regulating Screw	02
200592F	10649	Bobbin Case Tension Spring Screw	02
208385	12823	Bobbin Case complete, Nos. 200592F, 200598F, 204182 and 208384	75
200459D	10435	Cloth Guide Thumb Screw	10

No.	Plate	Name	Each
204982	—	Face Plate with 200366H, 202087, 202108, 204185, 204281, two each 200368H, 202090 and three 200397H	\$1 25
200053c	10435	Face Plate Screw (2)	04
204185	10435	" " Thread Guide	03
200397H	10675	" " " " Set Screw	02
204983	12840	Face Plate complete, Nos. 200286E, 200577H, 201527H, 202088, 204280, 204931, 204982, 204985, two each 204059 and 206639	3 75
204875	10663	Feed Bar with 204189	60
206594	—	" " 204875 with 200214E, 201525E and 204877	1 10
200214E	10435	Feed Bar Hinge Screw	12
201525E	10435	" " " " Nut	03
204188	10435	" " Spring	03
204189	10435	" " " Hook	01
207650	10629	" Dog, for 207391	50
200106E	10435	" " Screw (2)	02
210779	—	" Driving Cam	45
204191	10662	" " " 210779 with 200378c and 200437c	50
206079	12826	Feed Driving Cam Fork Lever with 204293 and 204928	80
204193	12670	Feed Driving Cam Fork Lever Connection with 200668c and 201525E	35
204194	10438	Feed Driving Cam Fork Lever Connection Clamp with 200031c	45
200031c	10438	Feed Driving Cam Fork Lever Connection Clamp Pinch Screw	01
200668c	10438	Feed Driving Cam Fork Lever Connection Clamp Screw Stud	06
201525E	10435	Feed Driving Cam Fork Lever Connection Clamp Screw Stud Nut	03
200002E	10644	Feed Driving Cam Fork Lever Connection Hinge Screw	07
201522E	10673	Feed Driving Cam Fork Lever Connection Hinge Screw Nut	03
*204928	—	Feed Driving Cam Fork Lever Shaft	—
204197	10662	" " " " " " Col- lar with 200113F	15
200113F	10662	Feed Driving Cam Fork Lever Shaft Col- lar Set Screw	03
204293	10662	Feed Driving Cam Fork Lever Shaft Posi- tion Pin	01
204968	10662	Feed Driving Cam Fork Lever Shaft Sleeve (split)	15
200043c	12311	Feed Driving Cam Fork Lever Shaft Sleeve Set Screw	04

No.	Plate	Name	Each
201524E	10673	Feed Driving Cam Fork Lever Shaft Sleeve Set Screw Nut	\$ 03
206080	—	Feed Driving Cam Fork Lever complete, Nos. 204194 and 206079	1 25
200437C	12311	Feed Driving Cam Position Screw	06
200378C	12311	" " " " Set Screw	02
204294	12841	" " " " Rock Shaft	35
206555	—	" " " " " 204294 with 200002E, 201522E and 204193	80
202305C	10662	Feed Driving Rock Shaft Center (2)	06
200043C	12311	" " " " " " Set Screw (2)	04
204877	10663	Feed Driving Rock Shaft Crank with 204189 (on right side) and two 200383C	35
200383C	10435	Feed Driving Rock Shaft Crank Set Screw	02
204201	10662	Feed Lifting Cam Crank with 200335C, 200431C, 200669C and 201530E	1 00
200431C	10662	Feed Lifting Cam Crank Position Screw	08
200335C	12311	" " " " " " Set Screw	04
204202	10662	" " " " " " Fork with 200027E	75
200027E	10673	" " " " " " Pinch Screw	04
204878	12670	" " " " " " Rock Shaft with 204264	30
204503	—	" " " " " " 204878 with 200942E and 204204	50
202305C	10662	Feed Lifting Rock Shaft Center (2)	06
200043C	12311	" " " " " " " Set Screw (2)	04
204204	12828	Feed Lifting Rock Shaft Slide Block	15
200942E	10673	" " " " " " " " Hinge Screw	05
204264	10445	Feed Lifting Rock Shaft Slide Block Position Pin	01
204206	12826	Feed Regulating Handle	10
204207	—	" " " " " " 204206 with 200098E, 202622, 204208 to 204210, 204213 and 204925	55
204208	10438	Feed Regulating Handle Adjustable Stop	05
200098E	10438	" " " " " " " " Screw	03
204925	10675	Feed Regulating Handle Adjustable Stop Screw Washer	01
204209	10438	Feed Regulating Handle Position Pin	01
204210	10438	" " " " " " Shaft	20
204211	10438	" " " " " " " Crank with 200098E	20
204212	10438	Feed Regulating Handle Shaft Crank Link	15
200271E	10438	Feed Regulating Handle Shaft Crank Link Hinge Screw (lower)	05

No.	Plate	Name	Each
200291E	10438	Feed Regulating Handle Shaft Crank Link Hinge Screw (upper)	\$ 05
200098E	10438	Feed Regulating Handle Shaft Crank Set Screw	03
204213	10438	Feed Regulating Handle Shaft Sleeve (split)	15
200362C	10441	Feed Regulating Handle Shaft Sleeve Set Screw	03
202622	10438	Feed Regulating Handle Shaft Sleeve Washer	01
202036	10438	Feed Regulating Handle Stop Pin	01
204214	—	Feed Regulating Handle complete, Nos. 200291E, 204207, 204211 and 204212	95
204535	12822	Hook (sewing) with 204217	1 75
204217	10649	" " Bobbin Case Stud	10
204880	10665	" " Bracket with 200379C, two 200380C and three 204234	80
204881	—	Hook Bracket 204880 with 204226C	1 20
204930	—	" " " " 204881 with 204224, 204225, 204324, 204539, two each 204223 and 204233	2 25
200379C	10665	Hook Bracket Adjusting Screw (lower)	02
200380C	12319	" " " " " " (upper)	02
204539	10458	" " " " " " Bobbin Case Stop (hinged)	40
204223	10665	" " " " " " " Hinge Pin	01
204224	10665	" " " " " " " " Latch	20
204223	10665	" " " " " " " " " Hinge Pin	01
204225	10665	Hook Bracket Bobbin Case Stop Latch Spring	02
200085C	10649	Hook Bracket Screw (2)	03
206095	—	Hook Bracket complete, Nos. 204535 and 204930	4 00
204910	10459	Hook Driver with 204242 and 204243	1 25
204885	10669	" " " " " " Bevel Gear, 25 teeth, with two 200348C	75
200348C	10665	Hook Driver Bevel Gear Set Screw	03
208246	—	" " " " " " Crank	40
204240	10649	" " " " " " 208246 with 200378C, 200662C, 201530E and two 200348C	60
204241	10662	Hook Driver Crank Link	25
200669C	10665	" " " " " " Stud	06
201530E	10665	" " " " " " " Nut	04
200348C	10665	" " " " " " " Set Screw (long)	03
200378C	12311	" " " " " " " (short)	02
200662C	10665	" " " " " " Stud	07
201530E	10665	" " " " " " Nut	04
204243	10649	" " " " " " Pin	01
204242	12821	" " " " " " Washer	01

No.	Plate	Name	Each
204887	10669	Hook Driving Bevel Gear (intermediate), 24 teeth	\$ 75
204888	—	Hook Driving Bevel Gear (intermediate) Bracket	50
206078	10669	Hook Driving Bevel Gear (intermediate) Bracket 204888 with 200772c, 201514e and 204887	1 45
200041E	10669	Hook Driving Bevel Gear (intermediate) Bracket Screw (2)	05
200772c	10669	Hook Driving Bevel Gear (intermediate) Bracket Screw Stud	15
201514E	10669	Hook Driving Bevel Gear (intermediate) Bracket Screw Stud Nut	04
204890	12670	Hook Driving Bevel Gear (intermediate) Oil Guard	15
200113F	10662	Hook Driving Bevel Gear (intermediate) Oil Guard Screw (2)	03
204886	10669	Hook Driving Bevel Gear Shaft, 25 teeth	1 50
204393	12828	" " " " Bushing	12
204891	12841	" " Shaft	1 60
204245	12670	" " " Bearing	20
202126	12821	" " " " Position Pin	01
200516E	12311	" " " " Screw	08
204246	10662	" " " Collar with two 200383c	20
200383c	10435	" " " " Set Screw	02
204226c	12822	" Race, .156 in. thick, 1.906 in. diam...	40
204324	10457	" " Cap (steel)	15
204230	10665	" " " Spring	02
204233	12820	" " " " 204230 with 200802E	10
200802E	12820	" " " " Screw	10
204234	10665	" " " Position Pin	01
202445	12826	Knee Lifter Connection Lever with 202446	07
227312	—	Knee Lifter Connection Lever 202445 with 200224n, 200262n, 227303 and 227308	50
200224n	10644	Knee Lifter Connection Lever Hinge Screw	12
227308	12841	Knee Lifter Connection Lever Lifting Rod with 202302	05
202302	12321	Knee Lifter Connection Lever Lifting Rod Cotter Pin	01
202446	12821	Knee Lifter Connection Lever Pin	03
227303	12841	" " Lifting Lever	12
200262n	12820	" " " " Hinge Screw	10
204870	12837	Needle Bar (hollow)	80
204911	12827	" " Connecting Link	50
200237c	12820	" " " " Hinge Screw Stud	12
201519E	12820	Needle Bar Connecting Link Hinge Screw Stud Nut	03

No.	Plate	Name	Each
206024	12828	Needle Bar Connecting Stud with two 200387c	\$ 35
200387c	12820	Needle Bar Connecting Stud Set Screw	02
204913	12836	" " Frame	1 00
204916	12825	" " " Driving Cam with two 200347c	1 50
204917	12836	Needle Bar Frame Driving Cam Cover	50
200571B	10644	" " " " " " " Screw (3)	05
204918	12825	Needle Bar Frame Driving Cam Follower	35
200347c	12321	" " " " " " Set Screw	03
204919	12838	" " " Pitman with 200741c, 201531E, 204921 and two 200110n	1 35
200741c	10671	Needle Bar Frame Pitman Ball Screw ...	10
*204921	—	" " " " " " Cap	—
200110n	10649	" " " " " " " Screw	02
201531E	—	Needle Bar Frame Pitman Ball Screw Nut	03
204922	10671	Needle Bar Frame Pitman Connection (adjustable)	50
204841	—	Needle Bar Frame Pitman Connection 204922 with 204923	60
204926	—	Needle Bar Frame Pitman Connection 204841 with 204919, 204924 and two 200110n	2 00
204923	10671	Needle Bar Frame Pitman Connection Bearing	10
204924	12821	Needle Bar Frame Pitman Connection Clamp Washer	03
200110n	10649	Needle Bar Frame Pitman Connection Clamp Washer Screw	02
200791E	12820	Needle Bar Frame Pitman Connection Slide	15
206505	12821	Needle Bar Frame Pitman Connection Slide Stop	10
203992	12821	Needle Bar Frame Pitman Connection Slide Stop Pin	01
200135c	12820	Needle Bar Frame Pitman Connection Slide Stop Screw	03
225908	12821	Needle Bar Frame Pitman Connection Slide Stop Screw Washer	02
202104	12821	Needle Bar Frame Pitman Connection Slide Washer	01
201581B	12820	Needle Bar Frame Pitman Connection Slide Wing Nut	12
204944	—	Needle Bar Frame Pitman Connection complete, Nos. 200791E, 201581B, 202104 and 204926	2 30

No.	Plate	Name	Each
204929	12827	Needle Bar Frame Regulator with 202090, 203992 and 204928	\$1 35
*204928	—	Needle Bar Frame Regulator Shaft	—
202574	10662	" " " " " Collar with 200380c	15
200380c	12319	Needle Bar Frame Regulator Shaft Collar Set Screw	02
202090	10675	Needle Bar Frame Regulator Shaft Pin ..	01
200410c	10644	" " " Screw Center (lower or upper)	06
201517c	10669	Needle Bar Frame Screw Center Nut (lower or upper)	05
204915	12828	Needle Holder with 200068H and 200130F	1 00
200068H	12820	" " Screw	03
200130F	12820	" Set Screw	02
204251	10433	Presser Bar (hollow) with 200074F	80
204252	10441	" " Lifter	20
200550c	10441	" " " Hinge Screw	08
208609	12828	" " Lifting Bracket	35
204846	—	" " " " 208609 with 200387c	35
204254	10441	Presser Bar Lifting Bracket Position Guide	30
200362c	10441	Presser Bar Lifting Bracket Position Guide Set Screw	03
200387c	12820	Presser Bar Lifting Bracket Set Screw ..	02
204327	—	" " Packing Washer (felt)	25
	 Per 100	
200504E	10673	Presser Bar Screw Bushing (lower)	05
204255	10441	" " Spring	10
200491B	10441	" " Thumb Screw (pressure regulating)	25
207184	12829	Presser Foot	50
200074F	10441	" " Screw	03
202068	12153	Spool Holder Base	15
204551	10433	" " " Bracket	15
200265E	12820	" " " " Screw	06
204552	—	Spool Holder Base Bracket complete, Nos. 204551, two each 200575H and 204297	75
200575H	12311	Spool Holder Base Screw	05
204296	12153	" " Wire	10
200079H	12311	" " " Hinge Screw	02
204297	12153	Spool Holder complete, Nos. 200079H, 202068 and 204296	25
204384	12838	Take-up Cam with 200335c, 200383c and 200430c	1 35
203172	10445	Take-up Cam Friction Washer	05
200430c	10445	" " Position Screw	08
200383c	10435	" " " " Check Screw	02

No.	Plate	Name	Each
200335c	12311	Take-up Cam Set Screw	\$ 04
204932	—	Take-up Cam complete, Nos. 200237c, 201519E, 204384 and 204911	2 00
204553	12824	Take-up Lever with 204265	75
206601	—	" " 204553 with 204263	90
201263	10415	" " Bearing with 204264	15
204264	10445	" " " Position Pin	01
200042F	10415	" " " Screw	05
201265	10445	" " Oil Guard	05
201816	10445	" " Roller	12
204554	—	Take-up Lever complete, Nos. 200042F, 201816 and 206601	1 00
202402	10675	Tension Disc	05
202090	10675	" " Position Pin	01
204984	12823	" Release Lever	40
204985	—	" " " 204984 with 200318D and 204986	45
200286F	10671	Tension Release Lever Hinge Screw	05
201527H	10669	" " " " " Nut ..	03
204934	10671	" " " " " Washer ..	04
202108	12821	" " " Stop Pin	01
200650F	10671	" " " Switch Back Screw Stud	10
204987	12828	Tension Release Lever Switch Back Screw Stud Bracket	20
204988	—	Tension Release Lever Switch Back Screw Stud Bracket 204987 with 200650F and 201525E	35
201525E	10435	Tension Release Lever Switch Back Screw Stud Nut	03
204986	12823	Tension Release Lever Switch Back Spring	03
200318D	12820	Tension Release Lever Switch Back Spring Screw	04
200650F	10671	Tension Release Lever Switch Screw Stud	10
206110	12828	Tension Release Lever Switch Screw Stud Bracket	20
206111	—	Tension Release Lever Switch Screw Stud Bracket 206110 with 200650F and 201525E	35
201525E	10435	Tension Release Lever Switch Screw Stud Nut	03
202407	10675	Tension Spring	05
200632B	10675	" Stud	20
200397H	10675	" " Set Screw	02
201572B	10675	" Thumb Nut	04
204271	10675	" Washer	05
206639	10675	Tension complete, Nos. 200632B, 201572B, 202407, 204271 and two 202402	45

No.	Plate	Name	Each
204274	10675	Thread Controller Plate	\$ 12
200577H	12311	" " " Screw	02
202098	10675	" " Roller	05
204275	10675	" " " Guard	10
202084	10675	" " " " Washer	01
200300c	10675	" " " " Screw	04
204276	10675	" " Spring ... (Per 100 \$1.25)	03
204333	10675	" " " Guard	08
200581H	10675	" " " " Screw	02
202087	10675	" " " Stop	03
202088	10675	" " " Stud with 204925 ..	10
200366H	10675	" " " " Set Screw ..	02
204925	10675	" " " " Washer	01
205987	10675	Thread Controller complete, Nos. 200300c, 200581H, 202084, 202098, 204274, 204275 and 204333	42
204280	10675	Thread Controller and Spring complete, Nos. 204276 and 205987	45
204459	10663	Thread Guide	02
203313	12823	" "	10
204281	10675	" Retainer Guide Wire	01
202091	10675	" " Sleeve	05
202092	10675	" " Spring	01
204058B	10675	" " Stud	07
200368H	10675	" " " Set Screw	02
204059	10675	Thread Retainer complete, Nos. 202091, 202092 and 204058B	15
207394	10629	Throat Plate, 53 needle hole, for needle sizes 12 and 13, for 207650	50
202062	12821	Throat Plate Position Pin	01
200577H	12311	" " " Screw	02

LIST OF PARTS COMPLETE

FOR

MACHINE No. 17w5

For Closing Heel Seams in Shoes.

No.	Plate	Name	Each
*206512	----	Arm	\$ --
*215725	----	" 206512 with 200439c, 202036 and 204705	--
204163	10433	Arm Cap	10
200278H	12311	" " " Screw	05
202248H	10673	" " " Washer	05
204235	10435	" Position Pin (2)	02
200963c	12311	" Screw (3)	06
202005	10673	" " Washer (3)	01
204291	12841	" Shaft	2 00
204705	12670	" " Bushing (front)	35
200439c	12311	" " " Position Screw	05
204165	12837	" " Connection with four 200054e (2)	75
200054e	10673	Arm Shaft Connection Screw	03
204174	12840	Balance Wheel, 5½ in. diam. (belt groove 3 in. diam.), with 200328c and 200335c	1 00
200062H	12311	Balance Wheel Adjusting Screw	07
200328c	12311	" " Position Screw	04
200335c	12311	" " Set Screw	04
*204872	----	Bed	
*208652	----	" 204872 with 202062, 204245, 204393 and two 200516e	--
202258	12153	Bed Hinge Connection (2)	08
200570e	12311	" " " Screw (4)	05
206105	12836	" Slide (back)	30
204739	10433	" " (front)	20
204178	10649	Bobbin	05
208384	12823	" Case (solid center bearing) with 204181	60
204181	10649	Bobbin Case Position Finger	01
204182	10649	" " Tension Spring	10
200598e	10649	" " " " Regulating Screw	02
200592e	10649	Bobbin Case Tension Spring Screw	02
208385	12823	Bobbin Case complete, Nos. 200592e, 200598e, 204182 and 208384	75

No.	Plate	Name	Each
204907	—	Face Plate with 200366u, 200368u, 202087, 202090, 204185, 204281 and two 200397u	\$1 00
200053c	10435	Face Plate Screw (2)	04
204185	10435	" " Thread Guide	03
200397u	10675	" " " " Set Screw	02
204908	12840	Face Plate complete, Nos. 200286e, 200577u, 201527u, 202088, 204059, 204280, 204907, 204933, 204934 and 206639	2 65
204875	10663	Feed Bar with 204189	60
206594	—	" " 204875 with 200214e, 201525e and 204877	1 10
200214e	10435	Feed Bar Hinge Screw	12
201525e	10435	" " " " Nut	05
204188	10435	" " Spring	03
204189	10435	" " " Hook	01
207647	12834	" Dog, for 207414	50
200106e	10435	" " Screw (2)	02
210779	—	" Driving Cam	45
204191	10662	" " " 210779 with 200378c and 200437c	50
206079	12826	Feed Driving Cam Fork Lever with 204293 and 204928	80
204193	12670	Feed Driving Cam Fork Lever Connection with 200668c and 201525e	35
204194	10438	Feed Driving Cam Fork Lever Connection Clamp with 200031c	45
200031c	10438	Feed Driving Cam Fork Lever Connection Clamp Pinch Screw	04
200668c	10438	Feed Driving Cam Fork Lever Connection Clamp Screw Stud	06
201525e	10435	Feed Driving Cam Fork Lever Connection Clamp Screw Stud Nut	03
200002e	10644	Feed Driving Cam Fork Lever Connection Hinge Screw	07
201522e	10673	Feed Driving Cam Fork Lever Connection Hinge Screw Nut	03
*204928	—	Feed Driving Cam Fork Lever Shaft ...	—
204197	10662	" " " " " " Col- lar with 200113f	15
200113f	10662	Feed Driving Cam Fork Lever Shaft Col- lar Set Screw	03
204293	10662	Feed Driving Cam Fork Lever Shaft Posi- tion Pin	01
204968	10662	Feed Driving Cam Fork Lever Shaft Sleeve (split)	15
200043c	12311	Feed Driving Cam Fork Lever Shaft Sleeve Set Screw	04
201524e	10673	Feed Driving Cam Fork Lever Shaft Sleeve Set Screw Nut	03

No.	Plate	Name	Each
206080	—	Feed Driving Cam Fork Lever complete, Nos. 204194 and 206079	\$1 25
200437c	12311	Feed Driving Cam Position Screw	06
200378c	12311	" " " Set Screw	02
204294	12841	" " Rock Shaft	35
206555	—	" " " " 204294 with 200002e, 201522e and 204193	80
202305c	10662	Feed Driving Rock Shaft Center (2)	06
200043c	12311	" " " " " Set Screw (2)	04
204877	10663	Feed Driving Rock Shaft Crank with 204189 (on right side) and two 200383c	35
200383c	10435	Feed Driving Rock Shaft Crank Set Screw	02
204201	10662	Feed Lifting Cam Crank with 200335c, 200431c, 200669c and 201530e	1 00
200431c	10662	Feed Lifting Cam Crank Position Screw	08
200335c	12311	" " " " Set Screw	04
204202	10662	" " " Fork with 200027e ..	75
200027e	10673	" " " " Pinch Screw	04
204878	12670	" " Rock Shaft with 204264	30
204503	—	" " " " 204878 with 200942e and 204204	50
202305c	10662	Feed Lifting Rock Shaft Center (2)	06
200043c	12311	" " " " " Set Screw (2)	04
204204	12828	Feed Lifting Rock Shaft Slide Block	15
200942e	10673	" " " " " " " Hinge Screw	05
204264	10415	Feed Lifting Rock Shaft Slide Block Posi- tion Pin	01
204206	12826	Feed Regulating Handle	10
204207	—	" " " 204206 with 200098e, 202622, 204208 to 204210, 204213 and 204925	55
204208	10438	Feed Regulating Handle Adjustable Stop	05
200098e	10438	" " " " " " Screw	03
204925	10675	Feed Regulating Handle Adjustable Stop Screw Washer	01
204209	10438	Feed Regulating Handle Position Pin ..	01
204210	10438	" " " Shaft	20
204211	10438	" " " " Crank with 200098e	20
204212	10438	Feed Regulating Handle Shaft Crank Link	15
200271e	10438	Feed Regulating Handle Shaft Crank Link Hinge Screw (lower)	05
200291e	10438	Feed Regulating Handle Shaft Crank Link Hinge Screw (upper)	05

No.	Plate	Name	Each
200098F	10438	Feed Regulating Handle Shaft Crank Set Screw	\$ 03
204213	10438	Feed Regulating Handle Shaft Sleeve (split)	15
200362C	10441	Feed Regulating Handle Shaft Sleeve Set Screw	03
202622	10438	Feed Regulating Handle Shaft Sleeve Washer	01
202036	10438	Feed Regulating Handle Stop Pin	01
204214	—	Feed Regulating Handle complete, Nos. 200291E, 204207, 204211 and 204212	95
226999	10564	Guide (for shoe work)	15
200459D	10435	" Thumb Screw	10
204535	12822	Hook (sewing) with 204217	1 75
204217	10649	" Bobbin Case Stud	10
204880	10665	" Bracket with 200379C, two 200380C and three 204234	80
204881	—	Hook Bracket 204880 with 204226C	1 20
204930	—	" " 204881 with 204224, 204225, 204324, 204539, two each 204223 and 204233	2 25
200379C	10665	Hook Bracket Adjusting Screw (lower)	02
200380C	12319	" " " " (upper)	02
204539	10458	" " Bobbin Case Stop (hinged)	40
204223	10665	" " " " " Hinge Pin	01
204224	10665	" " " " " Latch	20
204223	10665	" " " " " " "	
		Hinge Pin	01
204225	10665	Hook Bracket Bobbin Case Stop Latch Spring	02
200085C	10649	Hook Bracket Screw (2)	03
206095	—	Hook Bracket complete, Nos. 204535 and 204930	4 00
204910	10459	Hook Driver with 204242 and 204243	1 25
204885	10669	" " Bevel Gear, 25 teeth, with two 200348C	75
200348C	10665	Hook Driver Bevel Gear Set Screw	03
208246	—	" " Crank	40
204240	10649	" " " 208246 with 200378C, 200662C, 201530E and two 200348E	60
204241	10662	Hook Driver Crank Link	25
200669C	10665	" " " " Stud	06
201530E	10665	" " " " " Nut	04
200348C	10665	" " " " " Set Screw (long)	03
200378C	12311	" " " " " (short)	02
200662C	10665	" " " " " Stud	07
201530E	10665	" " " " " Nut	04
204243	10649	" " Pin	01
204242	12821	" " Washer	01

No.	Plate	Name	Each
201887	10669	Hook Driving Bevel Gear (intermediate), 24 teeth	\$ 75
201888	—	Hook Driving Bevel Gear (intermediate) Bracket	50
206078	10669	Hook Driving Bevel Gear (intermediate) Bracket 204888 with 200772C, 201514E and 204887	1 45
200041E	10669	Hook Driving Bevel Gear (intermediate) Bracket Screw (2)	05
200772C	10669	Hook Driving Bevel Gear (intermediate) Bracket Screw Stud	15
201514E	10669	Hook Driving Bevel Gear (intermediate) Bracket Screw Stud Nut	04
201890	12670	Hook Driving Bevel Gear (intermediate) Oil Guard	15
200113E	10662	Hook Driving Bevel Gear (intermediate) Oil Guard Screw (2)	03
201886	10669	Hook Driving Bevel Gear Shaft, 25 teeth	1 50
201393	12828	" " " " " Bushing	12
201891	12841	" " Shaft	1 60
201245	12670	" " " Bearing	20
202126	12821	" " " " " Position Pin	01
200516E	12311	" " " " " Screw	08
201246	10662	" " " " " Collar with two 200383C	20
200383C	10435	" " " " " Set Screw	02
201226C	12822	" Race, .156 in. thick, 1.906 in. diam.	40
201324	10457	" " Cap (steel)	15
204230	10665	" " " Spring	02
201233	12820	" " " " 204230 with 200802E	10
200802E	12820	" " " " " Screw	10
201234	10665	" " " " " Position Pin	01
202445	12826	Knee Lifter Connection Lever with 202446	07
227312	—	Knee Lifter Connection Lever 202445 with 200224U, 200262U, 227303 and 227308	50
200224U	10644	Knee Lifter Connection Lever Hinge Screw	12
227308	12841	Knee Lifter Connection Lever Lifting Rod with 202302	05
202302	12321	Knee Lifter Connection Lever Lifting Rod Cotter Pin	01
202116	12821	Knee Lifter Connection Lever Pin	03
227303	12841	" " Lifting Lever	12
200262U	12820	" " " " " Hinge Screw	10
208613	—	Needle Bar (hollow)	75
201247	10433	" " 208613 with 200125E, 200175E and 204250	80
204911	12827	Needle Bar Connecting Link	50

No.	Plate	Name	Each
200237c	12820	Needle Bar Connecting Link Hinge Screw Stud	\$ 12
201519E	12820	Needle Bar Connecting Link Hinge Screw Stud Nut	03
206024	12828	Needle Bar Connecting Stud with two 200387c	35
200387c	12820	Needle Bar Connecting Stud Set Screw	02
204913	12836	" " Frame	1 00
204916	12825	" " " Driving Cam with two 200347c	1 50
204917	12836	Needle Bar Frame Driving Cam Cover	50
200571B	10644	" " " " " " " " Screw (3)	05
204918	12825	Needle Bar Frame Driving Cam Follower	35
200347c	12321	" " " " " Set Screw	03
204919	12838	" " " Pitman with 200741c, 201531E, 204921 and two 200110B	1 35
200741c	10671	Needle Bar Frame Pitman Ball Screw	10
*204921	—	" " " " " " Cap	—
200110B	10649	" " " " " " " " Screw	02
201531E	—	Needle Bar Frame Pitman Ball Screw Cap Screw Nut	03
204922	10671	Needle Bar Frame Pitman Connection (adjustable)	50
204841	—	Needle Bar Frame Pitman Connection 204922 with 204923	60
204926	—	Needle Bar Frame Pitman Connection 204841 with 204919, 204924 and two 200110B	2 00
204923	10671	Needle Bar Frame Pitman Connection Bearing	10
204924	12821	Needle Bar Frame Pitman Connection Clamp Washer	03
200110B	10649	Needle Bar Frame Pitman Connection Clamp Washer Screw	02
206507	10564	Needle Bar Frame Pitman Connection Slide	35
206509	10563	Needle Bar Frame Regulator with 204928 and 213801	1 35
*204928	—	Needle Bar Frame Regulator Shaft	—
202574	10662	" " " " " Collar with 200380c	15
200380c	12319	Needle Bar Frame Regulator Shaft Collar Set Screw	02
*213801	—	Needle Bar Frame Regulator Shaft Pin	—
200401c	12820	" " " " " Screw Center (lower)	06
201617E	12820	" " " " " Nut (lower)	04
200410c	10644	" " " " " (upper)	06
201517E	10669	" " " " " Nut (upper)	05

No.	Plate	Name	Each
201250	12823	Needle Bar Thread Guide	\$ 03
200175E	10649	" " " " " Screw	02
200125F	10649	" Set Screw	02
204252	10441	Presser Bar Lifter	20
200550c	10441	" " " Hinge Screw	08
208609	12828	" " Lifting Bracket	35
204931	—	" " " " " 208609 with 200650F and 201525E	50
204254	10441	Presser Bar Lifting Bracket Position Guide	30
200362c	10441	Presser Bar Lifting Bracket Position Guide Set Screw	03
204327	—	Presser Bar Packing Washer (felt) Per 100	25
200504E	10673	Presser Bar Screw Bushing (lower)	05
204258	12821	" " Spring	10
200491B	10441	" " Thumb Screw (pressure regulating)	25
201906	12820	Roller Presser, 1 1/4 in. diam., 3/8 in. face (fine), with 200548F and 201534H	40
202839	12824	Roller Presser Arm	20
204567	—	" " " 202839 with 201906	60
202560	12825	" " " Bracket (swing)	60
200675c	12820	" " " " " Position Screw Stud	05
202558	12821	Roller Presser Arm Bracket Spring	02
229370	—	" " " " " " Stop and Back Needle Guard Holder	30
229371	12825	Roller Presser Arm Bracket Spring Stop and Back Needle Guard Holder 229370 with 200159F, 202350H and 226220	40
200350H	12820	Roller Presser Arm Bracket Spring Stop and Back Needle Guard Holder Adjusting Screw	03
200141F	12820	Roller Presser Arm Bracket Spring Stop and Back Needle Guard Holder Set Screw	02
200082D	12321	Roller Presser Arm Screw	03
202760	12821	" " " Shim, 3/4 in. thick	05
204495	12837	" " Bar	35
200548F	12820	" " Hinge Screw	10
201534H	12820	" " " " Nut	03
206510	10564	" " Needle Guard (back)	40
200159F	12820	" " " " " Clamp Screw	04
226220	12821	Roller Presser Needle Guard (back) Clamp Screw Washer	01

No.	Plate	Name	Each
206511	—	Roller Presser and Bar complete, Nos. 200082b, 200675c, 202558, 202560, 202760, 204495, 204567, 206510, 229371 and two 200141f	\$2 70
202068	12153	Spool Holder Base	15
200575n	12311	" " " Screw	05
204296	12153	" " Wire	10
200079n	12311	" " Hinge Screw	02
204297	12153	Spool Holder complete, Nos. 200079n, 202068 and 204296	25
206513	10563	Switch Bracket with two 200387c	90
200053c	10435	" " Screw	04
206514	10564	" Connecting Link	50
206523	10564	" " " Stop Collar with 200389c	15
200389c	10564	Switch Connecting Link Stop Collar Screw	02
200664c	12820	Switch Connecting Link Hinge Screw	07
200889	—	" " " " " " 200664c with 201528c	11
201528c	10564	Switch Connecting Link Hinge Screw Nut	04
206515	—	" Handle	1 75
206516	10563	" " 206515 with 200677c, 200889, 201528c and 206521	2 00
206517	—	Switch Handle Locking Plate	75
206518	10564	" " " " 206517 with two each 200337c and 201528c	90
200337c	12820	Switch Handle Locking Plate Adjusting Screw	03
201528c	10564	Switch Handle Locking Plate Adjusting Screw Nut	04
200078E	10438	Switch Handle Locking Plate Screw	03
200677c	10564	" " " Screw Stud	05
201528c	10564	" " " " " Nut	04
200337c	12820	" " Stop Screw (adjustable)	03
201528c	10564	" " " " " Nut	04
200910B	10564	" " Stud	25
204346	10564	" " Bushing	55
200387c	12820	" " " Set Screw	02
201528c	10564	" " " Nut	04
204347	12821	" " " Spring	02
206519	10564	" Spring	10
203060	10564	" " Hook	03
206520	10563	" Trip Handle	80
200974D	12820	" " " Hinge Screw	10
206521	10564	" " " Switch Pin	05
206522	10563	Switch Bracket complete, Nos. 200078E, 200910B, 200974D, 201528c, 204346, 204347, 206513, 206514, 206516, 206518 to 206520 and two 200053c	6 00

No.	Plate	Name	Each
204384	12838	Take-up Cam with 200335c, 200383c and 200430c	\$1 35
203172	10445	Take-up Cam Friction Washer	05
200430c	10445	" " Position Screw	08
200383c	10435	" " " Check Screw	02
200335c	12311	" " Set Screw	04
204932	—	Take-up Cam complete, Nos. 200237c, 201519E, 204384 and 204911	2 00
204262	10445	Take-up Lever with 201265	60
206556	—	" " 204262 with 204263	75
204263	10445	" " Bearing with 204264	15
204264	10445	" " Position Pin	04
200042E	10445	" " " Screw	05
201265	10445	" " Oil Guard	05
201816	10445	" " Roller	12
204266	10445	Take-up Lever complete, Nos. 200042E, 201816 and 206556	90
202402	10675	Tension Disc	05
202090	10675	" " Position Pin	01
204933	12824	" Release Lever	30
200286E	10671	" " " Hinge Screw	05
201527n	10669	" " " " " Nut	03
204934	10671	" " " " " Washer	04
200650E	10671	" " " Switch Screw Stud	10
201525E	10435	" " " " " " Nut	03
202407	10675	Tension Spring	05
200632B	10675	" Stud	20
200397n	10675	" " Set Screw	02
201572B	10675	" Thumb Nut	04
204271	10675	" Washer	05
200639	10675	Tension complete, Nos. 200632B, 201572B, 202407, 204271 and two 202402	45
204274	10675	Thread Controller Plate	12
200577n	12311	" " " Screw	02
202098	10675	" " Roller	05
204275	10675	" " " Guard	10
202084	10675	" " " Washer	01
200300c	10675	" " " Screw	04
204276	10675	" " Spring	03
204333	10675	" " " Guard	08
200581n	10675	" " " Screw	02
202087	10675	" " Spring	03
202088	10675	" " " Stud with 204925	10
200366n	10675	" " " Set Screw	02
204925	10675	" " " " Washer	04
205987	10675	Thread Controller complete, Nos. 200300c, 200581n, 202084, 202098, 204274, 204275 and 204333	42

No.	Plate	Name	Each
204280	10675	Thread Controller and Spring complete, Nos. 204276 and 205987	\$ 45
204459	10663	Thread Guide	02
202412	12823	" "	06
204281	10675	" Retainer Guide Wire	01
202091	10675	" " Sleeve	05
202092	10675	" " Spring	01
204058B	10675	" " Stud	07
200368H	10675	" " " Set Screw	02
204059	10675	Thread Retainer complete, Nos. 202091, 202092 and 204058B	15
207414	10646	Throat Plate, 53 needle hole, for needle sizes 12 and 13, for 207647	50
202062	12821	Throat Plate Position Pin	01
200577H	12311	" " Screw	02

LIST OF PARTS COMPLETE

FOR

MACHINE No. 17w9

ALTERNATING PRESSERS

For Hemming Window Shades.

No.	Plate	Name	Each
*204950	---	Arm	\$ ---
*205000	---	" 204950 with 200439c, 202036 and 204705	---
204163	10433	Arm Cap	10
200278H	12311	" " Screw	05
202248H	10673	" " " Washer	05
204235	10435	" Position Pin (2)	02
200963E	12311	" Screw (3)	06
202005	10673	" " Washer (3)	01
204951	12841	" Shaft	2 00
204705	12670	" " Bushing (front)	35
200439c	12311	" " " Position Screw	05
204440	12670	" " Connection with four 200054e (2)	75
200054E	10673	Arm Shaft Connection Screw	03
204174	12840	Balance Wheel, 5½ in. diam. (belt groove 3 in. diam.), with 200328c and 200335c	1 00
200062H	12311	Balance Wheel Adjusting Screw	07
200328c	12311	" " Position Screw	04
200335c	12311	" " Set Screw	04
*204872	---	Bed	---
*208652	---	" 204872 with 202062, 204215, 204393 and two 200516E	---
202258	12153	Bed Hinge Connection (2)	08
200570E	12311	" " " Screw (4)	05
204952	12839	" Slide (back)	60
204954	---	" " 204952 with 200565E, 204953, 225689 and two 200184B	3 00
204953	12839	Bed Slide (back) Curtain Hem Guide	2 25
225689	12821	" " " " " " " Clamp Washer	05
200184B	12820	Bed Slide (back) Curtain Hem Guide Clamp Washer Screw	04
200565E	12820	Bed Slide (back) Screw	05
204739	10433	" " (front)	20
204178	10649	Bobbin	05

No.	Plate	Name	Each
208382	12823	Bobbin Case (solid center bearing) with 204181	\$ 60
204181	10649	Bobbin Case Position Finger	01
204531	12823	" " Tension Spring	10
200598F	10649	" " " " Regulating Screw	02
200592F	10649	Bobbin Case Tension Spring Screw	02
208383	12823	Bobbin Case complete, Nos. 200592F, 200598F, 204531 and 208382	75
200459D	10435	Cloth Guide Thumb Screw	10
204955	—	Face Plate with 200366H, 200368H, 202087, 204185, two each 200397H and 202090	1 00
200053C	10435	Face Plate Screw	04
204185	10435	" " Thread Guide	03
200397H	10675	" " " " Set Screw	02
204956	12840	Face Plate complete, Nos. 200286F, 200577H, 201527H, 202088, 204059, 204280, 204933, 204934, 204955 and 206639	2 65
204875	10663	Feed Bar with 204189	60
206594	—	" " 204875 with 200214E, 201525E and 204877	1 10
200214E	10435	Feed Bar Hinge Screw	12
201525E	10435	" " " " Nut	03
204188	10435	" " Spring	03
204189	10435	" " Hook	01
207652	10646	" Dog, for 206088	50
200106E	10435	" " Screw (2)	02
210779	—	" Driving Cam	45
204191	10662	" " " 210779 with 200378C and 200437C	50
206079	12826	Feed Driving Cam Fork Lever with 204293 and 204928	80
204193	12670	Feed Driving Cam Fork Lever Connection with 200668C and 201525E	35
204194	10438	Feed Driving Cam Fork Lever Connection Clamp with 200031C	45
200031C	10438	Feed Driving Cam Fork Lever Connection Clamp Pinch Screw	04
200668C	10438	Feed Driving Cam Fork Lever Connection Clamp Screw Stud	06
201525E	10435	Feed Driving Cam Fork Lever Connection Clamp Screw Stud Nut	03
200002F	10644	Feed Driving Cam Fork Lever Connection Hinge Screw	07
201522F	10673	Feed Driving Cam Fork Lever Connection Hinge Screw Nut	03
*204928	—	Feed Driving Cam Fork Lever Shaft	—
204197	10662	" " " " " " Col- lar with 200113F	15

No.	Plate	Name	Each
200113F	10662	Feed Driving Cam Fork Lever Shaft Col- lar Set Screw	\$ 03
204293	10662	Feed Driving Cam Fork Lever Shaft Posi- tion Pin	01
204968	10662	Feed Driving Cam Fork Lever Shaft Sleeve (split)	15
200043C	12311	Feed Driving Cam Fork Lever Shaft Sleeve Set Screw	04
201524E	10673	Feed Driving Cam Fork Lever Shaft Sleeve Set Screw Nut	03
206080	—	Feed Driving Cam Fork Lever complete, Nos. 204194 and 206079	1 25
200437C	12311	Feed Driving Cam Position Screw	06
200378C	12311	" " " Set Screw	02
204294	12841	" " Rock Shaft	35
206555	—	" " " " 204294 with 200002F, 201522F and 204193	80
202305C	10662	Feed Driving Rock Shaft Center (2)	06
200043C	12311	" " " " " Set Screw (2)	04
204877	10663	Feed Driving Rock Shaft Crank with 204189 (on left side) and two 200383C ..	35
200383C	10435	Feed Driving Rock Shaft Crank Set Screw	02
204201	10662	Feed Lifting Cam Crank with 200335C, 200431C, 200669C and 201530E	1 00
200431C	10662	Feed Lifting Cam Crank Position Screw ..	08
200335C	12311	" " " " Set Screw	04
204202	10662	" " " Fork with 200027E ..	75
200027E	10673	" " " Pinch Screw ..	04
204878	12670	" " Rock Shaft with 204264	30
204503	—	" " " " 204878 with 200942F and 204204	50
202305C	10662	Feed Lifting Rock Shaft Center (2)	06
200043C	12311	" " " " " Set Screw (2)	04
204204	12828	Feed Lifting Rock Shaft Slide Block ..	15
200942F	10673	" " " " " " " Hinge Screw	05
204264	10445	Feed Lifting Rock Shaft Slide Block Position Pin	01
204206	12826	Feed Regulating Handle	10
204207	—	" " " 204206 with 200098F, 202622, 204208 to 204210, 204213 and 204925	55
204208	10438	Feed Regulating Handle Adjustable Stop ..	05
200098F	10438	" " " " " " Screw	03
204925	10675	Feed Regulating Handle Adjustable Stop Screw Washer	04

No.	Plate	Name	Each
204209	10438	Feed Regulating Handle Position Pin ..	\$ 01
204210	10438	" " " Shaft	20
204211	10438	" " " " Crank with 200098F	20
204212	10438	Feed Regulating Handle Shaft Crank Link	15
200271E	10438	Feed Regulating Handle Shaft Crank Link Hinge Screw (lower)	05
200291E	10438	Feed Regulating Handle Shaft Crank Link Hinge Screw (upper)	05
200098F	10438	Feed Regulating Handle Shaft Crank Set Screw	03
204213	10438	Feed Regulating Handle Shaft Sleeve (split)	15
200362C	10441	Feed Regulating Handle Shaft Sleeve Set Screw	03
202622	10438	Feed Regulating Handle Shaft Sleeve Washer	01
202036	10438	Feed Regulating Handle Stop Pin	01
204214	—	Feed Regulating Handle complete, Nos. 200291E, 204207, 204211 and 204212	95
204935	12822	Hook (sewing) with 204217	1 50
204217	10649	" Bobbin Case Stud	10
204936	10458	" Bracket with 200379c, two 200380c and three 204234	80
204937	—	Hook Bracket 204936 with 204941	1 20
204938	—	" " 204937 with 204224, 204225, 204539, 204942, two each 204223 and 204231	2 25
200379c	10665	Hook Bracket Adjusting Screw (lower)	02
200380c	12319	" " " " (upper) ..	02
204539	10458	" " Bobbin Case Stop (hinged)	40
204223	10665	" " " " " Hinge Pin	01
204224	10665	" " " " " Latch	20
204223	10665	" " " " " " "	
204225	10665	Hinge Pin	01
204225	10665	Hook Bracket Bobbin Case Stop Latch Spring	02
200085c	10649	Hook Bracket Screw (2)	03
204939	10457	Hook Bracket complete, Nos. 204935 and 204938	3 75
204940	10459	Hook Driver with 204242 and 204243	1 25
204885	10669	" " Bevel Gear, 25 teeth, with two 200348c	75
200348c	10665	Hook Driver Bevel Gear Set Screw	03
208246	—	" " Crank	40
204240	10649	" " " 208246 with 200378c, 200662c, 201530E and two 200348c	60
204241	10662	Hook Driver Crank Link	25
200669c	10665	" " " " Stud	06

No.	Plate	Name	Each
201530E	10665	Hook Driver Crank Link Stud Nut	\$ 04
200348c	10665	" " " Set Screw (long)	03
200378c	12311	" " " " " (short)	02
200662c	10665	" " " Stud	07
201530E	10665	" " " " Nut	04
204243	10649	" " Pin	01
204242	12821	" " Washer	01
204887	10669	" Driving Bevel Gear (intermediate), 24 teeth	75
204888	—	Hook Driving Bevel Gear (intermediate) Bracket	50
206078	10669	Hook Driving Bevel Gear (intermediate) Bracket 204888 with 200772c, 201514E and 204887	1 45
200041E	10669	Hook Driving Bevel Gear (intermediate) Bracket Screw (2)	05
200772c	10669	Hook Driving Bevel Gear (intermediate) Bracket Screw Stud	15
201514E	10669	Hook Driving Bevel Gear (intermediate) Bracket Screw Stud Nut	04
204890	12670	Hook Driving Bevel Gear (intermediate) Oil Guard	15
200113F	10662	Hook Driving Bevel Gear (intermediate) Oil Guard Screw (2)	03
204886	10669	Hook Driving Bevel Gear Shaft, 25 teeth	1 50
204393	12828	" " " " " Bushing	12
204891	12841	" " Shaft	1 60
204245	12670	" " " Bearing	20
202126	12821	" " " " Position Pin	01
200516E	12311	" " " " Screw	08
204246	10662	" " " Collar with two 200383c	20
200383c	10435	" " " " Set Screw	02
204941	10459	" Race, .156 in. thick, 1.906 in. diam. . .	40
204942	10458	" " Cap (iron)	15
204230	10665	" " " Spring	02
204231	10665	" " " " 204230 with 200792E	12
200792E	10665	" " " " Screw	10
204234	10665	" " Position Pin	01
202445	12826	Knee Lifter Connection Lever with 202446	07
227312	—	Knee Lifter Connection Lever 202445 with 200224H, 200262H, 227303 and 227308	50
200224H	10644	Knee Lifter Connection Lever Hinge Screw	12
227308	12841	Knee Lifter Connection Lever Lifting Rod with 202302	05
202302	12321	Knee Lifter Connection Lever Lifting Rod Cotter Pin	01
202446	12821	Knee Lifter Connection Lever Pin	03

No.	Plate	Name	Each
227303	12841	Knee Lifter Lifting Lever	\$ 12
200262r	12820	" " " " Hinge Screw	10
204958	12825	Lifting Lever with 200122b	1 25
204959	—	" " 204958 with 204960	1 75
204477	12827	" " Driving Crank	80
204478	12825	" " " " Link	40
200122b	12820	" " " " Stop Screw	03
200400c	12820	" " " " Position Screw	04
200387c	12820	" " " " " "	
		Set Screw	02
204479	12821	Lifting Lever Driving Crank Position Screw Set Screw Packing (brass)	01
200181b	12820	Lifting Lever Stop Screw	03
204960	12825	" " Stud Lifting Bracket with 200086c, 200181b and 200695e	90
200086c	10441	Lifting Lever Stud Lifting Bracket Pinch Screw	03
204637	10509	Lifting Presser Foot, for curtain hemming	2 25
200074r	10441	" " " Screw	03
208613	—	Needle Bar (hollow)	75
204247	10433	" " 208613 with 200125e, 200175e and 204250	80
206106	12827	Needle Bar Connecting Link with 200188c	50
200188c	12820	" " " " Pinch Screw	02
204962	12828	" " " Stud with two 200387c	45
200387c	12820	" " " " Set Screw	02
204963	12836	" " Frame	1 50
204916	12825	" " Driving Cam with two 200347c	1 50
204917	12836	Needle Bar Frame Driving Cam Cover	50
200571b	10644	" " " " " "	
		Screw (3)	05
204918	12825	Needle Bar Frame Driving Cam Follower	35
200347c	12321	" " " " " Set Screw	03
204919	12838	" " " Pitman with 200741c, 201531e, 204921 and two 200110b	1 35
200741c	10671	Needle Bar Frame Pitman Ball Screw	10
*204921	—	" " " " " " Cap	—
200110b	10649	" " " " " " " "	
		Screw	02
201531e	—	Needle Bar Frame Pitman Ball Screw Nut	03
204922	10671	Needle Bar Frame Pitman Connection (adjustable)	50
204841	—	Needle Bar Frame Pitman Connection 204922 with 204923	60
204926	—	Needle Bar Frame Pitman Connection 204841 with 204919, 204921 and two 200110b	2 00

No.	Plate	Name	Each
204923	10671	Needle Bar Frame Pitman Connection Bearing	\$ 10
204924	12821	Needle Bar Frame Pitman Connection Clamp Washer	03
200110b	10649	Needle Bar Frame Pitman Connection Clamp Washer Screw	02
204943	12827	Needle Bar Frame Pitman Connection Slide (double) with two 200330e	40
200330e	12820	Needle Bar Frame Pitman Connection Slide Screw	04
202104	12821	Needle Bar Frame Pitman Connection Slide Washer (2)	01
201581b	12820	Needle Bar Frame Pitman Connection Slide Wing Nut (2)	12
204945	—	Needle Bar Frame Pitman Connection complete, Nos. 204926, 204943, two each 201581b and 202104	2 65
206102	12827	Needle Bar Frame Regulator with 202090 and 204928	1 35
*204928	—	Needle Bar Frame Regulator Shaft	—
202574	10662	" " " " Collar with 200380c	15
200380c	12319	Needle Bar Frame Regulator Shaft Collar Set Screw	02
202090	10675	Needle Bar Frame Regulator Shaft Pin..	01
200410c	10644	" " " Screw Center (lower or upper)	06
201517c	10669	Needle Bar Frame Screw Center Nut (lower or upper)	05
204250	12823	Needle Bar Thread Guide	03
200175e	10649	" " " " Screw	02
200125e	10649	" Set Screw	02
204251	10433	Presser Bar (hollow) with 200074r	80
204252	10441	" " Lifter	20
200550c	10441	" " " Hinge Screw	08
204481	12825	" " Lifting Bracket Position Guide	35
200362c	10441	Presser Bar Lifting Bracket Position Guide Set Screw	03
204327	—	Presser Bar Packing Washer (felt) Per 100	25
200504e	10673	Presser Bar Screw Bushing (lower)	05
204255	10441	" " Spring	10
200491b	10441	" " Thumb Screw (pressure reg- ulating)	25
202068	12153	Spool Holder Base	15
200575h	12311	" " " Screw	05
204296	12153	" " Wire	10
200079h	12311	" " " Hinge Screw	02

No.	Plate	Name	Each
204297	12153	Spool Holder complete, Nos. 200079H, 202068 and 204296	\$ 25
208391	12838	Take-up Cam with 200347c, 200383c, 200387c, 200400c, 200430c and 204479 ..	1 50
203172	10445	Take-up Cam Friction Washer	05
200430c	10445	" " Position Screw	08
200383c	10435	" " " Check Screw	02
200347c	12321	" " Set Screw	03
206107	---	Take-up Cam complete, Nos. 204177, 206106 and 208391	3 00
204262	10445	Take-up Lever with 204265	60
206556	---	" " 204262 with 204263	75
204263	10445	" " Bearing with 204264	15
204264	10445	" " Position Pin	01
200042F	10445	" " Screw	05
204265	10445	" " Oil Guard	05
201816	10445	" " Roller	12
204266	10445	Take-up Lever complete, Nos. 200012F, 201816 and 206556	90
202402	10675	Tension Disc	05
202090	10675	" " Position Pin	01
204933	12824	" Release Lever	30
200286F	10671	" " Hinge Screw	05
201527H	10669	" " " " " Nut ..	03
204934	10671	" " " " " Washer	04
200695F	12820	" " " Switch Screw Stud	10
202407	10675	" Spring	05
200632B	10675	" Stud	20
200397H	10675	" " Set Screw	02
201572B	10675	" Thumb Nut	04
204271	10675	" Washer	05
206639	10675	Tension complete, Nos. 200632B, 201572B, 202407, 204271 and two 202402	45
204274	10675	Thread Controller Plate	12
200577H	12311	" " " Screw	02
202098	10675	" " Roller	05
204275	10675	" " Guard	10
202084	10675	" " " Washer	01
200300c	10675	" " " Screw	04
204276	10675	" " Spring ... (Per 100 \$1.25)	03
204333	10675	" " " Guard	08
200581H	10675	" " " " Screw	02
202087	10675	" " " Stop	03
202088	10675	" " " Stud with 204925 ..	10
200366H	10675	" " " Set Screw ..	02
204925	10675	" " " " Washer	01
205987	10675	Thread Controller complete, Nos. 200300c, 200581H, 202084, 202098, 204274, 204275 and 204333	42

No.	Plate	Name	Each
204280	10675	Thread Controller and Spring complete, Nos. 204276 and 205987	\$ 45
204459	10663	Thread Guide	02
202412	12823	" "	06
202090	10675	" Retainer Guide Wire	01
202091	10675	" " Sleeve	05
202092	10675	" " Spring	01
204058B	10675	" " Stud	07
200368H	10675	" " " Set Screw	02
204059	10675	Thread Retainer complete, Nos. 202091, 202092 and 204058B	15
206088	12833	Throat Plate, 50 needle hole, for needle sizes 14 and 15, for 207652	50
202062	12821	Throat Plate Position Pin	01
200577H	12311	" " Screw	02
206093	12825	Vibrating Presser Bar	55
204965	---	" " " 206093 with 204967 and two 200138D	70
200935F	12820	Vibrating Presser Bar Hinge Screw	08
201534E	12820	" " " " " Nut	03
204966	12825	" " " Position Guide with 204051	40
204051	12821	Vibrating Presser Bar Position Guide Position Pin	01
200085c	10649	Vibrating Presser Bar Position Guide Screw	03
204967	12825	Vibrating Presser Bar Spring	10
200138D	12820	" " " " Screw	02
204614	10509	" " Foot	1 75
200098F	10438	" " " Screw	03
203357	12821	" " " " Washer	01

LIST OF PARTS COMPLETE
FOR
MACHINE No. 17w10

ALTERNATING PRESSERS

For Overseaming, Joining Carpets, Glove Making, Etc.

No.	Plate	Name	Each
*204950	—	Arm	\$ —
*205000	—	" 204950 with 200439c, 202036 and 204705	—
204163	10433	Arm Cap	10
200278H	12311	" " Screw	05
202248H	10673	" " " Washer	05
204235	10435	" Position Pin (2)	02
200963E	12311	" Screw (3)	06
202005	10673	" " Washer (3)	01
204951	12841	" Shaft	2 00
204705	12670	" " Bushing (front)	35
200439c	12311	" " " Position Screw	05
204165	12837	" " Connection with four 200054E (2)	75
200054E	10673	Arm Shaft Connection Screw	03
204174	12840	Balance Wheel, 5½ in. diam. (belt groove 3 in. diam.), with 200328c and 200335c	1 00
200062H	12311	Balance Wheel Adjusting Screw	07
200328c	12311	" " Position Screw	04
200335c	12311	" " Set Screw	04
*204872	—	Bed	—
*208652	—	" 204872 with 202062, 204245, 204393 and two 200516E	—
202258	12153	Bed Hinge Connection (2)	08
200570E	12311	" " " Screw (4)	05
206105	12836	" Slide (back)	30
204739	10433	" " (front)	20
204178	10649	Bobbin	05
208382	12823	" Case (solid center bearing) with 204181	60
204181	10649	Bobbin Case Position Finger	01
204531	12823	" " Tension Spring	10
200598F	10649	" " " " Regulating Screw	02
200592F	10649	Bobbin Case Tension Spring Screw	02

No.	Plate	Name	Each
208382	12823	Bobbin Case complete, Nos. 200592F, 200598F, 204531 and 208382	\$ 75
200459D	10435	Cloth Guide Thumb Screw	10
204955	—	Face Plate with 200366H, 200368H, 202087, 204185, two each 200397H and 202090	1 00
200053c	10435	Face Plate Screw	04
204185	10435	" " Thread Guide	03
200397H	10675	" " " " Set Screw	02
204956	12840	Face Plate complete, Nos. 200286F, 200577H, 201527H, 202088, 204059, 204280, 204933, 204934, 204955 and 206639	2 65
204875	10663	Feed Bar with 204189	60
206594	—	" " 204875 with 200214E, 201525E and 204877	1 10
200214E	10435	Feed Bar Hinge Screw	12
201525E	10435	" " " " Nut	03
204188	10435	" " Spring	03
204189	10435	" " " Hook	01
206083	12834	" Dog, for 206088	50
200106E	10435	" " Screw (2)	02
210779	—	" Driving Cam	45
204191	10662	" " " 210779 with 200378c and 200437c	50
206079	12826	Feed Driving Cam Fork Lever with 204293 and 204928	80
204193	12670	Feed Driving Cam Fork Lever Connection with 200668c and 201525E	35
204194	10438	Feed Driving Cam Fork Lever Connection Clamp with 200031c	45
200031c	10438	Feed Driving Cam Fork Lever Connection Clamp Pinch Screw	04
200668c	10438	Feed Driving Cam Fork Lever Connection Clamp Screw Stud	06
201525E	10435	Feed Driving Cam Fork Lever Connection Clamp Screw Stud Nut	03
200002E	10644	Feed Driving Cam Fork Lever Connection Hinge Screw	07
201522E	10673	Feed Driving Cam Fork Lever Connection Hinge Screw Nut	03
*204928	—	Feed Driving Cam Fork Lever Shaft	—
204197	10662	" " " " " " Col- lar with 200113F	15
200113F	10662	Feed Driving Cam Fork Lever Shaft Col- lar Set Screw	03
204293	10662	Feed Driving Cam Fork Lever Shaft Posi- tion Pin	01
204968	10662	Feed Driving Cam Fork Lever Shaft Sleeve (split)	15

No.	Plate	Name	Each
200043c	12311	Feed Driving Cam Fork Lever Shaft Sleeve Set Screw	\$ 04
201524E	10673	Feed Driving Cam Fork Lever Shaft Sleeve Set Screw Nut	03
206080	—	Feed Driving Cam Fork Lever complete, Nos. 204194 and 206079	1 25
200437c	12311	Feed Driving Cam Position Screw	06
200378c	12311	" " " Set Screw	02
204294	12841	" " Rock Shaft	35
206555	—	" " " " 204294 with 200002F, 201522E and 204193	80
202305c	10662	Feed Driving Rock Shaft Center (2)	06
200043c	12311	" " " " " Set Screw (2)	04
204877	10663	Feed Driving Rock Shaft Crank with 204189 (on right side) and two 200383c	35
200383c	10435	Feed Driving Rock Shaft Crank Set Screw	02
204201	10662	" Lifting Cam Crank with 200335c, 200431c, 200669c and 201530E	1 00
200431c	10662	Feed Lifting Cam Crank Position Screw	08
200335c	12311	" " " " " Set Screw	04
204202	10662	" " " Fork with 200027E	75
200027E	10673	" " " " Pinch Screw	04
204878	12670	" " Rock Shaft with 204264	30
204503	—	" " " " 204878 with 200942F and 204204	50
202305c	10662	Feed Lifting Rock Shaft Center (2)	06
200043c	12311	" " " " " Set Screw (2)	04
204204	12828	Feed Lifting Rock Shaft Slide Block	15
200942F	10673	" " " " " " Hinge Screw	05
204264	10445	Feed Lifting Rock Shaft Slide Block Position Pin	01
204206	12826	Feed Regulating Handle	10
204207	—	" " " 204206 with 200098F, 202622, 204208 to 204210, 204213 and 204925	55
204208	10438	Feed Regulating Handle Adjustable Stop	05
200098F	10438	" " " " " " Screw	03
204925	10675	Feed Regulating Handle Adjustable Stop Screw Washer	01
204209	10438	Feed Regulating Handle Position Pin	01
204210	10438	" " " Shaft	20
204211	10438	" " " " Crank with 200098F	20
204212	10438	Feed Regulating Handle Shaft Crank Link	15

No.	Plate	Name	Each
200271E	10438	Feed Regulating Handle Shaft Crank Link Hinge Screw (lower)	\$ 05
200291E	10438	Feed Regulating Handle Shaft Crank Link Hinge Screw (upper)	05
200098F	10438	Feed Regulating Handle Shaft Crank Set Screw	03
204213	10438	Feed Regulating Handle Shaft Sleeve (split)	15
200362c	10441	Feed Regulating Handle Shaft Sleeve Set Screw	03
202622	10438	Feed Regulating Handle Shaft Sleeve Washer	01
202036	10438	Feed Regulating Handle Stop Pin	01
204211	—	Feed Regulating Handle complete, Nos. 200291E, 204207, 204211 and 204212	95
204935	12822	Hook (sewing) with 204217	1 50
204217	10649	Hook Bobbin Case Stud	10
204936	10458	" Bracket with 200379c, two 200380c and three 204234	80
204937	—	Hook Bracket 204936 with 204941	1 20
204938	—	" " 204937 with 204224, 204225, 204539, 204942, two each 204223 and 204231	2 25
200379c	10665	Hook Bracket Adjusting Screw (lower)	02
200380c	12319	" " " " (upper)	02
204539	10458	" " Bobbin Case Stop (hinged)	40
204223	10665	" " " " " Hinge Pin	01
204224	10665	" " " " " Latch	20
204223	10665	" " " " " " Hinge Pin	01
204225	10665	Hook Bracket Bobbin Case Stop Latch Spring	02
200085c	10649	Hook Bracket Screw (2)	03
204939	10457	Hook Bracket complete, Nos. 204935 and 204938	3 75
204940	10459	Hook Driver with 204242 and 204243	1 25
204885	10669	" " Bevel Gear, 25 teeth, with two 200348c	75
200348c	10665	Hook Driver Bevel Gear Set Screw	03
208246	—	" " Crank	40
204240	10649	" " " 208246 with 200378c, 200662c, 201530E and two 200348c	60
204241	10662	Hook Driver Crank Link	25
200669c	10665	" " " " Stud	06
201530E	10665	" " " " " Nut	04
200348c	10665	" " " " Set Screw (long)	03
200378c	12311	" " " " " (short)	02
200662c	10665	" " " " Stud	07
201530E	10665	" " " " Nut	04
204243	10649	" " Pin	01

No.	Plate	Name	Each
204242	12821	Hook Driver Washer	\$ 01
204887	10669	" Driving Bevel Gear (intermediate), 24 teeth	75
204888	---	Hook Driving Bevel Gear (intermediate) Bracket	50
206078	10669	Hook Driving Bevel Gear (intermediate) Bracket 204888 with 200772c, 201514E and 204887	1 45
200041E	10669	Hook Driving Bevel Gear (intermediate) Bracket Screw (2)	05
200772c	10669	Hook Driving Bevel Gear (intermediate) Bracket Screw Stud	15
201514E	10669	Hook Driving Bevel Gear (intermediate) Bracket Screw Stud Nut	04
204890	12670	Hook Driving Bevel Gear (intermediate) Oil Guard	15
200113F	10662	Hook Driving Bevel Gear (intermediate) Oil Guard Screw (2)	03
204886	10669	Hook Driving Bevel Gear Shaft, 25 teeth	1 50
204393	12828	" " " " Bushing	12
204891	12841	" " Shaft	1 60
204245	12670	" " Bearing	20
202126	12821	" " " Position Pin	01
200516E	12311	" " " Screw	08
204246	10662	" " " Collar with two 200383c	20
200383c	10435	" " " Set Screw	02
204941	10459	" Race, .156 in. thick, 1.906 in. diam...	40
204942	10458	" " Cap (iron)	15
204230	10665	Hook Race Cap Spring	02
204231	10665	" " " 204230 with 200792E	12
200792E	10665	" " " Screw	10
204234	10665	" " Position Pin	01
202445	12826	Knee Lifter Connection Lever with 202446	07
227312	---	Knee Lifter Connection Lever 202445 with 200224H, 200262H, 227303 and 227308	50
200224H	10644	Knee Lifter Connection Lever Hinge Screw	12
227308	12841	Knee Lifter Connection Lever Lifting Rod with 202302	05
202302	12321	Knee Lifter Connection Lever Lifting Rod Cotter Pin	01
202446	12821	Knee Lifter Connection Lever Pin	03
227303	12841	" " Lifting Lever	12
200262H	12820	" " " Hinge Screw	10
204958	12825	Lifting Lever with 200122b	1 25
204959	---	" " 204958 with 204960	1 75
204477	12827	" " Driving Crank	80
204478	12825	" " " Link	40

No.	Plate	Name	Each
200122b	12820	Lifting Lever Driving Crank Link Stop Screw	\$ 03
200400c	12820	Lifting Lever Driving Crank Position Screw	04
200387c	12820	Lifting Lever Driving Crank Position Screw Set Screw	02
204479	12821	Lifting Lever Driving Crank Position Screw Set Screw Packing (brass)	01
200181b	12820	Lifting Lever Stop Screw	03
204960	12825	" " Stud Lifting Bracket with 200086c, 200181b and 200695F	30
200086F	10441	Lifting Lever Stud Lifting Bracket Pinch Screw	03
204637	10509	Lifting Presser Foot	2 25
200074F	10441	" " " Screw	03
208613	---	Needle Bar (hollow)	75
204247	10433	" " 208613 with 200125E, 200175E and 204250	80
206106	12827	Needle Bar Connecting Link with 200188c	50
200188c	12820	" " " Pinch Screw	02
204962	12828	" " " Stud with two 200387c	45
200387c	12820	Needle Bar Connecting Stud Set Screw	02
204963	12836	" " Frame	1 50
204916	12825	" " " Driving Cam with two 200347c	1 50
204917	12836	Needle Bar Frame Driving Cam Cover	50
200571B	10644	" " " " " " " Screw (3)	05
204918	12825	Needle Bar Frame Driving Cam Follower	35
200347c	12321	" " " " " Set Screw	03
204919	12838	" " " Pitman with 200741c, 201531E, 204921 and two 200110B	1 35
200741c	10671	Needle Bar Frame Pitman Ball Screw ...	10
*204921	---	" " " " " " Cap	---
200110B	10649	" " " " " " " Screw	02
201531E	---	Needle Bar Frame Pitman Ball Screw Nut	03
204922	10671	Needle Bar Frame Pitman Connection (adjustable)	50
204841	---	Needle Bar Frame Pitman Connection 204922 with 204923	60
204926	---	Needle Bar Frame Pitman Connection 204841 with 204919, 204924 and two 200110B	2 00
204923	10671	Needle Bar Frame Pitman Connection Bearing	10
204924	12821	Needle Bar Frame Pitman Connection Clamp Washer	03

No.	Plate	Name	Each
200110B	10649	Needle Bar Frame Pitman Connection Clamp Washer Screw	\$ 02
200791E	12820	Needle Bar Frame Pitman Connection Slide	15
206505	12821	Needle Bar Frame Pitman Connection Slide Stop	10
200135C	12820	Needle Bar Frame Pitman Connection Slide Stop Screw	03
225908	12821	Needle Bar Frame Pitman Connection Slide Stop Screw Washer	02
202104	12821	Needle Bar Frame Pitman Connection Slide Washer	01
201581B	12820	Needle Bar Frame Pitman Connection Slide Wing Nut	12
204944	—	Needle Bar Frame Pitman Connection complete, Nos. 200791E, 201581B, 202104 and 204926	2 30
206102	12827	Needle Bar Frame Regulator with 202090 and 204928	1 35
*204928	—	Needle Bar Frame Regulator Shaft	—
202574	10662	" " " " " Collar with 200380C	15
200380C	12319	Needle Bar Frame Regulator Shaft Collar Set Screw	02
202090	10675	Needle Bar Frame Regulator Shaft Pin ..	01
200410C	10644	" " " Screw Center (lower or upper)	06
201517C	10669	Needle Bar Frame Screw Center Nut (lower or upper)	05
204250	12823	Needle Bar Thread Guide	03
200175E	10649	" " " " Screw	02
200125F	10649	" Set Screw	02
204251	10433	Presser Bar (hollow) with 200074F	80
204252	10441	" " Lifter	20
200550C	10441	" " " Hinge Screw	08
204254	10441	" " Lifting Bracket Position Guide	30
200362C	10441	Presser Bar Lifting Bracket Position Guide Set Screw	03
204327	—	Presser Bar Packing Washer (felt) Per 100	25
200504E	10673	Presser Bar Screw Bushing (lower)	05
204255	10441	" " Spring	10
200491B	10441	" " Thumb Screw (pressure reg- ulating)	25
202068	12153	Spool Holder Base	15
200575H	12311	" " " Screw	05
204296	12153	" " Wire	10
200079H	12311	" " " Hinge Screw	02

No.	Plate	Name	Each
204297	12153	Spool Holder complete, Nos. 200079H, 202068 and 204296	\$ 25
208391	12838	Take-up Cam with 200347C, 200383C, 200387C, 200400C, 200430C and 204479 ..	1 50
203172	10445	Take-up Cam Friction Washer	05
200430C	10445	" " Position Screw	08
200383C	10435	" " " " Check Screw	02
200347C	12321	" " Set Screw	03
206107	—	Take-up Cam complete, Nos. 204477, 206106 and 208391	3 00
204262	10445	Take-up Lever with 204265	60
206556	—	" " 204262 with 204263	75
204263	10445	" " Bearing with 204264	15
204264	10445	" " " Position Pin	01
200042F	10445	" " " Screw	05
204265	10445	" " Oil Guard	05
201816	10445	" " Roller	12
204266	10445	Take-up Lever complete, Nos. 200042F, 201816 and 206556	90
202402	10675	Tension Disc	05
202090	10675	" " Position Pin	01
204933	12821	" Release Lever	30
200286F	10671	" " " Hinge Screw	05
201527H	10669	" " " " " Nut ..	03
204934	10671	" " " " " Washer ..	04
200695F	12820	" " " Switch Screw Stud	10
202407	10675	" Spring	05
200632B	10675	" Stud	20
200397H	10675	" " Set Screw	02
201572B	10675	" " Thumb Nut	04
204271	10675	" Washer	05
206639	10675	Tension complete, Nos. 200632B, 201572B, 202407, 204271 and two 202402	45
204274	10675	Thread Controller Plate	12
200577H	12311	" " " Screw	02
202098	10675	" " Roller	05
204275	10675	" " " Guard	10
202084	10675	" " " Washer	01
200300C	10675	" " " Screw	04
204276	10675	" " Spring.... (Per 100 \$1.25)	03
204333	10675	" " " Guard	08
200581H	10675	" " " " Screw	02
202087	10675	" " " Stop	03
202088	10675	" " " Stud with 204925 ..	10
200366H	10675	" " " " Set Screw ..	02
204925	10675	" " " " Washer	01
205987	10675	Thread Controller complete, Nos. 200300C, 200581H, 202084, 202098, 204274, 204275 and 204333	42

No.	Plate	Name	Each
204280	10675	Thread Controller and Spring complete, Nos. 204276 and 205987	\$ 45
204459	10663	Thread Guide	02
202412	12823	" "	06
205960	12821	" Retainer Guide Wire	01
202091	10675	" " Sleeve	05
202092	10675	" " Spring	01
204058B	10675	" " Stud	07
200368H	10675	" " " Set Screw	02
204059	10675	Thread Retainer complete, Nos. 202091, 202092 and 204058B	15
206088	12833	Throat Plate, 50 needle hole, for needle sizes 14 and 15, for 206083	50
202062	12821	Throat Plate Position Pin	01
200577H	12311	" " Screw	02
206093	12825	Vibrating Presser Bar	55
204965	—	" " " 206093 with 204967 and two 200138D	70
200935F	12820	Vibrating Presser Bar Hinge Screw	08
201534E	12820	" " " " " Nut	03
204966	12825	" " " " Position Guide with 204051	40
204051	12821	Vibrating Presser Bar Position Guide Position Pin	01
200085c	10649	Vibrating Presser Bar Position Guide Screw	03
204967	12825	Vibrating Presser Bar Spring	10
200138D	12820	" " " " Screw	02
204614	10509	" " Foot	1 75
200098F	10438	" " " Screw	03
203357	12821	" " " " Washer	01

LIST OF PARTS COMPLETE

FOR

MACHINE No. 17w11

HIGH ARM ZIGZAG

For Overseaming Heavy Work.

No.	Plate	Name	Each
*206625	—	Arm	\$ —
*215721	—	" 206625 with 200431c, 20126 and 204162	—
204163	10433	Arm Cap	10
200278H	12311	" " Screw	05
202248H	10673	" " " Washer	05
204235	10435	" Position Pin (2)	02
200963E	12311	" Screw (3)	06
202005	10673	" " Washer (3)	01
204291	12841	" Shaft	2 00
204162	12838	" " Bushing (front)	35
200431c	10662	" " " Position Screw	08
204706	12837	" " Connection with four 200054E (2)	1 00
200054E	10673	Arm Shaft Connection Screw	03
215672	12840	Balance Wheel, 7 in. diam. (bolt groove 5 in. diam.), with 200335c and 200338c	2 00
200926H	—	Balance Wheel Adjusting Screw	10
200338c	12820	" " Position Screw	04
200335c	12311	" " " Set Screw	04
*204872	—	Bed	—
*208652	—	" 204872 with 202062, 204235, 204393 and two 200516E	—
202258	12153	Bed Hinge Connection (2)	08
200570E	12311	" " " Screw (4)	05
206105	12836	" Slide (back)	30
204739	10433	" " (front)	20
204178	10649	Bobbin	05
208382	12823	" Case (solid center bearing) with 204181	60
204181	10649	Bobbin Case Position Finger	01
204531	12823	" " Tension Spring	10
200598F	10649	" " " " " Regulating Screw	02
200592F	10649	Bobbin Case Tension Spring Screw	02

No.	Plate	Name	Each
208383	12823	Bobbin Case complete, Nos. 200592e, 200598e, 204531 and 208382	\$ 75
206626	—	Face Plate with 200366n, 200368n, 200397n, 202087, 202090, 204185, 204281, 204730 and two 200385n	1 10
200053c	10435	Face Plate Screw	04
204185	10435	" " Thread Guide	03
200385n	10435	" " " " Set Screw	02
206627	12840	Face Plate complete, Nos. 200286e, 200577n, 201527n, 204059, 204731, 204795, 204934, 206007, 206626 and 206639	3 35
204875	10663	Feed Bar with 204189	60
206594	—	" " 204875 with 200214e, 201525e and 204877	1 10
200214e	10435	Feed Bar Hinge Screw	12
201525e	10435	" " " " Nut	03
204188	10435	" " Spring	03
204189	10435	" " " Hook	01
207489	12834	" Dog, for 207490	50
200106e	10435	" " Screw (2)	02
206015	12826	" Driving Cam with 200378c and 200437c	50
206079	12826	Feed Driving Cam Fork Lever with 204293 and 204928	80
204193	12670	Feed Driving Cam Fork Lever Connection with 200668c and 201525e	35
204194	10438	Feed Driving Cam Fork Lever Connection Clamp with 200031c	45
200031c	10438	Feed Driving Cam Fork Lever Connection Clamp Pinch Screw	04
200668c	10438	Feed Driving Cam Fork Lever Connection Clamp Screw Stud	06
201525e	10435	Feed Driving Cam Fork Lever Connection Clamp Screw Stud Nut	03
200002e	10644	Feed Driving Cam Fork Lever Connection Hinge Screw	07
201522e	10673	Feed Driving Cam Fork Lever Connection Hinge Screw Nut	03
*204928	—	Feed Driving Cam Fork Lever Shaft	—
204197	10662	" " " " " Col- lar with 200113f	15
200113f	10662	Feed Driving Cam Fork Lever Shaft Col- lar Set Screw	03
204293	10662	Feed Driving Cam Fork Lever Shaft Posi- tion Pin	01
204968	10662	Feed Driving Cam Fork Lever Shaft Sleeve (split)	15
200043c	12311	Feed Driving Cam Fork Lever Shaft Sleeve Set Screw	04

No.	Plate	Name	Each
201524e	10673	Feed Driving Cam Fork Lever Shaft Sleeve Set Screw Nut	\$ 03
206080	—	Feed Driving Cam Fork Lever complete, Nos. 204194 and 206079	1 25
200437c	12311	Feed Driving Cam Position Screw	06
200378c	12311	" " " " Set Screw	02
204294	12841	" " Rock Shaft	35
206555	—	" " " " 204294 with 200002e, 201522e and 201193	80
202305c	10662	Feed Driving Rock Shaft Center (2)	06
200043c	12311	" " " " " Set Screw (2)	04
204877	10663	Feed Driving Rock Shaft Crank with 204189 (on right side) and two 200383c	35
200383c	10435	Feed Driving Rock Shaft Crank Set Screw	02
206016	12826	Feed Lifting Cam Crank with 200335c, 200431c, 200669c and 201530e	1 00
200431c	10662	Feed Lifting Cam Crank Position Screw	08
200335c	12311	" " " " Set Screw	04
204202	10662	" " " Fork with 200027e ..	75
200027e	10673	" " " " Pinch Screw	04
204878	12670	" " Rock Shaft with 204264	30
204503	—	" " " " 204878 with 200942e and 204204	50
202305c	10662	Feed Lifting Rock Shaft Center (2)	06
200043c	12311	" " " " " Set Screw (2)	04
204204	12828	Feed Lifting Rock Shaft Slide Block	15
200942e	10673	" " " " " " " Hinge Screw	05
204264	10445	Feed Lifting Rock Shaft Slide Block Position Pin	01
204206	12826	Feed Regulating Handle	10
204713	—	" " " 204206 with 200098e, 202622, 204208, 204209, 204213, 204714 and 204925	55
204208	10438	Feed Regulating Handle Adjustable Stop	05
200098e	10438	" " " " " " Screw	03
204925	10675	Feed Regulating Handle Adjustable Stop Screw Washer	01
204209	10438	Feed Regulating Handle Position Pin ...	01
204714	12826	" " " Shaft	20
204211	10438	" " " " Crank with 200098e	20
204212	10438	Feed Regulating Handle Shaft Crank Link	15
200271e	10438	Feed Regulating Handle Shaft Crank Link Hinge Screw (lower)	05

No.	Plate	Name	Each
200291E	10438	Feed Regulating Handle Shaft Crank Link Hinge Screw (upper)	\$ 05
200098E	10438	Feed Regulating Handle Shaft Crank Set Screw	03
204213	10438	Feed Regulating Handle Shaft Sleeve (split)	15
200362c	10441	Feed Regulating Handle Shaft Sleeve Set Screw	03
202622	10438	Feed Regulating Handle Shaft Sleeve Washer	01
202126	12821	Feed Regulating Handle Stop Pin	01
204715	—	Feed Regulating Handle complete, Nos. 200291E, 204211, 204212 and 204713	95
206638	12841	Foot Lifter Lifting Lever	25
200262r	12820	" " " " Hinge Screw	10
227569	12841	" " " " Rod with 202302	09
204126	12321	" " " " " Clamp with two 200530c	20
227316	12835	Foot Lifter Lifting Lever Rod Clamp Hook	05
200530c	12321	Foot Lifter Lifting Lever Rod Clamp Screw	05
202302	12321	Foot Lifter Lifting Lever Rod Cotter Pin	01
206628	12821	" " " " " Spring	05
227227	12835	" " " " " " Collar with 200113E	15
200113E	10662	Foot Lifter Lifting Lever Rod Spring Collar Set Screw	03
206640	—	Foot Lifter Lifting Lever complete, Nos. 200262r, 204126, 206628, 206638, 227227, 227316 and 227569	85
204935	12822	Hook (sewing) with 204217	1 50
204217	10649	" Bobbin Case Stud	10
204936	10458	" Bracket with 200379c, two 200380c and three 204234	80
204937	—	Hook Bracket 204936 with 204941	1 20
204938	—	" " 204937 with 204224, 204225, 204539, 204942, two each 204223 and 204231	2 25
200379c	10665	Hook Bracket Adjusting Screw (lower)	02
200380c	12319	" " " " " (upper)	02
204539	10458	" " Bobbin Case Stop (hinged)	40
204223	10665	" " " " " Hinge Pin	01
204224	10665	" " " " " " Latch	20
204223	10665	" " " " " " " Hinge Pin	01
204225	10665	Hook Bracket Bobbin Case Stop Latch Spring	02
200085c	10649	Hook Bracket Screw (2)	03

No.	Plate	Name	Each
204939	10457	Hook Bracket complete, Nos. 204935 and 204938	\$3 75
204940	10459	Hook Driver with 204242 and 204243	1 25
208246	—	" " Crank	40
204240	10649	" " " 208246 with 200378c, 200662c, 201530e and two 200348c	60
204241	10662	Hook Driver Crank Link	25
200669c	10665	" " " " Stud	06
201530e	10665	" " " " " Nut	04
200348c	10665	" " " " Set Screw (long) ..	03
200378c	12311	" " " " " (short) ..	02
200662c	10665	" " " " Stud	07
201530e	10665	" " " " " Nut	04
204243	10649	" " Pin	01
204242	12821	" " Washer	01
204885	10669	" " Bevel Gear, 25 teeth, with two 200348c	75
200348c	10665	Hook Driver Bevel Gear Set Screw	03
204887	10669	" Driving Bevel Gear (intermediate), 24 teeth	75
204888	—	Hook Driving Bevel Gear (intermediate) Bracket	50
206078	10669	Hook Driving Bevel Gear (intermediate) Bracket 204888 with 200772c, 201514e and 204887	1 45
200041E	10669	Hook Driving Bevel Gear (intermediate) Bracket Screw (2)	05
200772c	10669	Hook Driving Bevel Gear (intermediate) Bracket Screw Stud	15
201514E	10669	Hook Driving Bevel Gear (intermediate) Bracket Screw Stud Nut	04
204890	12670	Hook Driving Bevel Gear (intermediate) Oil Guard	15
200113E	10662	Hook Driving Bevel Gear (intermediate) Oil Guard Screw (2)	03
201886	10669	Hook Driving Bevel Gear Shaft, 25 teeth	1 50
204393	12828	" " " " " Bushing	12
204891	12841	" " Shaft	1 60
204245	12670	" " " Bearing	20
202126	12821	" " " " Position Pin	01
200516E	12311	" " " " " Screw	08
204246	10662	" " " " Collar with two 200383c	20
200383c	10435	" " " " " Set Screw	02
204941	10459	" Race, .156 in. thick, 1.906 in. diam. ..	40
204942	10458	" " Cap (iron)	15
204230	10665	" " " Spring	02
204231	10665	" " " " 204230 with 200792E ..	12
200792E	10665	" " " " " Screw	10
204234	10665	" " " " " Position Pin	01

No.	Plate	Name	Each
204716	12837	Needle Bar (hollow) with 200125E, 200175E and 204250	\$1 00
206023	12824	Needle Bar Connecting Link	50
206028	12828	" " " " Guard	40
200577H	12311	" " " " " Screw (2)	02
200237C	12820	Needle Bar Connecting Link Hinge Screw Stud	12
200383C	10435	Needle Bar Connecting Link Hinge Screw Stud Set Screw	02
206024	12828	Needle Bar Connecting Stud with two 200387C	35
200387C	12820	Needle Bar Connecting Stud Set Screw ..	02
206633	12836	" " Frame	1 25
204916	12825	" " " Driving Cam with two 200347C	1 50
206632	12836	Needle Bar Frame Driving Cam Cover ..	50
200571B	10644	" " " " " " " Screw (3)	05
204918	12825	Needle Bar Frame Driving Cam Follower ..	35
200347C	12321	" " " " " Set Screw ..	03
206026	12838	" " " Pitman with 200741C, 201531E, 204921 and two 200110B	1 75
200741C	10671	Needle Bar Frame Pitman Ball Screw ...	10
*204921	—	" " " " " " " Cap ..	—
200110B	10649	" " " " " " " " Screw	02
201531E	—	Needle Bar Frame Pitman Ball Screw Nut	03
204922	10671	Needle Bar Frame Pitman Connection (adjustable)	50
204841	—	Needle Bar Frame Pitman Connection 204922 with 204923	60
206027	—	Needle Bar Frame Pitman Connection 204841 with 204924, 206026 and two 200110B	2 40
204923	10671	Needle Bar Frame Pitman Connection Bearing	10
200110B	10649	Needle Bar Frame Pitman Connection Screw	02
204924	12821	Needle Bar Frame Pitman Connection Screw Washer	03
204943	12827	Needle Bar Frame Pitman Connection Slide (double) with two 200330E	40
200330E	12820	Needle Bar Frame Pitman Connection Slide Screw	04
202104	12821	Needle Bar Frame Pitman Connection Slide Washer (2)	01

No.	Plate	Name	Each
201581B	12820	Needle Bar Frame Pitman Connection Slide Wing Nut (2)	\$ 12
206102	12827	Needle Bar Frame Regulator with 202090 and 204928	1 35
*204928	—	Needle Bar Frame Regulator Shaft	—
202574	10662	" " " " " Col- lar with 200380C	15
200380C	12319	Needle Bar Frame Regulator Shaft Col- lar Set Screw	02
202090	10675	Needle Bar Frame Regulator Shaft Pin ..	01
200410C	10644	" " " Screw Center (lower or upper)	06
201517C	10669	Needle Bar Frame Screw Center Nut (lower or upper)	05
204250	12823	Needle Bar Thread Guide	03
200175E	10649	" " " " Screw	02
200125E	10649	" Set Screw	02
204718	12837	Presser Bar (hollow) with 200074E	1 00
204719	12828	" " Lifter	40
200550C	10441	" " " Hinge Screw	08
206635	12828	" " " Lifting Bracket with 200175H, 200198D, 200387C, 201822 and 206636 ..	80
200387C	12820	Presser Bar Lifting Bracket Set Screw ..	02
204720	12828	" " " " " Position Guide	35
200362C	10441	Presser Bar Lifting Bracket Position Guide Set Screw	03
206636	12828	Presser Bar Lifting Bracket Plate	05
200175H	10649	" " " " " " Screw ..	02
201822	12820	" " " " " Roller	12
200198D	12820	" " " " " " Screw ..	12
204327	—	" " Packing Washer (felt) Per 100	25
200504C	10673	Presser Bar Screw Bushing (lower)	05
204721	12821	" " Spring	15
200491B	10441	" " Thumb Screw (pressure reg- ulating)	25
207181	12829	Presser Foot	1 00
200074E	10441	" " Screw	03
202068	12153	Spool Holder Base	15
200575H	12311	" " " Screw	05
204296	12153	" " Wire	10
200079H	12311	" " " Hinge Screw	02
204297	12153	Spool Holder complete, Nos. 200079H, 202068 and 204296	25
206030	12838	Take-up Cam with 200237C, 200335C, 200383C, 200430C, 206023, 206028 and two 200577H	4 25
200430C	10445	Take-up Cam Position Screw	08

No.	Plate	Name	Each
200335c	12311	Take-up Cam Set Screw	\$ 04
206032	12824	" Lever	70
204723	12824	" " Bearing with 204264	15
204264	10445	" " " Position Pin	01
209042F	10445	" " " Screw	05
201816	10445	" " Roller	12
206033	—	Take-up Lever complete, Nos. 200042F, 201816, 204723 and 206032	1 05
202402	10675	Tension Disc	05
202090	10675	" " Position Pin	01
206007	12824	" Release Lever	40
200286F	10671	" " " Hinge Screw	05
201527H	10669	" " " " " Nut ..	03
204934	10671	" " " " " Washer	04
200650F	10671	" " " Switch Back Screw Stud	10
204987	12828	Tension Release Lever Switch Back Screw Stud Bracket	20
204988	—	Tension Release Lever Switch Back Screw Stud Bracket 204987 with 200650F and 201525E	35
201525E	10435	Tension Release Lever Switch Back Screw Stud Nut	03
202407	10675	Tension Spring	05
200632R	10675	" Stud	20
200385H	10435	" " Set Screw	02
201572B	10675	" Thumb Nut	04
204271	10675	" Washer	05
206639	10675	Tension complete, Nos. 200632R, 201572B, 202407, 204271 and two 202402	45
204274	10675	Thread Controller Plate	12
200577H	12311	" " " Screw	02
202098	10675	" " Roller	05
204275	10675	" " " Guard	10
202084	10675	" " " Washer	01
200300c	10675	" " " Screw	04
204726	12823	" " Spring... (Per 100 \$3.50)	05
204333	10675	" " " Guard	08
200581H	10675	" " " Screw	02
202087	10675	" " " Stop	03
204795	12821	" " " Stud with 204925 ..	10
200366H	10675	" " " " Set Screw ..	02
204925	10675	" " " " Washer	01
204730	12823	" " Thread Guard	03
200397H	10675	" " " " Screw	02
204731	12823	Thread Controller complete, Nos. 200300c, 200581H, 202084, 202098, 204274, 204275, 204333 and 204726	50
202412	12823	Thread Guide	06

No.	Plate	Name	Each
204459	10663	Thread Guide	\$ 02
204281	10675	" Retainer Guide Wire	01
202091	10675	" " Sleeve	05
202092	10675	" " Spring	01
204058R	10675	" " Stud	07
200368H	10675	" " " Set Screw	02
204059	10675	Thread Retainer complete, Nos. 202091, 202092 and 204058R	15
207490	12833	Throat Plate, 40 needle hole, for needle sizes 20 and 22, for 207489	1 00
202062	12821	Throat Plate Position Pin	01
200577H	12311	" " Screw (2)	02

ACCESSORIES

FOR MACHINE NO. 17W1

No.	Plate	Name	Each
204178	10649	Bobbin (5)	\$ 05
225497	12153	" Case Screw Driver	10
231337	---	Cloth Guide	10
15 N 17	---	Needles, six, size 14	Per doz. 20
228166	---	Drip Pan with four wood screws $\frac{1}{2}$ in., No. 5	35
200748H	12319	Machine Clamp Screw	10
225585H	12319	" " " Washer	02
201582B	12319	" " " Wing Nut	08
227488	12153	Machine Clamp complete, Nos. 200748H, 201582B and 225585H	20
41400	12153	Machine Rest Pin (wood)	04
36578	12153	Oiler with 36579	10
36579	12153	" Spout, 3 in. long	06
225498	12153	Screw Driver, $7\frac{1}{4}$ in. long	15
225554	12153	Wrench (steel)	10

BOBBIN WINDER

Swing Automatic, Right Hand.

202470	12320	Bobbin Winder Base	15
202471	12320	" " Frame	15
200221D	12319	" " " Hinge Screw	12
202472	12319	" " " Spring	05
200161D	12319	" " " Screw	04
202473	12320	" " Pulley with 200380C	20
200380C	12319	" " " Set Screw	02
202474	12320	" " Spindle	15
227522	12319	" " Stop Latch	10
200056E	12319	" " " " Screw	03
202477	12319	" " " " Thumb Lever	15
200299H	12319	" " " " " "	05
200299H	12319	Bobbin Winder Stop Latch Thumb Lever Joint Screw	05
201537H	12319	Bobbin Winder Stop Latch Thumb Lever Joint Screw Nut	03
202478	12319	Bobbin Winder Stop Latch Trip Lever	10
200299H	12319	" " " " " "	05

No.	Plate	Name	Each
227523	12320	Bobbin Winder complete, Nos. 200056E, 200161D, 200221D, 201537H, 202470 to 202474, 202477, 202478, 227522, three 200299H and two wood screws $1\frac{1}{2}$ in., No. 14, R.H.B.	\$1 35
202480	12320	Bobbin Winder Spool Holder Base with 200355H and 202484	15
202481	12320	Bobbin Winder Spool Holder Base Spool Pin	05
202482	12319	Bobbin Winder Spool Holder Tension Disc (lower or upper)	02
200011E	12319	Bobbin Winder Spool Holder Tension Disc Screw	05
200355H	12319	Bobbin Winder Spool Holder Tension Disc Screw Set Screw	03
202483	12319	Bobbin Winder Spool Holder Tension Disc Spring (brass)	01
202484	12319	Bobbin Winder Spool Holder Tension Disc Thread Guide	01
202485	12320	Bobbin Winder Spool Holder complete, Nos. 200011E, 202480, 202481, 202483, two 202482 and one wood screw 1 in., No. 13	35
227524	---	Bobbin Winder and Spool Holder complete, Nos. 202485 and 227523	1 65

KNEE LIFTER

227781	12841	Knee Lifter Rock Lever with 200522C and 200529C	35
227782	---	Knee Lifter Rock Lever 227781 with two each 202451 and 202452	50
227787	---	Knee Lifter Rock Lever 227782 with 202203 and 227784	90
202453	12841	Knee Lifter Rock Lever Knee Plate with 200526C	17
202203	---	Knee Lifter Rock Lever Knee Plate 202453 with 202454	30
202454	12841	Knee Lifter Rock Lever Knee Plate Arm (long)	12
200522C	12319	Knee Lifter Rock Lever Knee Plate Arm Set Screw	06
200526C	12319	Knee Lifter Rock Lever Knee Plate Set Screw	05
202451	12841	Knee Lifter Rock Lever Lug with two wood screws $\frac{3}{4}$ in., No. 13H	05
202452	12319	Knee Lifter Rock Lever Lug Hinge Pin	02
227784	12841	" " " " Rod, 3 in. long, with 227785	06

No.	Plate	Name	Each
*227785	—	Knee Lifter Rock Lever Rod Cap or Oil Guard	\$ —
200529c	12319	Knee Lifter Rock Lever Rod Set Screw (Other Knee Lifter parts are listed with parts of machine head).	05

FOR MACHINE NO. 17W2

Same as for No. 17w1 with the following exception:

15 x 19	—	Needles, six, size 14, in place of 15x17	25
		Per doz.	

FOR MACHINE NO. 17W3

Same as for No. 17w1 with the following exception:

15 x 19	—	Needles, twelve, size 14 in place of 15x17	25
		Per doz.	

FOR MACHINE NO. 17W5

Same as for No. 17w1 with the following exception:

12 x 6	—	Needles (Narrow Cross Point), two each, sizes 12, 14 and 16, in place of 15x17	20
		Per doz.	

FOR MACHINE NO. 17W9

Same as for No. 17w1 with the following exceptions:

15 x 19	—	Needles, three each, sizes 14 and 16, in place of 15x17	25
		Per doz.	
202511	12835	Wrench	06
206105	12836	Bed SHde (back)	30

FOR MACHINE NO. 17W10

Same as for No. 17w1 with the following exceptions:

15 x 19	—	Needles, three each, sizes 16 and 18, in place of 15x17	25
		Per doz.	
202511	12835	Wrench	06

FOR MACHINE NO. 17W11

Same as for No. 17w1 with the following exceptions:

14 x 1	—	Needles, six, size 22, in place of 15x17	25
		Per doz.	
		(231337 Cloth Guide, not used).	

FOOT LIFTER

No.	Plate	Name	Each
227952	11156	Foot Lifter Lever (left or right)	\$ 25
227678	11156	“ “ Chain, 48 in. long, with 202784	25
227954	12835	Foot Lifter Lever (Chain Hook (lower) ..	02
202784	12835	“ “ “ “ “ (upper) ..	02
225016	12821	“ “ “ Hinge Pin	01
227953	11156	“ “ “ Stand with two wood screws 1 in., No. 13	10
227955	11156	Foot Lifter Lever (left or right) complete, Nos. 225016, 227678 and 227952 to 227954, in place of 227787	60

(For Foot Lifter parts used on machine head, see page 64).

FEED DOGS

No.	Plate	Name	Each
206083	12834	Feed Dog, for 206088, 206089, 206094, 207406 and 207498	\$ 50
207489	12834	Feed Dog, for 207490	50
207620	10656	" " " 226247 and 226252	50
207621	10656	" " " 207396 to 207399	50
207622	10656	" " " 207493	50
207625	10656	" " " 207494	50
207638	10656	" " " 207495	50
207639	12834	" " " 207456 and 207491	50
207643	12834	" " " 207393, 207395, 207405, 207415 and 207492	50
207644	12834	Feed Dog, for 207371	50
207647	12834	" " " 207414	50
207648	12834	" " " 207388	50
207649	10632	" " " 207396 to 207399	50
207650	10629	" " " 207394	50
207652	10646	" " " 206088, 206089, 206094, 207406 and 207498	50
207654	10630	Feed Dog, for 207409	50
207655	12834	" " " 207411	50
207659	12834	" " " 207501	50
207675	12834	" " " 207447	50
207691	10656	" " " 207500	50
226250	10633	" " " 226248 and 226251	50
230605	12834	" " " 230604	50

PRESSER FEET**FOR MACHINES NOS. 17W1 AND 17W3**

No.	Plate	Name	Each
207142	12830	Presser Foot	\$ 50
207184	12829	" "	50
207164	10598	" "	50
230590	12829	" "	1 00
207131	12829	" " for binding	50
207187	12829	" "	50
207132	10598	" "	50
207120	10598	" "	50
207118	10598	" "	50
202090	10675	" " Hinge Pin	01
207159	—	" " Plate	90
202923	—	" " Shank	60
207160	12830	Presser Foot (hinged) complete, Nos. 202090, 202923 and 207159	1 50
207121	10645	Presser Foot with 204006	1 50
204006	12821	" " Position Pin	01

FOR MACHINE NO. 17W2

207133	12830	Presser Foot	50
207187	12829	" "	50
207181	12829	" "	1 00
207105	10598	" "	50
206099	12830	" " 40 needle hole, for needle sizes 20 and 22	50

FOR MACHINES NOS. 17W9 AND 17W10

204637	10509	Lifting Presser Foot, for curtain hem- ming, for 204614	2 25
204638	10509	Lifting Presser Foot, for bar tacking, for 204615	2 25
204614	10509	Vibrating Presser Foot, for curtain hem- ming, for 204637	1 75
204615	10509	Vibrating Presser Foot, for bar tacking, for 204638	1 75

FOR MACHINE NO. 17W11

207172	12830	Presser Foot, for harness pad work	2 50
207173	12830	" "	2 00
207174	12829	" "	1 20
207181	12829	" "	1 00

THROAT PLATES

FOR MACHINES NOS. 17W1 AND 17W3

No.	Plate	Name	Each
207501	12832	Throat Plate, 56 needle hole, for needle sizes 10 and 11, for 207659, for Machine No. 17w1 only	\$3 50
207395	10629	Throat Plate, 50 needle hole, for needle sizes 14 and 15, for stitching selvage edges together with a flat seam, for 207643	75
207492	10657	Throat Plate, 35 needle hole, for needle sizes 25 and 26, for 207643	50
207415	10630	Throat Plate, 53 needle hole, for needle sizes 12 and 13, for 207643	50
207393	10629	Throat Plate, 50 needle hole, for needle sizes 14 and 15, for 207643	50
207494	10657	Throat Plate, 53 needle hole, for needle sizes 12 and 13, for 207625	60
207447	12833	Throat Plate, 60 needle hole, for needle sizes 8 and 9, for 207675	50
207394	10629	Throat Plate, 53 needle hole, for needle sizes 12 and 13, for 207650	50
207409	10630	Throat Plate, 50 needle hole, for needle sizes 14 and 15, for 207654	50
207493	10657	Throat Plate, 60 needle hole, for needle sizes 8 and 9, for 207622	50
207371	12831	Throat Plate, 50 needle hole, for needle sizes 14 and 15, for 207644	50
207388	12831	Throat Plate, 53 needle hole, for needle sizes 12 and 13, for 207648, for Machine No. 17w1 only	50
207491	12831	Throat Plate, 50 needle hole, for needle sizes 14 and 15, for 207639	50
226247	10630	Throat Plate, 50 needle hole, for needle sizes 14 and 15, for 207620, for Machine No. 17w1 only	1 10
230604	12832	Throat Plate, 50 needle hole, for needle sizes 14 and 15, for 230605, for Machine No. 17w1 only	1 10
207401	-----	Throat Plate, 50 needle hole, for needle sizes 14 and 15, for suspender ends, for 207405	75
207402	10645	Throat Plate Guide (left)	25
207403	10645	" " " (right)	25
207404	10645	" " " Position Pin	01

No.	Plate	Name	Each
200482b	10645	Throat Plate Guide Thumb Screw	\$ 06
207405	10645	Throat Plate complete, 50 needle hole, for needle sizes 14 and 15, Nos. 207401 to 207403, two each 200482b and 207404, for 207643, for Machine No. 17w1 only	1 40

FOR MACHINE NO. 17W2

207397	10632	Throat Plate, 50 needle hole, for needle sizes 14 and 15, for 207621 and 207649	50
207396	10632	Throat Plate, 60 needle hole, for needle sizes 8 and 9, for 207621 and 207649 ..	70
207398	10632	Throat Plate, 53 needle hole, for needle sizes 12 and 13, for stitching selvage edges together with a flat seam, for 207621 and 207649	75
207399	10632	Throat Plate, 60 needle hole, for needle sizes 8 and 9, for 207621 and 207649 ..	50
207406	10646	Throat Plate, 56 needle hole, for needle sizes 10 and 11, for 206083 and 207652 ..	50
206088	12833	Throat Plate, 50 needle hole, for needle sizes 14 and 15, for 206083 and 207652 ..	50
206089	12833	Throat Plate, 46 needle hole, for needle sizes 16 and 18, for 206083 and 207652 ..	50
206094	12832	Throat Plate, 50 needle hole, for needle sizes 14 and 15, for 206083 and 207652 ..	1 00
207456	12831	Throat Plate, 50 needle hole, for needle sizes 14 and 15, for 207639	50
207495	10659	Throat Plate (thick stock), 50 needle hole, for needle sizes 14 and 15, for 207638	1 75
207500	10659	Throat Plate, 46 needle hole, for needle sizes 16 and 18, for 207691	50
226248	10633	Throat Plate, 50 needle hole, for needle sizes 14 and 15, for binding, for 226250 ..	1 10

FOR MACHINE NO. 17W5

207414	10646	Throat Plate, 53 needle hole, for needle sizes 12 and 13, for 207647	50
--------	-------	----------------------------------------------------------------------------	----

FOR MACHINE NO. 17W9

207396	10632	Throat Plate, 60 needle hole, for needle sizes 8 and 9, for 207621 and 207649 ..	70
207397	10632	Throat Plate, 50 needle hole, for needle sizes 14 and 15, for 207621 and 207649 ..	50
207398	10632	Throat Plate, 53 needle hole, for needle sizes 12 and 13, for stitching selvage edges together with a flat seam, for 207621 and 207649	75

No.	Plate	Name	Eac
207399	10632	Throat Plate, 60 needle hole, for needle sizes 8 and 9, for 207621 and 207649 ..	\$ 5
207406	10646	Throat Plate, 56 needle hole, for needle sizes 10 and 11, for 206083 and 207652	50
206088	12833	Throat Plate, 50 needle hole, for needle sizes 14 and 15, for 206083 and 207652	50
206089	12833	Throat Plate, 46 needle hole, for needle sizes 16 and 18, for 206083 and 207652	50
206094	12832	Throat Plate, 50 needle hole, for needle sizes 14 and 15, for 206083 and 207652	1 00
207498	10659	Throat Plate, 60 needle hole, for needle sizes 8 and 9, for 206083 and 207652 ..	70

FOR MACHINES NOS. 17W10 AND 17W11

207490	12833	Throat Plate, 40 needle hole, for needle sizes 20 and 22, for 207489	1 00
207411	12833	Throat Plate, 40 needle hole, for needle sizes 20 and 22, for 207655	1 00
207501	12832	Throat Plate, 56 needle hole, for needle sizes 10 and 11, for 207659, for Machine No. 17w11 only	3 50

BINDERS

When Ordering Binders State Size Required. Send Sample of Binding and Material to be Bound.

BINDER

For Awning Work.

No.	Plate	Name	Each
230124	12835	Binder Head, for tapes of various widths	\$2 00
230125	12839	" Swing Bracket with seven 225648	1 75
226074	12839	" " " Base	60
200922b	12820	" " " " Hinge Screw ..	05
201527c	10669	" " " " " " Nut	03
200463b	12820	" Thumb Screw	08
225648	12824	" Tape Tension Pin	05
230262	----	Binder complete, Nos. 200922b, 201527c, 226074, 230124, 230125 and two 200463b	4 50
230605	12834	Feed Dog	50
230604	12832	Throat Plate, 50 needle hole, for needle sizes 14 and 15	1 10
230590	12829	Presser Foot	1 00

Note: Nos. 230590, 230604 and 230605 should be used with, but are not included in 230262.

BINDER

FOR MACHINE NO. 17W1

226249	10630	Binder Head, for tapes from $\frac{1}{2}$ to 1 in., in steps of $\frac{1}{32}$ inch	1 75
200155b	10630	Binder Screw	03
207620	10656	Feed Dog	50
207105	10598	Presser Foot	50
226247	10630	Throat Plate, 50 needle hole, for needle sizes 14 and 15	1 10
226978	----	Throat Plate 226247 with 200155b and 226249	2 90
226252	----	Binder complete, Nos. 207105, 207620 and 226978	3 90

BINDER

FOR MACHINE NO. 17W2

No.	Plate	Name	Each
230577	10633	Binder Head, for tapes or folded strips of different widths as follows: $\frac{1}{8}$, $\frac{1}{4}$, $\frac{3}{8}$, $\frac{1}{2}$ and $\frac{3}{4}$ inch	\$1 75
200155b	10630	Binder Screw	03
200154b	10633	" " (for thick binding)	04
226250	10633	Feed Dog	50
207105	10598	Presser Foot	50
226248	10633	Throat Plate, 50 needle hole, for needle sizes 14 and 15	1 10
226979	—	Throat Plate, 226248 with 200155b and 230577	2 90
226251	—	Binder complete, Nos. 207105, 226250 and 226979	3 90

UNDER DRIVER

Ball Bearing, Right Hand, Round Belt, Two Speed.

No.	Plate	Name	Each
227370	11126	Cone Pulley (grooved), two speed, 4 $\frac{3}{8}$ in. and 5 $\frac{1}{2}$ in. belt diam. with 227553	\$1 35
25362	12321	Cone Pulley Ball, size $\frac{3}{8}$ inch.... Per 100	80
204100	12321	" " " Bearing Cup	12
204101	12321	" " " Cap	02
204102	12321	" " " Retaining Spring	05
227553	12322	Cone Pulley Ball Cup complete, Nos. 204100 to 204102 and thirteen 25362 ..	45
202459	11126	Driving Pulley, 7 $\frac{1}{4}$ in. diam., with 202460 and 204105	75
202460	11126	Driving Pulley Friction Ring (leather)..	05
204105	12321	" " " " Stop Pin ..	01
227743	—	" " Shaft (hollow) with 204109, 204110, 204112 and two 204111	60
202461	11126	Driving Pulley Shaft 227743 with 204107, 204108 and eleven 25303	1 00
25303	12321	Driving Pulley Shaft Ball, size $\frac{1}{4}$ inch	1 00
204107	12321	Driving Pulley Shaft Ball Cup	10
204108	12321	" " " " " Cap	02
204109	—	" " " Oil Plug	01
204110	—	" " " Oiling Leather	02
204111	—	" " " " " Pin (leather)	01
204112	12322	Driving Pulley Shaft Oiling Wick	01
200524c	12321	" " " Set Screw	06
204113	12321	" " " Thimble	10
227734	11126	Frame with 200524c	80
227970	11126	Lever (compression) and Dress Guard with 204117, two each 200524c and 202845	60
227735	11126	Lever Brake with 200524c, 204122 and two 200374c	35
227736	11126	Lever Brake 227735 with 200082b and 227737	60
227737	11126	Lever Brake Belt Guard	20
200082b	12321	" " " " Screw	03
204122	12322	" " " Leather	05
200374c	12321	" " " Set Screw	02
200524c	12321	" " Set Screw	06
204123	12322	" " Spring	05
204117	12321	" Compression Plate	10
202845	12321	" " " Rivet	01

No.	Plate	Name	Each
202464	11126	Lever Compression Shaft with 202302 ...	\$ 20
202302	12321	" " " Cotter Pin	01
200524c	12321	" " " Set Screw	06
27070	11126	Shaft Pulley (sectional, grooved), 10 in. diam., 1 $\frac{3}{16}$ in. bore, with two 597c	45
597c	10644	Shaft Pulley Clamping Screw	08
227976	11126	Treadle with 200540D	45
227977	11126	" 227976 with 227602	60
227602	11126	" Adjustable Connecting Slide	20
200540D	10644	" " " " Set Screw	10
202468	11126	Treadle Pitman Rod (lower or upper) ..	05
204126	12321	" " " Clamp with two 200530c	20
200530c	12321	Treadle Pitman Rod Clamp Set Screw ..	05
227980	11126	Treadle Pitman complete, Nos. 204126 and two 202468	30
204127	11126	Treadle Stand (left) with two wood screws 1 in., No. 13	08
204128	11126	Treadle Stand (right) with two wood screws 1 in., No. 13	08
227981	—	Treadle and Stand complete, Nos. 204127, 204128 and 227977	75
227982	—	Treadle and Pitman complete, Nos. 227980 and 227981	90
227740	—	Transmitter complete, Nos. 202459, 202461, 202464, 204113, 204123, 227370, 227734, 227736, 227970 and three wood screws 1 $\frac{1}{4}$ in., No. 15	3 00
227985	—	Under Driver (ball bearing), lever pressure, right hand, two speed, complete, Nos. 27070, 227740 and 227982	4 00


OBSOLETE PARTS

No.	Plate	Name	Each
204997	12838	Arm Shaft Bushing (front), for Machine No. 17w1	\$ 35
204904	12836	Bed Slide (back)	30
206560	—	Bobbin Case (solid center bearing) with 204181, for 206558	55
206558	12823	Bobbin Case complete, Nos. 200592E, 200598E, 204531 and 206560, for Machine No. 17w3	70
207653	10633	Feed Dog, for 207410	50
204957	10459	Hook Driver with 204242 and 204243, for Machines Nos. 17w9 and 17w10	1 25
204961	12824	Needle Bar Connecting Link, for 204964	50
207119	12829	Presser Foot, for Machines Nos. 17w1 and 17w3	1 00
208393	12838	Take-up Cam with 200347c, 200383c, 200387c, 200400c, 200430c and 204179, for 204964	1 50
204964	—	Take-up Cam complete, Nos. 204177, 204961 and 208393, for Machines Nos. 17w9 and 17w10	3 00
204897	12821	Take-up Lever Stud	10
207410	10633	Throat Plate, 40 needle hole, for needle sizes 16 and 18, for 207653, for Machines Nos. 17w10 and 17w11	1 00


No. Plate Name Each

204251 204247

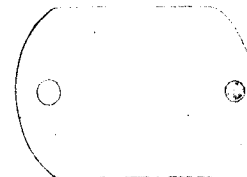
204177



204739



204163



204551



PLATE 10435-FULL SIZE

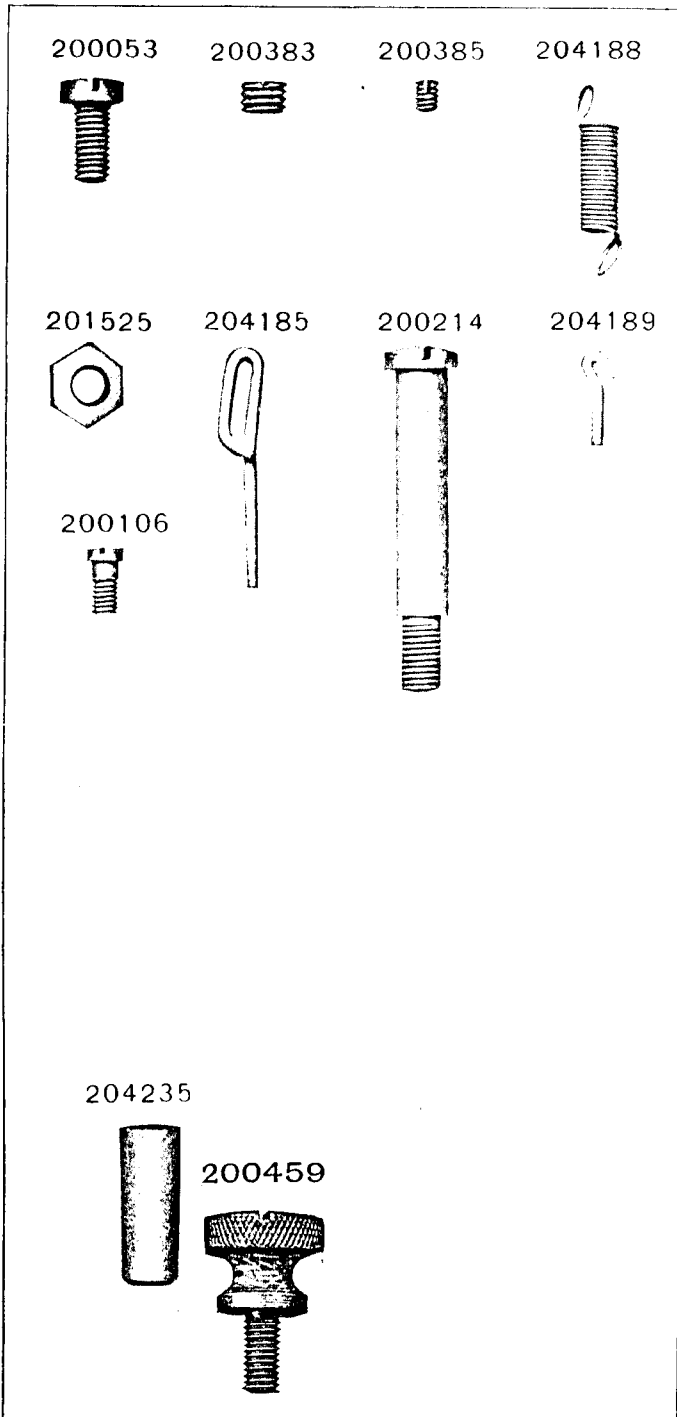


PLATE 10438-FULL SIZE

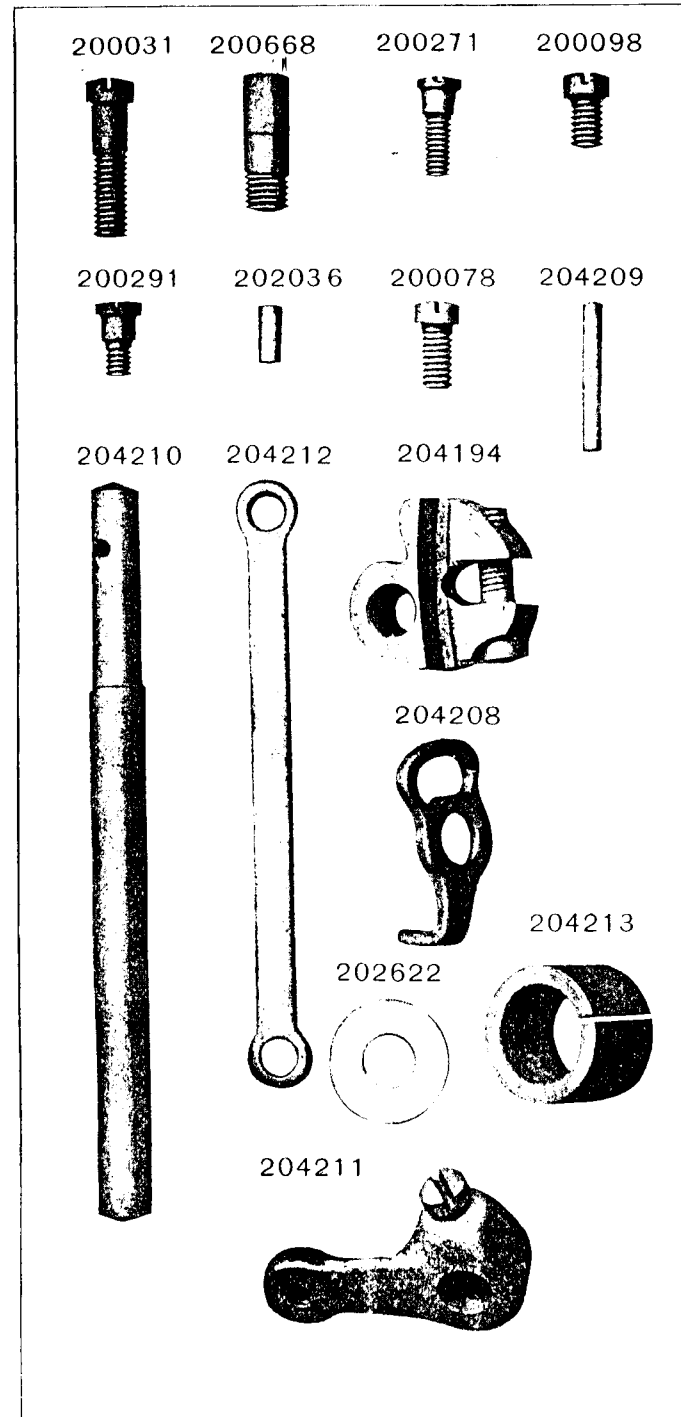


PLATE 10441-FULL SIZE

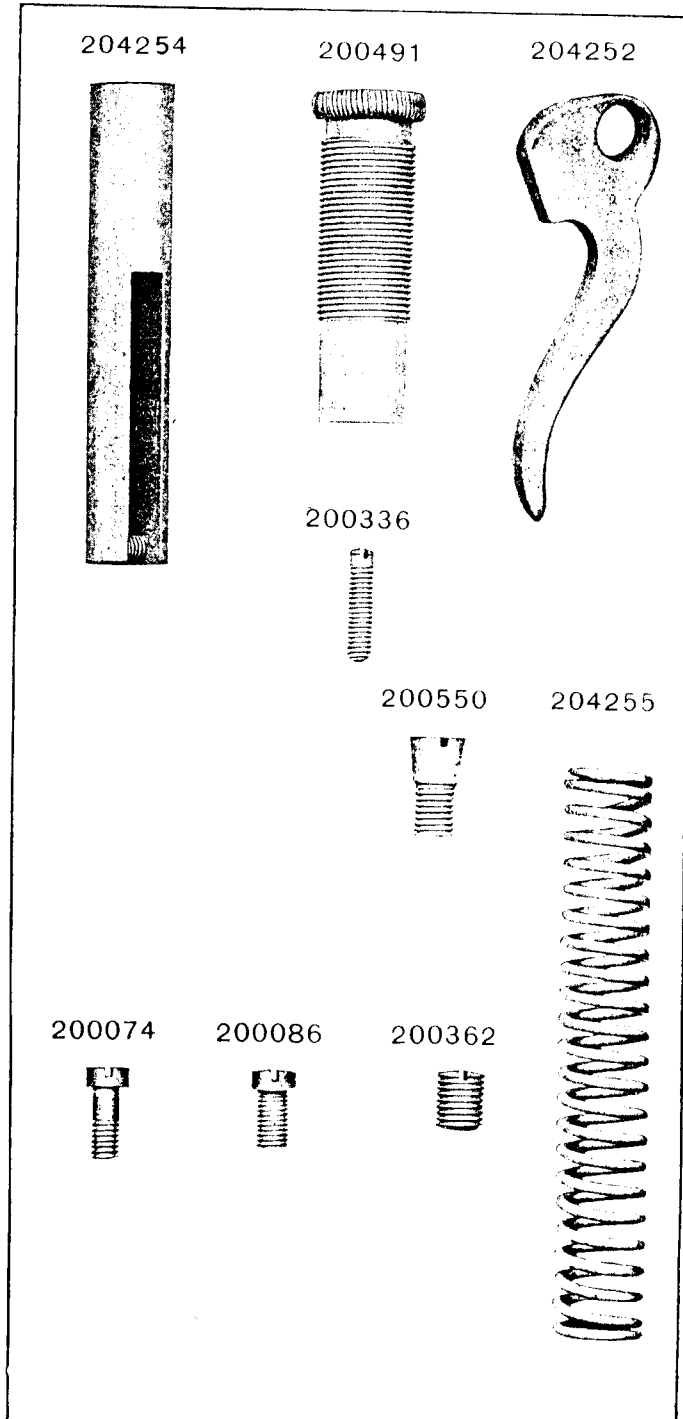


PLATE 10445-FULL SIZE

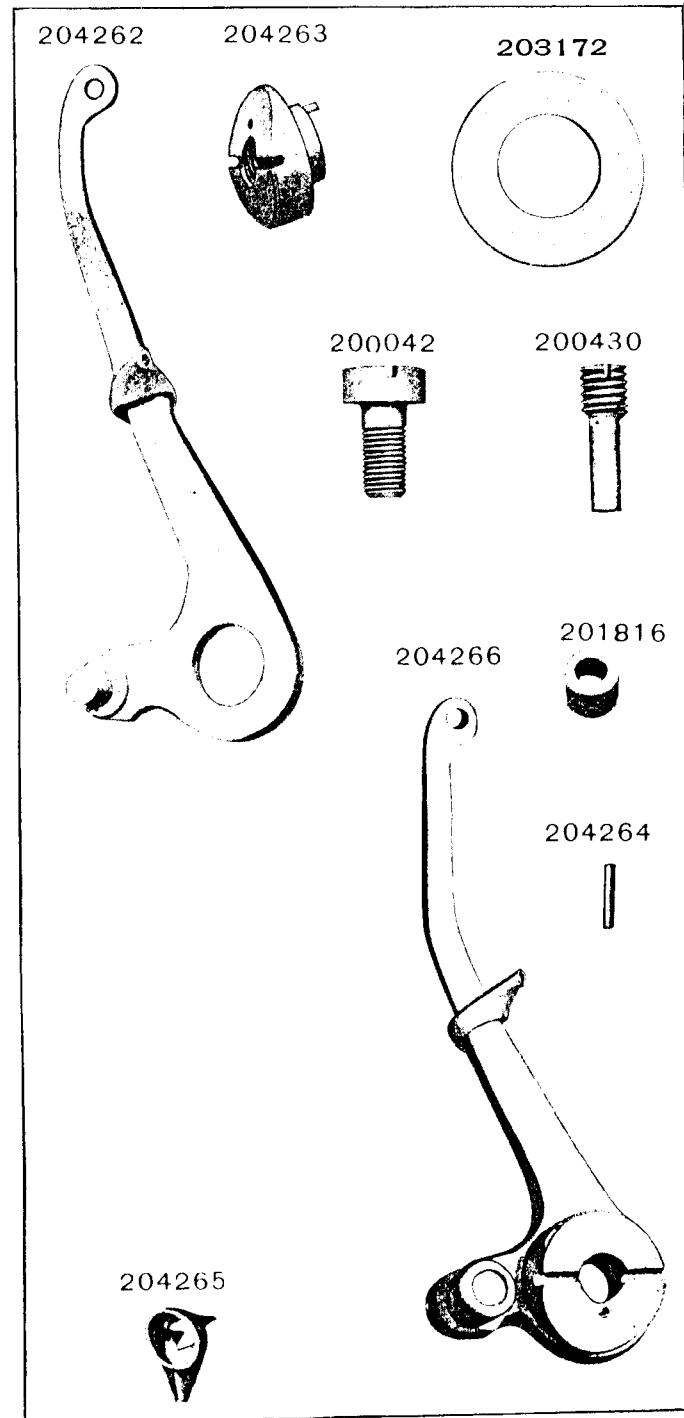
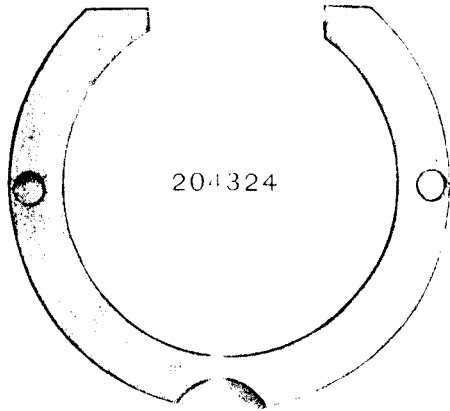
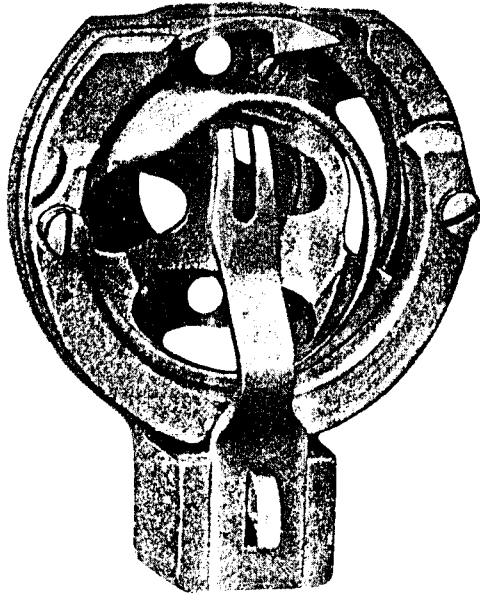


PLATE 10457-FULL SIZE

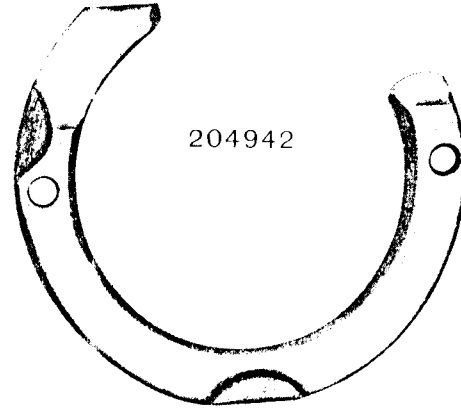
204939



204324

PLATE 10458-FULL SIZE

204942



204539



204936

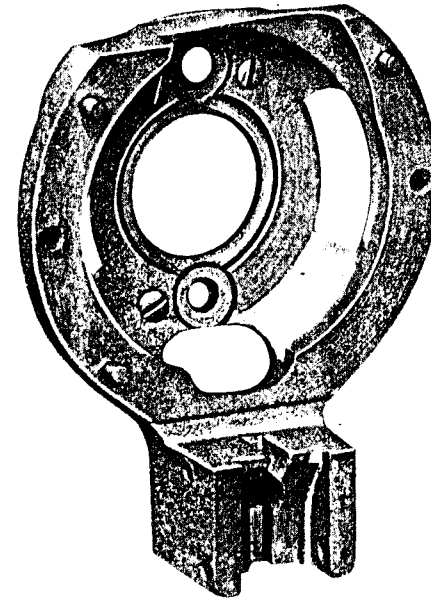


PLATE 10459—FULL SIZE

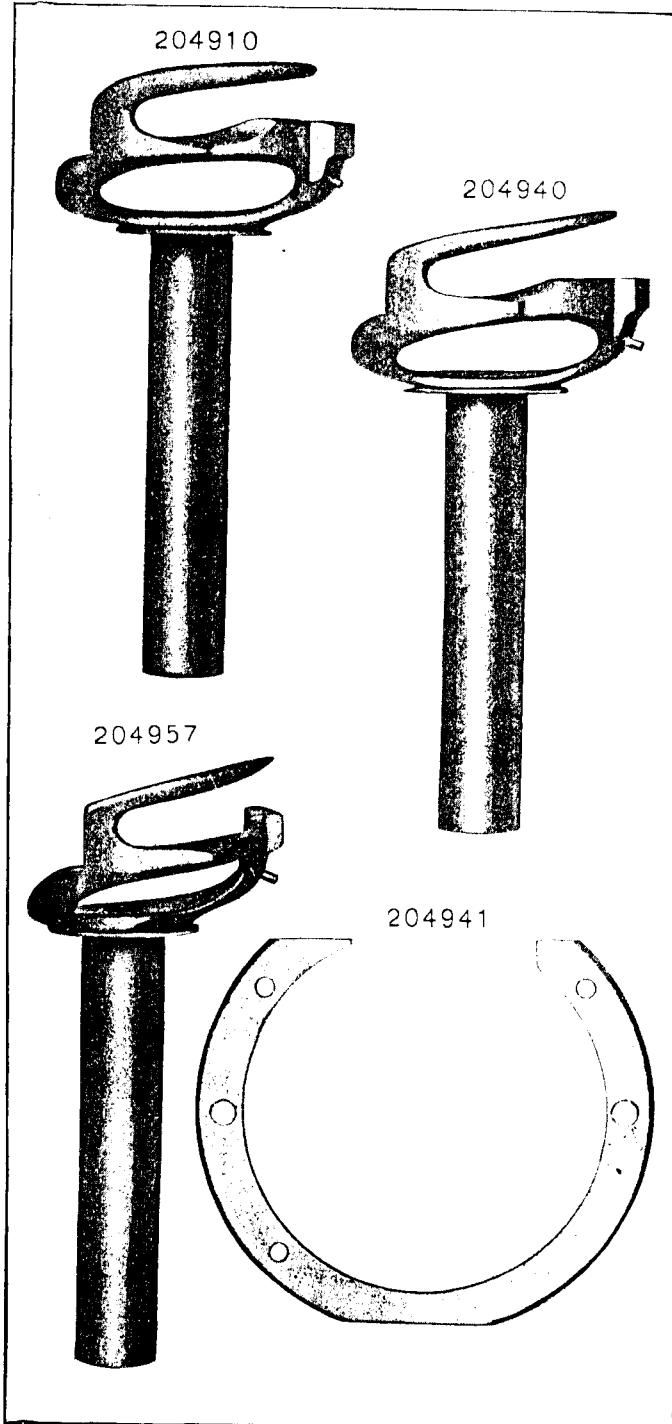


PLATE 10509—FULL SIZE

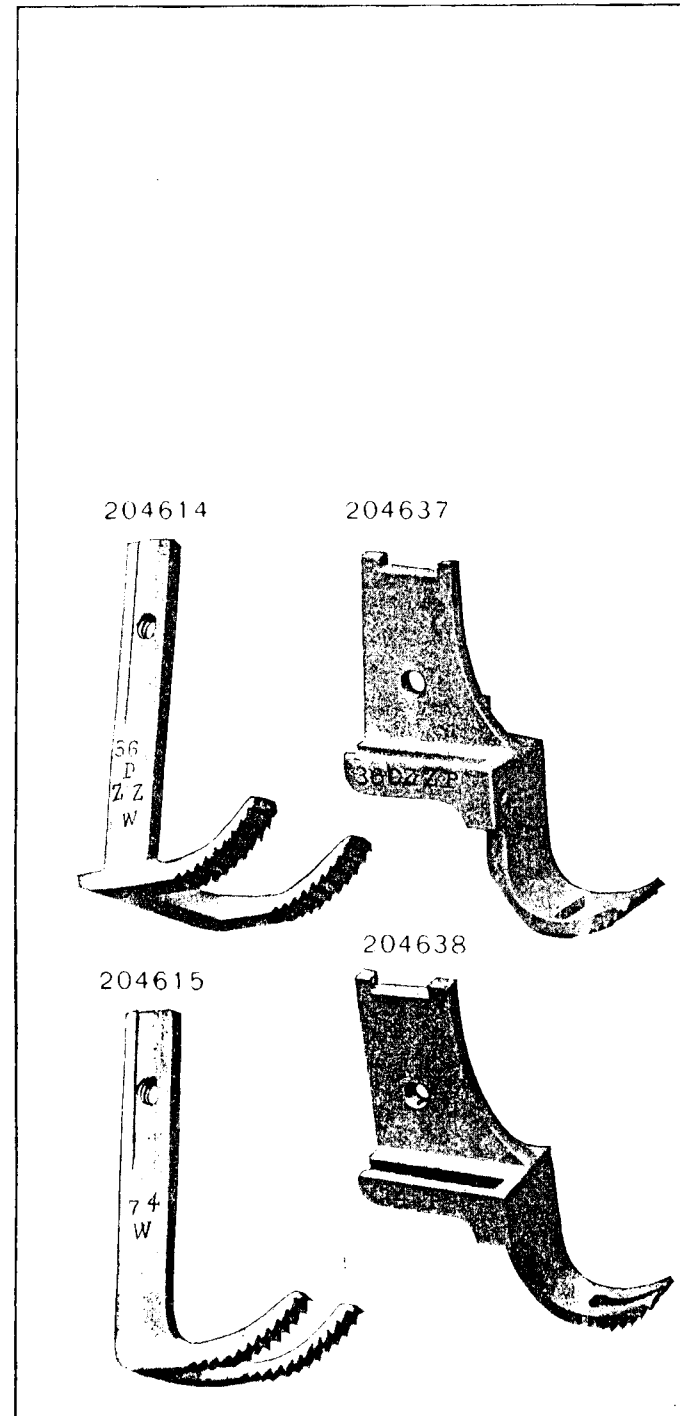


PLATE 10563—ONE-HALF SIZE

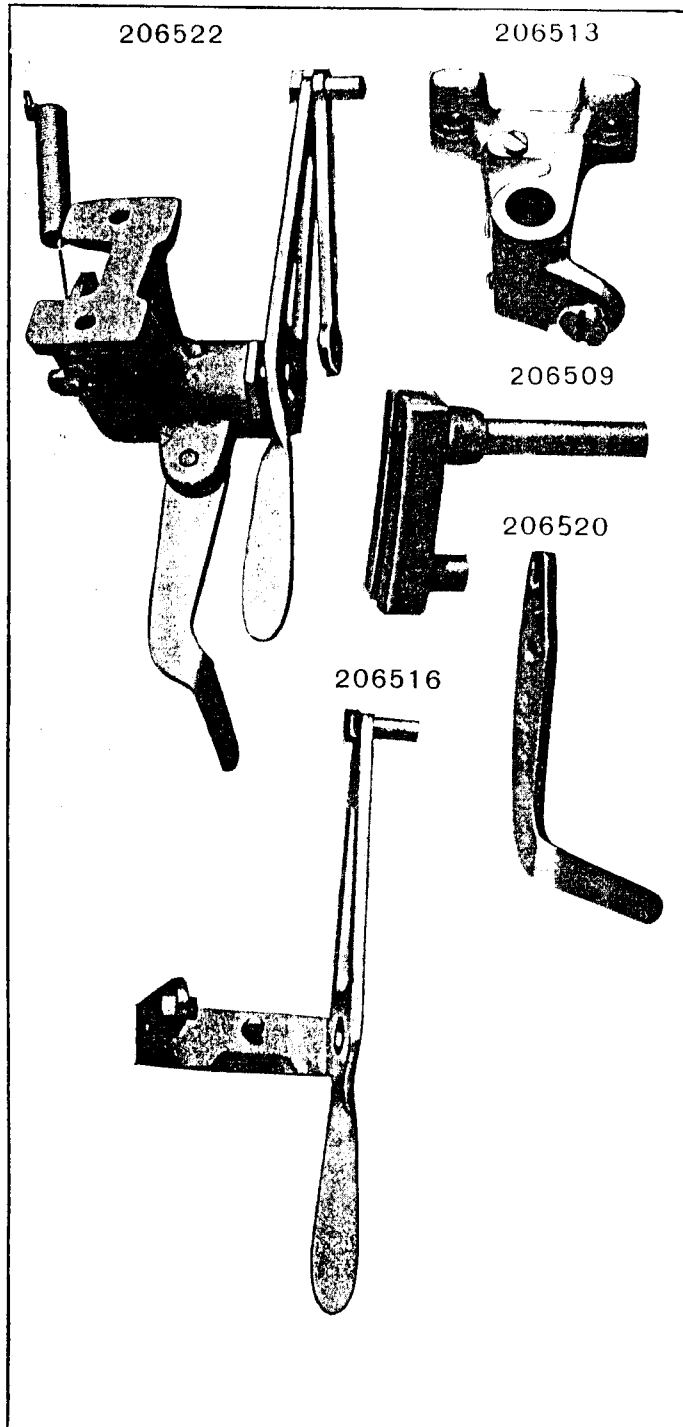


PLATE 10564—FULL SIZE

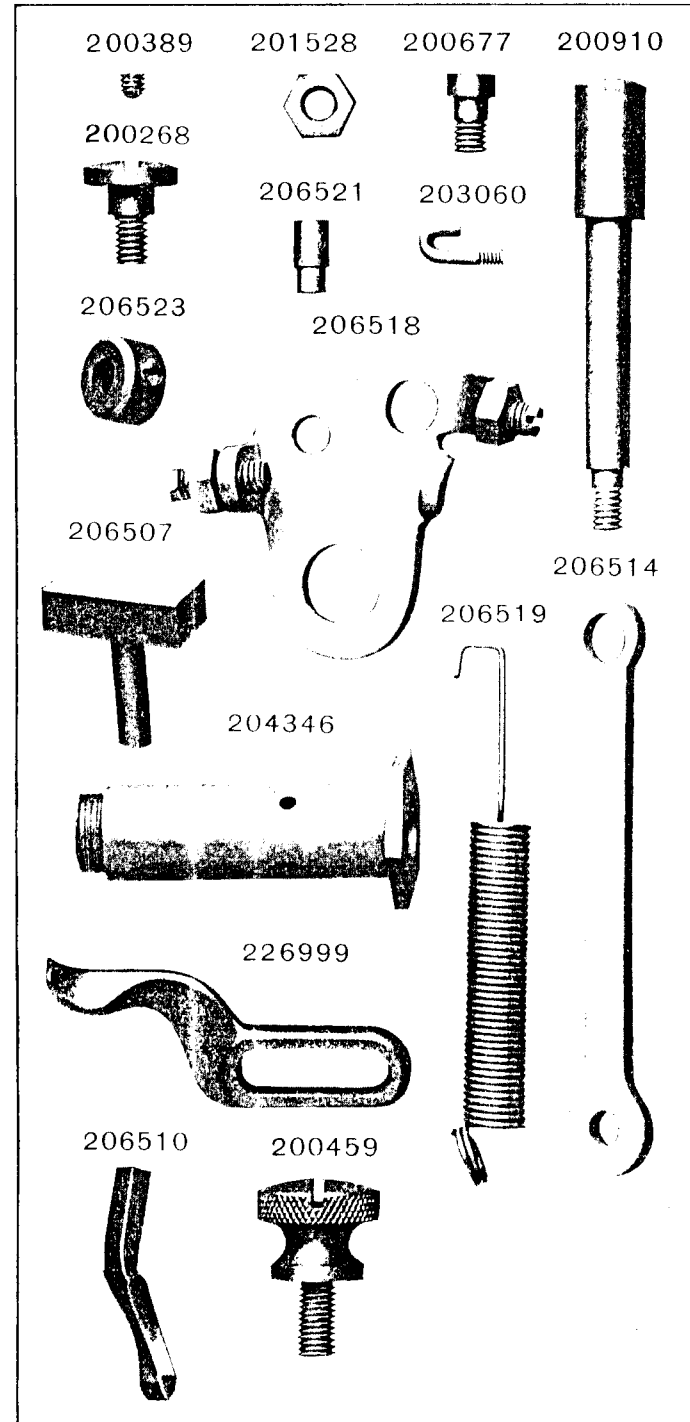
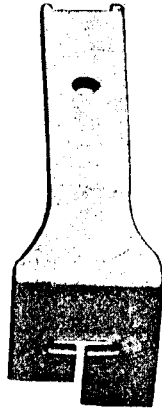


PLATE 10598—FULL SIZE

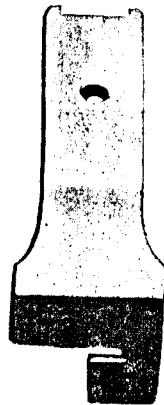
207120




207132



207105



207118

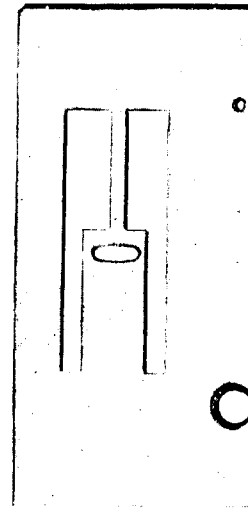


207164

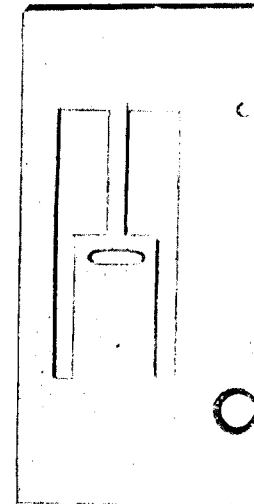


PLATE 10629—FULL SIZE

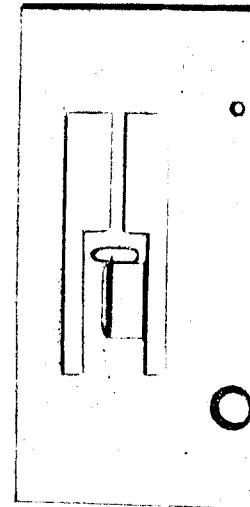
207393



207394



207395



207650

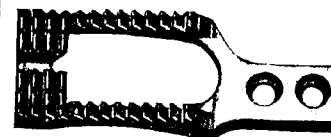


PLATE 10630-FULL SIZE

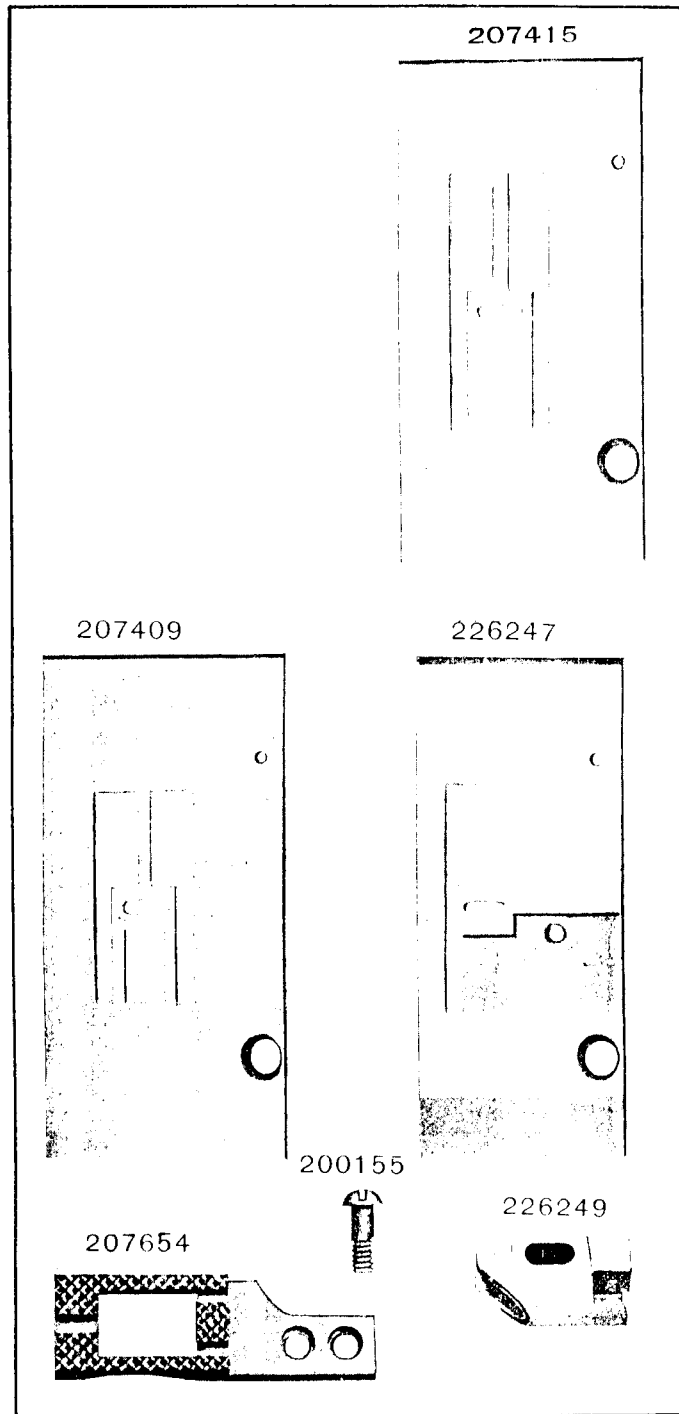


PLATE 10632-FULL SIZE

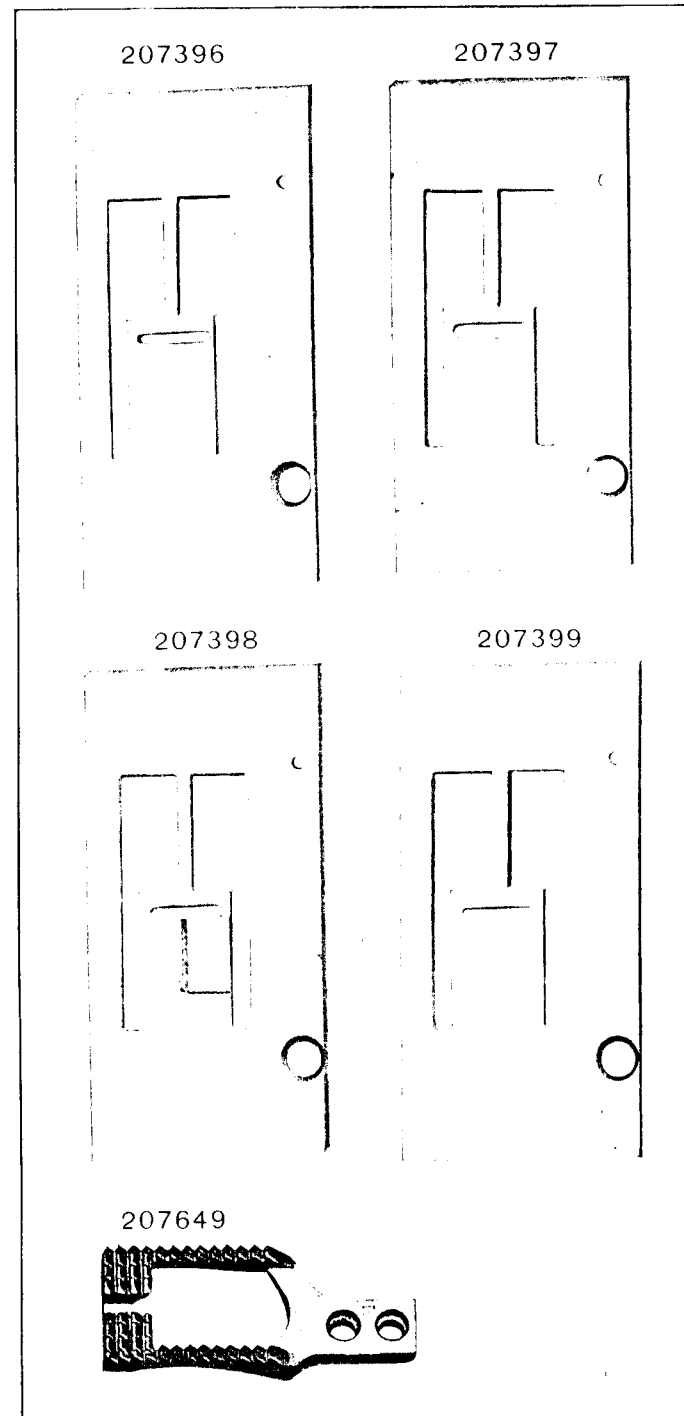


PLATE 10633—FULL SIZE

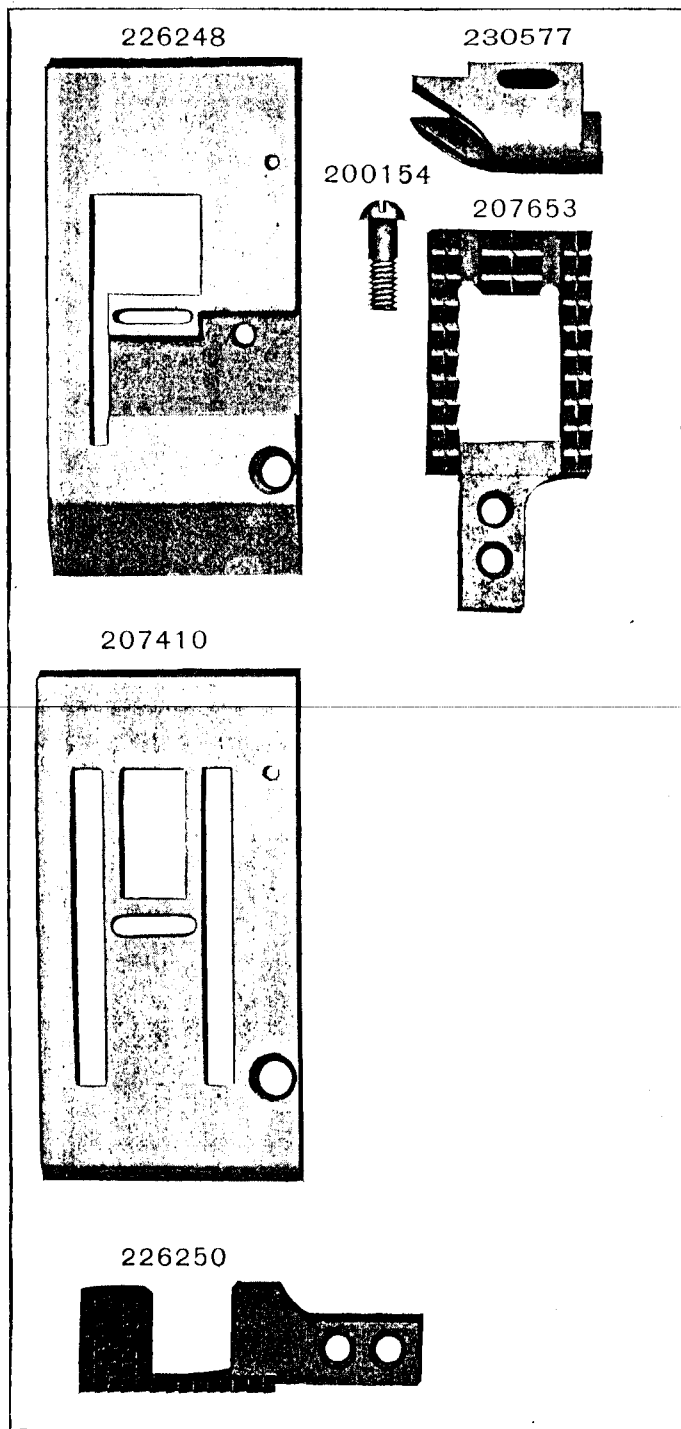


PLATE 10644—FULL SIZE

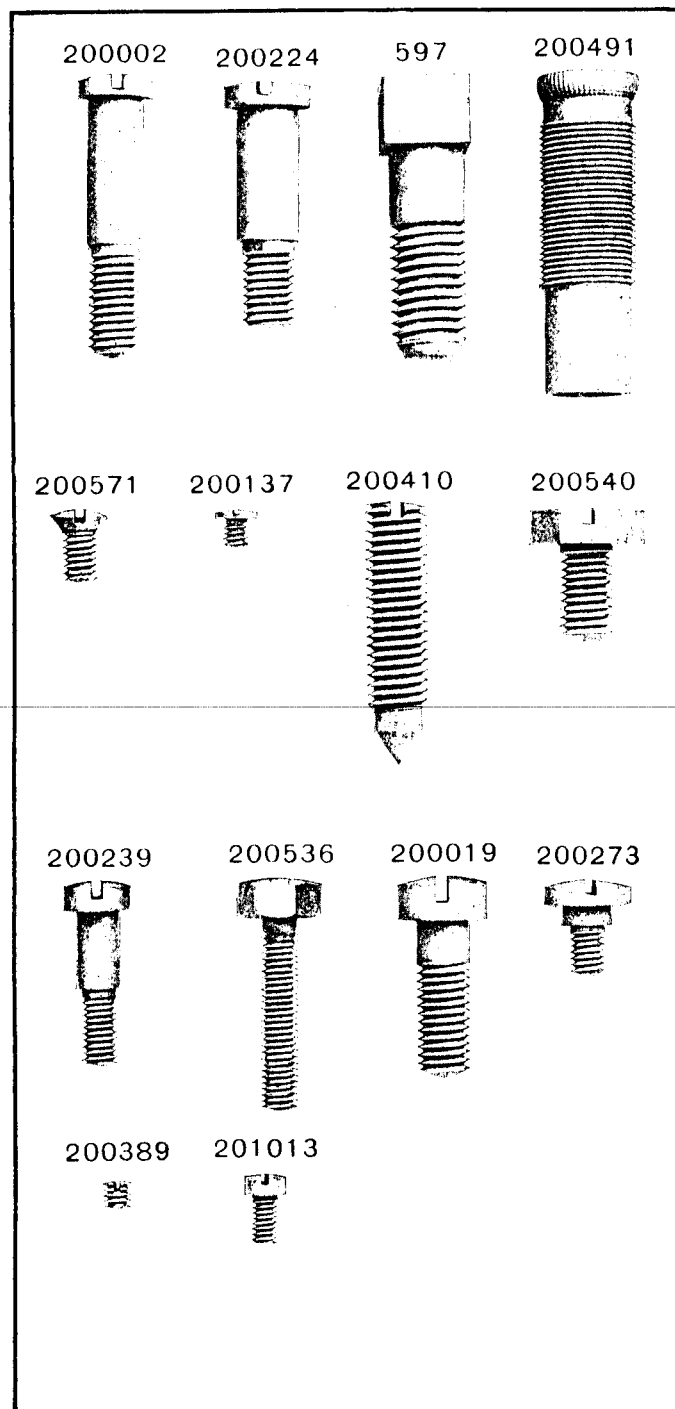


PLATE 10645—FULL SIZE

200482



207121



207404



207402



207403



207405

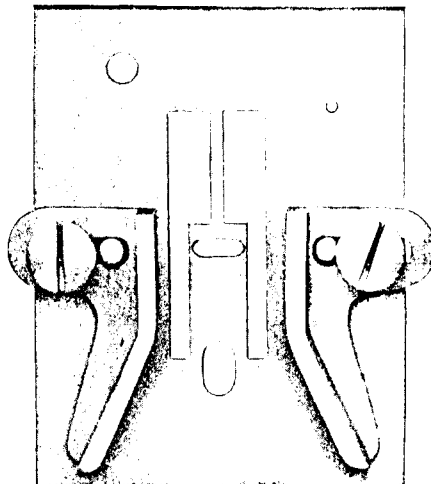




PLATE 10646—FULL SIZE

207406



207414



207652

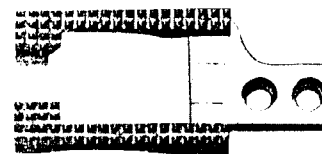


PLATE 10649 - FULL SIZE

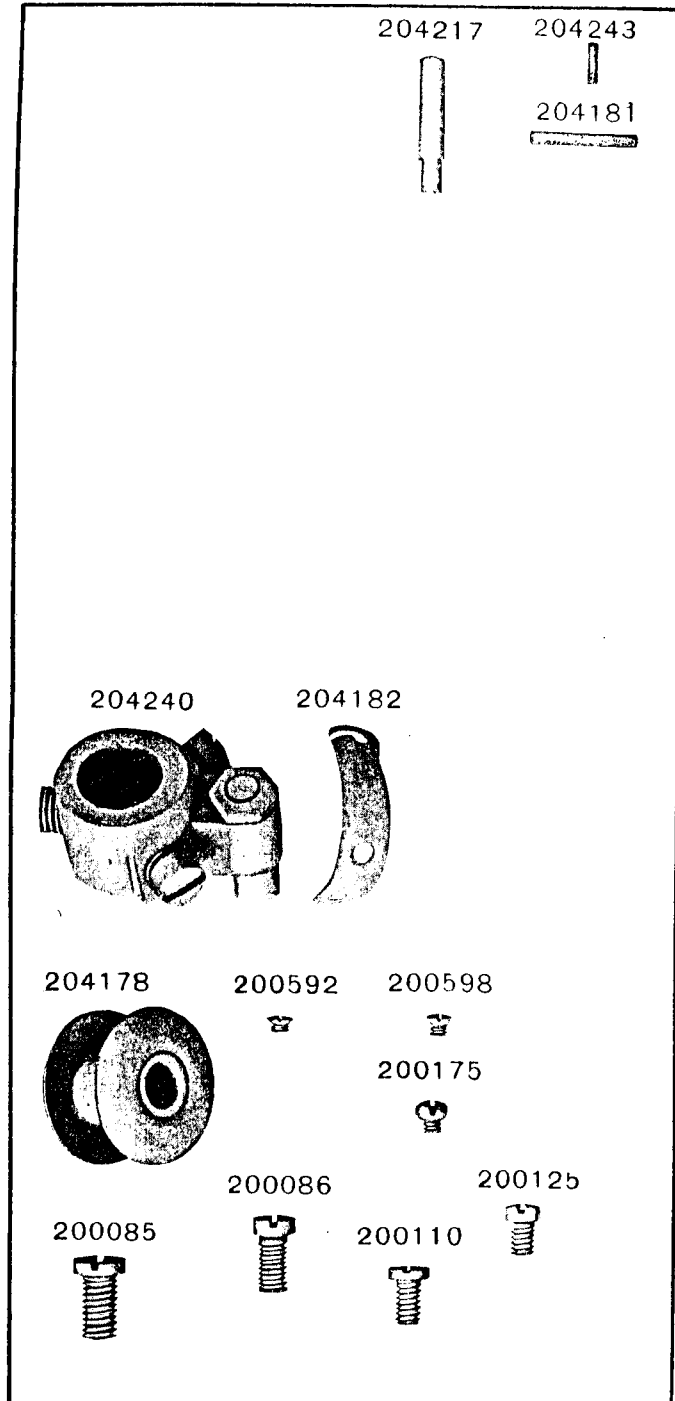


PLATE 10656 - FULL SIZE

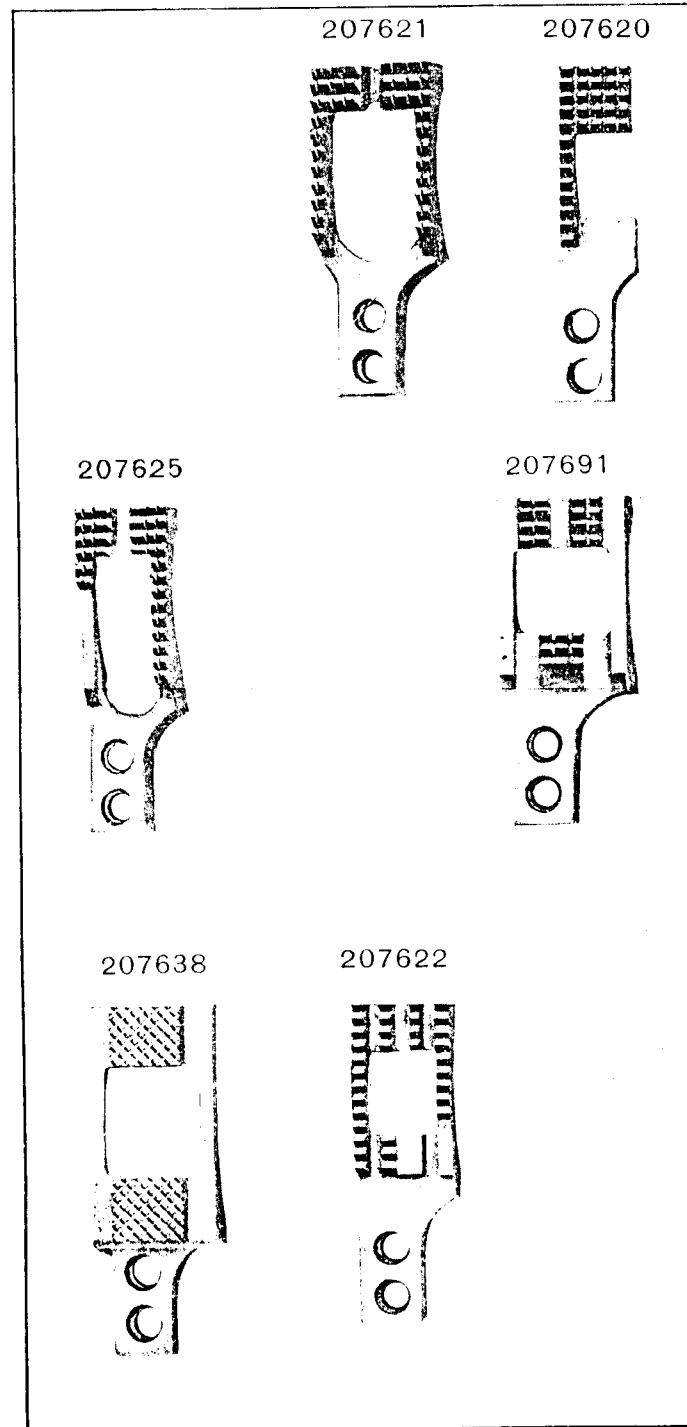
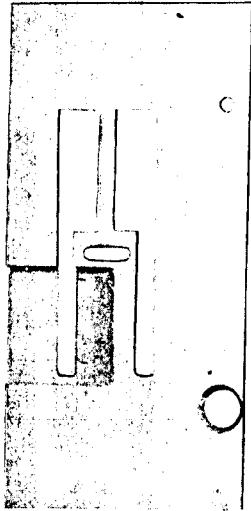
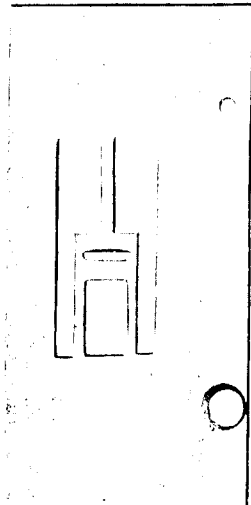


PLATE 10657--FULL SIZE

207494



207493



207492

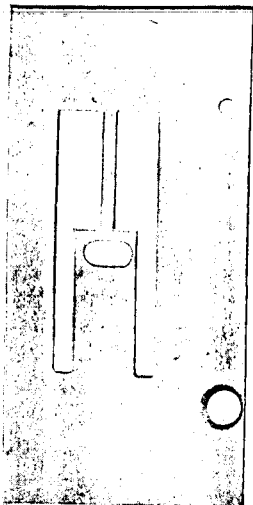
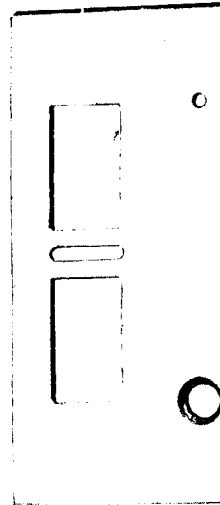
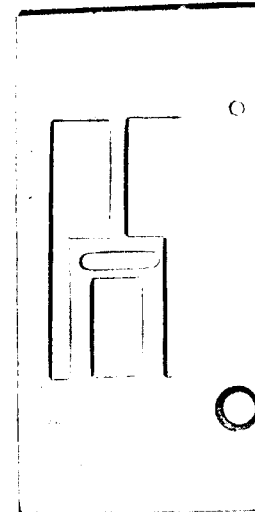


PLATE 10659--FULL SIZE

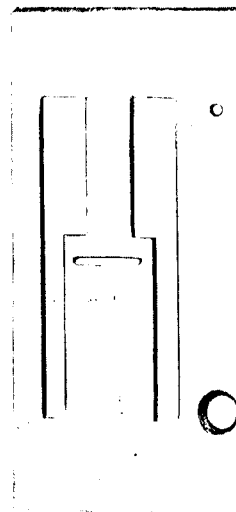
207495



207500



207498



207498

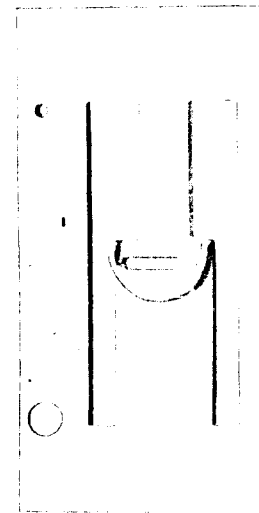


PLATE 10662 - FULL SIZE

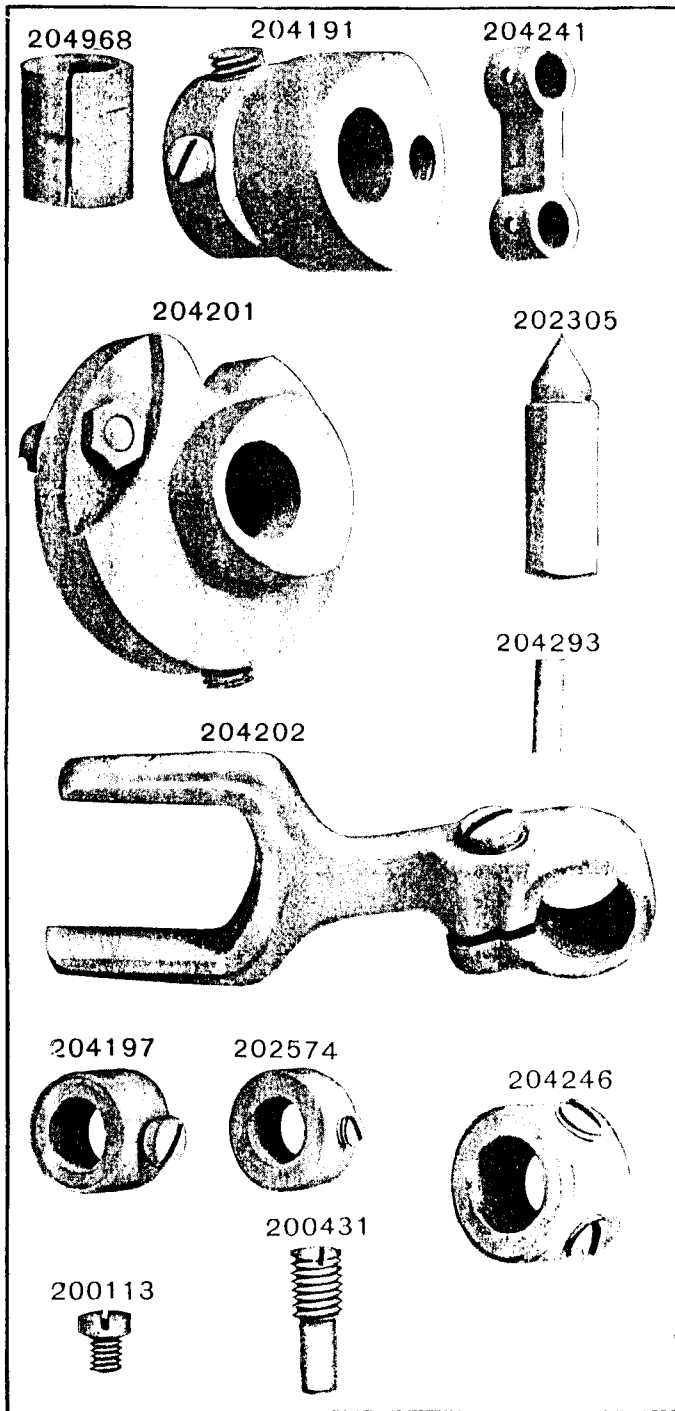


PLATE 10663 - FULL SIZE

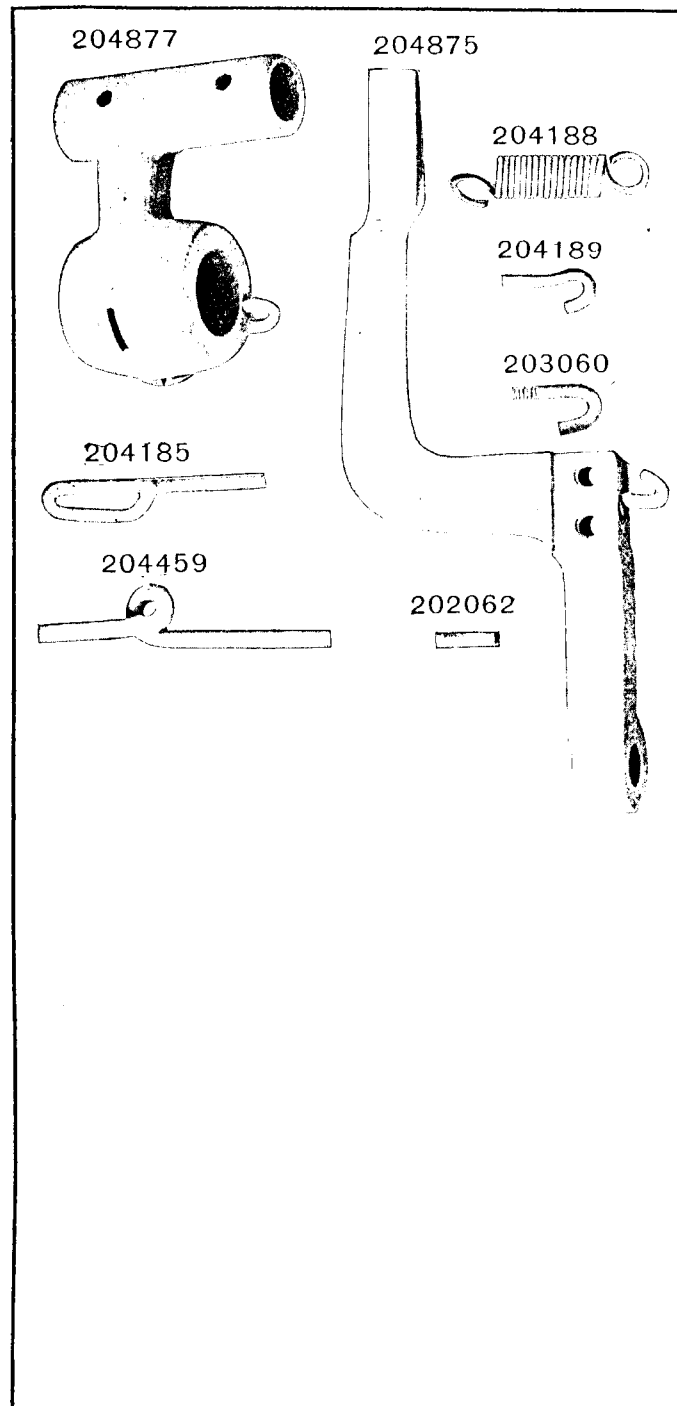


PLATE 10665 - FULL SIZE

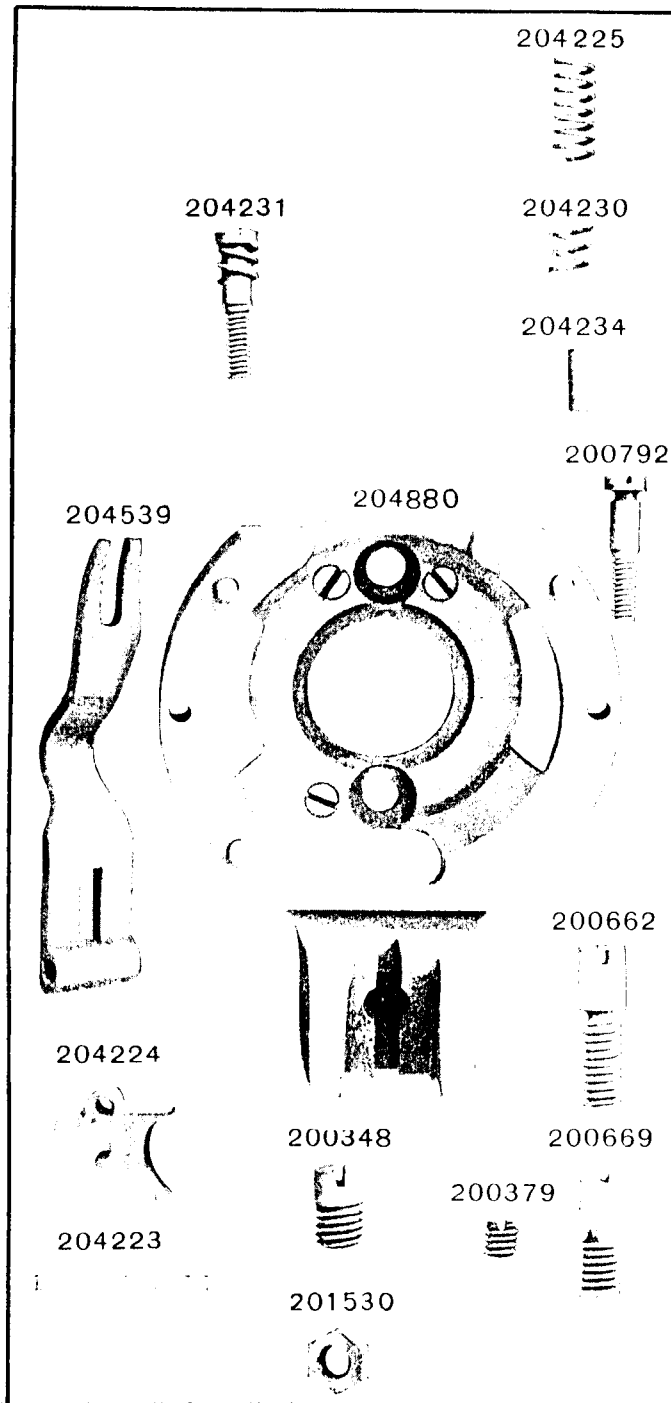


PLATE 10669 - FULL SIZE

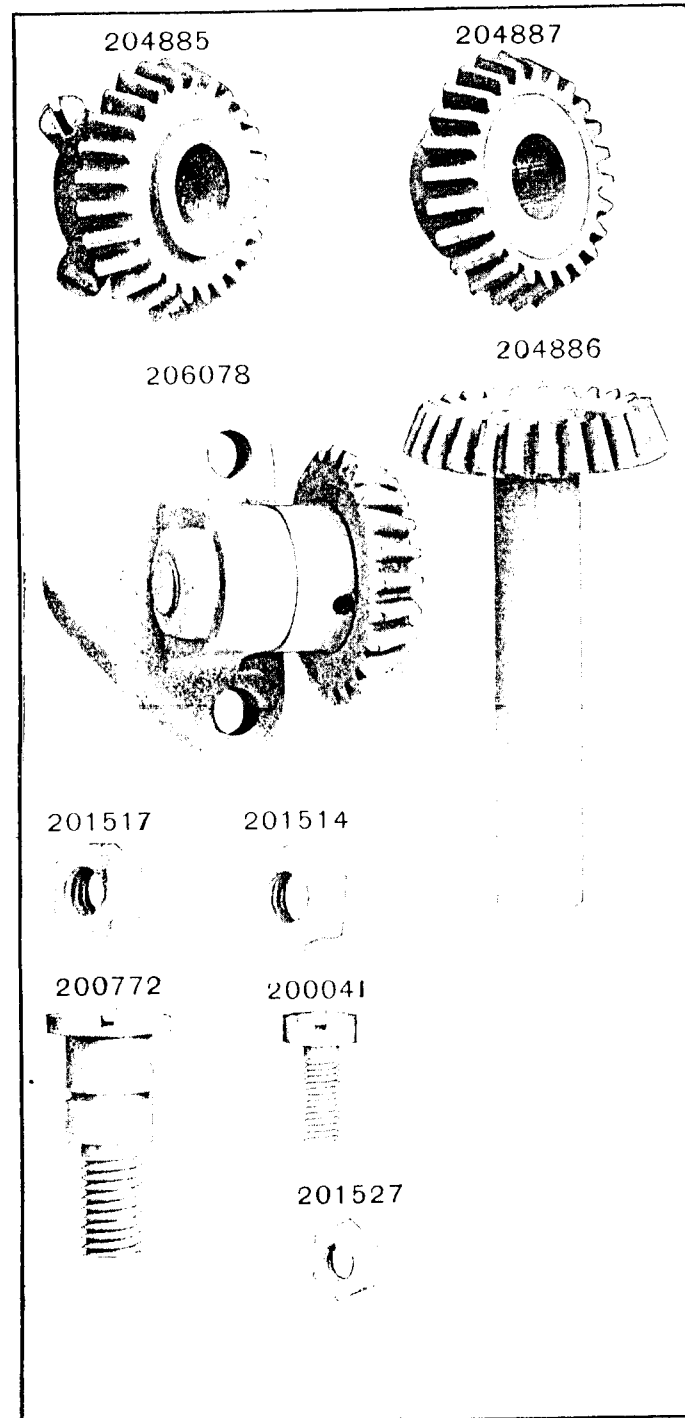


PLATE 10671 - FULL SIZE

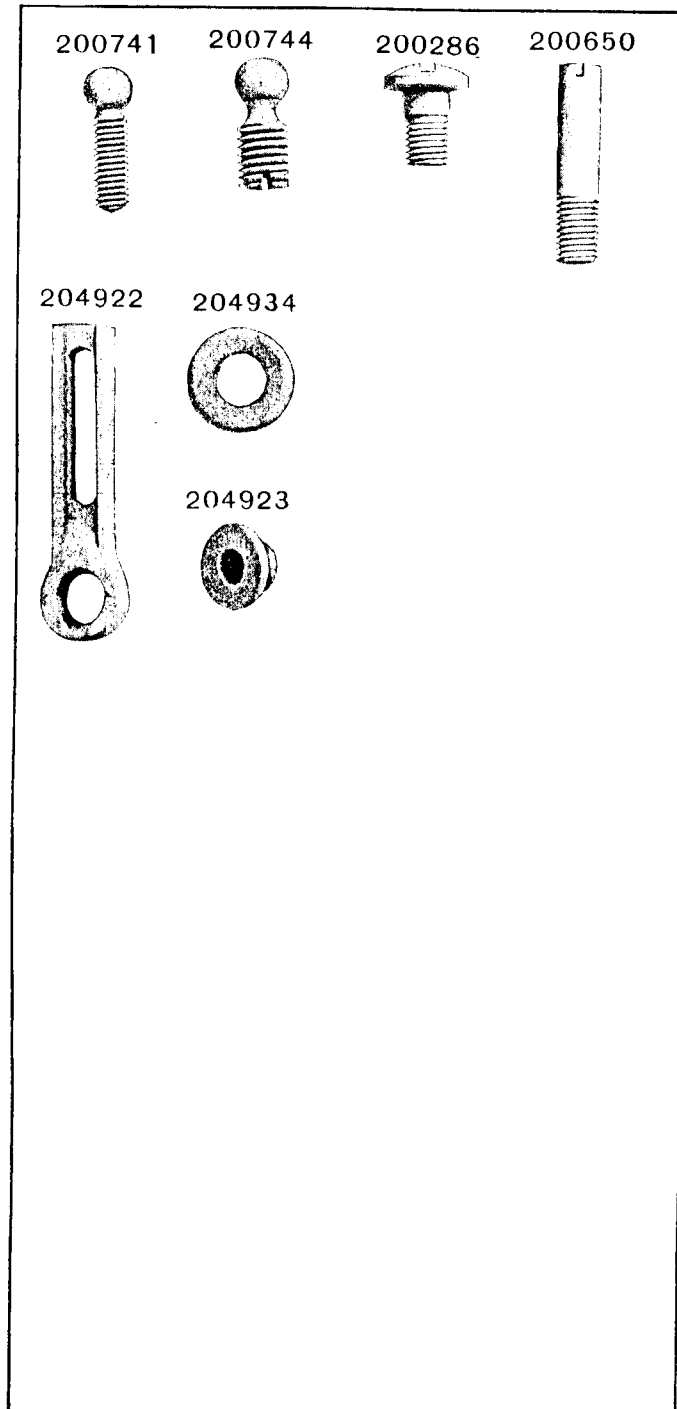


PLATE 10673 - FULL SIZE

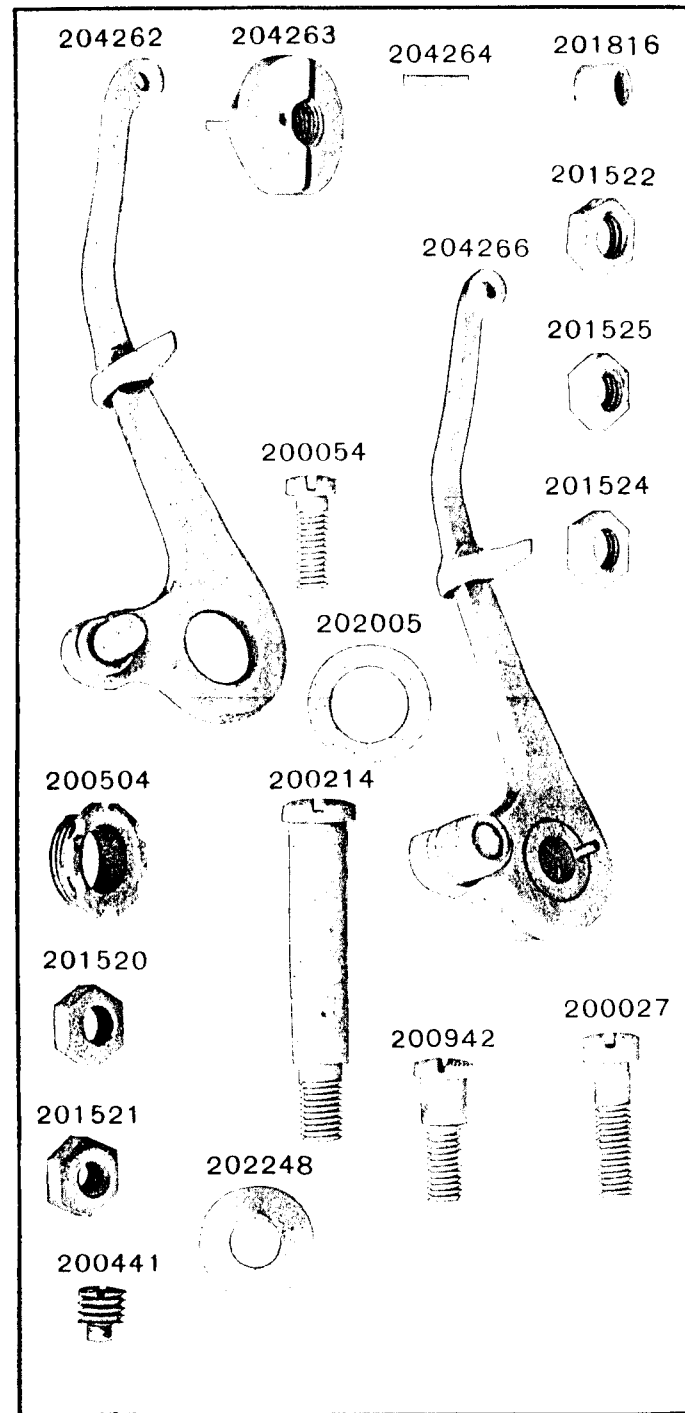


PLATE 10675 - FULL SIZE




PLATE 11126 - ONE-SIXTH SIZE

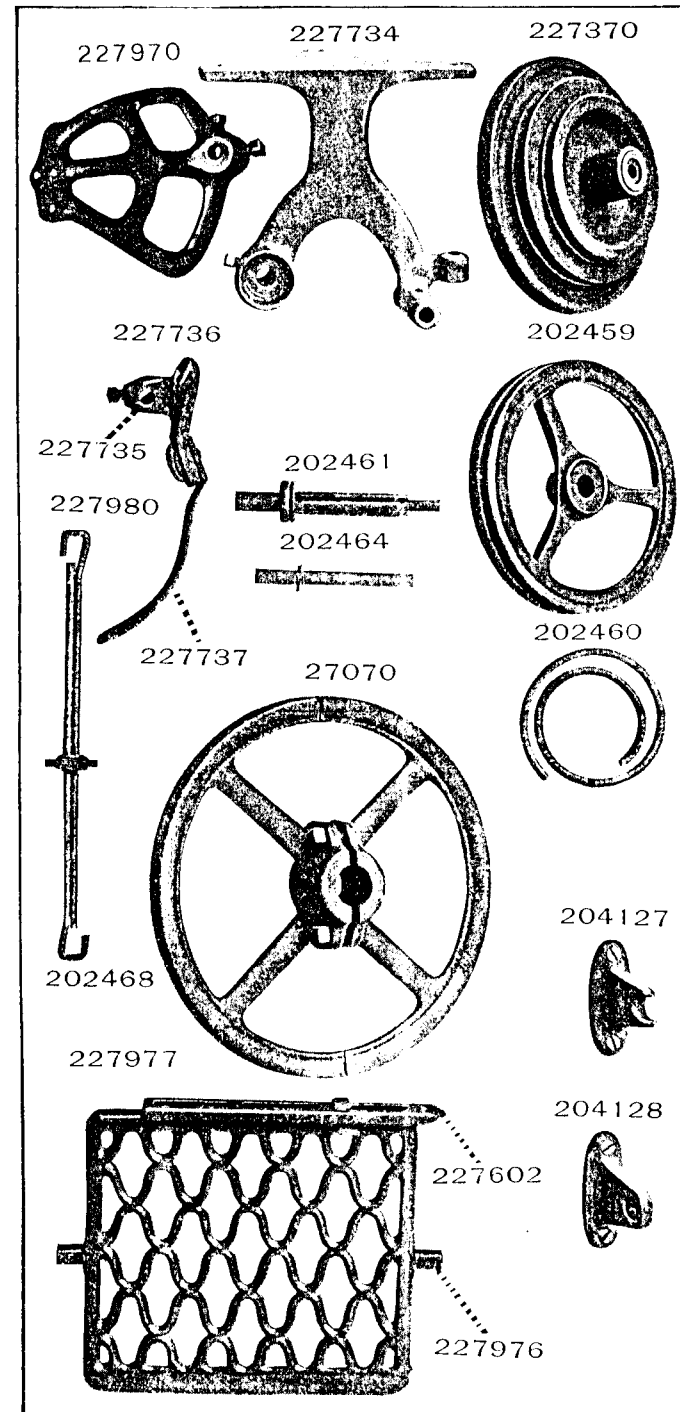


PLATE 11156-ONE-FOURTH SIZE

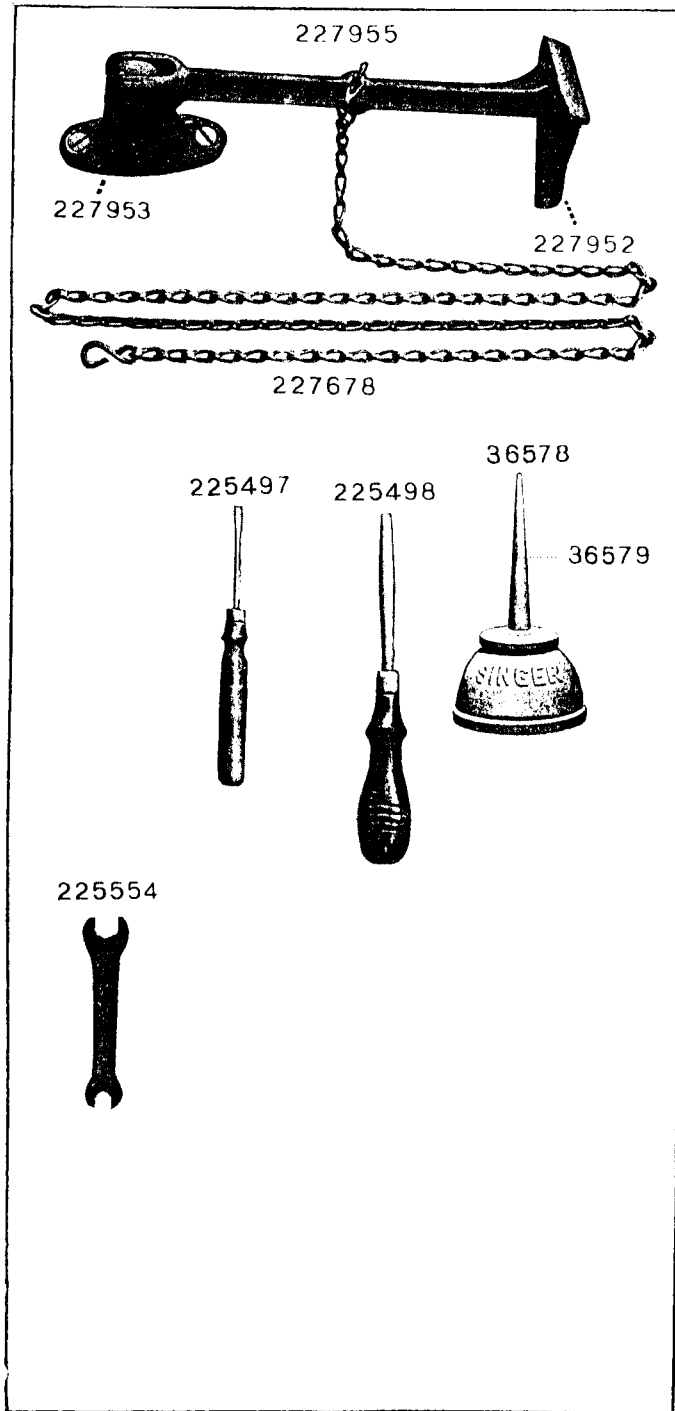


PLATE 12153-ONE-HALF SIZE

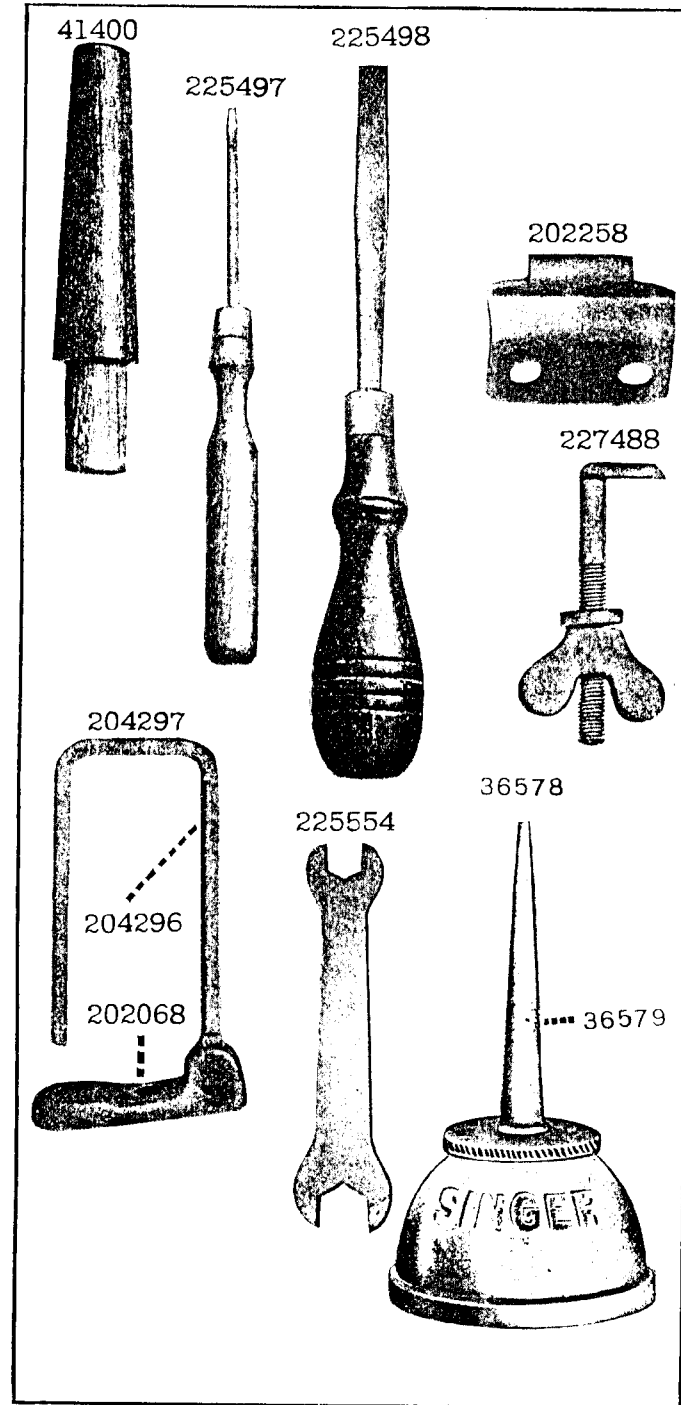


PLATE 12311-FULL SIZE

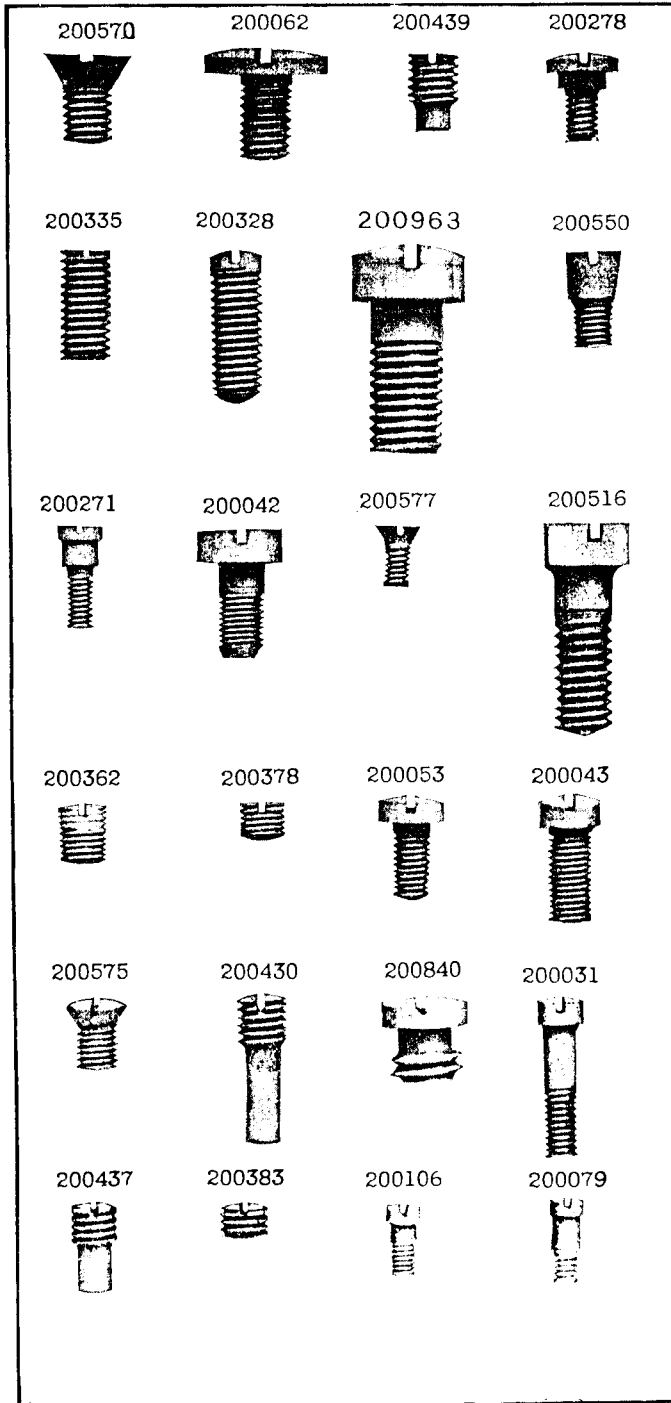


PLATE 12319 -FULL SIZE

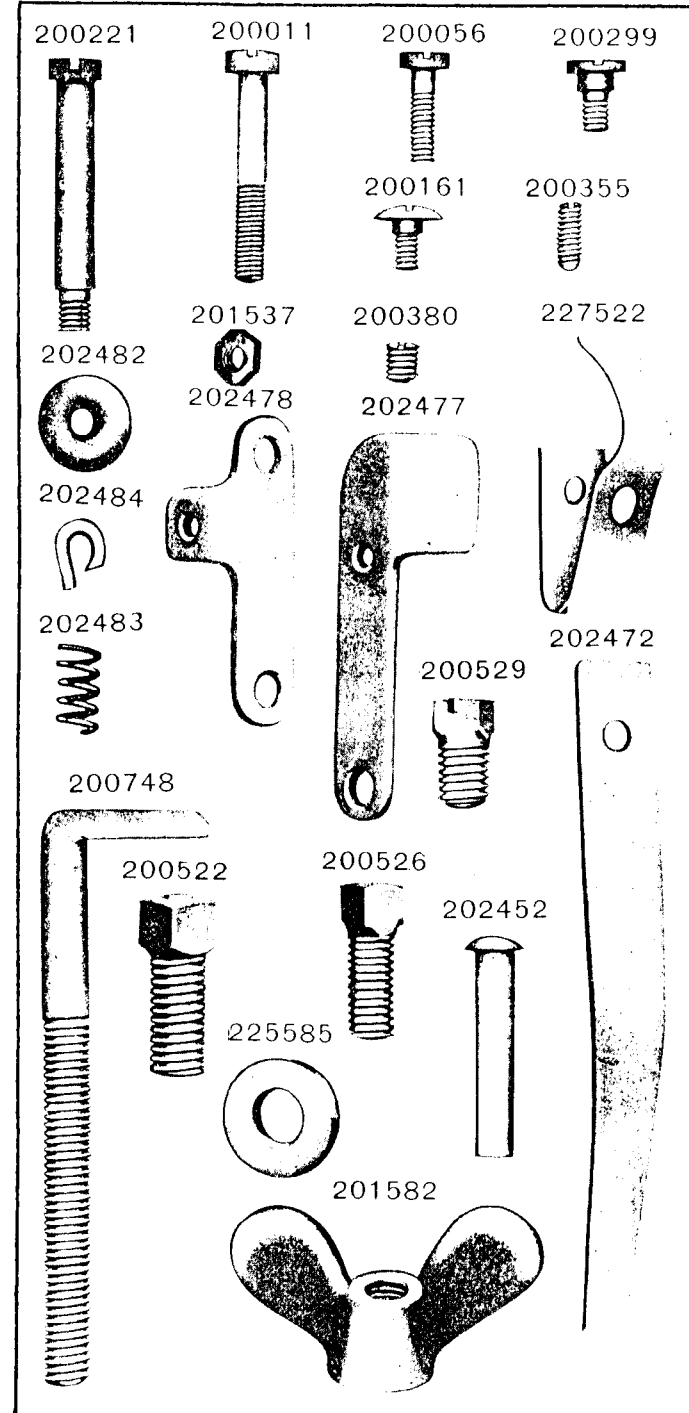


PLATE 12320-ONE-HALF SIZE

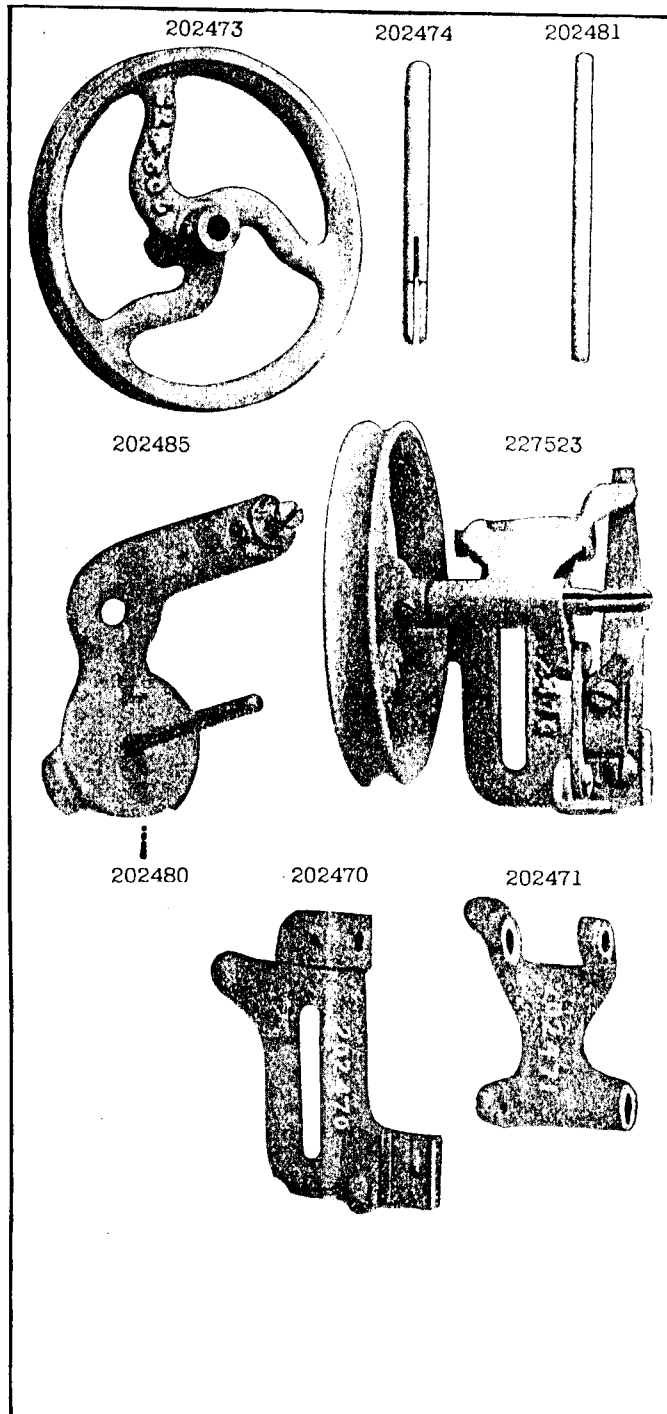


PLATE 12321-FULL SIZE

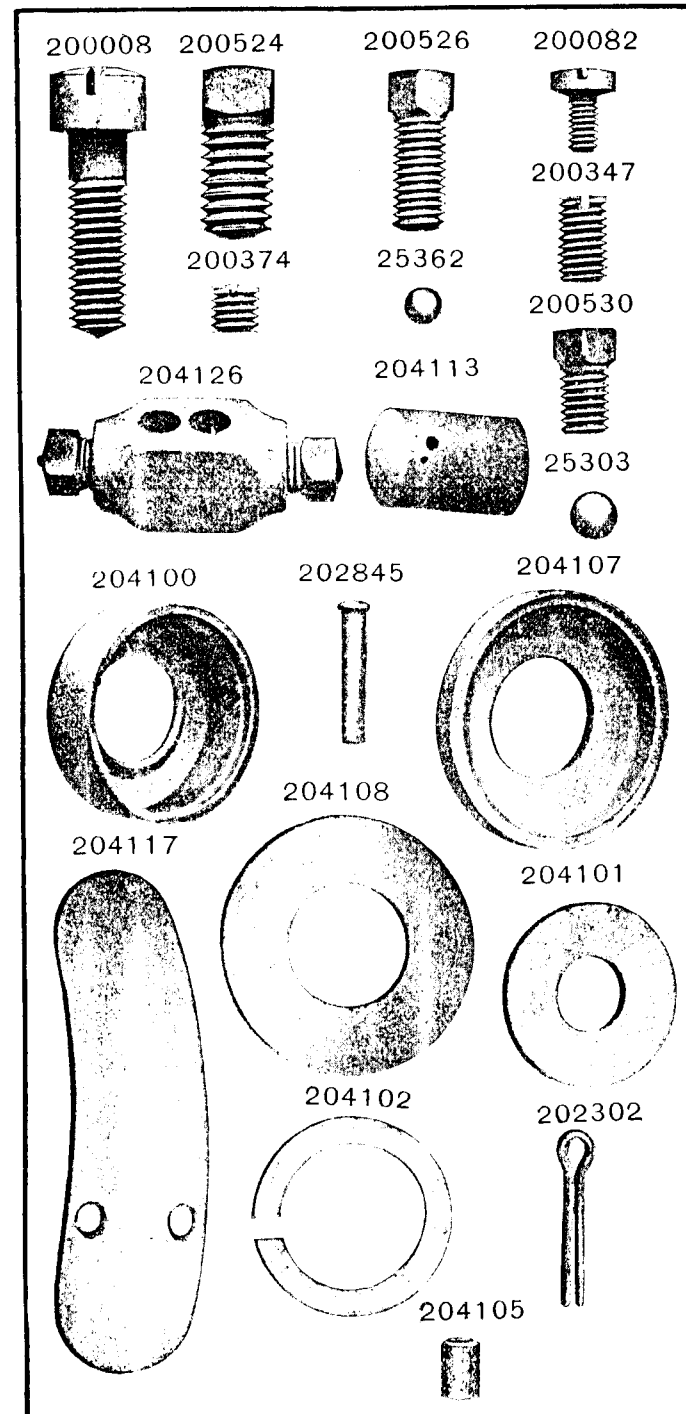


PLATE 12322-FULL SIZE

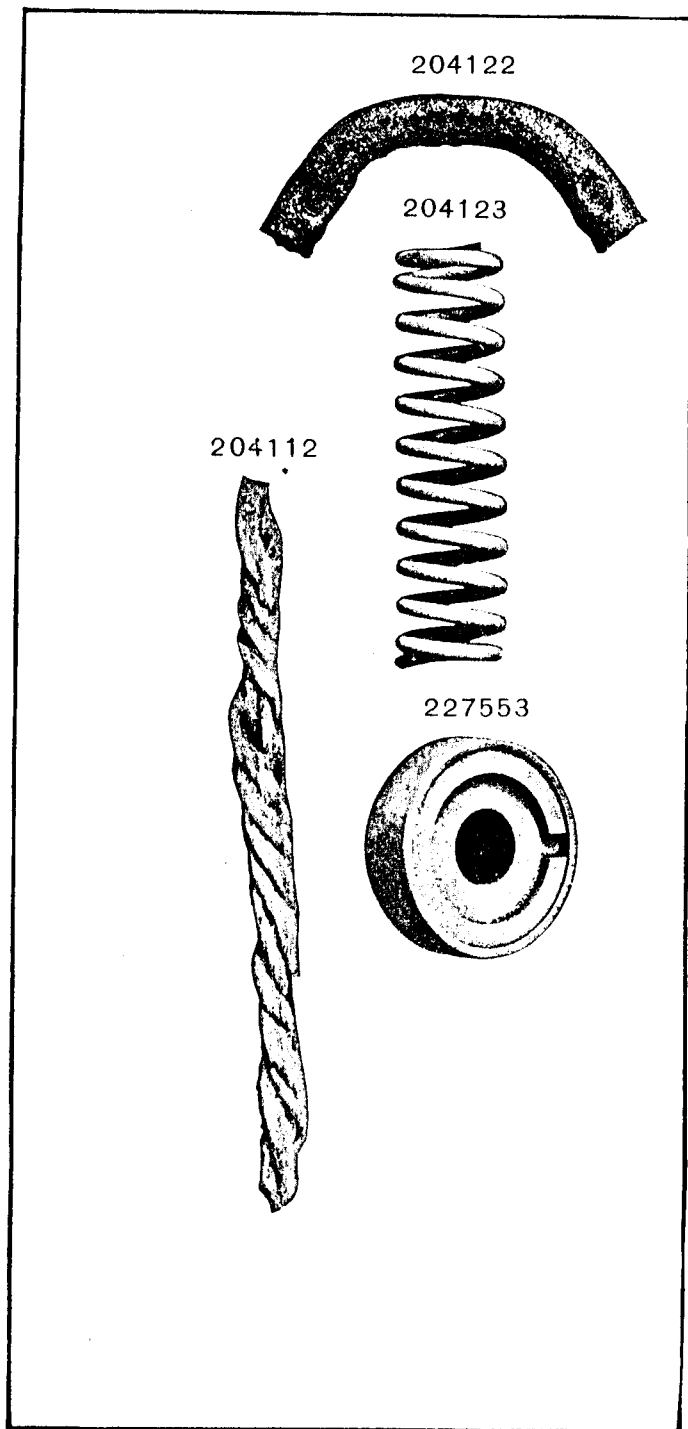


PLATE 12670-ONE-HALF SIZE

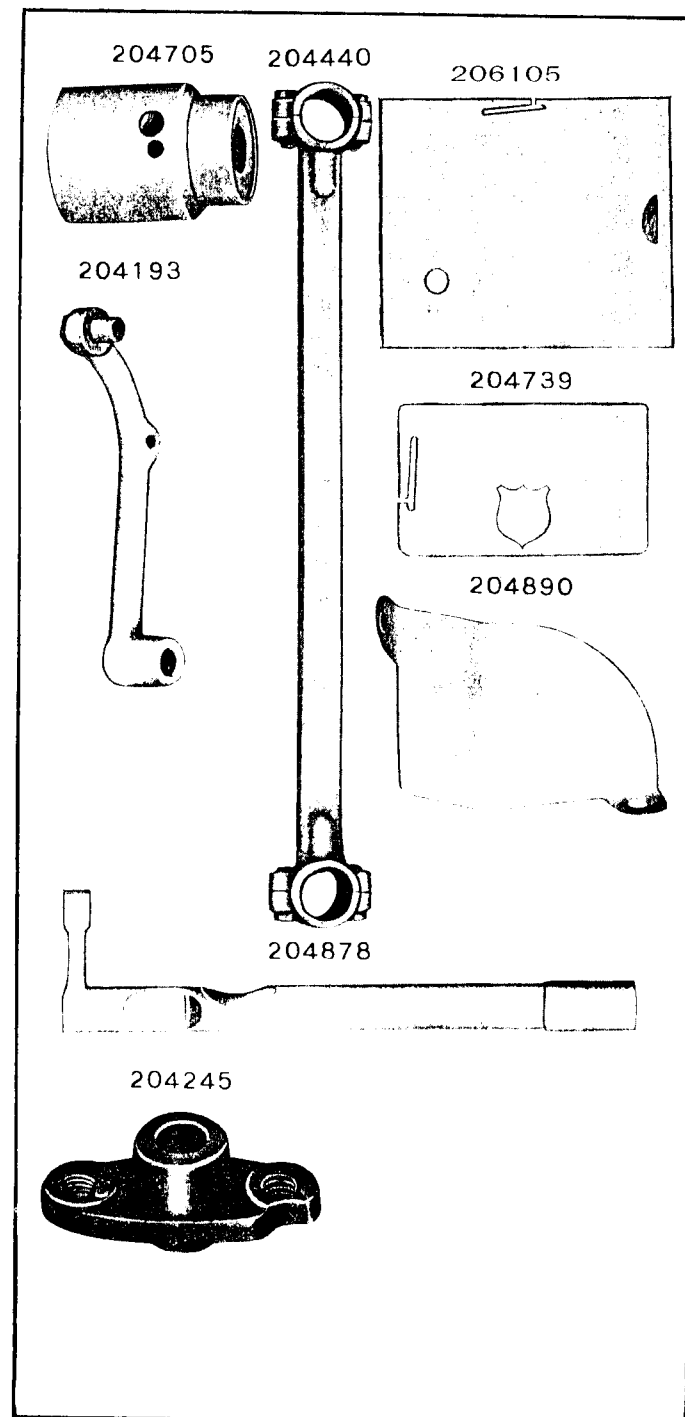


PLATE 12820-FULL SIZE

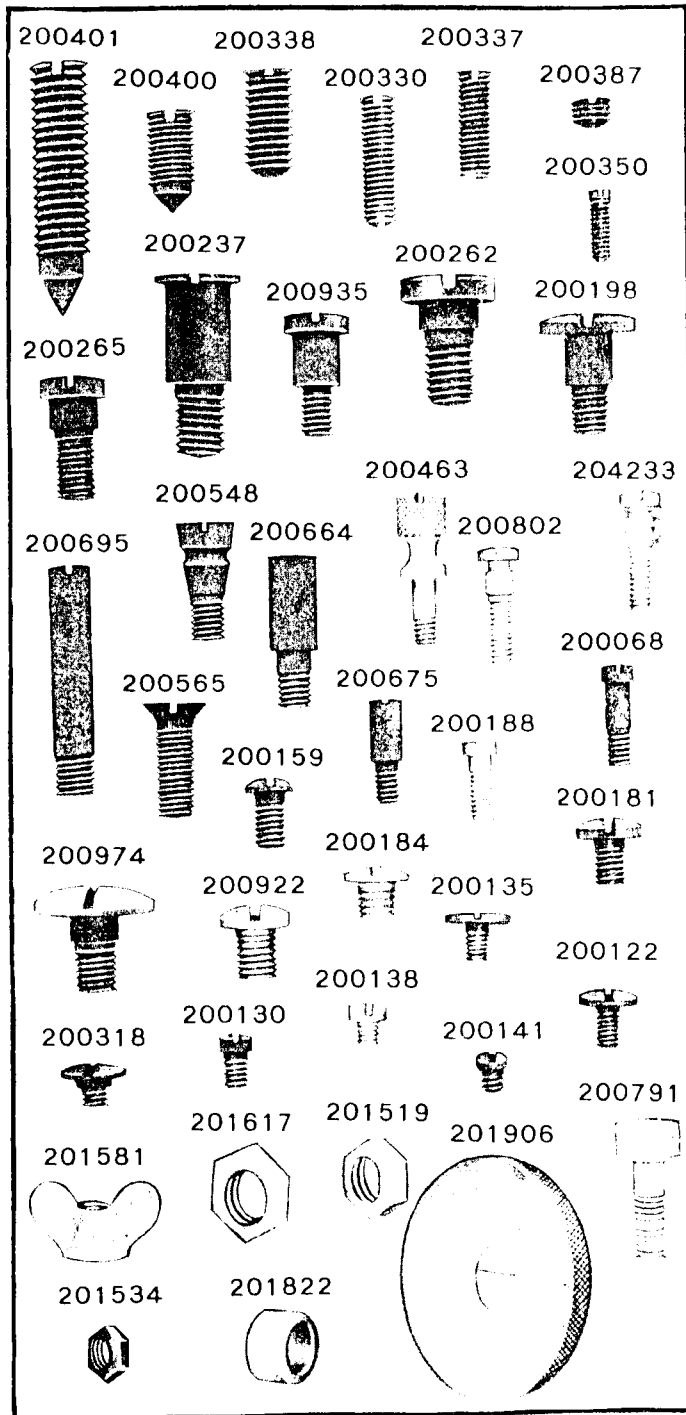


PLATE 12821-FULL SIZE

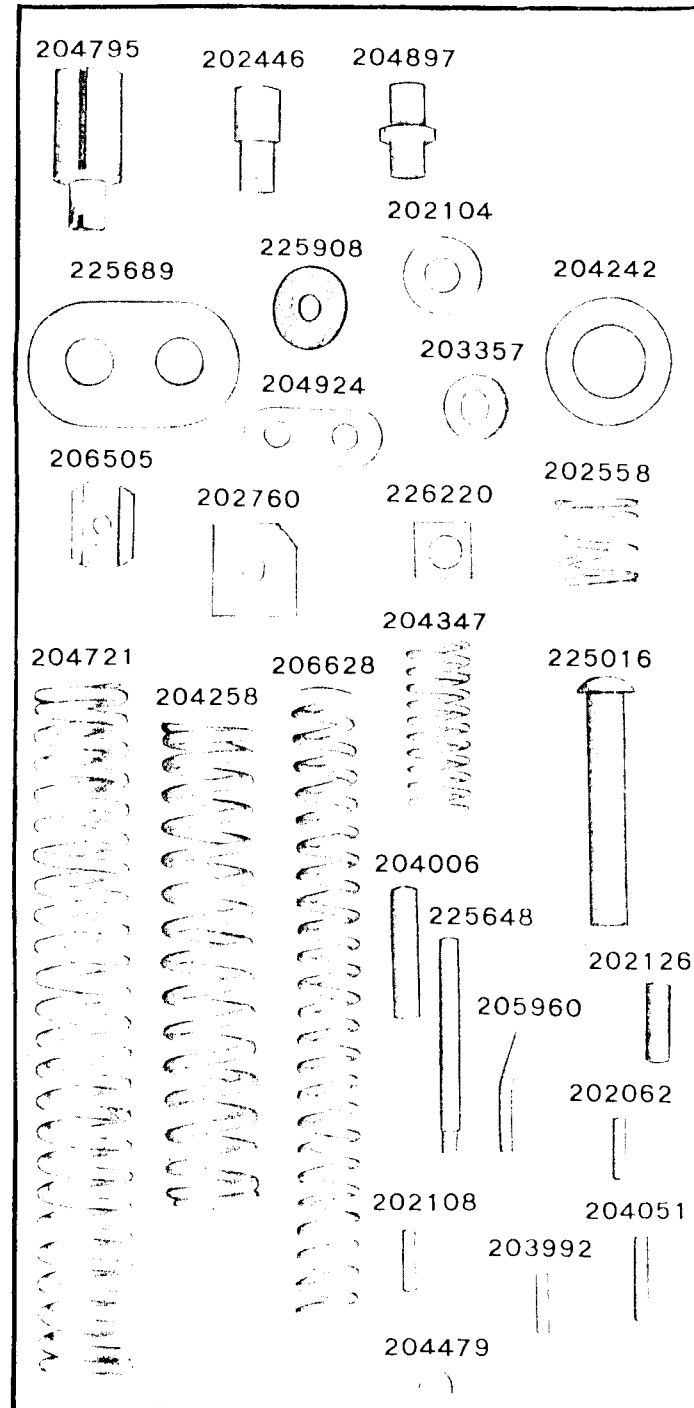


PLATE 12822-FULL SIZE

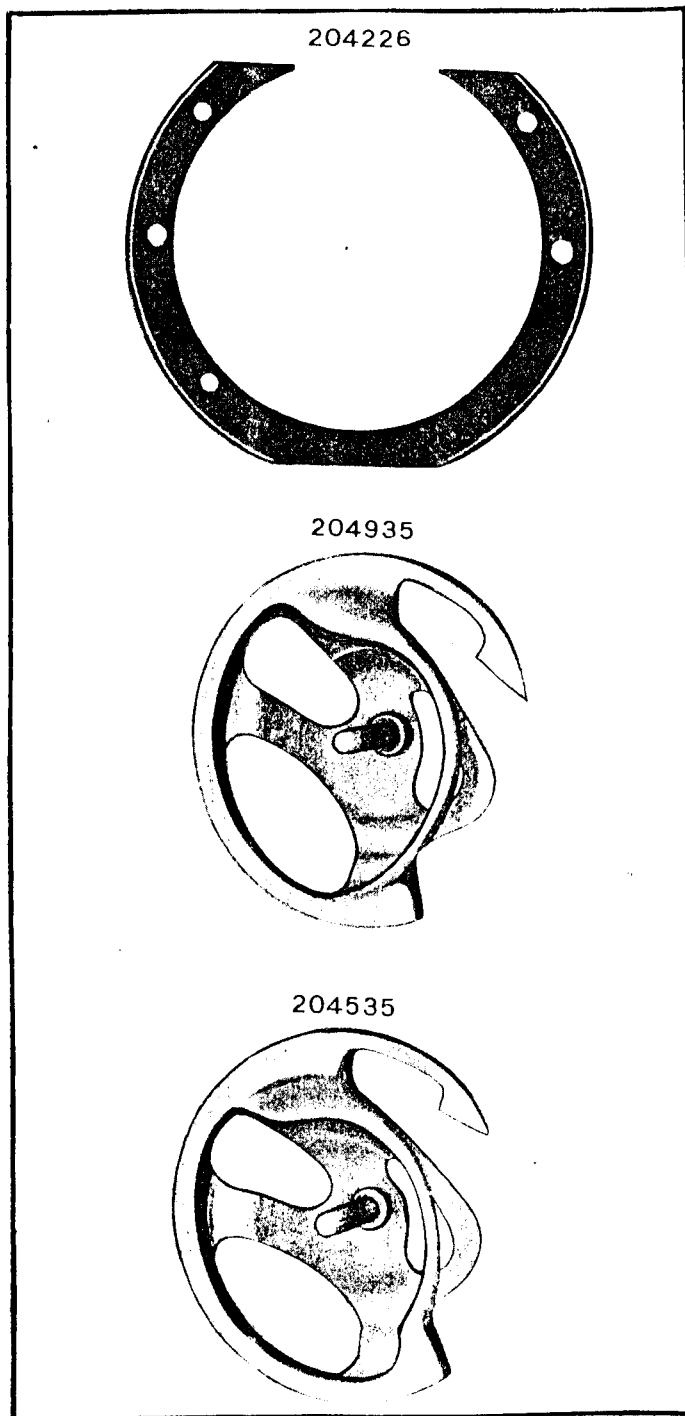


PLATE 12823-FULL SIZE

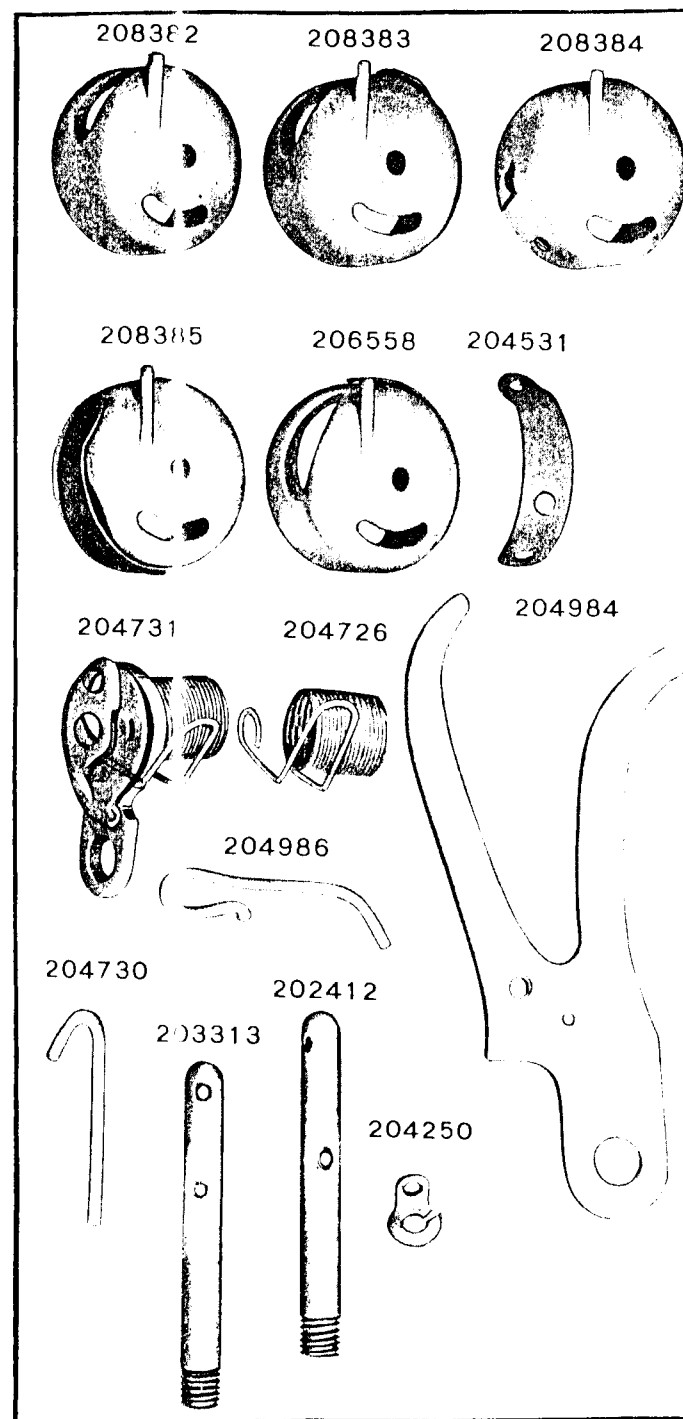


PLATE 12824-FULL SIZE

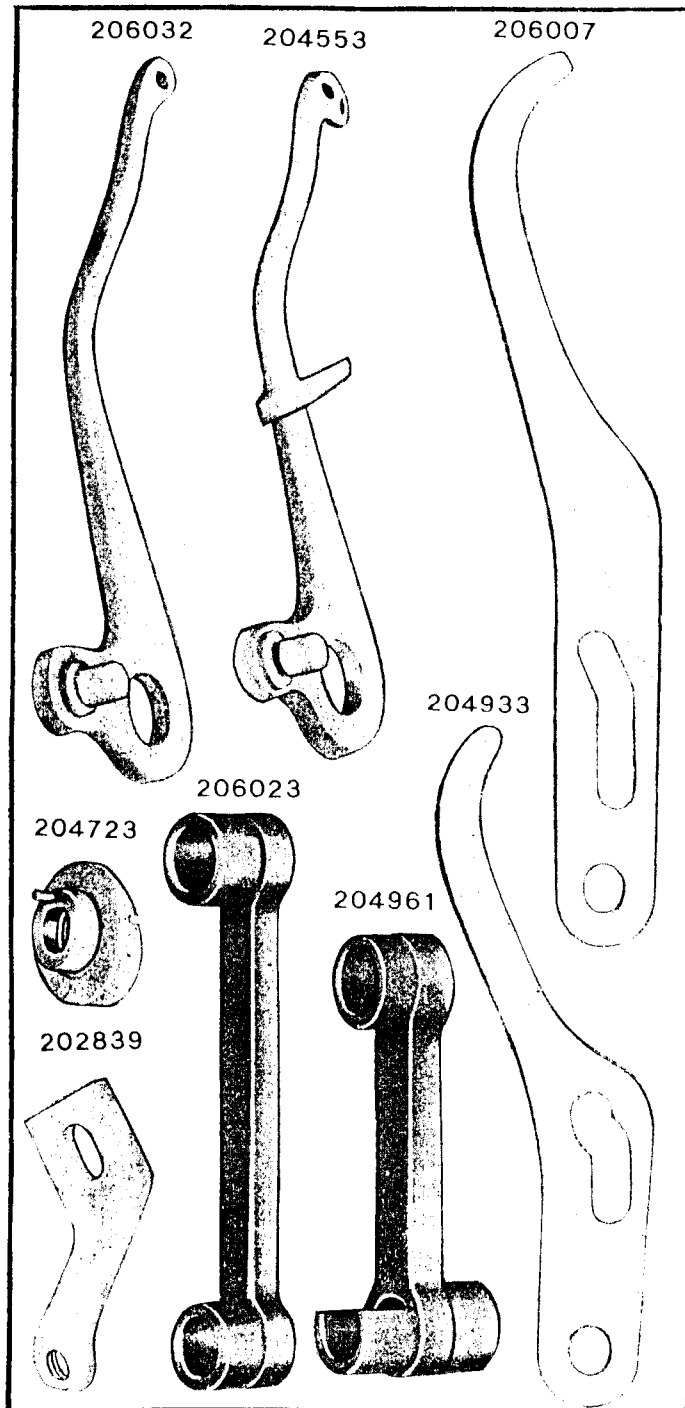


PLATE 12825-FULL SIZE

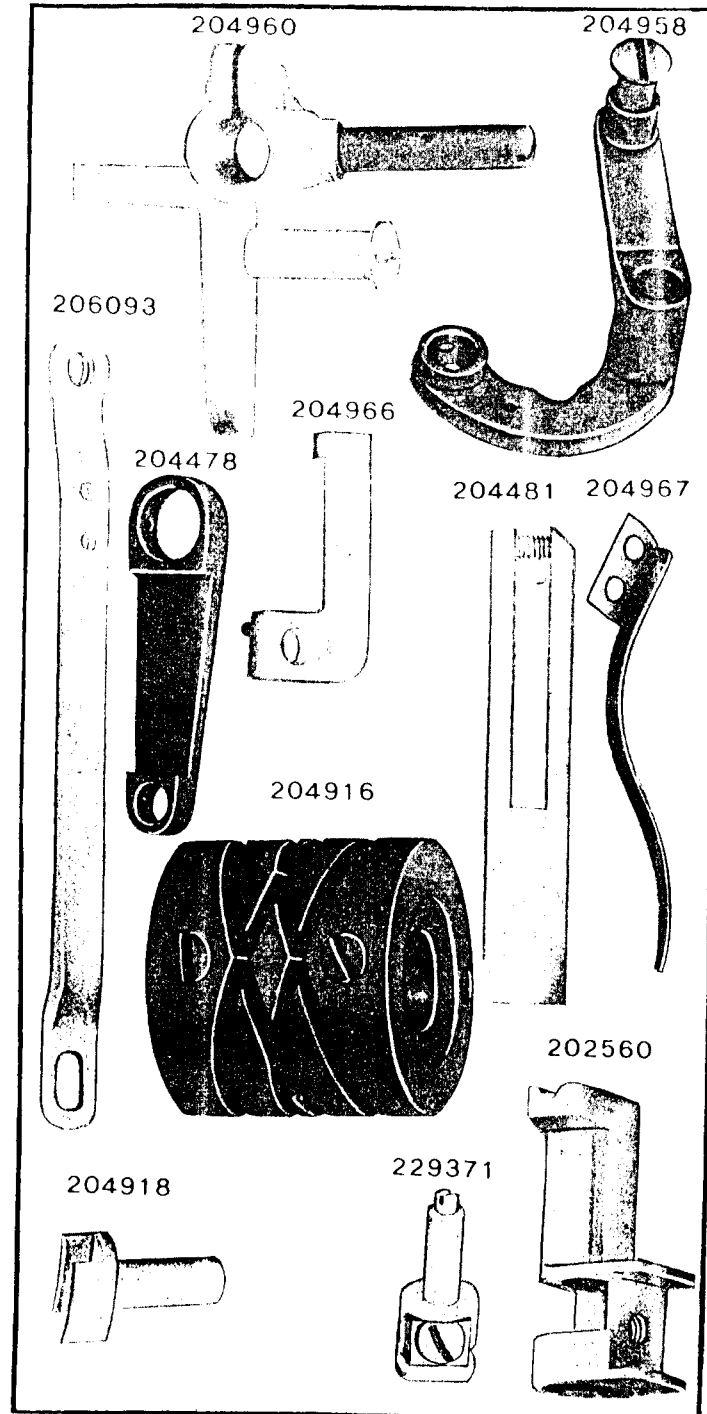


PLATE 12826-FULL SIZE

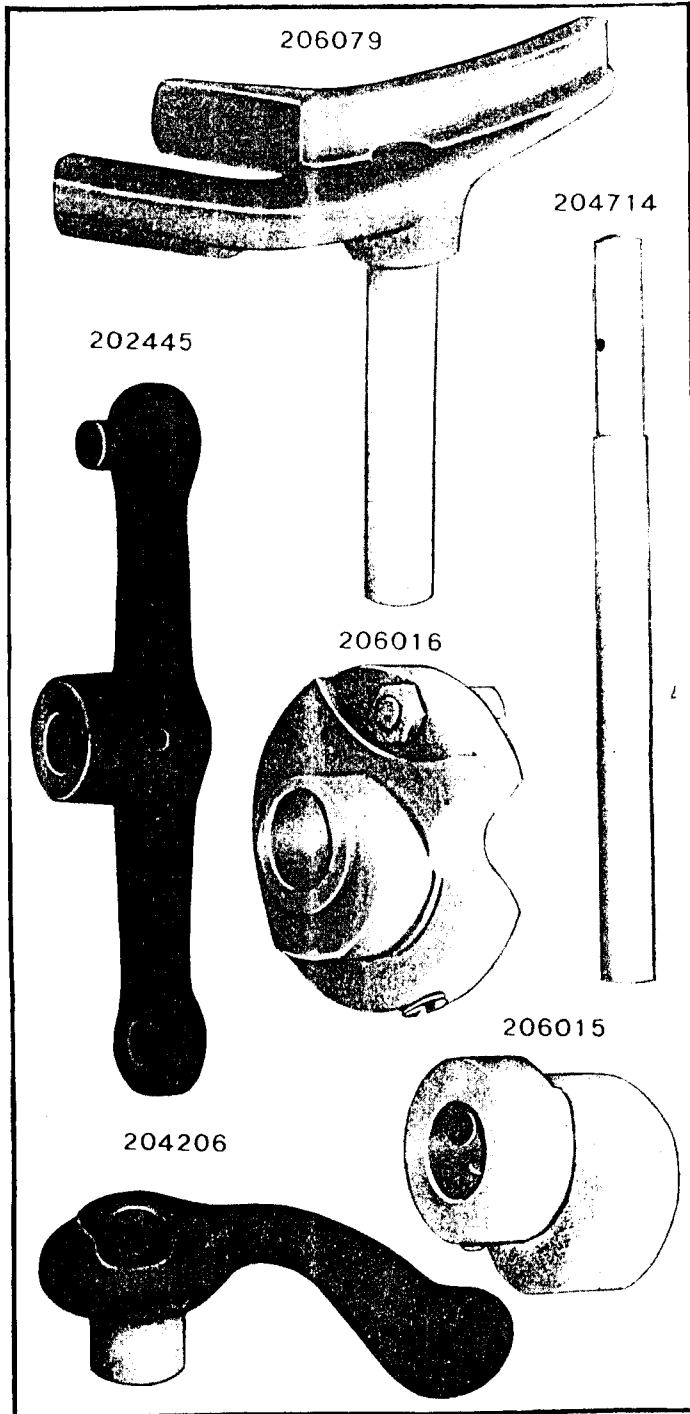


PLATE 12827-FULL SIZE

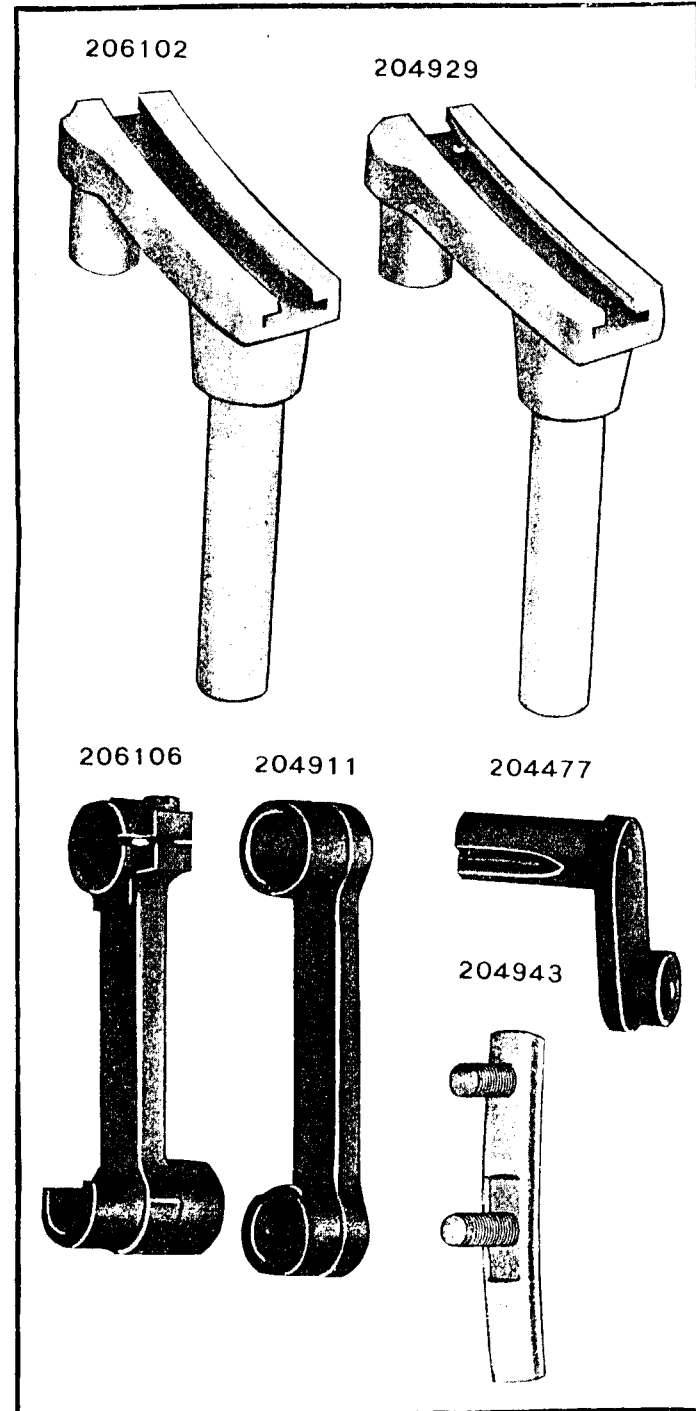


PLATE 12828-FULL SIZE

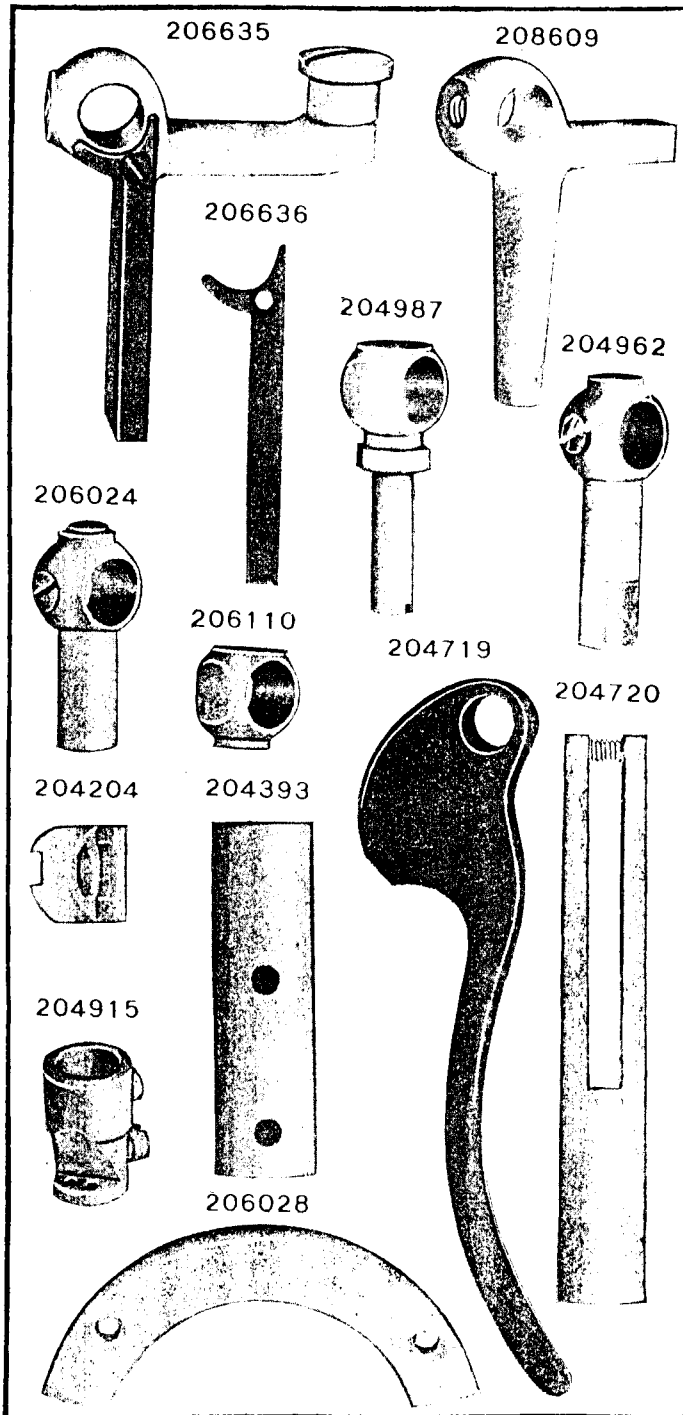


PLATE 12829-FULL SIZE

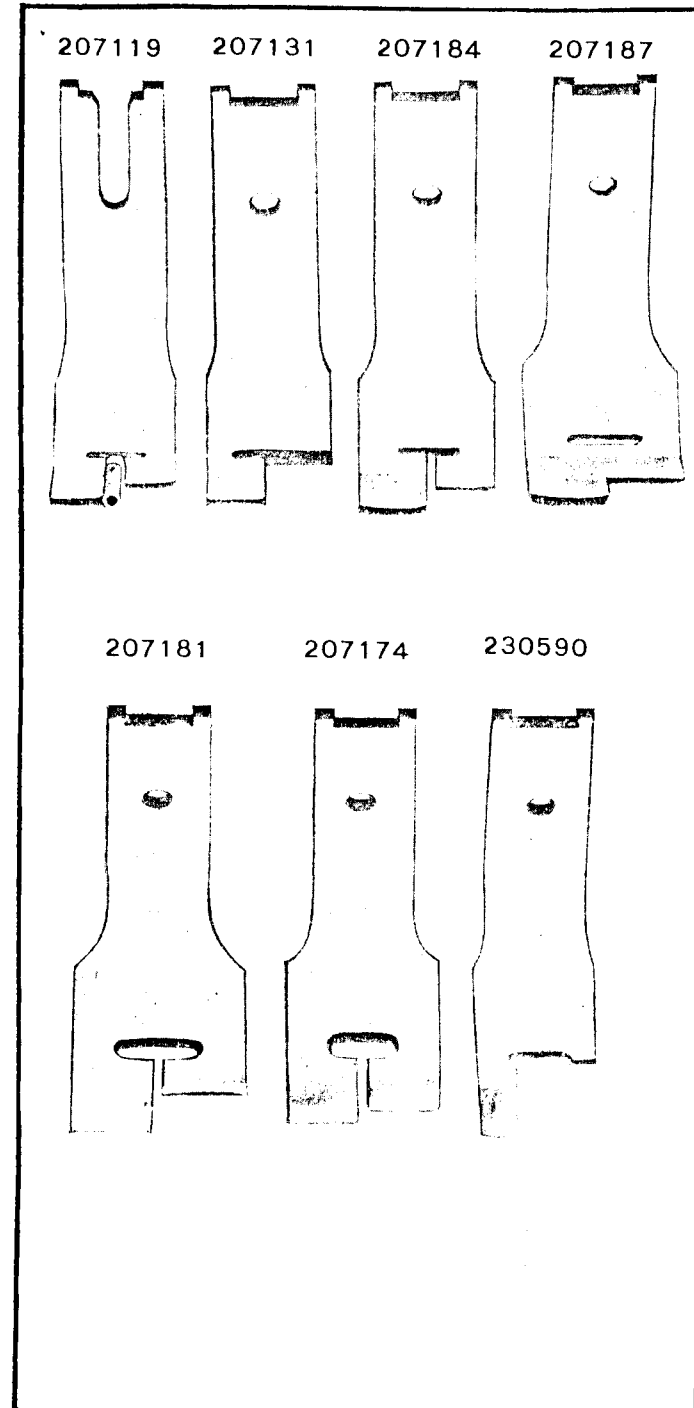


PLATE 12830-FULL SIZE

207172



207173



207142



207133



206099



207160

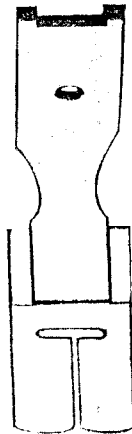
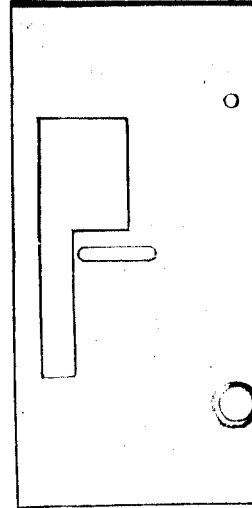
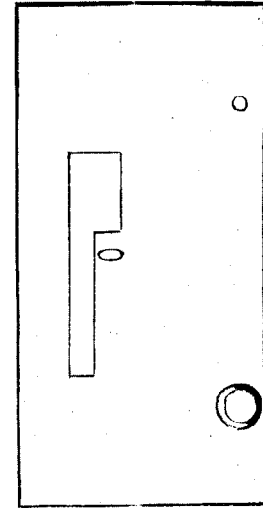


PLATE 12931-FULL SIZE

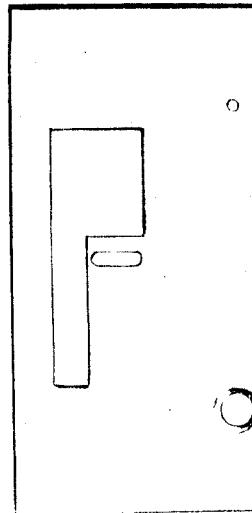
207456



207388



207371



207491

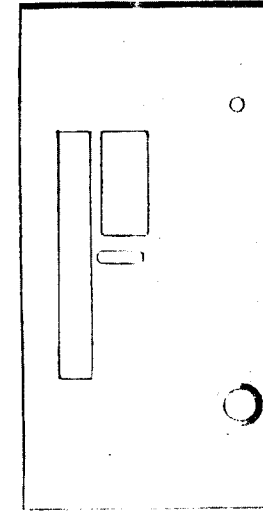
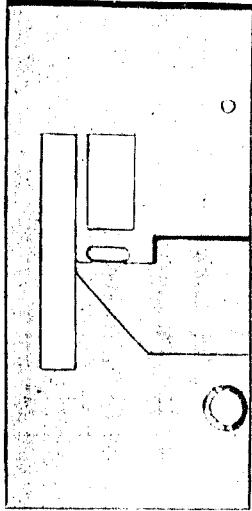
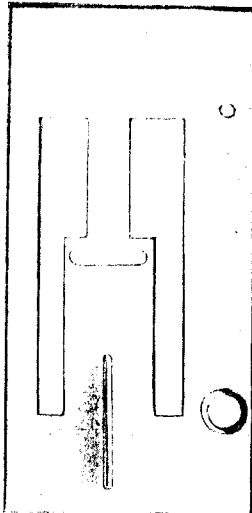


PLATE 12832-FULL SIZE

230604



206094



207501

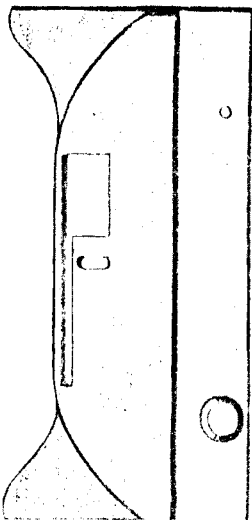
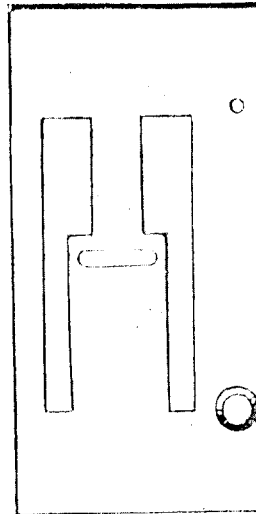
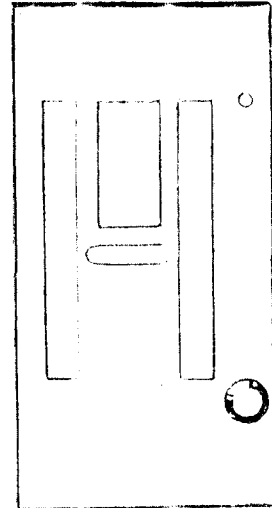


PLATE 12833-FULL SIZE

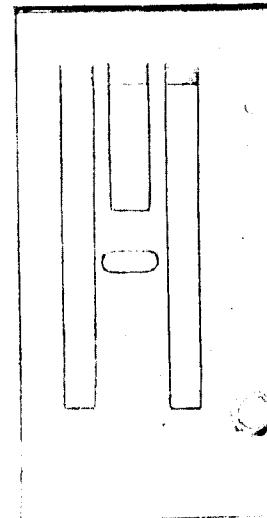
206088
206089



207490



207411



207447


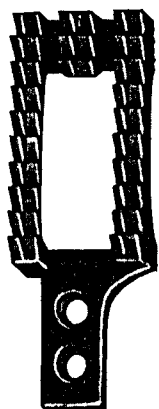
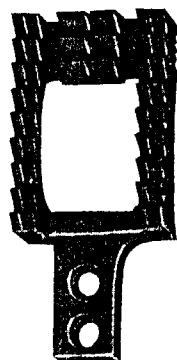


PLATE 12834-FULL SIZE

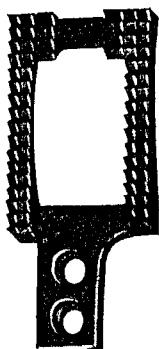
207655



207489



206083



207643



207675



207648



207644



207639



230605



207659




207647




PLATE 12835-FULL SIZE

202511



227316




202784



227954



230124



227227



PLATE 12836—ONE-HALF SIZE

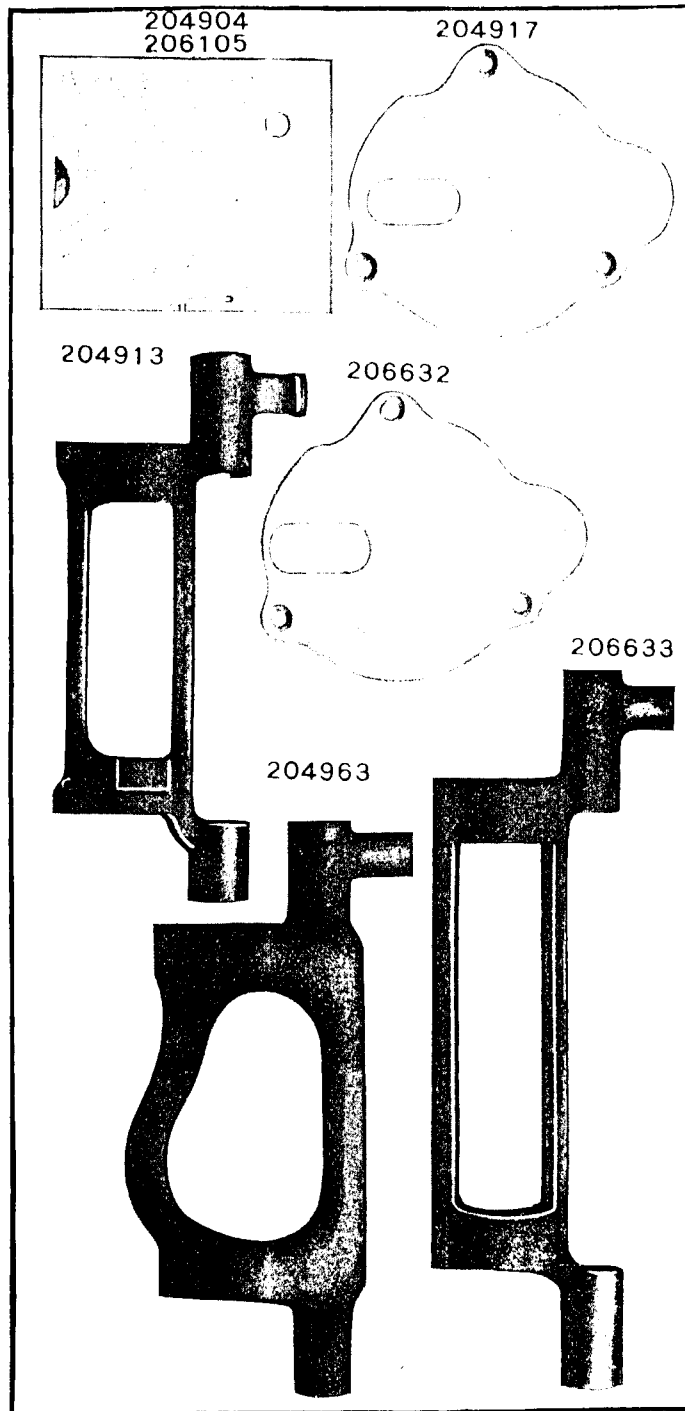


PLATE 12837—ONE-HALF SIZE

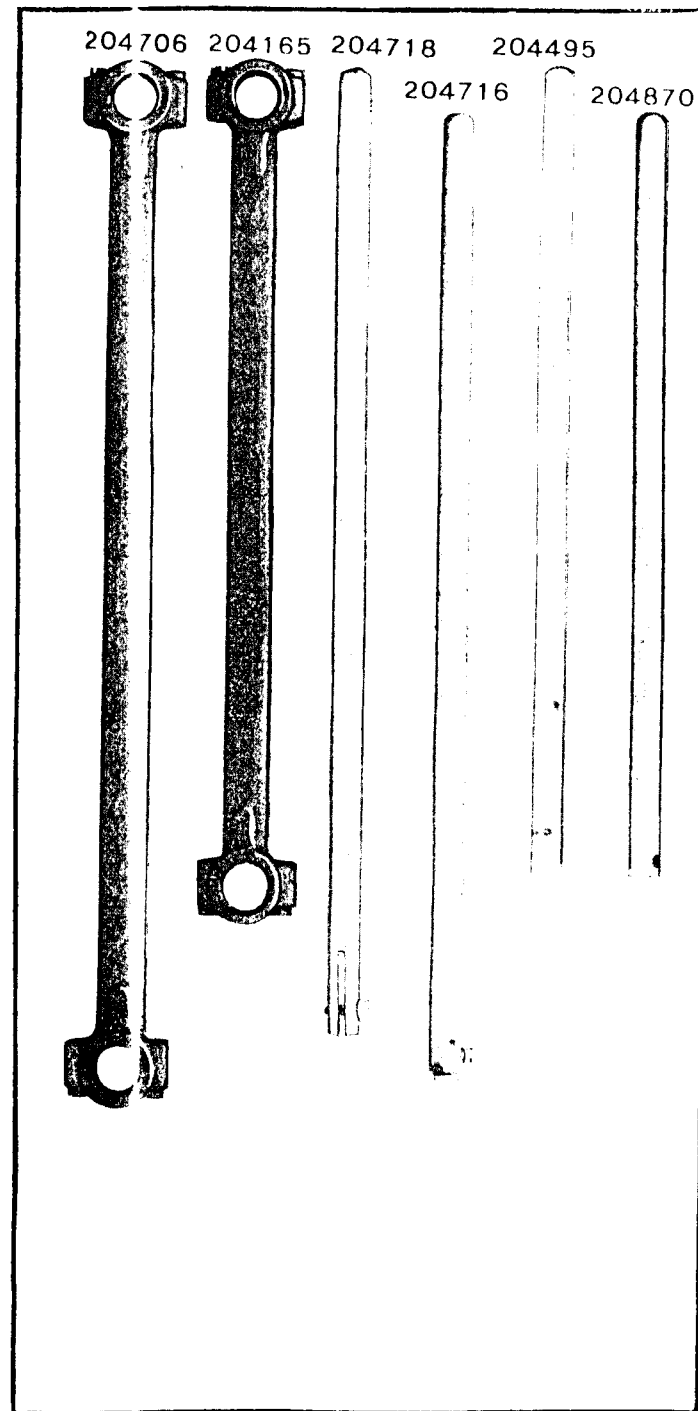


PLATE 12838—ONE-HALF SIZE

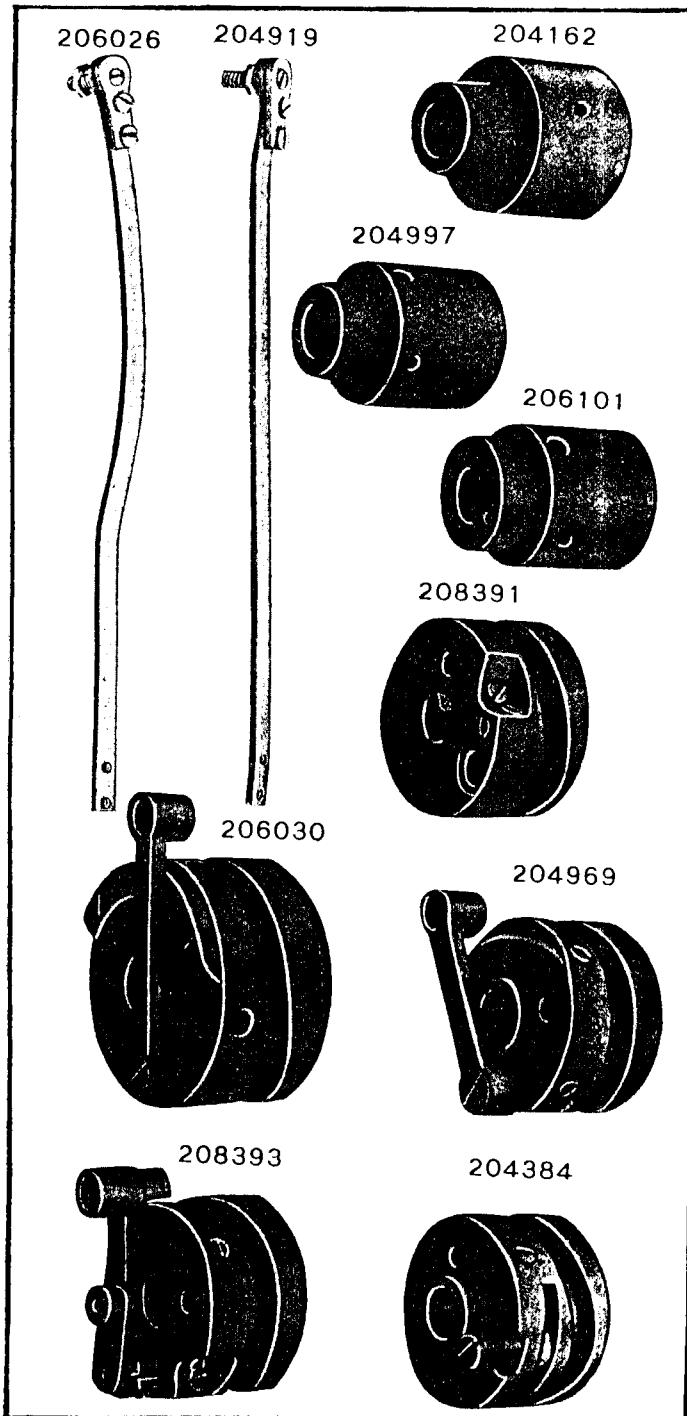


PLATE 12839—ONE-HALF SIZE

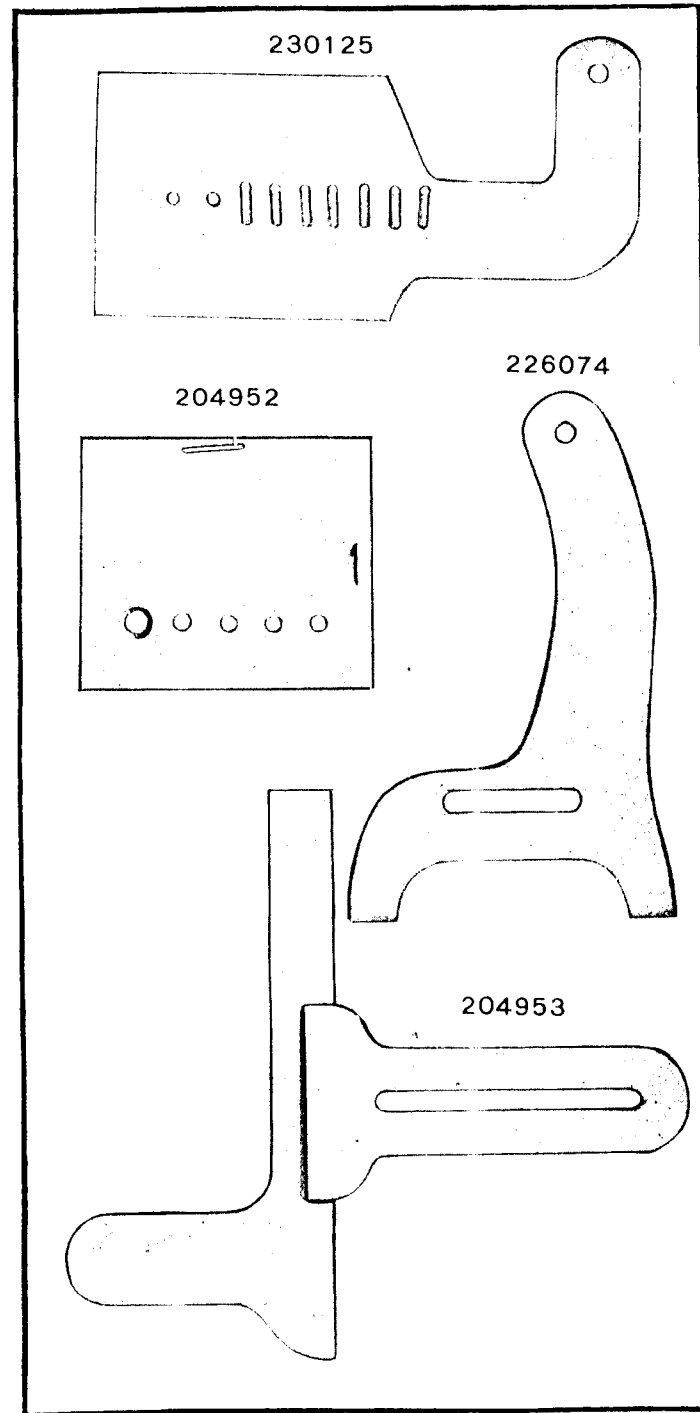

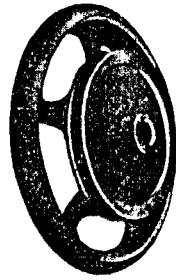


PLATE 12840-ONE-FOURTH SIZE


215672




204174



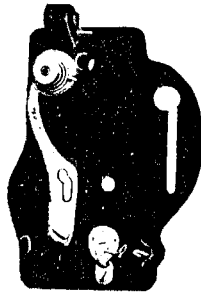
206627



204908



204956



204983

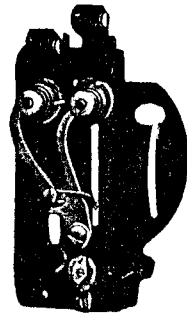
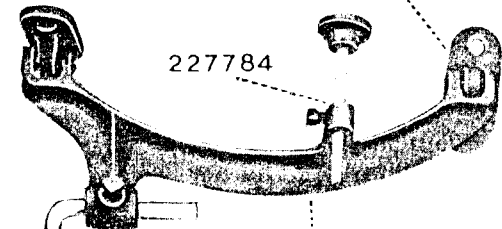


PLATE 12841-ONE-FOURTH SIZE

202451



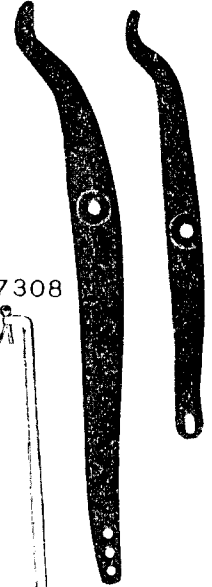
227784

227781

202454

206638 227303

202453



204294

204291

204951

204891

227569

227308

