

SINGER
17W12

LIST OF PARTS



MACHINE No. 17 w 12

INDEX

	PAGE
ACCESSORIES	19
BOBBIN WINDER	19
EMBROIDERY HOOP ATTACHMENT	20
KNEE LIFTER	20
MACHINE No. 17w12	7
NUMERICAL LIST OF PARTS	23
OBSOLETE PARTS	21

THE SINGER MANUFACTURING COMPANY

Instructions for Ordering

In ordering from this list, use **ONLY** the **PART** number in the **FIRST** column.

The number stamped on a Sewing Machine Part is the number of the Single Part only, except when the part includes Set Screws, Clamping Screws, Studs and Rollers Spun on, Small Wires riveted, or Parts soldered together, etc., which it is necessary to furnish in combination.

Every combination of parts sent out has its specific number which, although not stamped on Parts (except in above cases) must be used when ordering the combination.

Each number always indicates the **SAME PART** in whatever list it appears, or for whatever Machine.

The letters after some of the numbers indicate the style of finish only, as follows:

- A. Hardened, Polished and Plated.
- B. Polished and Plated.
- C. Hardened only.
- D. Polished only.
- E. Soft, not polished.
- F. Hardened and Polished.
- H. Blued.

These letters **MUST BE USED** when they appear in the list and **AFTER** the number, as in the list.

In this series

- 200001 to 201500 are Screw Numbers.
- 201501 to 201800 are Nut Numbers.
- 201801 to 202000 are Roller Numbers.
- 202001 and upward are numbers of Machine Parts.

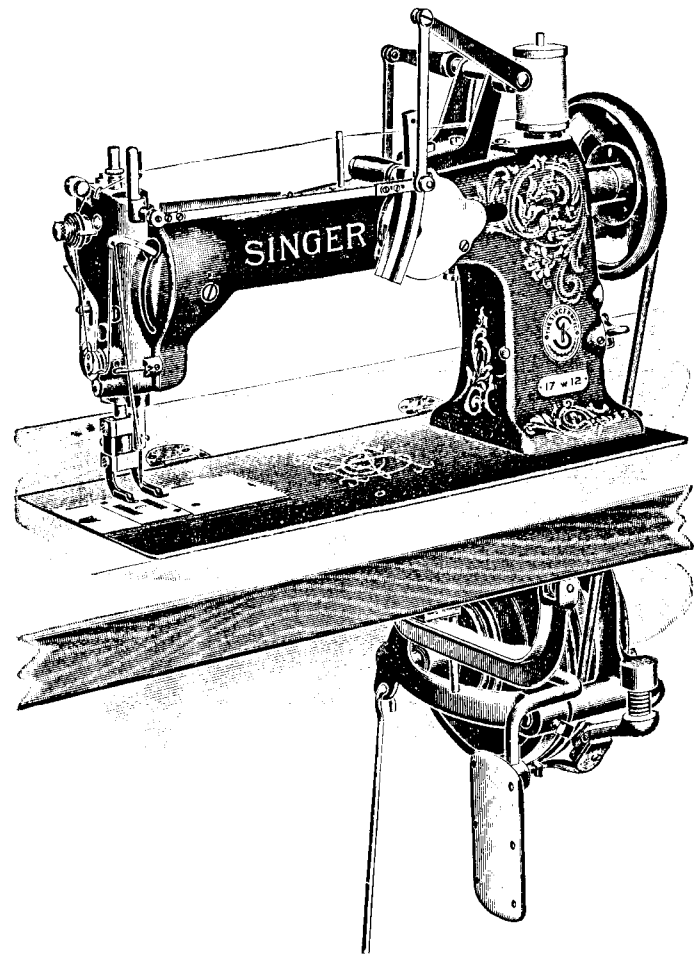
The figures in the second column refer only to the plate in which the illustration of the part is shown and are **NOT TO BE USED** in ordering.

Two or more numbers over a cut indicate that the difference between such parts is not visible in an illustration.

Parts marked with an asterisk (*) are furnished only when repairs are made at the factory.

LIST OF PARTS COMPLETE

FOR



MACHINE No. 17w12

For Embroidery Work on Pillow Cases and other Light Material Such as Chiffon, Nuns Veiling, Etc.

No.	Plate	Name
*208601	—	Arm with 200439c, 202036 and 208605
208602	10672	Arm Cap with 208604 and two 200137H

No.	Plate	Name
200278H	12311	Arm Cap Screw
202248	10673	" " " Washer
208608	10672	" " " Spool Pin
208604	—	" " " " Base with 208603
200137H	10644	Arm Cap Spool Pin Base Screw ..
200963E	12311	" Screw (3)
202005	10673	" " Washer (3)
208658	10693	" Shaft
208605	10674	" " Bushing (front)
200439C	12311	" " " Position Screw ..
204165	10672	Arm Shaft Connection with four 200054E (2)
200054E	10673	Arm Shaft Connection Screw
204174	10693	Balance Wheel, 5½ in. diam. (belt grove 2½ in. diam.), with 200328c and 200335c
200062H	12311	Balance Wheel Adjusting Screw ..
200328c	12311	" " Position Screw
200335c	12311	" " Set Screw
*204872	—	Bed with 202062, 204245, 204393 and two 200516E
202258	12345	Bed Hinge Connection (2)
200570E	12311	" " " Screw (4) ...
206105	10674	" Slide (back)
208606	10671	" " (front)
204178	10649	Bobbin
208462	—	" Case with 204181
204181	10649	" " Position Finger
204182	10649	" " Tension Spring
200598c	10649	" " " " Adjust- ing Screw
200592c	10649	Bobbin Case Tension Spring Screw
208463	10649	" " complete, Nos. 200592c, 200598c, 204182 and 208462
200459D	—	Cloth Guide Thumb Screw
208656	—	Face Plate with 200366H, 200368H, 202087, 202090, 204185, 204281 and two 200397H
200053C	12311	Face Plate Screw (2)
204185	10663	" " Thread Guide
200397H	10675	" " " " Set Screw
208657	10693	Face Plate complete, Nos. 200286F, 200577H, 201527H, 202088, 204059, 204280, 204933, 204934, 206639 and 208656
204875	10663	Feed Bar with 204189
206594	—	" " 204875 with 200214E, 201525E and 204877

No.	Plate	Name
200214E	10673	Feed Bar Hinge Screw
201525E	10673	" " " " Nut
204188	10663	" " Spring
204189	10663	" " " Hook
208607	10663	" Dog
200106E	12311	" " Screw (2)
210779	—	Feed Driving Cam
204191	10662	" " " 210779 with 200378c and 200437c
206079	10674	Feed Driving Cam Fork Lever with 204293 and 204928
204193	10674	Feed Driving Cam Fork Lever Con- nection with 200668c and 201525E
204194	10438	Feed Driving Cam Fork Lever Con- nection Clamp with 200031F
200031F	12311	Feed Driving Cam Fork Lever Con- nection Clamp Pinch Screw
200668c	10438	Feed Driving Cam Fork Lever Con- nection Clamp Screw Stud
201525E	10673	Feed Driving Cam Fork Lever Con- nection Clamp Screw Stud Nut..
200002E	10644	Feed Driving Cam Fork Lever Con- nection Hinge Screw
201522E	10673	Feed Driving Cam Fork Lever Con- nection Hinge Screw Nut
*204928	—	Feed Driving Cam Fork Lever Shaft
204197	10662	Feed Driving Cam Fork Lever Shaft Collar with 200113F
200113F	10662	Feed Driving Cam Fork Lever Shaft Collar Set Screw
204293	10662	Feed Driving Cam Fork Lever Shaft Position Pin
204968	10662	Feed Driving Cam Fork Lever Shaft Sleeve (split)
200043C	12311	Feed Driving Cam Fork Lever Shaft Sleeve Set Screw
201524E	10673	Feed Driving Cam Fork Lever Shaft Sleeve Set Screw Nut
206080	—	Feed Driving Cam Fork Lever com- plete, Nos. 204194 and 206079 ...
200437C	12311	Feed Driving Cam Position Screw
200378c	12311	" " " Set Screw
204294	10693	" " Rock Shaft
206555	—	" " " " 204294 with 200002E, 201522E and 204193
202305	10662	Feed Driving Rock Shaft Center (2)
200043C	12311	Feed Driving Rock Shaft Center Set Screw (2)

No.	Plate	Name
204877	10663	Feed Driving Rock Shaft Crank with 204189 (on right side) and two 200383c
200383c	12311	Feed Driving Rock Shaft Crank Set Screw
204201	10662	Feed Lifting Cam Crank with 200335c, 200431c, 200669c and 201530e
200431c	10662	Feed Lifting Cam Crank Position Screw
200335c	12311	Feed Lifting Cam Crank Set Screw
204202	10662	Feed Lifting Cam Fork with 200027e
200027e	10673	Feed Lifting Cam Fork Pinch Screw
204878	10672	Feed Lifting Rock Shaft with 204264
204503	—	Feed Lifting Rock Shaft 204878 with 201343e and 204204
202305	10662	Feed Lifting Rock Shaft Center (2)
200043c	12311	Feed Lifting Rock Shaft Center Set Screw (2)
204204	—	Feed Lifting Rock Shaft Slide Block
201343d	10673	Feed Lifting Rock Shaft Slide Block Hinge Screw
204264	10673	Feed Lifting Rock Shaft Slide Block Position Pin
204206	10676	Feed Regulating Handle
204207	—	" " " 204206 with 200098f, 202622, 204208 to 204210, 204213 and 204925
204208	10438	Feed Regulating Handle Adjustable Stop
200098f	10438	Feed Regulating Handle Adjustable Stop Screw
204925	10675	Feed Regulating Handle Adjustable Stop Screw Washer
204209	10438	Feed Regulating Handle Position Pin
204210	10438	Feed Regulating Handle Shaft
204211	10438	" " " " Crank with 200098f
204212	10438	Feed Regulating Handle Shaft Crank Link
200271e	12311	Feed Regulating Handle Shaft Crank Link Hinge Screw (lower)

No.	Plate	Name
200291e	10438	Feed Regulating Handle Shaft Crank Link Hinge Screw (upper)
200098f	10438	Feed Regulating Handle Shaft Crank Set Screw
204213	10438	Feed Regulating Handle Shaft Sleeve (split)
200362c	12311	Feed Regulating Handle Shaft Sleeve Set Screw
202622	10438	Feed Regulating Handle Shaft Sleeve Washer
202036	10438	Feed Regulating Handle Stop Pin
204214	—	Feed Regulating Handle complete, Nos. 200291e, 204207, 204211 and 204212
208608	10649	Hook (sewing) with 204217
204217	10649	" Bobbin Case Stud
204880	10665	" Bracket with 200379c, two 200380c and three 204234c
204881	—	Hook Bracket 204880 with 204226c
208610	—	" " 204881 with 204224, 204225, 204229, 204539, two each 204223 and 204231
200379c	10665	Hook Bracket Adjusting Screw (lower)
200380c	12311	Hook Bracket Adjusting Screw (upper)
204539	10665	Hook Bracket Bobbin Case Stop (hinged)
204223	10665	Hook Bracket Bobbin Case Stop Hinge Pin
204224	10665	Hook Bracket Bobbin Case Stop Latch
204223	10665	Hook Bracket Bobbin Case Stop Latch Hinge Pin
204225	10665	Hook Bracket Bobbin Case Stop Latch Spring
200085c	10649	Hook Bracket Screw (lower or upper) (2)
208611	10666	Hook Bracket complete, Nos. 208608 and 208610
208612	10649	Hook Driver with 204242 and 204243
204885	10669	" " Bevel Gear, 25 teeth, with two 200348c
200348c	10665	Hook Driver Bevel Gear Set Screw
208246	—	" " Crank
204240	10649	" " " 208246 with 200378c, 200662c, 201530e and two 200348c

No.	Plate	Name
204241	10662	Hook Driver Crank Link
200669c	10665	" " " " Stud ...
201530E	10665	" " " " " Nut
200348c	10665	" " " Set Screw (long)
200378c	12311	Hook Driver Crank Set Screw (short)
200662c	10665	Hook Driver Crank Screw Stud ..
201530E	10665	" " " " " Nut
204243	10649	" " Pin
204242	—	" " Washer
204887	10669	Hook Driving Bevel Gear, 24 teeth (intermediate)
204888	—	Hook Driving Bevel Gear (inter- mediate) Bracket
206078	10669	Hook Driving Bevel Gear (inter- mediate) Bracket 204888 with 200772c, 201514E and 204887
200041E	10669	Hook Driving Bevel Gear (inter- mediate) Bracket Screw (2)
200772c	10669	Hook Driving Bevel Gear (inter- mediate) Bracket Screw Stud ..
201514E	10669	Hook Driving Bevel Gear (inter- mediate) Bracket Screw Stud Nut
204890	10674	Hook Driving Bevel Gear (inter- mediate) Oil Guard
200113F	10662	Hook Driving Bevel Gear (inter- mediate) Oil Guard Screw (2) ..
204886	10669	Hook Driving Bevel Gear Shaft, 25 teeth
204393	10670	Hook Driving Bevel Gear Shaft Bushing
204891	10693	Hook Driving Shaft
204245	10674	" " " Bearing
202126	10670	" " " " Position Pin
200516E	12311	Hook Driving Shaft Bearing Screw
204246	10662	" " " Collar with two 200383c
200383c	12311	Hook Driving Shaft Collar Set Screw
204226	10666	Hook Race, .156 in. thick, 1.906 in. diameter
204229	10665	Hook Race Cap (iron)
204230	10665	" " " Spring
204231	10665	" " " " 204230 with 200792E
200792E	10665	Hook Race Cap Spring Screw
204234c	10665	" " Position Pin

No.	Plate	Name
208613	—	Needle Bar (hollow)
208615	10672	" " 208613 with 200125E, 200175D and 208640
*206360	—	Needle Bar Connecting Ball Stud with 200086c
200086c	10649	Needle Bar Connecting Ball Stud Pinch Screw
208641	—	Needle Bar Connecting Link with 206353 and two 200079c
206354	10664	Needle Bar Connecting Link 208641 with 206360
200744c	10671	Needle Bar Connecting Link Ball Screw Stud
*206352	—	Needle Bar Connecting Link Ball Screw Stud Cap
201013c	10644	Needle Bar Connecting Link Ball Screw Stud Cap Screw
201522E	10673	Needle Bar Connecting Link Ball Screw Stud Nut
*206353	—	Needle Bar Connecting Link Cap " " " " " "
200079c	12311	Screw
208616	10674	Needle Bar Frame
200410c	10644	" " " Center Screw (lower or upper) (2)
201517E	10669	Needle Bar Frame Center Screw Nut (2)
204916	10664	Needle Bar Frame Driving Cam with two 200347c
208617	10672	Needle Bar Frame Driving Cam Cover
200571B	10644	Needle Bar Frame Driving Cam Cover Screw (3)
204918	10664	Needle Bar Frame Driving Cam Follower
200347c	—	Needle Bar Frame Driving Cam Set Screw
208618	—	Needle Bar Frame Pitman with 200741c, 201531E, 204921 and two 200110B
200741c	10671	Needle Bar Frame Pitman Ball Screw
*204921	—	Needle Bar Frame Pitman Ball Screw Cap
200110B	10649	Needle Bar Frame Pitman Ball Screw Cap Screw
201531E	10677	Needle Bar Frame Pitman Ball Screw Nut
204922	10671	Needle Bar Frame Pitman Con- nection (adjustable)

No.	Plate	Name
204841	—	Needle Bar Frame Pitman Connection 204922 with 204923
208619	10672	Needle Bar Frame Pitman Connection 204841 with 204924, 208618 and two 200110b
204923	10671	Needle Bar Frame Pitman Connection (adjustable) Bearing . .
208672	—	Needle Bar Frame Pitman Connection Bearing Stop Pin
204924	10670	Needle Bar Frame Pitman Connection Clamp Washer
200110b	10649	Needle Bar Frame Pitman Connection Clamp Washer Screw . .
208662	10664	Needle Bar Frame Regulator with 206775 and 204928
*204928	—	Needle Bar Frame Regulator Shaft
202574	10662	“ “ “ “ “
		Collar with 200380c
200380c	12319	Needle Bar Frame Regulator Shaft Collar Set Screw
206775	10663	Needle Bar Frame Regulator Shaft Pin
208673	—	Needle Bar Frame Regulator 208662 with 208670 and 208671
208670	10677	Needle Bar Frame Regulator Slide with 200174e, 201642c, 208627 and 208672
208671	10677	Needle Bar Frame Regulator Slide Index Finger
208625	10671	Needle Bar Frame Regulator Slide Link
200273d	10644	Needle Bar Frame Regulator Slide Link Hinge Screw
208626	10676	Needle Bar Frame Regulator Slide Link Lever with 200383c and 200441c
200441c	10673	Needle Bar Frame Regulator Slide Link Lever Position Screw
200383c	12311	Needle Bar Frame Regulator Slide Link Lever Set Screw
208628	10674	Needle Bar Frame Regulator Slide Link Lever Shaft
208629	10676	Needle Bar Frame Regulator Slide Link Lever Shaft Bracket
200019e	10644	Needle Bar Frame Regulator Slide Link Lever Shaft Bracket Set Screw (2)
208630	10676	Needle Bar Frame Regulator Slide Link Lever Shaft Driving Lever with 200383c and 200441c

No.	Plate	Name
200441c	10673	Needle Bar Frame Regulator Slide Link Lever Shaft Driving Lever Position Screw
200383c	12311	Needle Bar Frame Regulator Slide Link Lever Shaft Driving Lever Set Screw
206523	10670	Needle Bar Frame Regulator Slide Link Stop Collar with 200389c . .
200389c	10644	Needle Bar Frame Regulator Slide Link Stop Collar Set Screw
208627	10664	Needle Bar Frame Regulator Slide Link Stud
208631	10672	Needle Bar Frame Regulator Slide Operating Rod
201520u	10673	Needle Bar Frame Regulator Slide Operating Rod Adjusting Nut (lower or upper)
215353	10677	Needle Bar Frame Regulator Slide Operating Rod Bracket with 200527c and 201531e
208633	10693	Needle Bar Frame Regulator Slide Operating Rod Bracket Connection with 208635
200224f	10644	Needle Bar Frame Regulator Slide Operating Rod Bracket Connection Hinge Screw
208634	10671	Needle Bar Frame Regulator Slide Operating Rod Bracket Connection Link
200273b	10644	Needle Bar Frame Regulator Slide Operating Rod Bracket Connection Link Hinge Screw
208635	10669	Needle Bar Frame Regulator Slide Operating Rod Bracket Connection Link Stud
202302	—	Needle Bar Frame Regulator Slide Operating Rod Bracket Connection Link Stud Cotter Pin
200536c	10644	Needle Bar Frame Regulator Slide Operating Rod Bracket Connection Stop Screw
208637	10677	Needle Bar Frame Regulator Slide Operating Rod Bracket Connection Stop Screw Bracket with two each 200536c and 201521c . .
200053f	12311	Needle Bar Frame Regulator Slide Operating Rod Bracket Connection Stop Screw Bracket Screw

No.	Plate	Name
201521c	10673	Needle Bar Frame Regulator Slide Operating Rod Bracket Connection Stop Screw Nut
200239H	10644	Needle Bar Frame Regulator Slide Operating Rod Bracket Hinge Screw
201531E	10677	Needle Bar Frame Regulator Slide Operating Rod Bracket Hinge Screw Nut
200527c	10677	Needle Bar Frame Regulator Slide Operating Rod Set Screw
201531E	10677	Needle Bar Frame Regulator Slide Operating Rod Set Screw Nut..
208638	10670	Needle Bar Frame Regulator Slide Operating Rod Spring
208639	10664	Needle Bar Frame Regulator Slide Operating Rod Spring Holding Eyelet (lower or upper)
203060	10663	Needle Bar Frame Regulator Slide Operating Rod Spring Holding Eyelet Hook
201642E	10677	Needle Bar Frame Regulator Slide Thumb Nut
200174E	10677	Needle Bar Frame Regulator Slide Thumb Nut Stop Screw
204696	10670	Needle Bar Frame Spring
203060	10663	" " " " Hook (2)
208640	10649	" " Thread Guide
200175D	10649	" " " " Set Screw
200125F	10649	" Set Screw
213791	10672	Presser Bar (hollow)
204252	10670	" " Lifter
200550C	12311	" " " Hinge Screw ..
208609	10670	" " Lifting Bracket
204931	—	" " " " 208609 with 200650F and 201525E
204254	10670	Presser Bar Lifting Bracket Position Guide
200362C	12311	Presser Bar Lifting Bracket Position Guide Set Screw
204327	—	Presser Bar Packing Washer (felt)
200504E	10673	Presser Bar Screw Bushing (lower)
204255	10670	" " Spring
200491B	10644	" " Thumb Screw (pressure regulating)
208642	10692	Presser Foot Bracket with 208647
200128D	10692	" " " Screw
208643	—	" " Shank (left)
208663	10692	" " " 208643 with 204264 and 208648

No.	Plate	Name
208644	—	Presser Foot Shank (right)
208664	10692	" " " 208644 with 204264 and 208648
208645	10692	Presser Foot Shank Guide Plate
200082D	10881	" " " " " Screw
208646	10692	Presser Foot Shank Hinge Connection
208647	10692	Presser Foot Shank Hinge Connection Stop Pin
200123D	10692	Presser Foot Shank Hinge Connection Stop Screw
208648	10692	Presser Foot Shank Plate (left or right)
204264	10673	Presser Foot Shank Plate Hinge Pin (left or right)
208649	10692	Presser Foot (compensating) complete, Nos. 200123D, 208642, 208646, 208663, 208664, two 200128D, four each 200082D and 208645
208674	10674	Take-up Cam with 200335c, 200383c, 200430c, 200744c, 201522E, 206352 and two 201013c
200430c	12311	Take-up Cam Position Screw ...
200383c	12311	" " " " Check Screw
200335c	12311	Take-up Cam Set Screw
208675	10674	Take-up Cam complete, Nos. 206354 and 208674
204262	10673	Take-up Lever
206556	—	" " 204262 with 204263..
204263	10673	" " Bearing with 204264
204264	10673	" " " Position Pin
200042F	12311	" " " Screw
201816	10673	" " Roller
204266	10673	Take-up Lever complete, Nos. 200042F, 201816 and 206556
202402	10675	Tension Disc
202090	10675	" " Position Pin
204933	10664	" Release Lever
200286F	10671	" " " Hinge Screw..
201527H	10669	" " " " " Nut
204934	10671	" " " " " Washer
200650F	10671	Tension Release Lever Switch Screw Stud
201525E	10673	Tension Release Lever Switch Screw Stud Nut

No.	Plate	Name
202407	10881	Tension Spring
200632B	10675	" Stud
200397H	10675	" " Set Screw
201572B	10881	" Thumb Nut
204271	10675	" Washer
206639	10675	Tension complete, Nos. 200632B, 201572B, 202407, 204271 and two 202402
204274	10675	Thread Controller Plate
200577H	12311	Thread Controller Plate Screw
202098	10675	" " Roller
204275	10675	" " " Guard
202084	10675	" " " " Washer
200300C	10675	" " " Screw
204276	10675	" " Spring
204333	10675	Thread Controller Spring Guard..
200581H	10675	" " " " Screw
202087	10675	Thread Controller Spring Stop ..
202088	10675	" " " Stud with 204925
200366H	10675	Thread Controller Spring Stud Set Screw
204925	10675	Thread Controller Spring Stud Washer
205987	10675	Thread Controller complete, Nos. 200300C, 200581H, 202084, 202098, 204274, 204275 and 204333
204280	10675	Thread Controller and Spring com- plete, Nos. 204276 and 205987 ..
202412	10670	Thread Guide
204459	10663	" "
204281	10675	" Retainer Guide Wire
202091	10675	" " Sleeve
202092	10675	" " Spring
204058	10675	" " Stud
200368H	10675	" " " Set Screw
204059	10675	Thread Retainer complete, Nos. 202091, 202092 and 204058
208653	10663	Throat Plate, 46 needle hole, for needle sizes 16 and 18
202062	10663	Throat Plate Position Pin
200577H	12311	" " Screw

ACCESSORIES

No.	Plate	Name
204178	10649	Bobbin (5)
*225482	---	" Case Screw Driver Blade ..
*225483	---	" " " " Handle ..
225497	12345	Bobbin Case Screw Driver com- plete, Nos. 225482 and 225483 ..
231337	10677	Cloth Guide
130 x 11	---	Needle, six, No. 18
228166	---	Drip Pan with four wood screws $\frac{1}{2}$ in., No. 5
41400	12345	Machine Rest Pin (wood)
36578	12345	Oiler with 36579
36579	12345	" Spout, 3 $\frac{1}{2}$ in. long, with 120117
120117	---	" " Washer
*225484	---	Screw Driver Blade
*225485	---	" " Handle
225498	12345	Screw Driver complete (7 $\frac{1}{4}$ in. long), Nos. 225484 and 225485 ..
225554	12345	Wrench (steel)

BOBBIN WINDER		
Swing Automatic Right Hand		
*225451	---	Bobbin Holder
225453	10882	Frame with 202277 and 225438
225454	10882	" Hinge Pin
202277	---	" Oil Packing (wick)
225438	10882	" " Well Cap
225455	10882	" Spring
225456	10882	" " Plunger
202473	10883	Pulley with 200380C
200380C	12319	" Set Screw
*225443	---	Spindle
225452	10882	" 225443 with 225451
225444	10882	Stop Latch
200056E	10882	" " Screw
225458	10882	" " Thumb Lever
225459	10882	" " " " Hinge Stud
225460	10882	" " " " Joint Stud
202478	10882	" " Trip Lever
200299H	10882	" " " " Hinge Screw
225461	10881	Tension Bracket with 201499B
200082B	10881	" " Screw

No.	Plate	Name
202104	10881	Tension Bracket Screw Washer ..
2102	10881	" Disc
202407	10881	" Spring
201499R	10881	" Stud
201572B	10881	" " Thumb Nut
225462	10881	Bobbin Winder Tension Bracket complete, Nos. 201572B, 202407, 225461 and two 2102
225463	10883	Bobbin Winder and Tension Bracket Base
225436	10883	Universal Bobbin Winder complete, Nos. 200056E, 200082D, 200299H, 202104, 202473, 202478, 225444, 225452 to 225456, 225458 to 225460, 225462, 225463 and two round head wood screws 1 in., No. 13 ..

EMBROIDERY HOOP ATTACHMENT

87561	—	Embroidery Hoop
-------	---	-----------------------

KNEE LIFTER

202450	—	Knee Lifter Rock Lever with 200522c and 200529c
202185	—	Knee Lifter Rock Lever 202450 with two each 202451 and 202452
208654	—	Knee Lifter Rock Lever 202185 with 202203 and 208655
202453	10693	Knee Lifter Rock Lever Knee Plate with 200526c
202203	—	Knee Lifter Rock Lever Knee Plate 202453 with 202454
202454	10693	Knee Lifter Rock Lever Knee Plate Arm (long)
200522c	12319	Knee Lifter Rock Lever Knee Plate Arm Set Screw
200526c	12319	Knee Lifter Rock Lever Knee Plate Set Screw
202451	10693	Knee Lifter Rock Lever Lug with two wood screws $\frac{1}{4}$ in., No. 13H..
202452	12319	Knee Lifter Rock Lever Lug Hinge Pin
208655	10693	Knee Lifter Rock Lever Rod with 202456
*202456	—	Knee Lifter Rock Lever Rod Cap or Oil Guard
200529c	12319	Knee Lifter Rock Lever Rod Set Screw

OBSOLETE PARTS


No.	Plate	Name
202470	12320	Bobbin Winder Base
202471	12320	" " Frame
202472	12319	" " " Spring
202474	12320	" " Spindle
227522	12319	" " Stop Latch
202477	12319	" " " " Thumb Lever
227523	12320	Bobbin Winder complete, Nos. 200056E, 200161D, 200221D, 201537H, 202470 to 202474, 202477, 202478, 227522, three 200299H and two round head wood screws 1 in., No. 13
202480	12320	Bobbin Winder Spool Holder Base with 200355H and 202484
202481	12320	Bobbin Winder Spool Holder Base Spool Pin
202482	12319	Bobbin Winder Spool Holder Ten- sion Disc (lower or upper)
202483	12319	Bobbin Winder Spool Holder Ten- sion Disc Spring (brass)
202484	12319	Bobbin Winder Spool Holder Ten- sion Disc Thread Guide
202485	12320	Bobbin Winder Spool Holder com- plete, Nos. 200011E, 202480, 202481, 202483, two 202482 and one wood screw 1 in., No. 13 ..
208624	10664	Needle Bar Frame Regulator Slide with 208620 and 208627

PLATE 10438—FULL SIZE


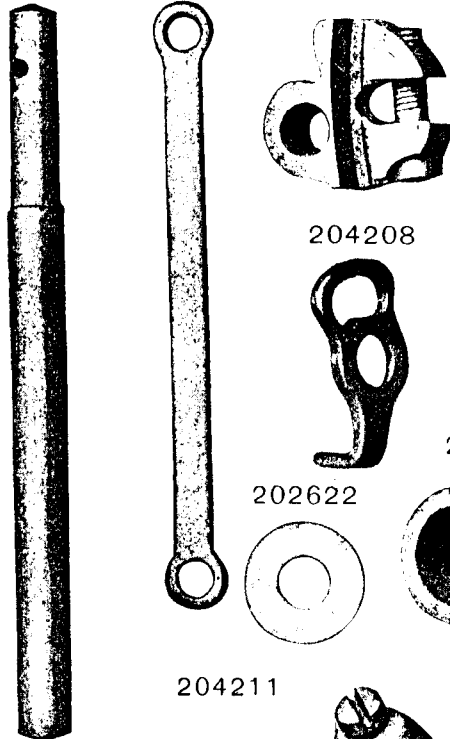
200031 200668 200271 200098



200291 202036 200078 204209



204210 204212 204194

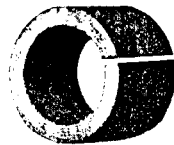
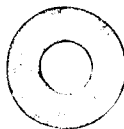


204208



204213

202622



204211



PLATE 10644 - FULL SIZE

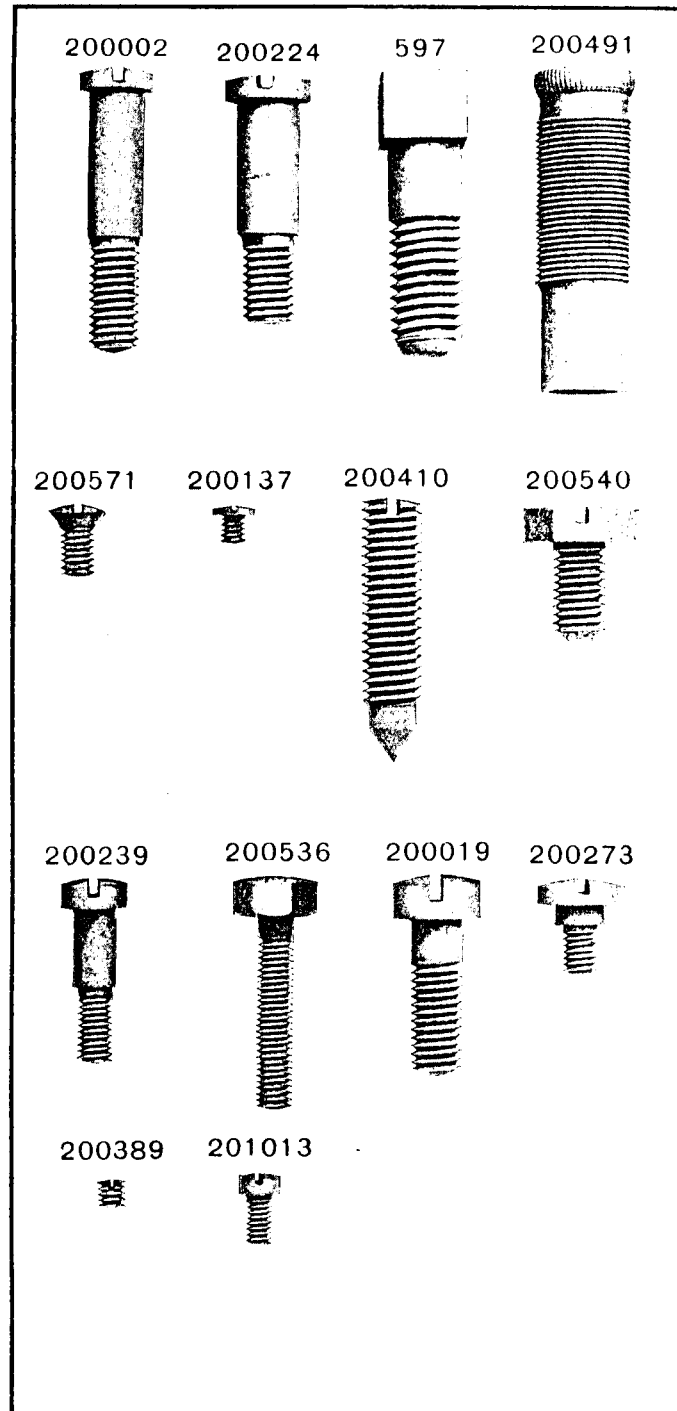


PLATE 10649 - FULL SIZE

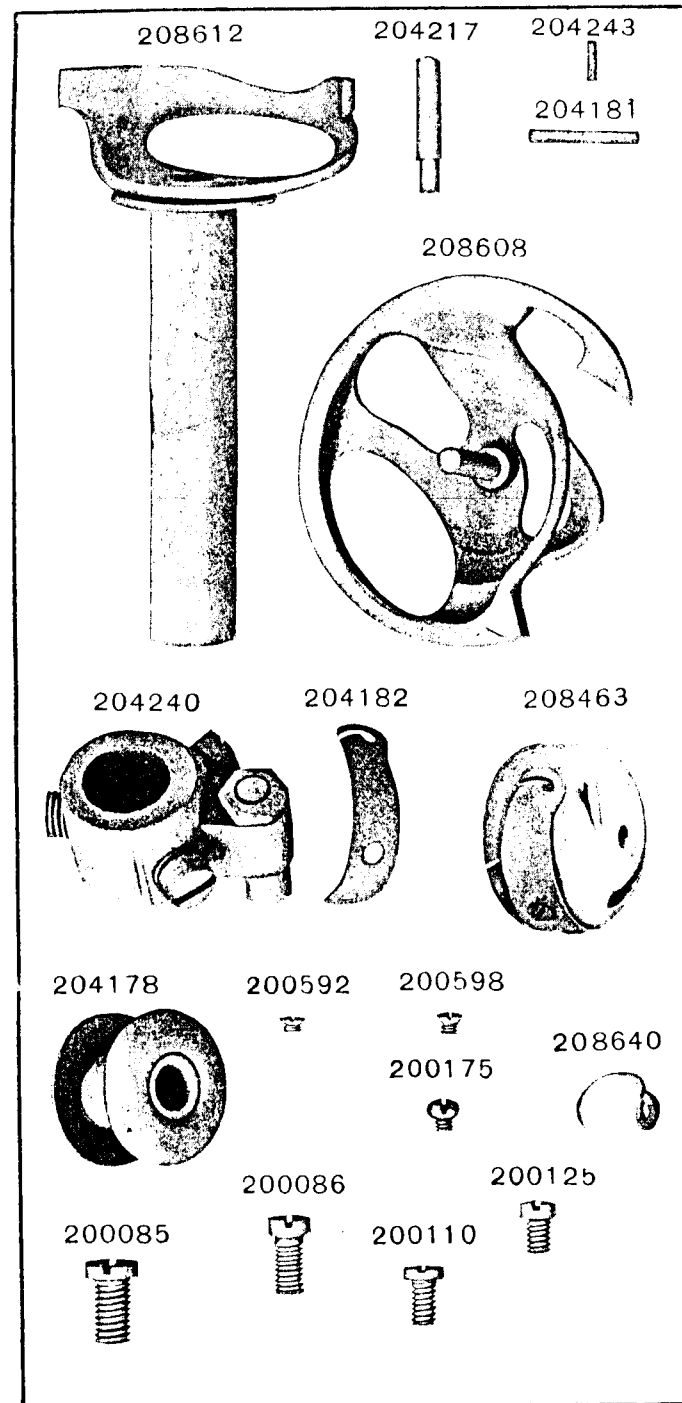


PLATE 10662 - FULL SIZE

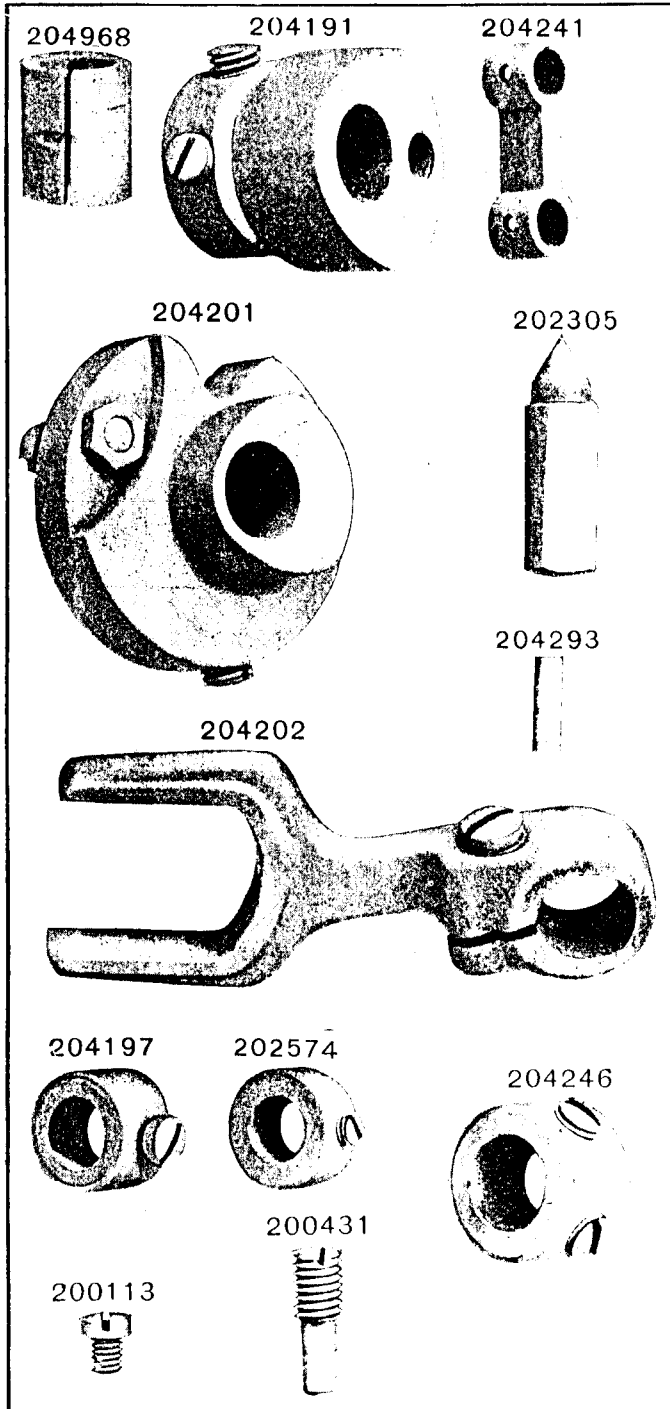


PLATE 10663 - FULL SIZE

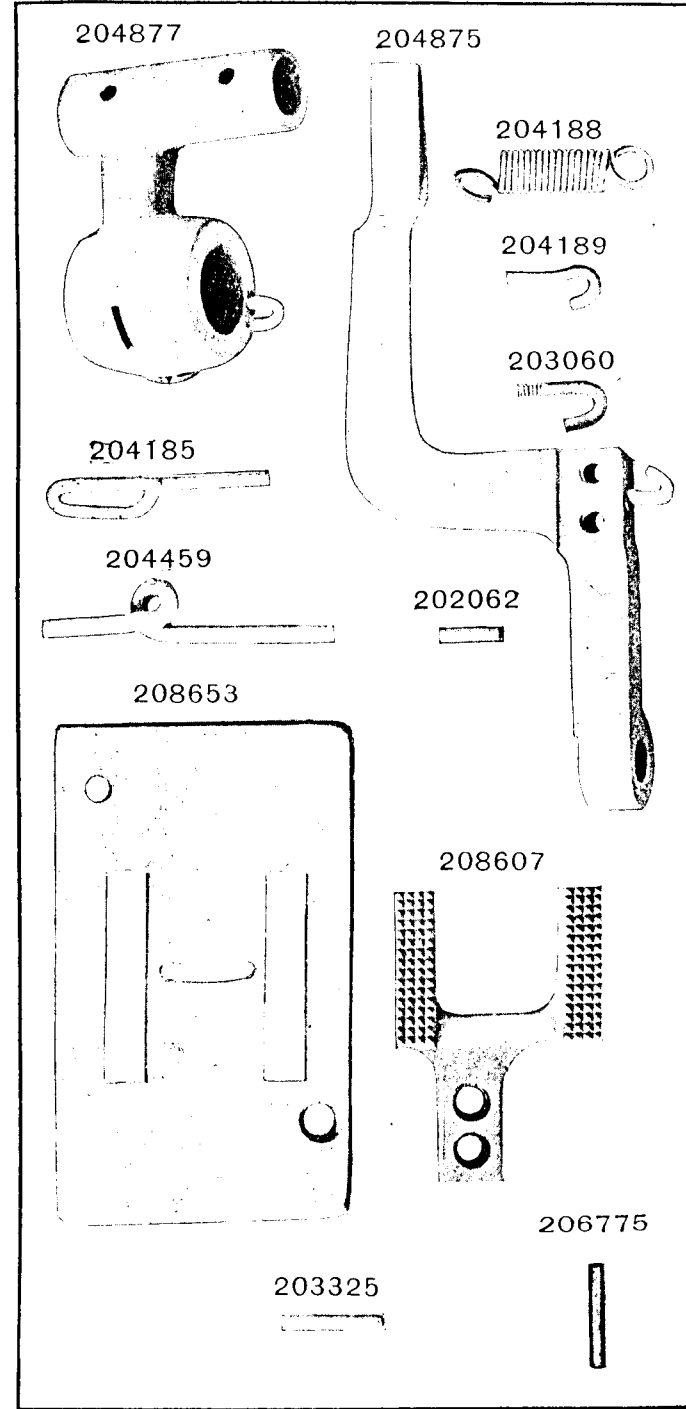


PLATE 10664 - FULL SIZE

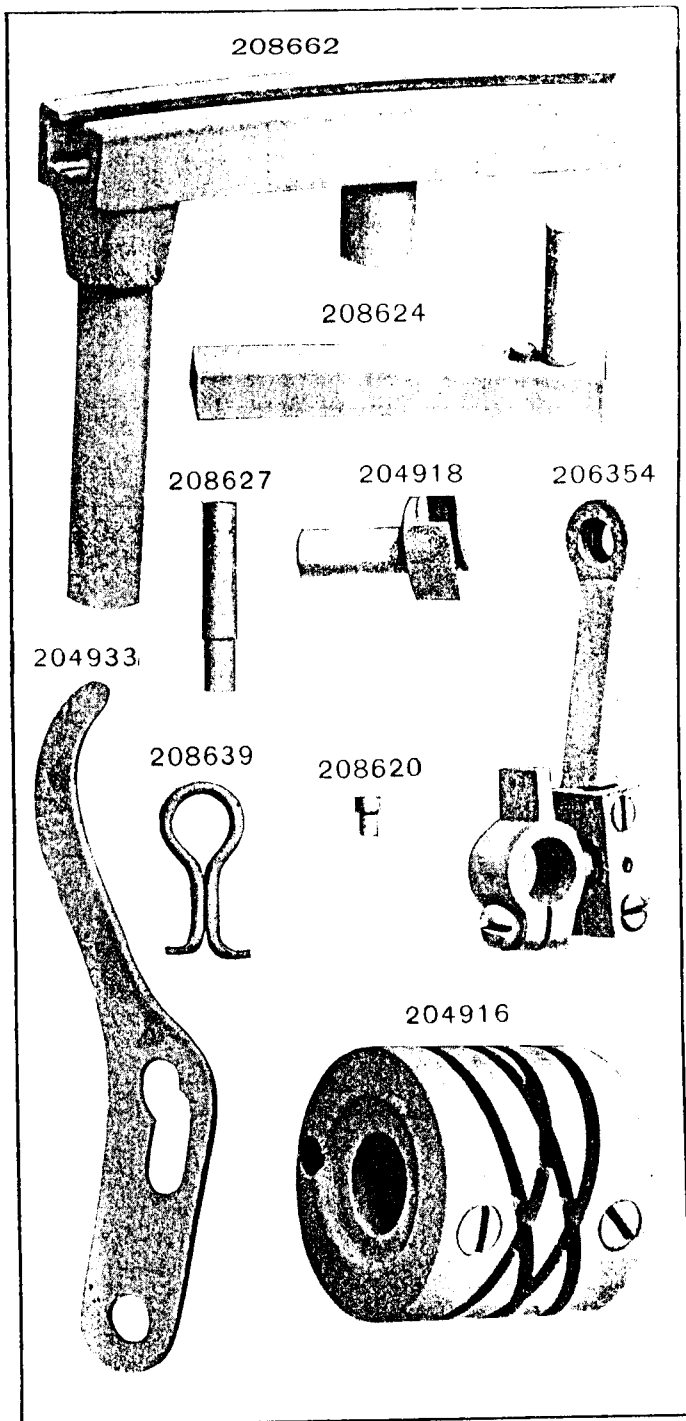


PLATE 10665 - FULL SIZE

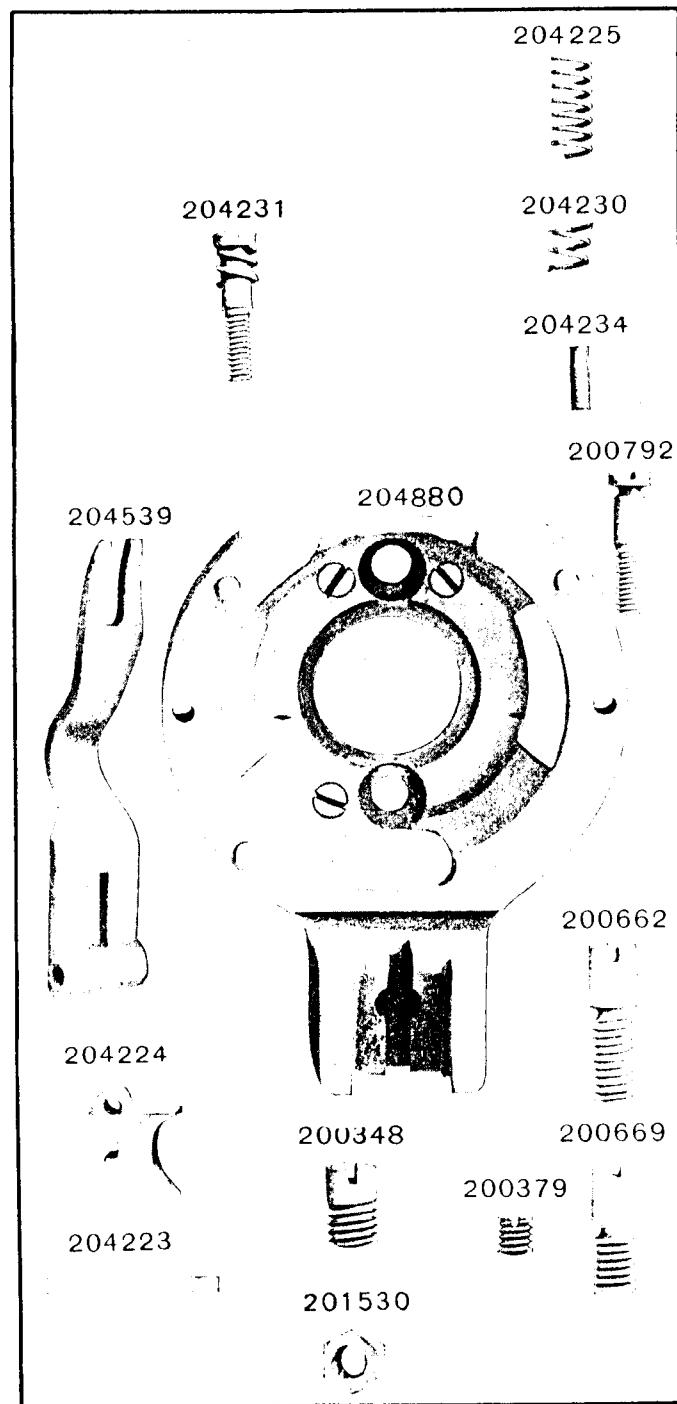



PLATE 10666 - FULL SIZE

204226



208611

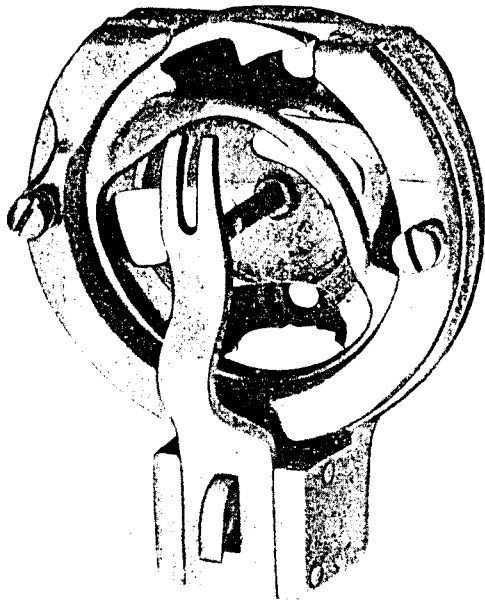




PLATE 10669 - FULL SIZE


204885




204887



206078



204886



201517



201514



200772



200041



201527



PLATE 10670 - FULL SIZE

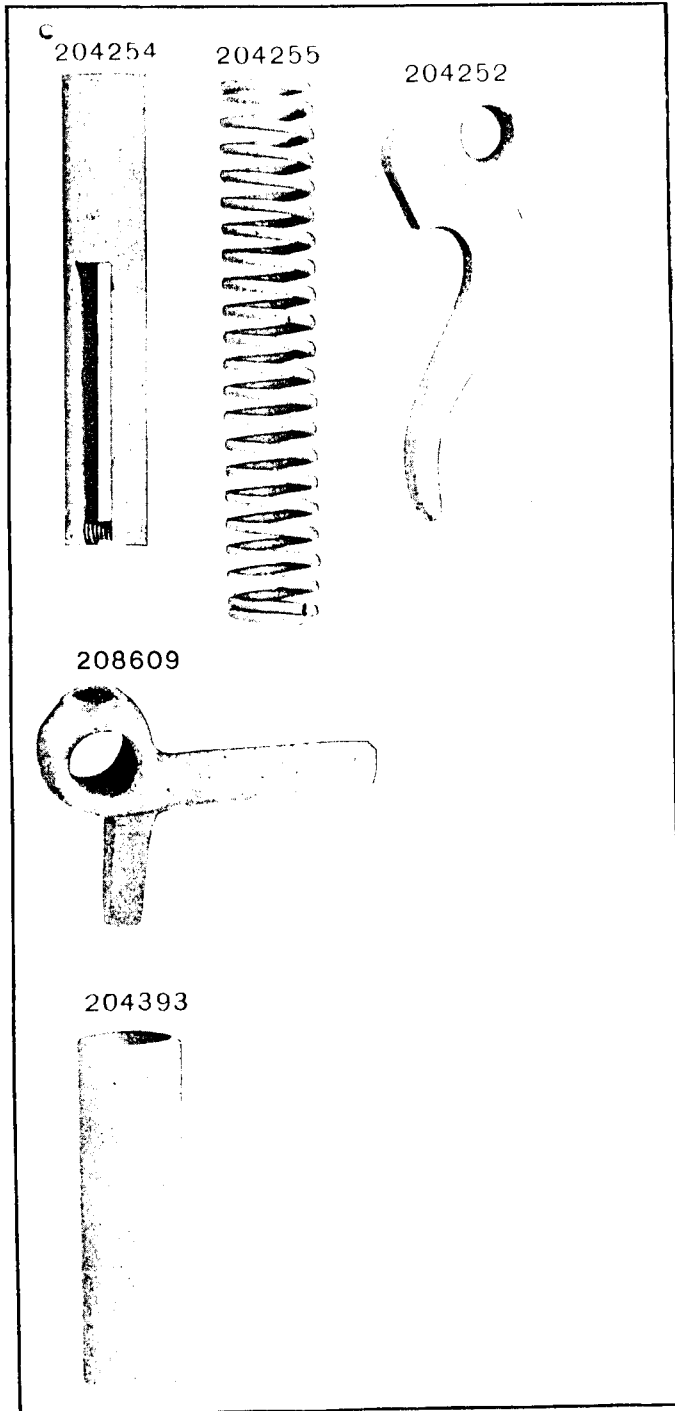


PLATE 10671 - FULL SIZE

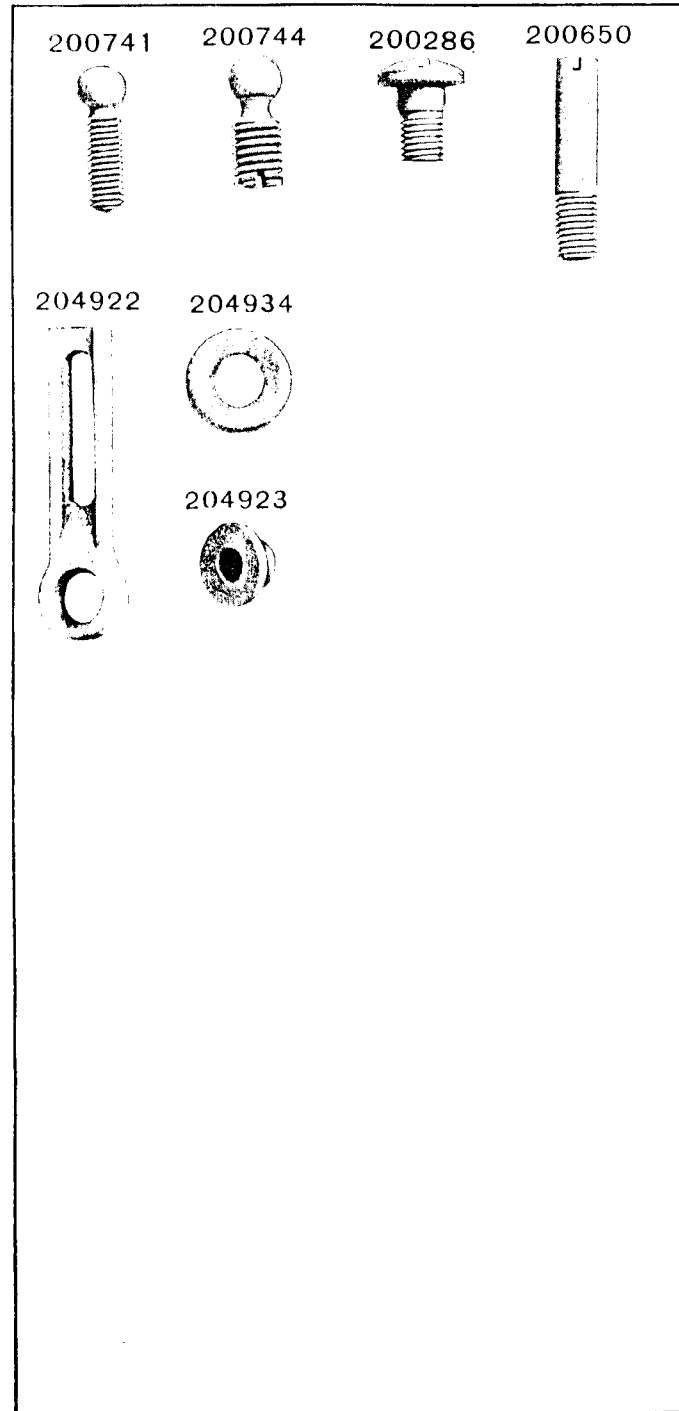


PLATE 10672 - ONE-HALF SIZE

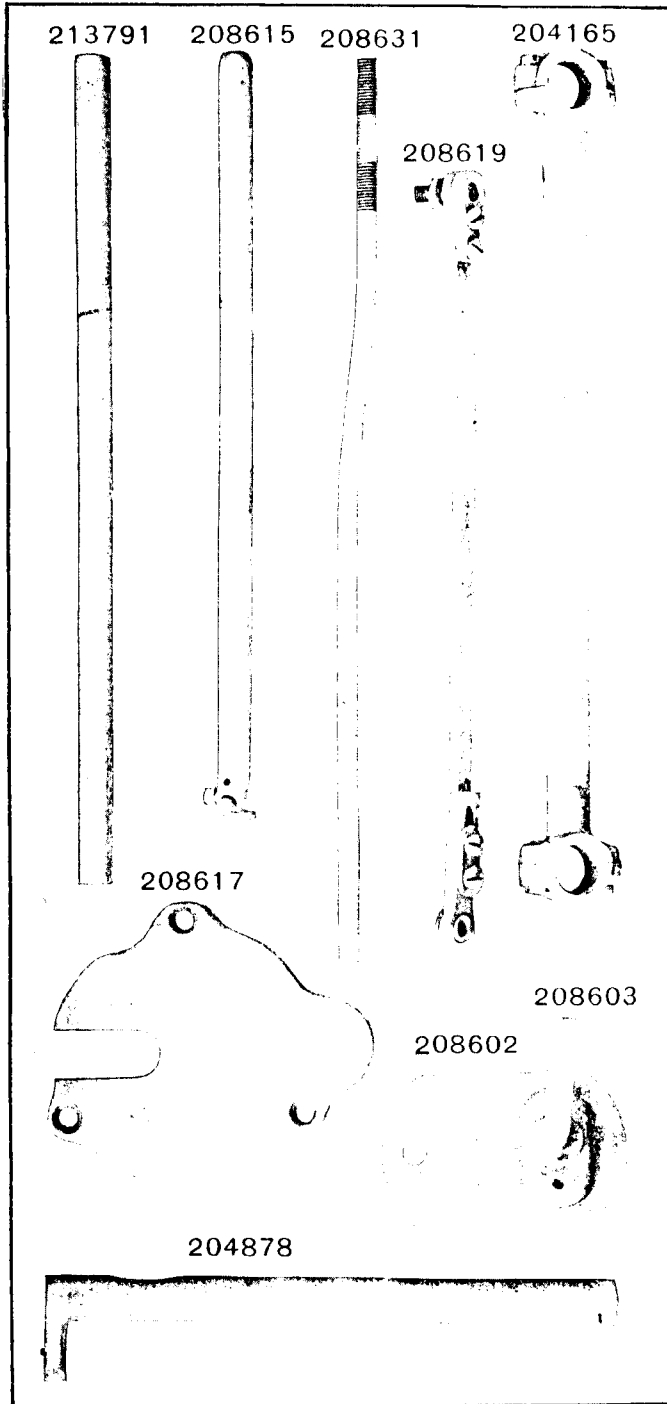


PLATE 10673 - FULL SIZE

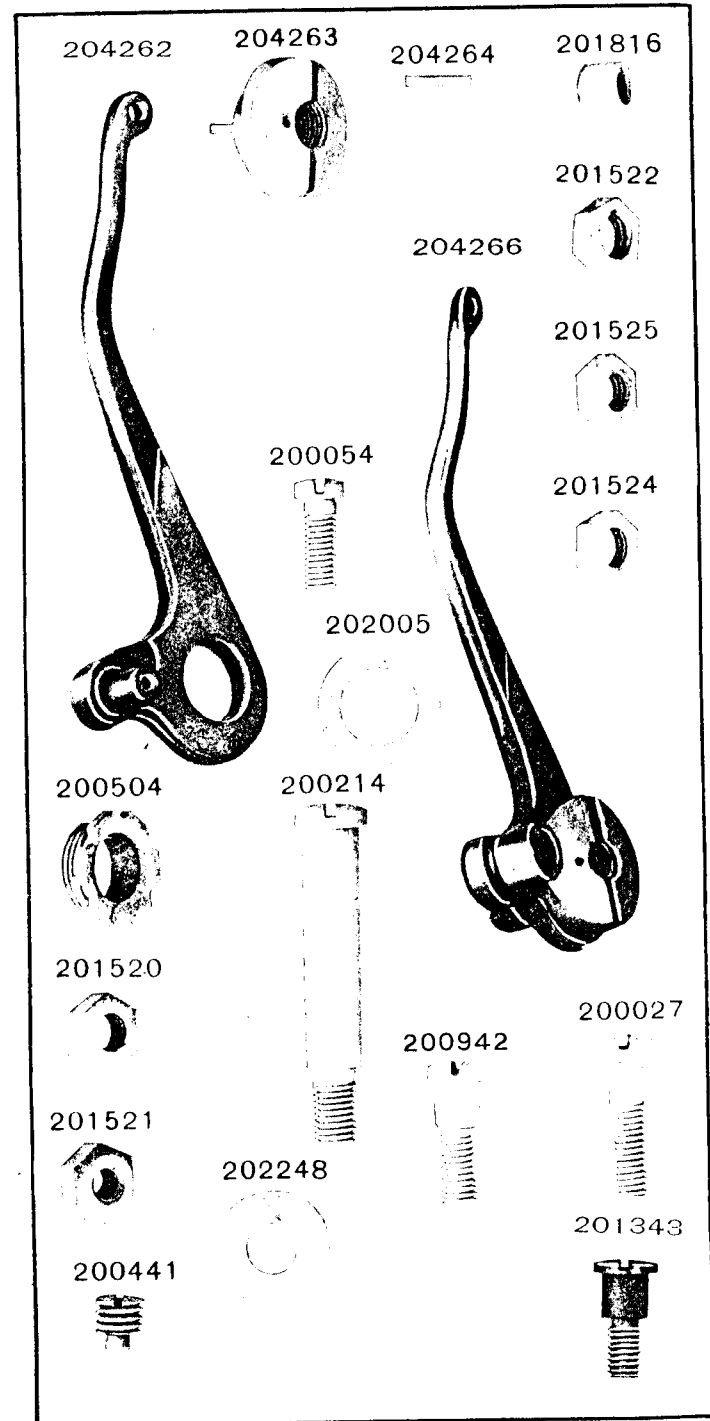


PLATE 10674 - ONE - HALF SIZE

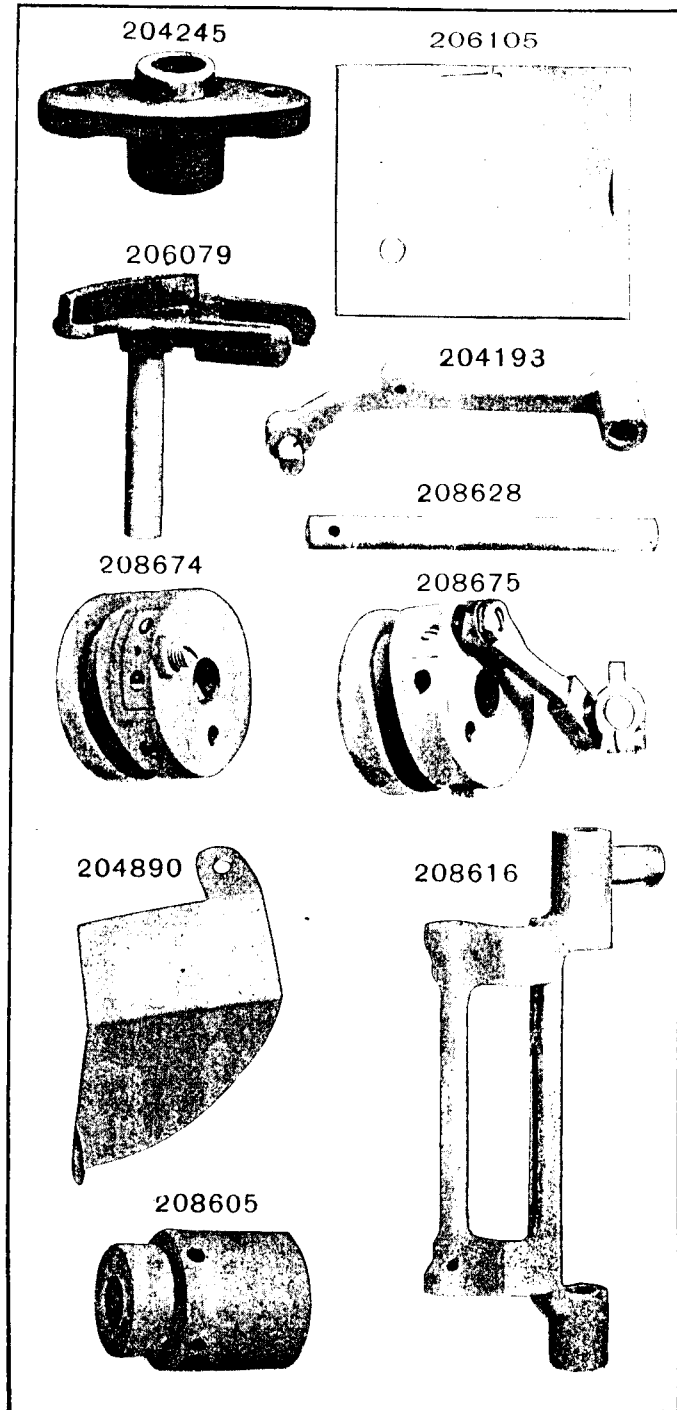


PLATE 10675 - FULL SIZE

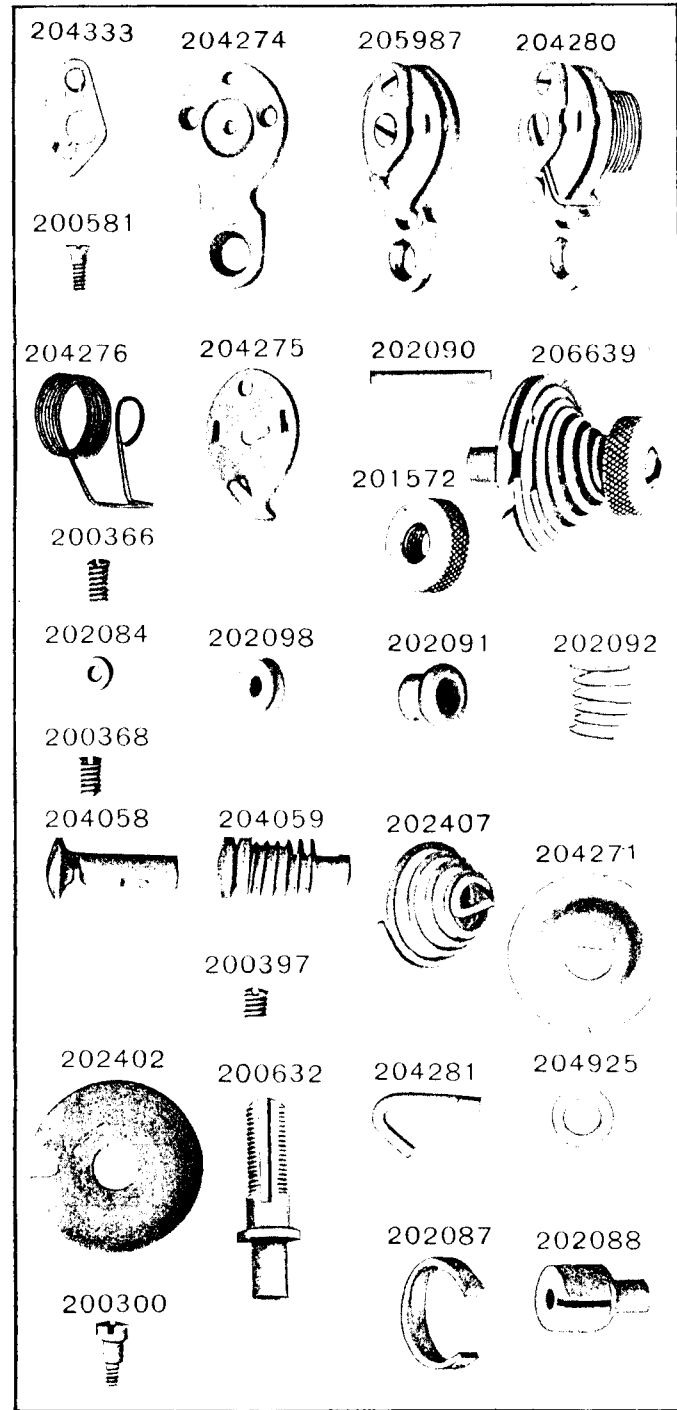


PLATE 10676--FULL SIZE




PLATE 10677--FULL SIZE

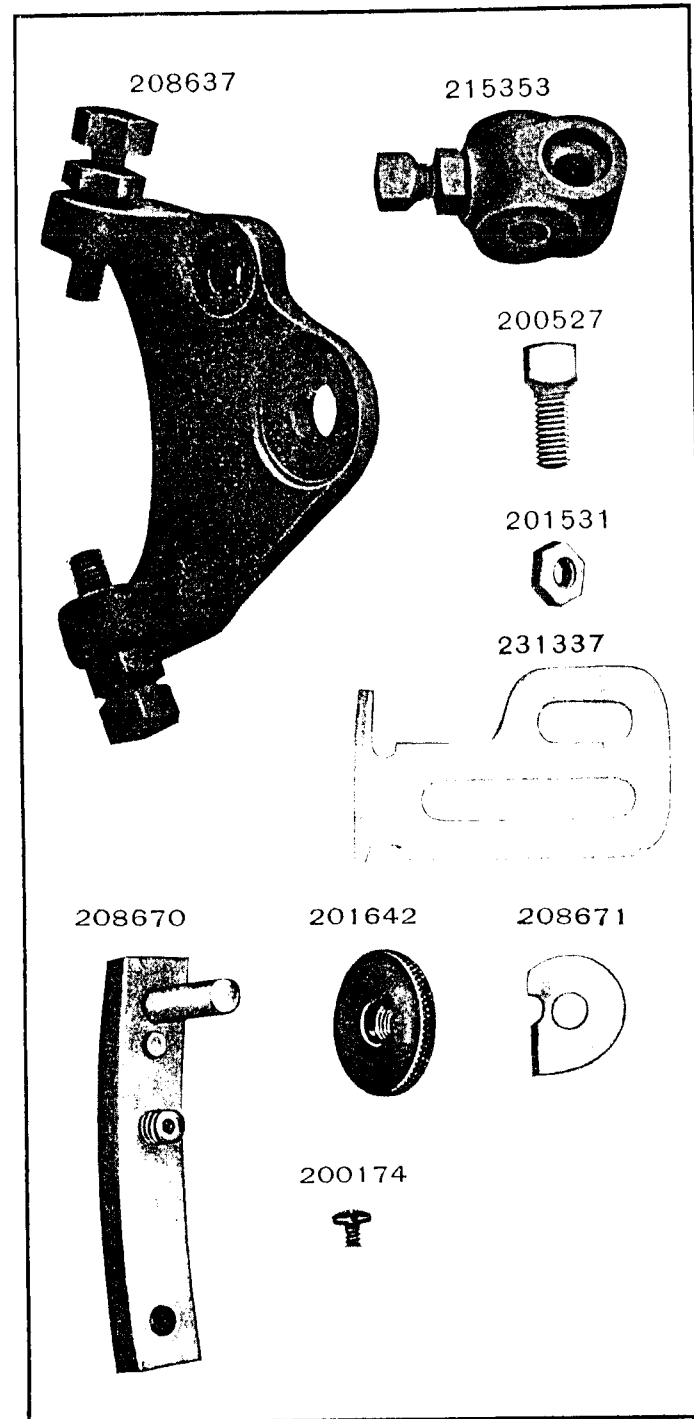


PLATE 10692 - FULL SIZE

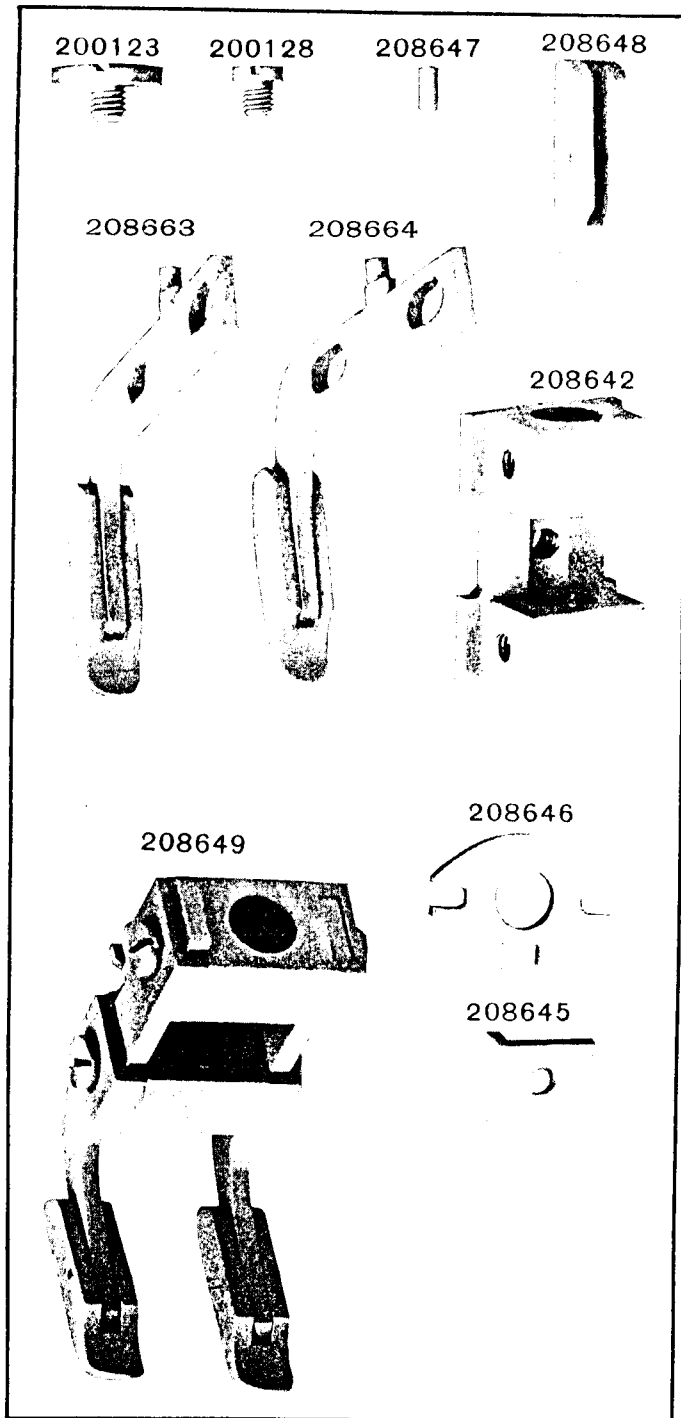


PLATE 10693 - ONE-FOURTH SIZE

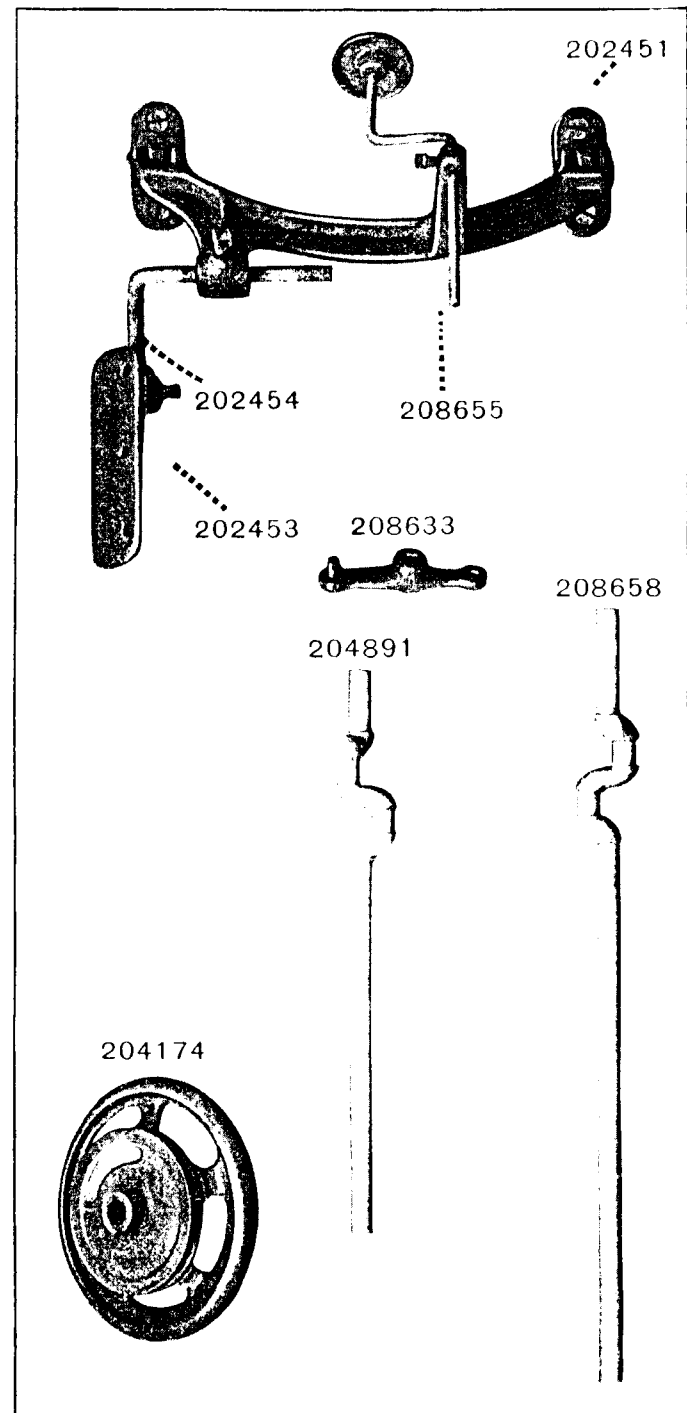
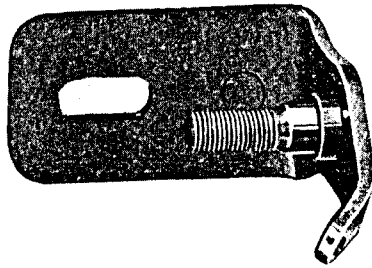



PLATE 10881—FULL SIZE

225461



225462




200082



202104



2102



202407



201499




201572



PLATE 10882—FULL SIZE

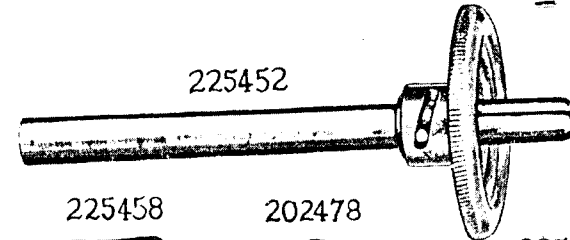
225453



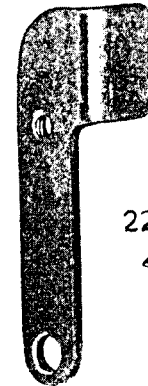
225454



225452



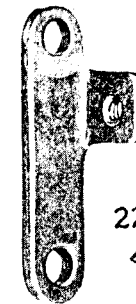
225458



225459




202478



225460



225455



225456



225438



225457



201052



200056



200299



225444



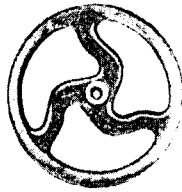


PLATE 10883—ONE-FOURTH SIZE

225463



202473



225436




PLATE 12311—FULL SIZE

200570



200062



200439



200278



200335



200328



200963



200550



200271



200042



200577



200516



200362



200378



200053



200043



200575



200430



200840



200031



200437



200383



200106



200079



PLATE 12319 - FULL SIZE

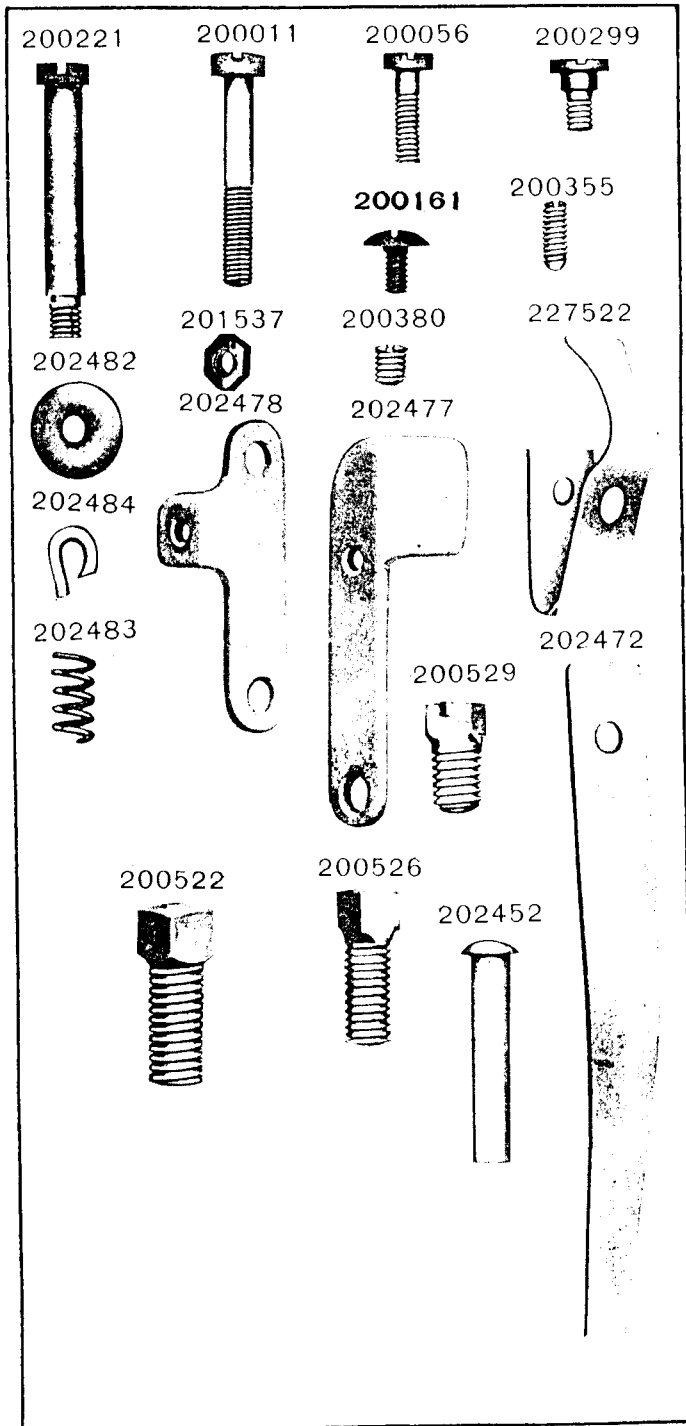


PLATE 12320 - ONE-HALF SIZE

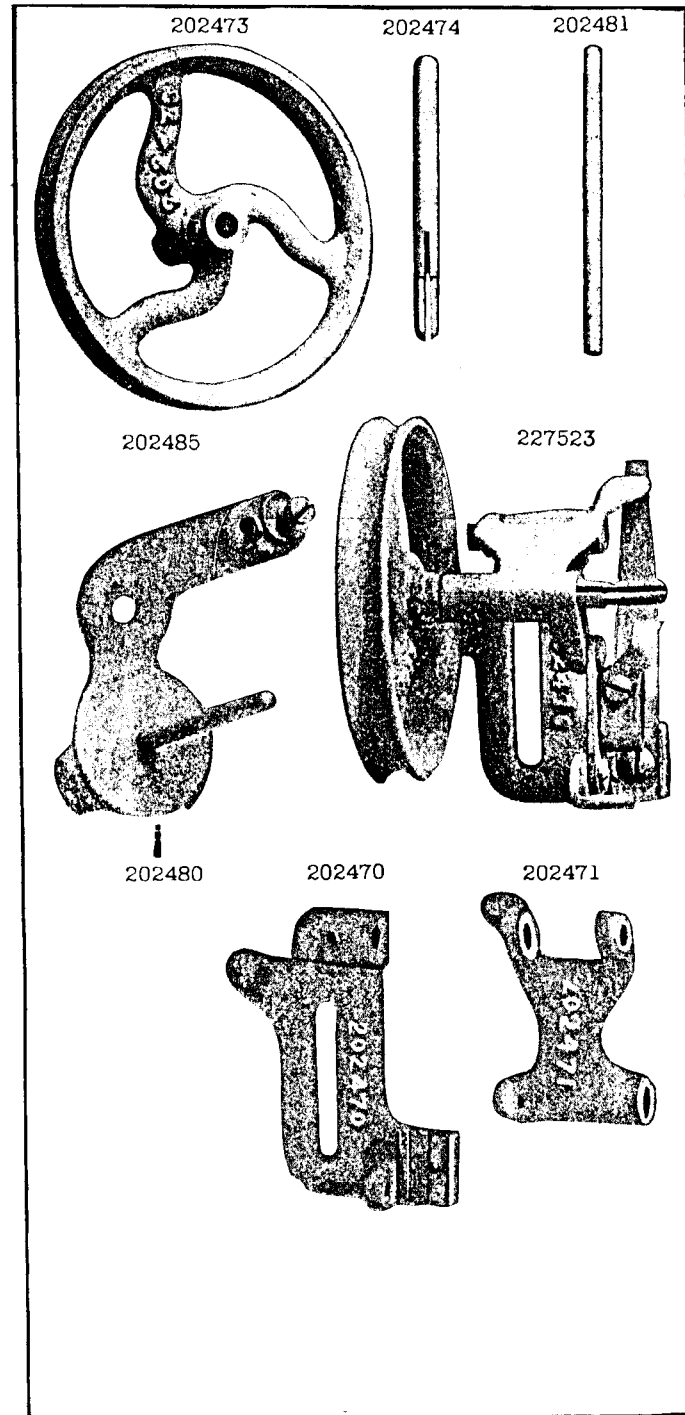


PLATE 12345—ONE-HALF SIZE

41400



225497



225498



202258



36578

225554



36579

