

**JUKI®**

2・3本針高速フラットベッド飾り縫ミシン  
2 and 3-Needle Flat Bed Coverstitch Machine

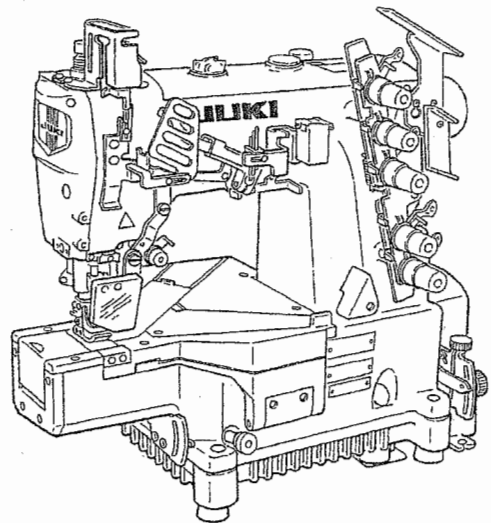
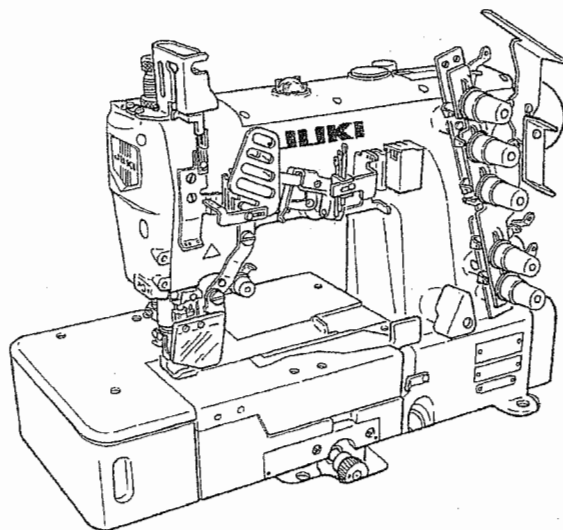
## **MF-7700 Series**

2・3本針高速シリンダーベッド飾り縫ミシン  
2 and 3-Needle Cylinder Bed Coverstitch Machine

## **MF-7800 Series**

ゲージマニュアル

# **GAUGE MANUAL**



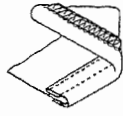

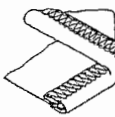
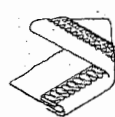
# 目 次

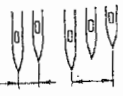
## CONTENTS

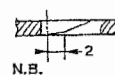
1. MF-7700 シリーズ 製品コード .....	1
MODEL NUMBERING SYSTEM OF MF-7700 SERIES .....	2
2. MF-7700 シリーズ 用途別ゲージツリー .....	3
GAUGE PARTS CONSTRUCTION CHART OF MF-7700 SERIES .....	3
3. MF-7700 シリーズ ゲージ一覧表 .....	6
TABLE OF SUBCLASS MACHINE GAUGE OF MF-7700 SERIES .....	6
4. MF-7700 シリーズ サブクラス別縫調整値一覧表 .....	7
TABLE OF SPECIFICATIONS OF STITCHING OF MF-7700 SERIES .....	7
5. MF-7700 シリーズ 装着・アタッチメント一覧表 .....	8
TABLE OF DEVICES & ATTACHMENTS OF MF-7700 SERIES .....	8
6. MF-7800 シリーズ 製品コード .....	9
MODEL NUMBERING SYSTEM OF MF-7800 SERIES .....	10
7. MF-7800 シリーズ 用途別ゲージツリー .....	11
GAUGE PARTS CONSTRUCTION CHART OF MF-7800 SERIES .....	11
8. MF-7800 シリーズ ゲージ一覧表 .....	17
TABLE OF SUBCLASS MACHINE GAUGE OF MF-7800 SERIES .....	17
9. MF-7800 シリーズ サブクラス別縫調整値一覧表 .....	19
TABLE OF SPECIFICATIONS OF STITCHING OF MF-7800 SERIES .....	19
10. MF-7800 シリーズ 装着・アタッチメント一覧表 .....	20
TABLE OF DEVICES & ATTACHMENTS OF MF-7800 SERIES .....	20
11. 市販装置一覧表 .....	22
COMMERCIALLY-AVAILABLE DEVICE .....	22


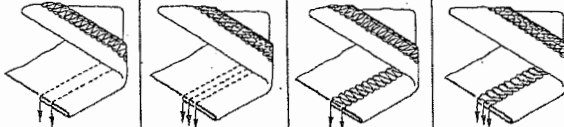

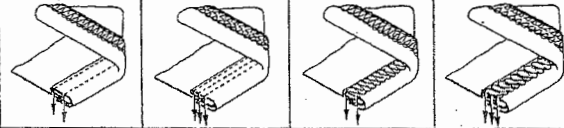

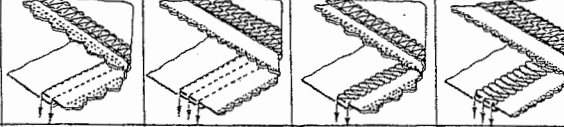
# MF - 77 2 3 - E 1 0 - B 5 6 / MD10 / TC13

装着・アタッチメント

縫目区分	
(12)	2本針片面飾り (上飾りなし) 
(13)	3本針片面飾り (上飾りなし) 
22	2本針両面飾り (上飾りあり) 
23	3本針両面飾り (上飾りあり) 

針幅区分		
コード	針幅寸法 (mm)	
32	3.2	※ 3本針の場合 は3.2 mm、 4.0 mmの 指定はでき ません。
40	4.0	
48	4.8	
56	5.6	
64	6.4	

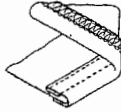

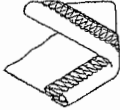
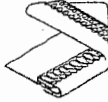
針板爪形状区分			
コード	爪形状	区分	用途
B	 N.B. ← 2	標準	ヘム縫い テープ取り レース・ゴム付け

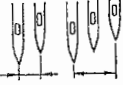
区分	機種別縫い上がり状態	機種別縫い上がり状態				備考
		(MF-7712)	(MF-7713)	MF-7722	MF-7723	
U10 多工程 						差動送り4列歯
C10 テープ取り 						
E10 レースゴム付け 						右カマメス付き

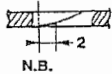
# MODEL NUMBERING SYSTEM OF MF-7700 SERIES


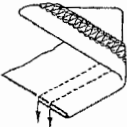
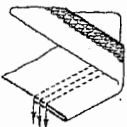
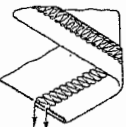
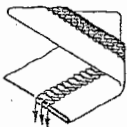

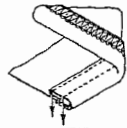
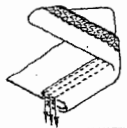
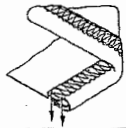
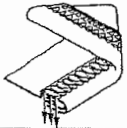

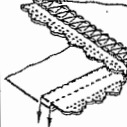
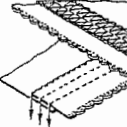
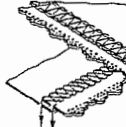
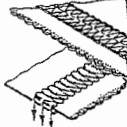
MF - 77 2 3 - E 1 0 - B 5 6 / MD10 / TC13

Devices and attachments

Stitch type	
(12)	2-needle bottom covering stitch (without top covering) 
(13)	3-needle bottom covering stitch (without top covering) 
22	2-needle top and bottom covering stitch (with top covering) 
23	3-needle top and bottom covering stitch (with top covering) 

Needle gauge		
Code	Needle width (mm)	
32	3.2	* In case of 3-needles, 3.2 mm and 4.0 mm can not be specified.
40	4.0	
48	4.8	
56	5.6	
64	6.4	

Tongue shape of throat plate			
Code	Tongue shape	Classification	Application
B	 N.B.	Standard	For hemming Collarette Elastic tape attaching

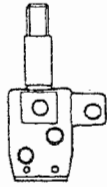
Classification		Finished state of each model				Remarks
		(MF-7712)	(MF-7713)	MF-7722	MF-7723	
U10	Universal 					Differential feed dog 4-row
C10	For collarette 					
E10	For elastic tape attaching 					Right hand fabric trimmer

# GAUGE PARTS CONSTRUCTION CHART OF MF-7700 SERIES

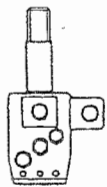
MF-7722-C10-B △△

MF-7723-C10-B △△

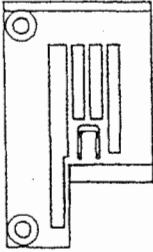
4.0 13350103



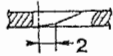
5.6 13350301  
6.4 13350400



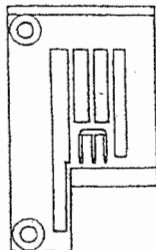
4.0 13351408



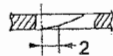
B type



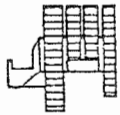
5.6 13351606  
6.4 13351705



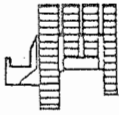
B type



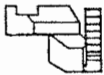
4.0 13353800



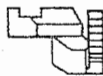
5.6 } 13353909  
6.4 }



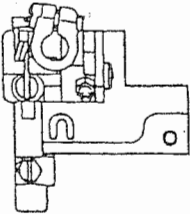
4.0 13357702



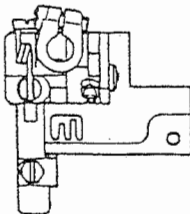
5.6 } 13357801  
6.4 }



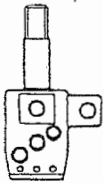
4.0 13376157

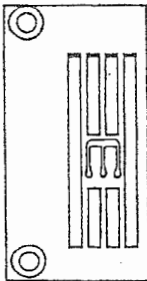


5.6 } 13376256  
6.4 }

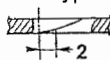


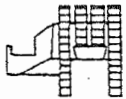
MF-7723-U10-B △△

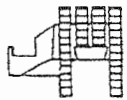
4.8	13350202	
5.6	13350301	
6.4	13350400	

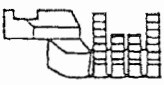
4.8	13354709	
5.6	13354808	
6.4	13351200	

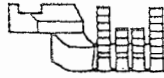
B type

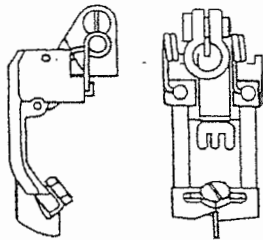


4.8	13354204	
5.6		

6.4	13353701	
-----	----------	---

4.8	13358304	
5.6		

6.4	13357603	
-----	----------	---

4.8	13376058	
5.6	13375050	
6.4		

### 3. MF-7700 シリーズ ゲージ一覧表

#### TABLE OF SUBCLASS MACHINE GAUGE OF MF-7700 SERIES

MF-7700 ゲージ一覧表

機種名 MACHINE STYLE	針留 NEEDLE HEAD	押え PRESSER FOOT	主送り歯 MAIN FEED DOG	差動送り歯 DIFFERENTIAL FEED DOG	針板 THROAT PLATE	針板取付板 THROAT PLATE SUPPORT	ベッドカバー BED TOP COVER	布板左 CLOTH PLATE LEFT	布板右 CLOTH PLATE RIGHT	上カバーA COVER-A-UT	前面カバー FRONT COVER	ブラケット BRACKET	サイドカバー SIDE COVER	スライドカバー SLIDE COVER
MF7723U10B48	13350202	13376058	13354204	13358304	13354709	13303052	13303102	13303607	13303706	40019324	13303359	13303409	13304100	13303805
MF7723U10B48UT33	13350301	13375050			13354808	40019327			40019317	40019324	40010330	40019333		40019325
MF7723U10B56						13303052			13303706		13303359	13303409		13303805
MF7723U10B56UT33						40019327			40019317	40019324	40010330	40019333		40019325
MF7723U10B64	13350400		13353701	13357603	13351200	13303052			13303706	40019324	13303359	13303409		13303805
MF7723U10B64UT33						40019327			40019317		40010330	40019333		40019325
多工程 (UNIVERSAL)														
MF7722C10B40	13350103	13376157	13353800	13357702	13351408	13303052	13303102	13303607	13303706		13303359		13304100	13303805
MF7722C10B40TC13								40019895						
MF7723C10B56	13350301	13376256	13353909	13357801	13351606			13303607						
MF7723C10B56TC13								40019895						
MF7723C10B64	13350400				13351705			13303607						
MF7723C10B64TC13								40019895						
レースゴム付け (ELASTIC TAPE ATTACHING)														
MF7722E10B40	13350103	40018288	13354006	13358106	13356001	13303052	13303102	40018135	40018137		40018177		40018139	13303805
MF7722E10B40MD10														
MF7722E10B40MD10TC13														
MF7723E10B56	13350301	40018289	13354105	13358205	13356209									
MF7723E10B56MD10														
MF7723E10B56MD10TC13														
MF7723E10B64	13350400				13356308									
MF7723E10B64MD10														
MF7723E10B64MD10TC13														

テープ取り (COLLARETTE)

MF-7700 SERIES	ルーバ 送り量 LOOPER GAUGE	針棒高さ NEEDLE HEIGHT	ルーバ アポイド LOOPER AVOID	送り歯高さ FEED DOG HEIGHT	スプレッタ ストローク SPREADER STROKE	スプレッタ 高さ SPREADER HEIGHT	スプレッタ 突出量 SPREADER GAUGE	左針との すきま LEFT CLEARANCE	固定糸案内 高さ S.S.E HEIGHT	可動糸案内 高さ M.S.E HEIGHT	揺動天秤 長さ Length of R.T.T-U	針糸案内高さ NEEDLE THREAD EYELET HEIGHT			押え上げ 高さ P.F. LIFT HEIGHT
												LEFT左	MIDDLE中	RIGHT右	
MF-7723-U10-B ΔΔ	4.8	1 ~ 1.1	3/4 ~ 2/3	1.0 ±0.1	16 ~ 18	8.3 ~ 8.7	4.5 ~ 5.5	0.1 ~ 0.3	0.4 ~ 1.0	0.8 ~ 1.2	H 95	H	H	H	5.0 (8.0)
	5.6											S	S	S	
	6.4											S	S	S	
MF-7722-C10-B ΔΔ	4.0	1 ~ 1.1	3/4 ~ 2/3	1.0 ±0.1	16 ~ 18	8.3 ~ 8.7	4.5 ~ 5.5	0.1 ~ 0.3	0.4 ~ 1.0	0.8 ~ 1.2	H 95	H	H	H	5.0 (8.0)
5.6	S											S	S		
6.4	S											S	S		
MF-7723-C10-B ΔΔ	3.7	1 ~ 1.1	3/4 ~ 2/3	1.0 ±0.1	16 ~ 18	8.3 ~ 8.7	4.5 ~ 5.5	0.1 ~ 0.3	0.4 ~ 1.0	0.8 ~ 1.2	H 95	H	H	H	5.0 (8.0)
4.5	S											S	S		
3.3	S											S	S		
MF-7722-E10-B ΔΔ	4.0	1 ~ 1.1	3/4 ~ 2/3	1.0 ±0.1	16 ~ 18	8.3 ~ 8.7	4.5 ~ 5.5	0.1 ~ 0.3	0.4 ~ 1.0	0.8 ~ 1.2	H 95	H	H	H	5.0 (8.0)
5.6	S											S	S		
3.7	S											S	S		
MF-7723-E10-B ΔΔ	3.3	1 ~ 1.1	3/4 ~ 2/3	1.0 ±0.1	16 ~ 18	8.3 ~ 8.7	4.5 ~ 5.5	0.1 ~ 0.3	0.4 ~ 1.0	0.8 ~ 1.2	H 95	H	H	H	5.0 (8.0)
4.5	S											S	S		
3.3	S											S	S		

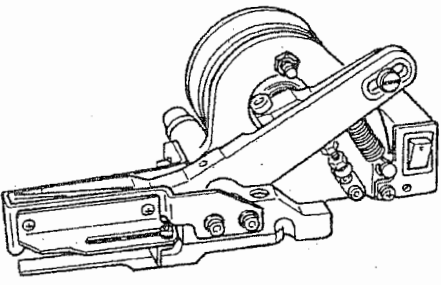


## 5. MF-7700 シリーズ 装着・アタッチメント一覧表

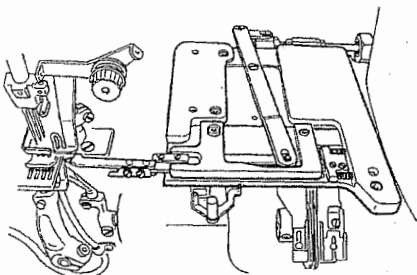
### TABLE OF DEVICES & ATTACHMENTS OF MF-7700 SERIES

型式 Device No.	名称・用途 Description & Specifications	適応機種 For model				備考 Note
		7712	7713	7722	7723	

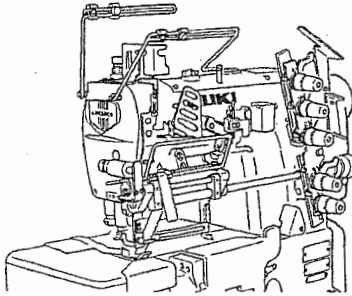
- テープカッター  
Elastic tape cutter

TC13	電磁式 Electromagnetic type					C10,E10用 For C10,E10
		○	○	○	○	

- 糸切り装置  
Under-bed thread trimming device

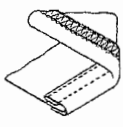

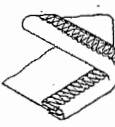
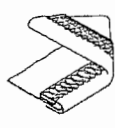
UT33	エア一式上下糸切り (自動押え上げ装置付き) Pneumatic type (Top & bottom thread trimmer + Auto-lifter)					
				○	○	

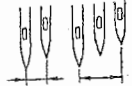
- レースゴム送り装置  
Elastic tape metering device

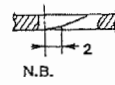
MD10	メカ式レースゴム送り装置 Metering device (Mechanical type)					E10用 For E 10
		○	○	○	○	


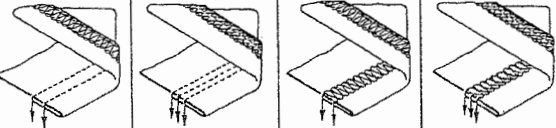

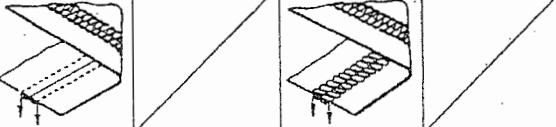



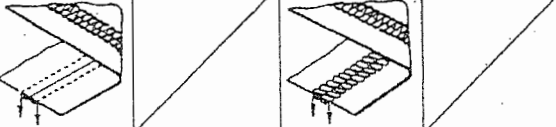

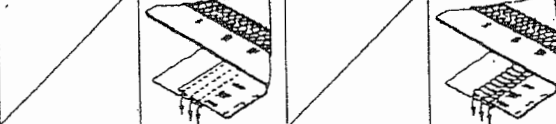
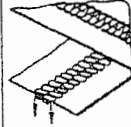
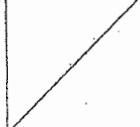


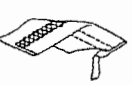




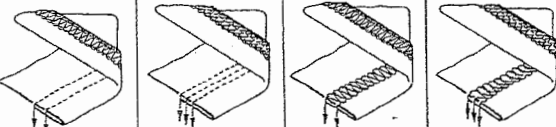
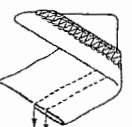
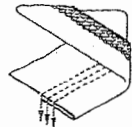
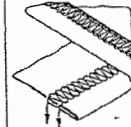
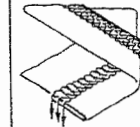




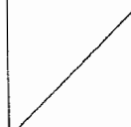
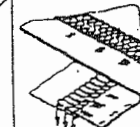
# MF - 78 23 - U10 - B56 / UT25 / SS10

装着・アタッチメント

縫目区分	
(12)	2本針片面飾り (上飾りなし) 
13	3本針片面飾り (上飾りなし) 
22	2本針両面飾り (上飾りあり) 
23	3本針両面飾り (上飾りあり) 

針幅区分		
コード	針幅寸法 (mm)	
32	3.2	※3本針の場合は 3.2 mm、4.0 mm、4.8mm の指定はでき ません。
40	4.0	
48	4.8	
56	5.6	
64	6.4	


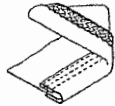
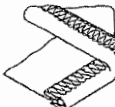
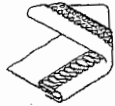
針板爪形状区分			
コード	爪形状	区分	用途
B	 N.B.	標準	ヘム縫い カバーリング エンドレスゴム付け

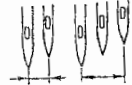
区分	機種別縫い上がり状態	機種別縫い上がり状態				備考
		(MF-7812)	MF-7813	MF-7822	MF-7823	
U10 	多工程 					差動送り4列歯
K10 	カバーリング 					中厚物用、調節式ガイド付き
H20 	ヘム縫い 					左カマメス付き
H10 	ヘム縫い 					
E10 	エンドレスゴム付け 					右カマメス付き

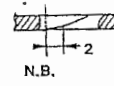
# MODEL NUMBERING SYSTEM OF MF-7800 SERIES


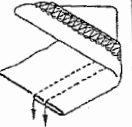
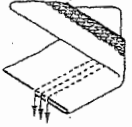
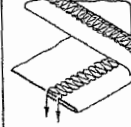
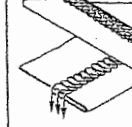

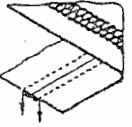
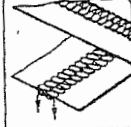

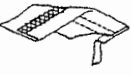


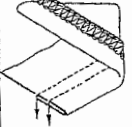
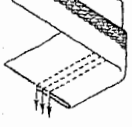
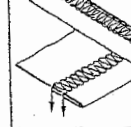
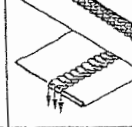


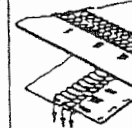
MF - 7 8 **2 3** - **U 1 0** - **B 5 6** / UT25 / SS10

Devices and attachments

Stitch type	
(12)	2-needle bottom covering stitch (without top covering) 
13	3-needle bottom covering stitch (without top covering) 
22	2-needle top and bottom (with top covering) 
23	3-needle top and bottom (with top covering) 

Needle gauge		
Code	Needle width(mm)	
32	3.2	*In case of 3-needles, 3.2mm 4.0mm and 4.8mm can not be specified.
40	4.0	
48	4.8	
56	5.6	
64	6.4	

Tongue shape of throat plate			
Code	Tongue shape	Classification	Application
B	 N.B.	Standard	For hemming Covering Endless elastic tape attaching

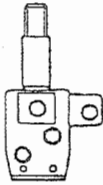
Classification		Finished state of each model				Remarks
		(MF-7812)	MF-7813	MF-7822	MF-7823	
U10	Universal 					Differential feed dog 4-row
K10	Covering 		/		/	With adjustable seam guide
H20	Hemming 			/	/	Left hand fabric trimmer
H10	Hemming 					
E10	Endless elastic tape attaching 	/		/		Right hand fabric trimmer

# GAUGE PARTS CONSTRUCTION CHART OF MF-7800 SERIES

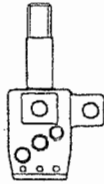
MF-7822-U10-B △△

MF-7823-U10-B △△

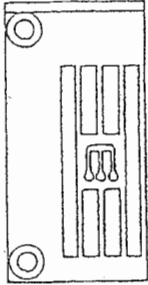
4.8 13350509



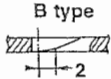
5.6 13350301  
6.4 13350400



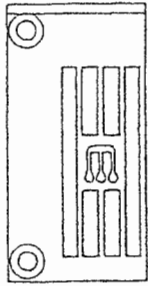
4.8 13354709



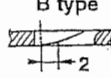
B type



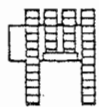
5.6 13354808  
6.4 13351200



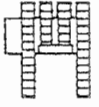
B type



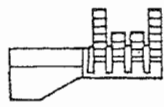
4.8 }  
5.6 } 13431200



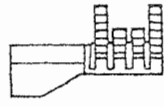
6.4 13430103



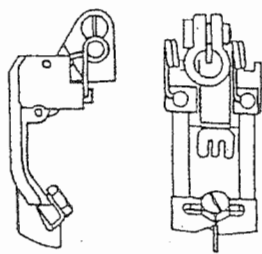
4.8 }  
5.6 } 13433503



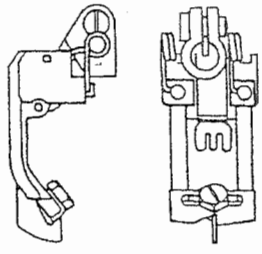
6.4 13432109



4.8 13376058



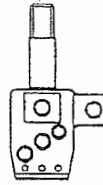
5.6 }  
6.4 } 13375050



MF-7823-H20-B △△

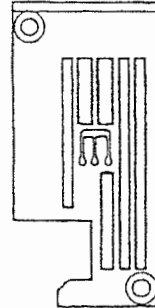
5.6 13350301

6.4 13350400

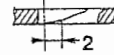


5.6 13445200

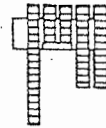
6.4 13445309



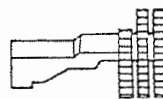
B type



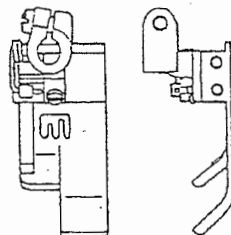
5.6 }  
6.4 } 13431101



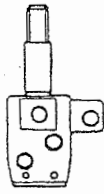
5.6 }  
6.4 } 13433404



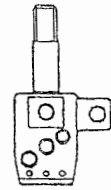
5.6 }  
6.4 } 13467758



4.8 13350509

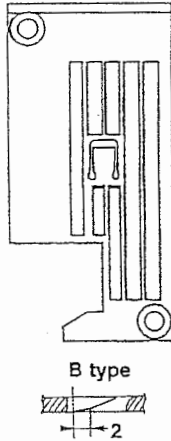


5.6 13350301

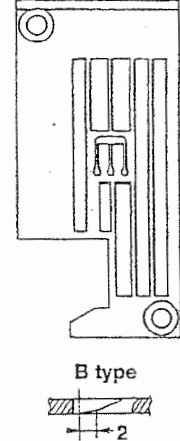


6.4 13350400

4.8 13445101

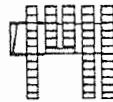


5.6 40032898

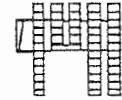


6.4 40032899

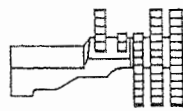
4.8 13431002



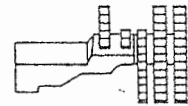
5.6 } 40032900  
6.4 }



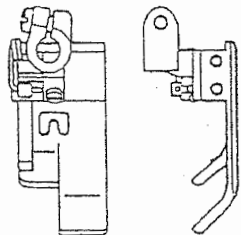
4.8 13433305



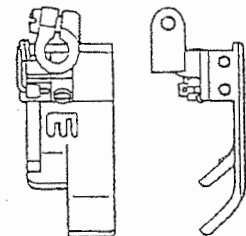
5.6 } 40032901  
6.4 }



4.8 40032255



5.6 } 13467758  
6.4 }

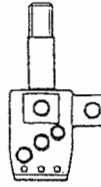


※ (注意) -- 上記ゲージの切替は2005年後半の予定。  
\* (Caution) -- Changeover of the aforementioned gauge is scheduled to be in the latter half of 2005.

MF-7823-K10-B△△

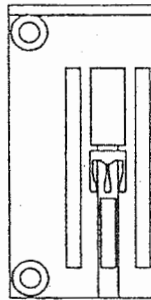
5.6 13350301

6.4 13350400

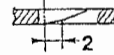


5.6 13352307

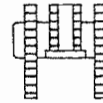
6.4 13352406



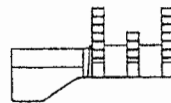
B type



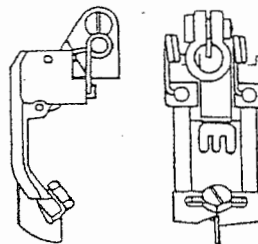
5.6 }  
6.4 } 13430707



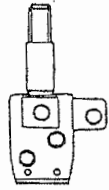
5.6 }  
6.4 } 13432901



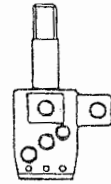
5.6 }  
6.4 } 13375050



4.0 13350103

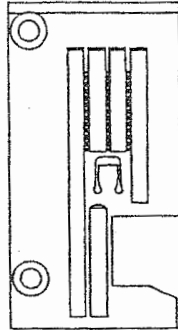


5.6 13350301

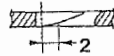


6.4 13350400

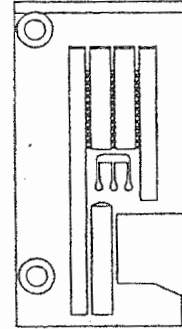
4.0 13356001



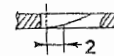
B type



5.6 13356209

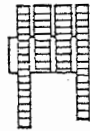


B type

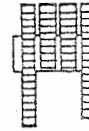


6.4 13356308

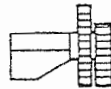
4.0 13430806



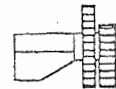
5.6 } 13430905  
6.4 }



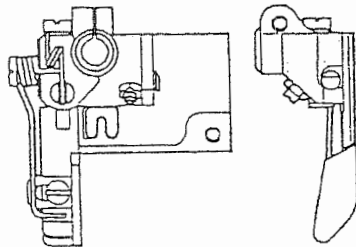
4.0 13433107



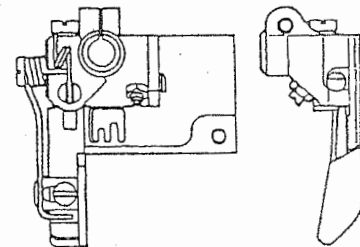
5.6 } 13433206  
6.4 }



4.0 40022100



5.6 } 40022101  
6.4 }

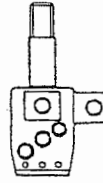




MF-7823-H10-B △△

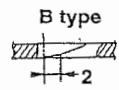
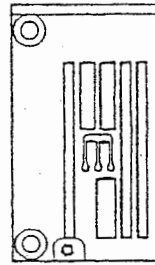
5.6 13350301

6.4 13350400

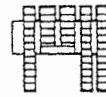


5.6 13355706

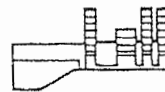
6.4 13355805




5.6 }  
6.4 } 13430509



5.6 }  
6.4 } 13432703



5.6 }  
6.4 } 40027897



MF-7800 ゲージ一覧表

機種名 MACHINE STYLE	針留 NEEDLE HEAD	押え PRESSER FOOT	主送り歯 MAIN FEED DOG	差動送り歯 DIFFERENTIAL FEED DOG	針板 THROAT PLATE	針板取付板 THROAT PLATE SUPPORT	スイングダウン カバー SWING DOWN COVER	クロスフレート フロント CLOTH PLATE FRONT	ベッドトップ カバー BED TOP COVER	クロスフレート クミ CLOTH PLATE ASM.	スライド カバー SLIDE COVER	サイドカバー クミ SIDE COVER ASM.	ブラケット BRACKET
多工程 (UNIVERSAL)													
MF7822U10B48	13350509	13376058	13431200	13433503	13354709	13400650	13400908	13401005	13400700	13401351	13401401	13401757	13402904
MF7822U10B48UT25													
MF7822U10B48UT25SS10					13354808								
MF7822U10B56	13350301	13375050											
MF7822U10B56UT25													
MF7822U10B56UT25SS10													
MF7822U10B64	13350400		13430103	13432109	13351200								
MF7822U10B64UT25													
MF7822U10B64UT25SS10													
カバーリング (COVERING)													
MF7823K10B56	13350301	13375050	13430707	13432901	13352307	13400650	13400908	13401005	13400700	13401351	13401401	13401757	13402904
MF7823K10B56UT25													
MF7823K10B64	13350400				13352406								
MF7823K10B64UT25													
天ゴム付け (ELASTIC)													
MF7823E10B56PL11	13350301	40022101	13430806	13433320	13356209	40016781	40016784	40016783	13400700	13401351	40016782	13401757	
MF7813E10B56UT24PL11													
MF7813E10B56UT24PL11MC35					13356308								
MF7823E10B64PL11	13350400												
MF7813E10B64UT24PL11													
MF7813E10B64UT24PL11MC35													

MF-7800 ゲージ一覧表

機種名 MACHINE STYLE	針留 NEEDLE HEAD	押え PRESSER FOOT	主送り歯 MAIN FEED DOG	差動送り歯 DIFFERENTIAL FEED DOG	針板 THROAT PLATE	針板取付板 THROAT PLATE SUPPORT	スイングダウンカバー SWING DOWN COVER	クロスプレートフロント CLOTH PLATE FRONT	ベッドトップカバー BED TOP COVER	クロスプレートクミ CLOTH PLATE ASM.	スライドカバー SLIDE COVER	サイドカバークミ SIDE COVER ASM.	ブラケット BRACKET N
MF7823H20B48	13350509	40032255	13431002	13433305	13445101	13462551	13462304	13462403	13400700	13401351	13463351	13463450	
MF7823H20B48MC36													
MF7823H20B48UT25													
MF7823H20B48UT25SS10													
MF7823H20B48UT25MC35													
MF7823H20B48UT25MC35SS10	13350301	13467758	13431101	13433404	13445200								
MF7823H20B56													
MF7823H20B56MC36													
MF7823H20B56UT25													
MF7823H20B56UT25SS10													
MF7823H20B56UT25MC35													
MF7823H20B56UT25MC35SS10	13350400				13445309								
MF7823H20B64													
MF7823H20B64MC36													
MF7823H20B64UT25													
MF7823H20B64UT25SS10													
MF7823H20B64UT25MC35													
MF7823H20B64UT25MC35SS10	13350301	40027897	13430509	13432703	*40032900	*40032901	*40032900	*40032901					
MF7823H20B64	13350400												
MF7823H20B64MC36													
MF7823H20B64UT25													
MF7823H20B64UT25SS10													
MF7823H20B64UT25MC35													
MF7823H20B64UT25MC35SS10	13350301	40027897	13430509	13432703	13355706	13400650	13400908	13401005			40027898		40030411
MF7823H10B56UT25	13350400				13355805								
MF7823H10B64UT25													
MF7823H10B64UT25SS10													
MF7823H10B64UT25MC35													

\* H20 新タイプ針板・送り歯の切り替えは2005年後半の予定。

\* Changeover of H20 new type throat plate and feed dog is scheduled to be in the letter half of 2005.

MF-7800 SERIES	ルーバ 返り量 LOOPER GAUGE	針棒高さ NEEDLE HEIGHT	ルーバ アポイド LOOPER AVOID	送り歯高さ FEED DOG HEIGHT	スプレッタ ストローク SPREADER STROKE	スプレッタ 高さ SPREADER HEIGHT	スプレッタ 突出量 SPREADER GAUGE	左針との すきま LEFT CLEARANCE	固定糸案内 高さ S.S.E HEIGHT	可動糸案内 高さ M.S.E HEIGHT	揺動天秤 長さ Length of R.T.T-U	針糸案内高さ NEEDLE THREAD EYELET HEIGHT			押え上げ 高さ P.F. LIFT HEIGHT
												LEFT 左	MIDDLE 中	RIGHT 右	
MF-7822-U10-B △△	4.8	3.5									H 90	H 13	H 16	H 19	5.0 (8.0)
MF-7823-U10-B △△	5.6	3.1									S 98	S 15	S 13	S 11	
MF-7823-K10-B △△	6.4	2.7													
MF-7823-H20-B △△	5.6	3.1													
MF-7823-E10-B △△	6.4	2.7													
MF-7823-H10-B △△	5.6	3.1													
	6.4	2.7													

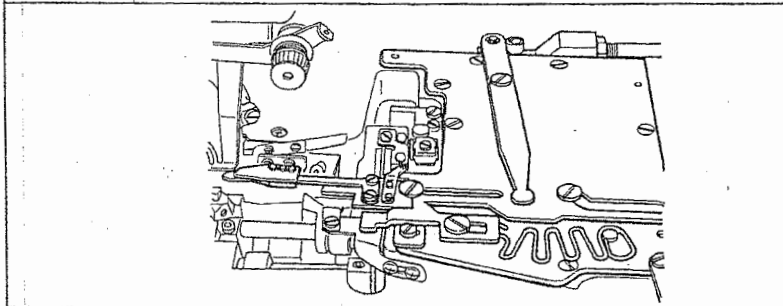
# 10. MF-7800 シリーズ 装着・アタッチメント一覧表

## TABLE OF DEVICES & ATTACHMENTS OF MF-7800 SERIES

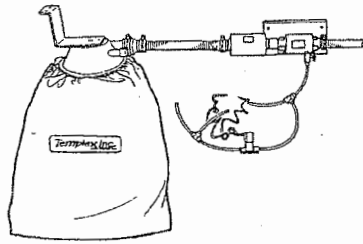
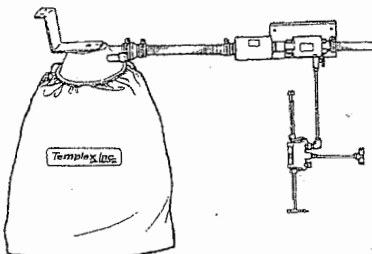
型式 Device No.	名称・用途 Description & Specifications	適応機種 For model				備考 Note
		(7812)	(7813)	7822	7823	

- 糸切り装置  
Under-bed thread trimming device

UT24	エア式下糸切り (エアブロー式ワイパー、自動押上げ装置付き) Pneumatic type (Bottom thread trimmer + Air blow type wiper + Auto lifter)	○	○			
UT25	エア式上下糸切り (自動押上げ装置付き) Pneumatic type (Top & bottom thread trimmer + Auto lifter)			○	○	

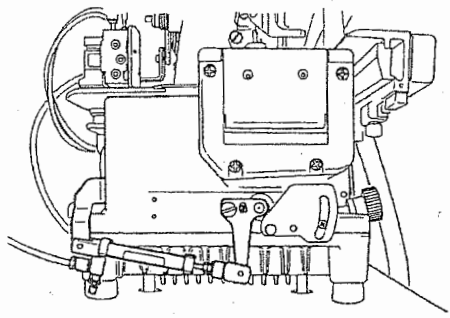


- 集塵装置  
Cloth chip suction device

MC35	電磁弁式切り屑集塵装置 Pneumatic cloth chip suction device with a solenoid valve air switch 	○	○	○	○	E10,H20用 For E10,H20
MC36	ペダル連結棒式切り屑集塵装置 Pneumatic cloth chip suction device with a pedal connecting rod air switch 	○	○	○	○	E10,H20用 For E10,H20

Device No.	Description & Specifications	(7812)	(7813)	7822	7823	Note
------------	------------------------------	--------	--------	------	------	------

• ショートステッチ装置  
Short stitch device

SS10	ショートステッチ装置 Short stitch device					U10,H20用 For U10,H20
		○	○	○	○	

• 先引きプーラー  
Cloth puller

PL10	先引きプーラーギアタイプ Cloth puller teeth type	○	○	○	○	
PL11	先引きプーラーフラットタイプ Cloth puller smooth type	○	○	○	○	

• ゴム張り装置  
Tension roller

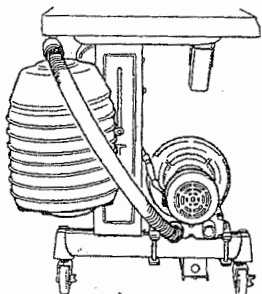
TR06	固定式ローラ Fixed roller tensioner	○	○	○	○	E10,E20,E21用 For E10,E20,E21
------	----------------------------------	---	---	---	---	---------------------------------

# 11. 市販装置

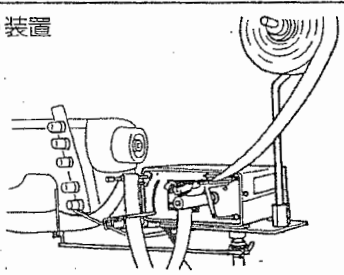
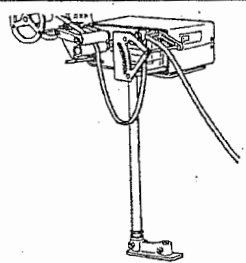
## COMMERCIALLY-AVAILABLE DEVICE

型式 Device No.	名称・用途 Description & Specifications	適応機種 For Model	備考 Note
------------------	---------------------------------------	-------------------	------------

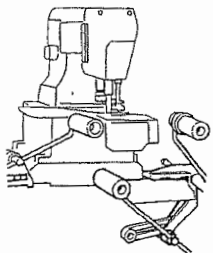
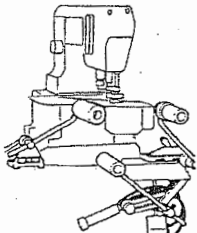
- 集塵装置  
Cloth chip suction device

(MC34)	ブローモータ Blower Motor 	MF-7800-H20 MF-7800-E10	
--------	---	----------------------------	--

- テープ送り装置  
Tape feeder

	メリヤステープ送り装置 For collarette tape 	MF-7700-C10	
	ゴム送り装置 For elastic tape 	MF-7700-E10	

- ゴム張り装置  
Tension roller

	固定式ローラ Fixed roller tensioner 	MF-7800-E10 MF-7800-E20,21	
	エアー式ローラ Pneumatic roller tensioner 	MF-7800-E10 MF-7800-E20,21	

A large rectangular area with rounded corners, containing a series of horizontal lines for writing. The top half of the page is blank, and the bottom half is filled with 18 horizontal lines.



**JUKI®**

JUKI 株式会社

JUKI CORPORATION



Copyright © 1998-2005 JUKI CORPORATION.  
本書の内容を無断で転載、複写することを  
禁止します。

All rights reserved throughout the world.

\* このゲージマニュアルは、2005年1月現在の商品仕様で編集・印刷したものです。

\* The description covered in this Instruction Manual/Parts List is subject to change for improvement of the commodity without notice.

05 - 02 Printed in Japan (E)