


SINGER
159B2

159B2 PARTS LIST

Parts No.	Description	Parts No.	Description
159B2 0 2	Oil reservoir	159B2-0 25	Spreader lever large
" 0 3	Pulley	" 0 26	Spreader shaft with nut
" 0 4	Base cover	" 0 27	Collar for 0 25
" 0 4 A	Base cover side	" 0 28	Bushing for 0 29
" 0 4 B	Base cover front	" 0 29	Spreader lever small
" 0 4 C	Stopper spring	" 0 30	Screw for 0 29
" 0 5	Bracket for press spring	" 0 31	Pin for 0 29
" 0 6	Crank shaft	" 0 32	Spreader holder
" 0 7	Bushing lower front	" 0 33	Spreader
" 0 8	Bushing lower rear	" 0 34	Looper rod
" 0 9	Bushing lower middle	" 0 35	Ball stud for 0 34
" 0 10	Bushing upper rear	" 0 36	Guide plate for 0 33
" 0 11	Bushing upper middle	" 0 37	Shaft for 0 39
" 0 12	Flange bushing upper	" 0 38	Bushing for 0 39
" 0 13	Bushing upper front	" 0 39	Looper carrier
" 0 14	Crank connecting rod	" 0 40	Looper
" 0 14 A	Screw for 0 14	" 0 41	Eccentric cam for 0 34
" 0 15	Arm	" 0 42	Eccentric cam for 0 43
" 0 16	Arm shaft crank	" 0 43	Thread regulator rod
" 0 17	Collar for 0 18	" 0 44	Ball stud for 0 43
" 0 18	Looper thread take-up	" 0 45	Guide plate for 0 41
" 0 19	Needle thread take-up	" 0 46	Thread regulating lever
" 0 20	Presser foot right	" 0 46 A	Pin for 0 46
" 0 21	Presser foot left	" 0 47	Thread regulator
" 0 21 A	Presser foot guide	" 0 48	Feed eccentric cam
" 0 22	Looper eccentric cam	" 0 49	Feed rod
" 0 23	Spreader rod	" 0 50	Feed regulating screw set
" 0 23 A	Connecting rod for 0 23	" 0 50 A	Collar for 0 50
" 0 23 B	Nut for 0 23 A	" 0 50 B	Nut for 0 50
" 0 23 C	Nut small for 0 23 A	" 0 51	Feed shaft
" 0 24	Ball stud for 0 23 A	" 0 52	Feed shaft connection


Parts No.	Description
159B2 0-53	Wearing plate upper for 0 52
" 0-54	Wearing plate lower for 0-52
" 0-55	Throat plate
" -0-56	Feed dog
" -0-57	Ruler front
" 0-58	Ruler rear
" 0-59	Ruler lower
" 0 60	Thread guide bar
" 0-61	Looper thread guide
" -0-62	Cover plate
" 0-63	Thread guide
" 0-64	Arm shaft crank
" 0-65	Stud screw for crank
" 0-66	Needle bar connecting rod
" 0 67	Needle bar crank
" 0 68	Presser bar holder right
" 0-69	Presser bar holder left
" 0 70	Presser foot lefter lever
" 0 71	Pin for 0-71
" 0 72	Presser bar
" 0-73	Bushing upper for 0-72
" 0 74	Bushing lower for 0-72
" 0 75	Bracket for 0-70
" -0 76	Presser foot lifting lever
" -0-77	Presser foot lifting spring
" -0-78	Needle bar with nut
" -0-79	Bushing upper for 0-78
" -0 80	Bushing lower for 0 78
" -0-81	Feed shaft pin
" -0-82	Feed shaft
" 0 83	Bushing for 0-82
" -0-84	Feed cam
" 0-85	Needle thread guide
" -0-86	Collar for 0-15

Parts No.	Description
159B2-0-87	Stopper for 0 2
" -0 88	Screw for presser plate
" -0 89	Stopper for 0-89
" -0 90	Thread guide roller
" -0-91	Thread guide
" -0-92	Disc for 0-93
" -0 93	Thread tension set
" -0 94	Spring for 0 93
" -0 95	Nut for 0-93
" -0-96	Cover plate
" -0 97	Arm side cover
" -0 98	Spring piece for 0 93
" S 1	Screw for 0 3
" S 2	Screw for 0 53
" -S 3	Screw for 0 96
" -S 4	Screw for 0 78
" -S 5	Screw for 0 40
" -S 6	Screw for 0 36
" S 7	Screw for 0 66
" -S 8	Screw for 0 97
" -S 9	Screw for 0 60
" -S 10	Screw for 0-47
" S 11	Screw for 0 20
" S 12	Screw for 0 7
" S 13	Screw for 0 57
" S 14	Screw for 0 4
" S 15	Screw for 0 75
" -S-16	Screw for 0 5
" S 17	Screw for 0-91
" -S 18	Screw for 0 56




0-2

0-3



0-4



0-4-A

0-4-B

0-5




0-4-C







0-7




0-8



0-9




0-10



0-11



0-12




0-13



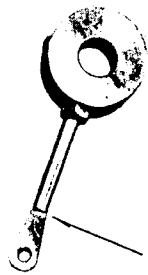
0-14~A



0-14



0-16



0-17

0-18




0-19



0-15



0-20



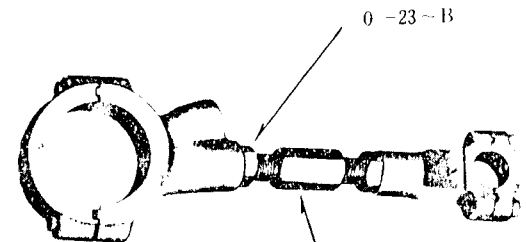
0-21



0-21-A



0-22



0-23


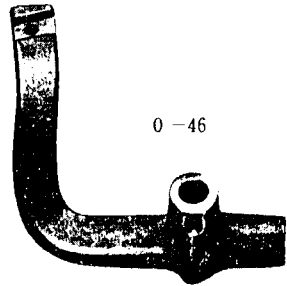


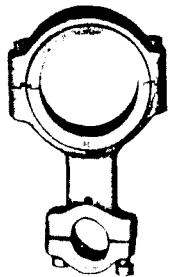

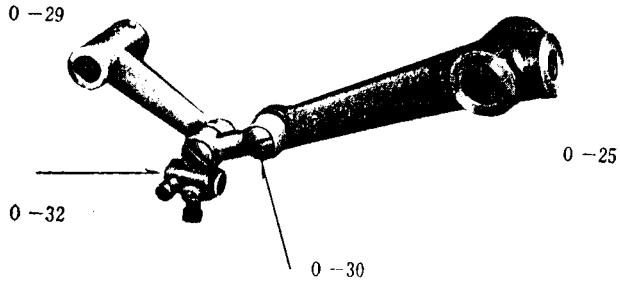
0-23-B

0-23-A

0-23-C




0-24





0-47



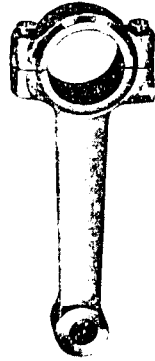
0-48




0-56



0-60



0-49



0-58



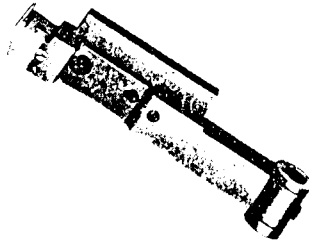
0-62

0-50-A

0-50-B



0-50



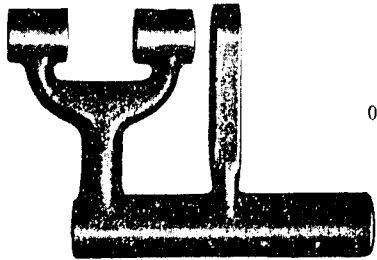
0-52



0-57



0-61

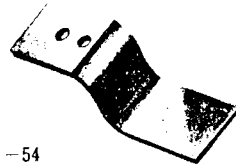


0-51

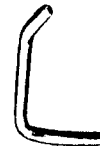
0-64



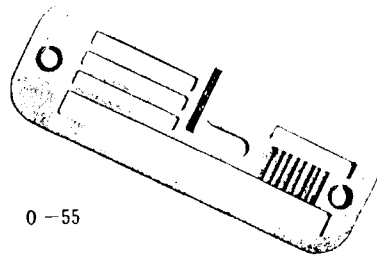
0-53



0-54



0-63



0-55



0-59



0-65



0-66



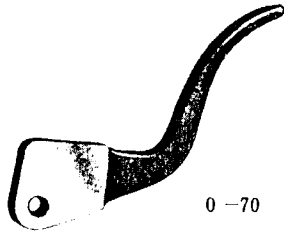
0-67




0-68



0-71



0-70



0-69



0-78



0-79



0-81



0-82



0-80



0-83



0-73



0-75



0-76~A



0-85

0-86



0-76



0-74



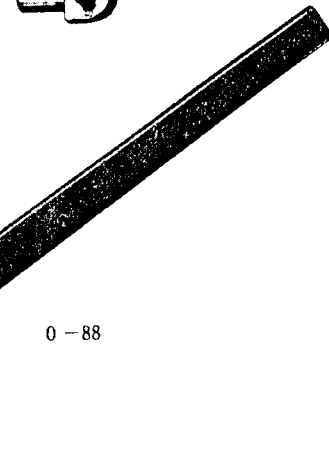
0-77



0-84




0-72



0-88

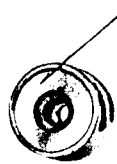


0-87





0-89



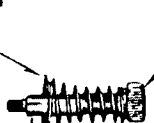
0-90

0-91



0-92

0-94



0-93

0-95



0-96



0-97



S-1



S-2



S-3



S-4



S-5



S-6



S-7



S-8



S-9



S-10



S-11



S-12



S-13



0-98



S-14



S-15



S-16



S-17



S-18