


# **SINGER**

**12W221, W222, W223, W224, W225**

Form 3107w  
(855)  
Printed in U. S. A.

# LIST OF PARTS



## SINGER<sup>™</sup> MACHINES

Nos. 12w221, 12w222, 12w223,  
12w224 and 12w225

---

THE SINGER MANUFACTURING COMPANY

## INSTRUCTIONS FOR OILING

---

To insure easy running and prevent unnecessary wear, the machine requires oiling. When in continuous use, "TYPE B" or "TYPE D" OIL, sold by Singer Sewing Machine Company, should be applied at least twice each day to all oiling points.

"TYPE D" OIL should be used when an oil is desired which will produce a minimum of stain on fabrics, even after a long period of storage.

## INDEX

	Page
Accessories.....	16
Auxiliary Rock Shaft.....	23
Bobbin Winders.....	16 & 18
Equipment for End on Set Up.....	21
Knee Lifter.....	17
Knee Lifter Rock Shaft.....	22
Machine No. 12w221.....	5
Machine No. 12w222.....	11
Machine No. 12w223.....	12
Machine No. 12w224.....	13
Machine No. 12w225.....	15
Machine Starting Rock Shaft.....	21
Numerical List of Parts.....	27
Starting Treadles.....	17, 19, 20 & 22

## INSTRUCTIONS FOR ORDERING

In ordering from this list, use ONLY the PART number in the FIRST column.

The number stamped on a Sewing Machine Part is the number of the Single Part only, except when the part includes Set Screws, Clamping Screws, Studs and Rollers Spun on, Small Wires riveted, or Parts soldered together, etc., which it is necessary to furnish in combination.

Every combination of parts sent out has its specific number which, although not stamped on Parts (except in above case), must be used when ordering the combination.

Each number always indicates the SAME PART in whatever list it appears, or for whatever Machine.

The letters after some of the numbers indicate the style of finish only, as follows:

- A—Hardened, Polished, Nickel Plated and Buffed.
- AL—Heat Treated for Toughness.
- ALX—Heat Treated for Toughness and Black Oxide.
- B—Polished, Nickel Plated and Buffed.
- C—Hardened only.
- D—Polished only.
- E—Soft, Not polished.
- F—Hardened and Polished.
- J—Nickel Plated only.
- R—Merlized.
- X—Black Oxide, for Iron and Steel.
- XC—Hardened and Black Oxide, for Iron and Steel.
- Y—Black Nickel Plated only.
- Z—Chromium Plated.

These letters MUST BE USED when they appear in the list and AFTER the number, as in the list.

In this series

1 to 1500, 200001 to 201500 and 350001 to 351500 are Screw Numbers.

1501 to 1800, 201501 to 201800 and 351501 to 351800 are Nut Numbers.

1801 to 2000, 201801 to 202000 and 351801 to 352000 are Roller Numbers.

2001 to 50000 and 202001 to 350000 are Numbers of Machine Parts.


The figures in the second column refer only to the plate in which the illustration of the part is shown and are NOT TO BE USED in ordering.

Two or more numbers over a cut indicate that the difference between such parts is not visible in an illustration.

Parts marked with an asterisk (\*) are furnished only when repairs are made at the factory.

## LIST OF PARTS COMPLETE

FOR



### MACHINE No. 12w221

HIGH ARM. FLAT BED. LOCK STITCH.

HAS STOP MOTION. NO FEED MOTION.

HORIZONTAL AXIS HOOK MACHINE.

ONE INCH NEEDLE BAR LIFT.

FOR TACKING COAT PADS, SHOULDER PADS, STAIR PADS.

BASTING HEAVY COATS AND OTHER THICK WORK

WITHOUT COMPRESSING THE PADDING.

No.	Plate	Arm	Name
*207891	---	Arm	
204163	17724	" Cap	
200278X	17724	" " Screw	
202248	17724	" " " Washer	
204235	17724	" Position Pin (2)	
200010E	17724	" Screw (3)	
202005	17724	" " Washer (3)	

No.	Plate	Name
208917	17724	Arm Shaft
204736	17724	" " Bushing (back)
200383C	17724	" " " " Set Screw
207887	17724	" " " " (front) with 202260
202260	17724	" " " " Oil Packing (wick)
200502X	17724	" " " " " Thumb Screw
200338C	17724	Arm Shaft Bushing (front) Set Screw
204706	17724	" " Connection with four 200054E (2)
200054E	17724	Arm Shaft Connection Screw
*207888	-----	Bed with 203376, 204245, 204393 and two 200516E
202258	17726	Bed Hinge Connection (2)
200570E	17726	" " " " Screw (4)
206105	17726	" Slide (back)
207906	17726	" " (front) and Work Support
206076	17702	Bobbin
208382	17702	" Case (solid center bearing) with 204181
*204181	-----	Bobbin Case Position Finger
204531	17702	" " Tension Spring
200598C	17702	" " " " Adjusting Screw
200592C	17702	Bobbin Case Tension Spring Screw
-208383	17702	Bobbin Case complete, Nos. 200592C, 200598C, 204531 and 208382
207892	17706	Face Plate with 200366X, 202087, 202090, 204185, 204281, 204730, two each 200368X and 200397X
200053C	17706	Face Plate Screw
204185	17706	" " Thread Guide
200397X	17706	" " " " Set Screw
207893	17706	Face Plate complete, Nos. 200577A1, 204059, 204272, 204731, 204795, 207812, 207892, 207901, two each 200118F, 201537E, 202603 and 350537E
204216	17702	Hook (sewing) with 204217
204217	17702	" Bobbin Case Stud
204218	17702	" Bracket with 200379C and three 204234
204219	17702	Hook Bracket 204218 with 204226
207820	17702	" " 204219 with 204224, 204225, 204229, 204539, two each 204223 and 204231
200379C	17702	Hook Bracket Adjusting Screw (lower)
200334C	17702	" " " " (upper)
204539	17702	" " Bobbin Case Stop (hinged)
204223	17702	" " " " Hinge Pin
204224	17702	" " " " Latch
204223	17702	" " " " Hinge Pin
204225	17702	Hook Bracket Bobbin Case Stop Latch Spring
200562C	17702	Hook Bracket Screw (lower)
200564C	17702	" " " " (upper)
207821	17702	Hook Bracket complete, Nos. 204216 and 207820

No.	Plate	Name
204239	17702	Hook Driver with 204242 and 204243
204393	17702	" " Bushing
208246	17703	" " Crank
204240	17703	" " " 208246 with 200378C, 200662C, 201530E and two 200348C
204241	17703	Hook Driver Crank Link
200669C	17703	" " " " Stud
201530E	17703	" " " " Nut
200348C	17703	" " " Set Screw (long)
200378C	17703	" " " " (short)
200662C	17703	" " " Stud
201530E	17703	" " " " Nut
204243	17702	" " Pin
204242	17702	" " Washer
207889	17703	" Driving Shaft
204245	17703	" " " Bearing
202126	17703	" " " " Position Pin
200516E	17703	" " " " Screw
204246	17703	" " " Collar with two 200383C
200383C	17703	Hook Driving Shaft Collar Set Screw
204201	17703	" " " Crank with 200335C, 200431C, 200669C and 201530E
200431C	17703	Hook Driving Shaft Crank Position Screw
200335C	17703	Hook Driving Shaft Crank Set Screw
204226	17702	" Race, .156 in. thick, 1.906 in. diameter
204229	17702	Hook Race Cap (iron)
204230	17702	" " " Spring
204231	17702	" " " " 204230 with 200792E
200792E	17702	" " " " Screw
204234	17702	" " Position Pin
235328	17724	Machine Driving Friction (leather)
204741	17724	" " " Clamp
204742	17704	" " " " Operating Washer
204743	17704	Machine Driving Friction Clamp Operating Washer Incline Lever
200233C	17724	Machine Driving Friction Clamp Screw
204744	17724	" " " " Spring
235396	17724	" " " Position Plate
200567X	17724	" " " " " Screw
204745	17704	Machine Incline Lever with 201230E and 201537E
207890	17724	Machine Incline Lever Bearing with 200383C and 204736
200565E	17724	Machine Incline Lever Bearing Screw (3)
201230E	17704	Machine Incline Lever Position Screw
201537E	17704	" " " " " Check Nut
201072D	17704	Machine Incline Lever Screw
202622	17704	" " " " Washer

No.	Plate	Name
207872	17724	Machine Pulley (aluminum alloy casting) 7-3/4 in. rim diam., for 3/8 in. "V" belt (outside diam. of belt groove 5-3/4 in.) effective diam. for 5/16 in. round belt 5-1/4 inch
207873	17724	Machine Pulley complete, Nos. 204741, 207872, 208919, 235328, 235396, three each 200233C, 204744 and four 200567X
200776D	17724	Machine Pulley Adjusting Screw
207878	17704	" Starting Lever
200219D	17704	" " " Hinge Screw
200335C	17704	" " " " " Set Screw
208919	17724	Machine Stop Cam with 200335C, 204747, 206427, 208920 and two 200370C
204747	17724	Machine Stop Cam Friction Ring (leather)
206427	17724	Machine Stop Cam Friction Ring Position Pin
208920	17724	Machine Stop Cam Key
200370C	17724	" " " " " Set Screw
200370C	17724	" " " " " Check Screw
200335C	17724	Machine Stop Cam Set Screw
223013	17704	" " " " Slide
200249F	17704	" " " " Hinge Screw
201525E	17704	" " " " " Nut
223015	17704	" " " " Lever
223016	17704	" " " " " 223015 with 200122X, 200249F, 200991C, 201822, 223013, 223014 and two 201525E
200258D	17704	Machine Stop Cam Slide Lever Hinge Screw
201522E	17704	Machine Stop Cam Slide Lever Hinge Screw Nut
201822	17704	Machine Stop Cam Slide Lever Roller
200991C	17704	" " " " " " Screw Stud
201525E	17704	Machine Stop Cam Slide Lever Roller Screw Stud Nut
223014	17704	Machine Stop Cam Slide Spring
200122X	17704	" " " " " Screw
207851	17725	Needle Bar (hollow) with 207840
204717	17725	" " Connecting Link
200658C	17725	" " " " Hinge Screw Stud
200346C	17725	Needle Bar Connecting Link Hinge Screw Stud Set Screw
204479	17725	Needle Bar Connecting Link Hinge Screw Stud Set Screw Packing (brass)
204249	17725	Needle Bar Connecting Stud with 200072C and 202277
202277	17725	Needle Bar Connecting Stud Oil Packing (wick)
200072C	17725	Needle Bar Connecting Stud Pinch Screw

No.	Plate	Name
207835	17725	Needle Bar Guard
204326	17725	" " Packing (cord) (2)
200504E	17725	" " Screw Bushing (lower)
207874	17725	" " Support Sleeve with 200075C
200075C	17725	" " " " Set Screw
207840	-----	" Clamp with 200420F
200420F	17725	" " Set Screw
207850	17725	" Stripper Bar with 204758 and two 200610F
204758	17725	Needle Stripper Bar Position Guide
200610F	17725	" " " " " Screw
200846E	17725	" " " Screw Bushing
204759	17725	" " " Spring
207853	17725	" " " " Seat
201608X	17725	" " " Thumb Nut
201540E	17725	" " " " Check Nut
206482	17725	Needle Stripper Bar Thumb Nut Washer
207854	17725	Needle Bar and Stripper complete, Nos. 200846E, 201540E, 201608X, 204759, 206482, 207850, 207851, 207853 and 207874
202068	17724	Spool Holder Base
200875X	17724	" " " Screw
204296	17724	" " Wire
200079X	17724	" " Hinge Screw
204297	17724	Spool Holder complete, Nos. 200079X, 202068 and 204296
207897	17725	Take-up Cam with 200335C, 200346C, 200383C, 200430AL, 200658C and 204479
200430AL	17725	Take-up Cam Position Screw
200383C	17725	" " " " Check Screw
200335C	17725	" " Set Screw
207898	17725	" Lever
207899	17725	" " 207898 with 204723
204723	17725	" " Bearing with 204264
204264	17725	" " " Position Pin
200042F	17725	" " " Screw
201816	17725	" " Roller
207900	17725	Take-up Lever complete, Nos. 200042F, 201816 and 207899
244048	17706	Tension Disc
202090	17706	" " Position Pin
207812	17706	" Release Lever
207901	17706	" " " Operating Lever (adjustable)
350537E	17706	Tension Release Lever Operating Lever Screw
201537E	17706	Tension Release Lever Operating Lever Screw Nut
202603	17706	Tension Release Lever Operating Lever Screw Washer
200118F	17706	Tension Release Lever Screw
202075	17706	" " Plunger
203407	17706	" Spring
200632X	17706	" Stud
200397X	17706	" " Set Screw
201572X	17706	" Thumb Nut

No.	Plate	Name
204271	17706	Tension Washer
204272	17706	Tension complete, Nos. 200632X, 201572X, 202075, 202407, 204271 and two 244048
204274	17706	Thread Controller Plate
200577AL	17706	" " " Screw
202098	17706	" " Roller
204275	17706	" " " Guard
202084	17706	" " " Washer
200300C	17706	" " " Screw
204726	17706	" " Spring
204333	17706	" " " Guard
200581X	17706	" " " Screw
202087	17706	" " " Stop
204795	17706	" " " Stud with 204925
200368X	17706	" " " Set Screw
204925	17706	" " " Washer
204730	17706	" " Thread Guard
200368X	17706	" " " Set Screw
205987	17706	Thread Controller complete, Nos. 200300C, 200581X, 202084, 202098, 204274, 204275 and 204333
204731	17706	Thread Controller and Spring complete, Nos. 204726 and 205987
202413	17724	Thread Guide
204281	17706	" Retainer Guide Wire
202091	17706	" " Sleeve
202092	17706	" " Spring
204058	17706	" " Stud
200366X	17706	" " " Set Screw
204059	17706	Thread Retainer complete, Nos. 202091, 202092 and 204058
207418	17726	Throat Plate, 46 needle hole, for needle sizes 16 and 18
203376	17726	Throat Plate Position Pin
200577AL	17726	" " Screw

## MACHINE No. 12w222

HIGH ARM. FLAT BED. LOCK STITCH.

HAS STOP MOTION. NO FEED MOTION.

HORIZONTAL AXIS HOOK MACHINE.

ONE INCH NEEDLE BAR LIFT.

AUXILIARY PLUNGER OR PAD HOLDER.

FOR TACKING COAT PADS, SHOULDER PADS, STAIR PADS,

BASTING HEAVY COATS AND OTHER THICK WORK

WITHOUT COMPRESSING THE PADDING.

Same as Machine No. 12w221 with the following exceptions:

No.	Plate	Name
207902	17710	Knee Presser Lever
207903	17710	" " " 207902 with 200262X
200262X	17710	" " " Hinge Screw
227569	17710	" " " Rod with 202302
202302	17710	" " " Cotter Pin
208380	17710	Presser Bar
213639	17710	" " Collar with 350355C
350355C	17710	" " " Set Screw
204253	17710	" " Lifting Bracket with 200086C
200086C	17710	Presser Bar Lifting Bracket Pinch Screw
207904	17710	Presser Bar Lifting Bracket Position Guide
200362C	17710	Presser Bar Lifting Bracket Position Guide Set Screw
204327	17710	Presser Bar Packing Washer (felt)
200504E	17710	" " Screw Bushing (lower)
207905	17710	" " Spring
200499X	17710	" " Thumb Screw (pressure regulating)

## MACHINE No. 12w223

HIGH ARM. NARROW BED. LOCK STITCH.

HAS STOP MOTION. NO FEED MOTION.

HORIZONTAL AXIS HOOK MACHINE.

SETS TRANSVERSELY ON THE TABLE.

ONE INCH NEEDLE BAR LIFT.

FOR TACKING COAT PADS, SHOULDER PADS, STAIR PADS,

BASTING HEAVY COATS AND OTHER THICK WORK

WITHOUT COMPRESSING THE PADDING.

Same as Machine No. 12w221 with the following exceptions:

No.	Plate	Name
*207910	-----	Bed with 203376, 204245, 204393 and two 200516E
207911	-----	Bed Base with two 207913
203184	17727	" Clamp
200262X	17727	" " Hinge Screw
202622	17727	" " Packing Washer
200728X	17727	" " Thumb Screw
203185	17727	" " Washer
207912	17727	" End Cover
207913	17727	" " " Pin
202618	17727	" Hinge
201110X	17727	" " Screw (6)
207914	17727	Throat Plate, 46 needle hole, for needle sizes 16 and 18

Note: 207906 Bed Slide (front) and Work Support Not Used

## MACHINE No. 12w224

HIGH ARM. NARROW BED. LOCK STITCH.

HAS STOP MOTION. NO FEED MOTION.

HORIZONTAL AXIS HOOK MACHINE.

ONE INCH NEEDLE BAR LIFT.

AUXILIARY PLUNGER OR PAD HOLDER.

FOR TACKING COAT PADS, SHOULDER PADS, BASTING

COATS AND OTHER THICK WORK WITHOUT

COMPRESSING THE PADDING.

Same as Machine No. 12w221 with the following exceptions:

No.	Plate	Name
*207857	-----	Bed (cylinder) with 200383C, 202135, 207862, 213314 and two 200516E
213890	17732	Bed Base (4 in. high)
203184	17728	" Clamp
200262X	17728	" " Hinge Screw
202622	17728	" " Packing Washer
200728X	17728	" " Thumb Screw
203185	17728	" " Washer
207858	17728	" End Cover
200278X	17728	" " " Hinge Screw
202248	17728	" " " " " Washer
202135	17728	" " " Position Pin
202618	17728	" Hinge
201110X	17728	" " Screw (6)
207859	17728	" Oil Cover
200082D	17728	" " " Screw (4)
207866	17729	Hook Bracket with 200379C, two 200380C and three 204234
207867	17729	Hook Bracket 207866 with 207870
207868	17729	" " 207867 with 204222, 204224, 204225, 207871, two each 204223 and 204233
200380C	17729	Hook Bracket Adjusting Screw (upper)
204222	17729	" " Bobbin Case Stop (hinged)
200085C	17729	" " Screw (2)
207869	17729	Hook Bracket complete, Nos. 204216 and 207868
207862	17729	Hook Driver Bushing with 202260
202260	17729	" " " Oil Packing (wick)
200383C	17729	" " " Set Screw
213314	17720	" Driving Shaft Bearing



No.	Plate	Name
202126	17720	Hook Driving Shaft Bearing Position Pin (2)
213141	17720	Hook Driving Shaft Collar with two 200393C
200393C	17720	Hook Driving Shaft Collar Set Screw
207863	17720	" " " Crank with 200335C, 200431C, 200669C and 201530E
207870	17729	Hook Race, .156 in. thick, 1.906 in. diameter
207871	17729	Hook Race Cap (steel)
204233	17729	" " " Spring 204230 with 200802E
200802E	17729	Hook Race Cap Spring Screw
207902	17721	Knee Presser Lever
207903	17721	" " " 207902 with 200262X
200262X	17721	" " " Hinge Screw
207864	17721	" " " Rod with 202302
202302	17721	" " " " Cotter Pin
208380	17721	Presser Bar
213639	17721	" " " Collar with 350355C
350355C	17721	" " " Set Screw
204253	17721	" " " Lifting Bracket with 200086C
200086C	17721	Presser Bar Lifting Bracket Pinch Screw
207904	17721	Presser Bar Lifting Bracket Position Guide
200362C	17721	Presser Bar Lifting Bracket Position Guide Set Screw
204327	17721	Presser Bar Packing Washer (felt)
200504E	17721	" " " Screw Bushing (lower)
207905	17721	" " " Spring
200499X	17721	" " " Thumb Screw (pressure regulating)
207865	17728	Throat Plate, 46 needle hole, for needle sizes 16 and 18
200577AL	17728	Throat Plate Screw (2)
Note: The following parts are not used		
206105		Bed Slide (back)
207906		" " (front) and Work Support
203376		Throat Plate Position Pin

## MACHINE No. 12w225

HIGH ARM. FLAT BED. LOCK STITCH.

HAS STOP MOTION. NO FEED MOTION.

HORIZONTAL AXIS HOOK MACHINE.

5/8 INCH NEEDLE BAR LIFT.

FOR BASTING VESTS, TACKING COAT PADS, STAIR PADS

AND OTHER LIGHT AND MEDIUM WORK WITHOUT

COMPRESSING THE PADDING.

Same as Machine No. 12w221 with the following exceptions:

No.	Plate	Name
207815	17730	Face Plate complete, Nos. 200577A1., 204059, 204272, 204731, 204795, 207812, 207813, 207892, two each 200118F, 201537E, 202603 and 350537E
204722	17731	Take-up Cam with 200335C, 200346C, 200383C, 200430A1., 200658C and 204479
207813	17730	Tension Release Lever Operating Lever (adjustable)

## ACCESSORIES

FOR MACHINE No. 12w221

No.	Plate	Name
206076	17702	Bobbin (2)
228213	17657	Drip Pan with four 3/4 in. wire nails
41400	13067	Machine Rest Pin (wood)
129 x 1	-----	Needles, six, size 22
120342	13067	Oiler (copper plated) with 120343
120343	13067	" Spout (3-1/2 in. long)
225498	13067	Screw Driver (7-1/4 in. long)
228476	13067	" " (Bobbin Case)
225554	13067	Wrench (steel)

## BOBBIN WINDER

(SWINGING AUTOMATIC, RIGHT HAND)

202470	17708	Base
202471	17708	Frame
200221D	17708	" Hinge Screw
202472	17708	" Spring
200161D	17708	" " Screw
225368	17708	Pulley with 200380C
200380C	17708	" Set Screw
202474	17708	Spindle
227522	17708	Stop Latch
200056E	17708	" " Screw
202477	17708	" " Thumb Lever
200299X	17708	" " " " Hinge Screw
200299X	17708	" " " " Joint Screw
201537X	17708	" " " " " " Nut
202478	17708	" " Trip Lever
200299X	17708	" " " " Hinge Screw
227523	17708	Bobbin Winder complete, Nos. 200056E, 200161D, 200221D, 201537X, 202470 to 202472, 202474, 202477, 202478, 225368, 227522, three 200299X and two round head wood screws 3/4 in., No. 12
202480	17708	Spool Holder Base with 200355X and 202484
202481	17708	Spool Holder Base Spool Pin
202482	17708	" " Tension Disc (lower or upper)
200011D	17708	Spool Holder Tension Disc Screw

No.	Plate	Name
200355X	17708	Spool Holder Tension Disc Screw Set Screw
202483	17708	Spool Holder Tension Disc Spring (brass)
202484	17708	Spool Holder Tension Disc Thread Guide
202485	17708	Bobbin Winder Spool Holder complete, Nos. 200011D, 202480, 202481, 202483, two 202482 and one wood screw 1 in., No. 12
227524	17708	Bobbin Winder and Spool Holder complete, Nos. 202485 and 227523

## STARTING TREADLE

151071	17591	Treadle
151072	17591	" 151071 with 152161, two each 2718R, 50581R and 51722R
152161	17591	Treadle Extension
50581R	17591	" " Screw
51722R	17591	" " " Nut
2718R	17591	" " " Washer
204696	17591	" Lifting Spring
204697	17591	" " " Hook (bench)
227956	17591	" Pitman Rod (lower)
204698	17591	" " " (upper) with 202302
204126	17591	" " " Clamp with two 200530C
200530C	17591	Treadle Pitman Rod Clamp Set Screw
202302	17591	" " " Cotter Pin
228434	17591	" Stand (left or right) with two wood screws 1 in., No. 12
228189	17591	Treadle complete, Nos. 151072 and two 228434
227957	17591	Treadle Pitman complete, Nos. 204696 to 204698, 227956 and two 204126
228190	17591	Starting Treadle and Pitman complete, Nos. 227957 and 228189

## FOR MACHINE No. 12w222

Same as for Machine No. 12w221 with the following exceptions:

## KNEE LIFTER

228713	18580	Rock Lever with two 350231C
228707	18580	" " Bracket with 200347A1 and three wood screws 7/8 in., No. 12

No.	Plate	Name
228709	18580	Rock Lever Bracket 228707 with 228363, 228367, 228386, 228455 and 228713
228370	18580	Rock Lever Extension with 200530C
350231C	18580	" " " Set Screw
228363	18580	" " Hinge Pin
228364	18580	" " Knee Plate with 350231C
228388	18580	" " " " Arm
350231C	18580	" " " " " Set Screw
350231C	18580	" " " " " Set Screw
228455	18580	" " Position Spring
228365	18580	" " Rod
200530C	18580	" " " Set Screw
228386	18580	" " Spring
228367	18580	" " Stop Stud
200347AL	18580	" " " " Set Screw
228710	18580	Knee Lifter Rock Lever complete, Nos. 228364, 228365, 228370, 228388 and 228709

(Other Knee Lifter Parts are listed with parts of Machine Head)

### FOR MACHINE No. 12w223

#### SET TRANSVERSELY ON THE TABLE

Same as for Machine No. 12w221 with the following exceptions

51078	16783	Machine Bolt (4)
6055	16783	" " Washer (4)
41401	16783	" Rest Pin (wood)

Note: Drip Pan 228213 Not Used

### BOBBIN WINDER

(SWINGING AUTOMATIC, RIGHT HAND)

225344	17714	Base with 27916, 200065C and two 28084
27916	17714	Brake (leather)
28084	17714	" Rivet
249715	17714	Frame
50356D	17714	" Hinge Screw
1620J	17714	" " " Nut
249716	17714	" Spring
27918	17714	Pulley
225345	17714	Spindle
225346	17714	Stop Latch
35D	17714	" " Hinge Screw
225347	17714	Tension Bracket with 200097C
225348	17714	" " Rod
200065C	17714	" " " Set Screw
200097C	17714	" " " Set Screw
213706	17714	" " Thread Guide

No.	Plate	Name
2455	17714	Tension Disc
1562J	17714	" Regulating Thumb Nut
418D	17714	" Screw Stud
1014I	17714	" Spring
5989	17714	Bobbin Winder Tension complete, Nos. 418D, 1562J, 1014I and two 2455
225349	17714	Bobbin Winder complete, Nos. 35D, 1620J, 5989, 27918, 50356D, 213706, 225344 to 225348, 249715, 249716 and two wood screws 1-1/4 in., No. 12 R.H.B.

### STARTING TREADLE

151071	17715	Treadle
151144	17715	" 151071 with 46682, two each 2718R, 50581R and 51722R
46682	17715	Treadle Extension
50581P	17715	" " Screw
51722R	17715	" " " Nut
2718R	17715	" " " Washer
204696	17715	" Lifting Spring
204697	17715	" " " Hook (bench)
227956	17715	" Pitman Rod (lower)
204698	17715	" " " (upper) with 202302
204126	17715	" " " Clamp with two 200530C
200530C	17715	Treadle Pitman Rod Clamp Set Screw
202302	17715	" " " Cotter Pin
228434	17715	" Stand (left or right) with two wood screws 1 in., No. 12
228305	17715	Treadle complete, Nos. 151144 and two 228434
227957	17715	Treadle Pitman complete, Nos. 204696 to 204698, 227956 and two 204126
228306	17715	Starting Treadle and Pitman complete, Nos. 227957 and 228305

### FOR MACHINE No. 12w224

Same as for Machine No. 12w221 with the following exceptions

227104	17732	Drip Pan (cast iron, square) with one wood screw 1-1/4 in., No. 14 F.H. Black
202614	17733	Knee Lifter Rock Lever Rod, 5 in. long, with 202456
*202456	-----	Knee Lifter Rock Lever Rod Cap
51078	17733	Machine Bolt (4)
6055	17733	" " Washer (4)
41401	17733	" Rest Pin (wood)

## KNEE LIFTER

No.	Plate	Name
228710	18580	Knee Lifter Rock Lever complete, Nos. 228364, 228365, 228370, 228388 and 228709

Note: See page 17 for listing of parts.

## STARTING TREADLE

151071	17734	Treadle
151072	17734	" 151071 with 152161, two each 2718R, 50581R and 5122R
152161	17734	Treadle Extension
50581R	17734	" " Screw
5122R	17734	" " " Nut
2718R	17734	" " " Washer
204696	17734	" Lifting Spring
204697	17734	" " " Hook (bench)
228671	17734	" Pitman Rod (lower)
228672	17734	" " " (upper) with 202302
204126	17734	" " " Clamp with two 200530C
200530C	17734	Treadle Pitman Rod Clamp Set Screw
202302	17734	" " " Cotter Pin
228434	17734	" Stand (left or right) with two wood screws 1 in., No. 12
228189	17734	Treadle complete, Nos. 151072 and two 228434
228673	17734	Treadle Pitman complete, Nos. 204696, 204697, 228671, 228672 and two 204126
228674	17734	Starting Treadle and Pitman complete, Nos. 228189 and 228673

## FOR MACHINE No. 12w225

Same as for Machine No. 12w221 with the  
following exception

126 x 3	-----	Needles, six, size 18
---------	-------	-----------------------

EQUIPMENT REQUIRED TO CHANGE FROM  
REGULAR TO END ON SET UP

FOR MACHINES Nos. 12w221 and 12w225

## BOBBIN WINDER

(SWINGING AUTOMATIC, RIGHT HAND)

No.	Plate	Name
225349	17714	Bobbin Winder complete, Nos. 35D, 1620J, 5989, 27918, 50356D, 213706, 225344 to 225348, 249715, 249716 and two wood screws 1-1/4 in., No. 12 R.H.B. (Used in place of Bobbin Winder 227524)

Note: See Page 18 for listing of parts

## MACHINE STARTING ROCK SHAFT

7124	17709	Machine Starting Rock Shaft
126416	17709	" " " " Arm with two 356C
45C	17709	Machine Starting Rock Shaft Arm Hinge Screw
356C	17709	Machine Starting Rock Shaft Arm Set Screw
12242	17709	Machine Starting Rock Shaft Hanger with two wood screws 1 in., No. 10
204698	17709	Machine Starting Rod with 202302
204126	17709	" " " Clamp with two 200530C
200530C	17709	Machine Starting Rod Clamp Set Screw
126415	17709	" " " Collar with 45C and 362C
362C	17709	Machine Starting Rod Collar Set Screw
202302	17709	" " " Cotter Pin
204696	17709	" " " Spring
204697	17709	" " " Hook (bench)
126417	17709	Machine Starting Rock Shaft complete, Nos. 7124, 126415, two each 12242 and 126416

## EQUIPMENT FOR END ON SET UP

## STARTING TREADLE

No.	Plate	Name
151071	17709	Treadle
151072	17709	" 151071 with 152161, two each 2718R, 50581R and 51722R
152161	17709	Treadle Extension
50581R	17709	" " Screw
51722R	17709	" " " Nut
2718R	17709	" " " Washer
27639	17709	" Pitman Rod (lower)
21581	17709	" " " (upper)
80223	17709	" " " Clamp with 361C
361C	17709	" " " Set Screw
126760	17709	Treadle Pitman complete, Nos. 21581, 27639 and 80223
228434	17709	Treadle Stand (left or right) with two wood screws 1 in., No. 12
228189	17709	Treadle complete, Nos. 151072 and two 228434

## FOR MACHINE No. 12w222

## BOBBIN WINDER

(SWINGING AUTOMATIC, RIGHT HAND)

225349	17714	Bobbin Winder complete, Nos. 35D, 1620J, 5989, 27918, 50356D, 213706, 225344 to 225348, 249715, 249716 and two wood screws 1-1/4 in., No. 12, R.H.B. (Used in place of 227524)
--------	-------	---

Note: See page 18 for listing of parts

## KNEE LIFTER ROCK SHAFT

2763	17711	Rock Shaft
2765	17711	" " Knee Arm with 1509E
2768	17711	" " " " 2765 with 2766 and 2767
2766	17711	Rock Shaft Knee Arm Hub with 356C
356C	17711	" " " " Set Screw
1509E	17711	" " " " Lock Nut
2767	17711	" " " Plate with 356C
356C	17711	" " " Set Screw
7539	17711	" " Hanger (back) with two wood screws 1 in., No. 10
20093	17711	Rock Shaft Hanger (front) with two wood screws 1 in., No. 10
228257	17711	Rock Shaft Lifting Lever with 356C

## EQUIPMENT FOR END ON SET UP

No.	Plate	Name
228258	17711	Rock Shaft Lifting Lever 228257 with 8073, 204225, 228240 and 228241
228240	17711	Rock Shaft Lifting Lever Rod (3 in. long)
200530C	17711	" " " " " Set Screw
228241	17711	" " " " " Swivel
		with 200530C
204225	17711	Rock Shaft Lifting Lever Rod Swivel Spring
8073	17711	Rock Shaft Lifting Lever Rod Swivel Spring Plunger
356C	17711	Rock Shaft Lifting Lever Set Screw
2770	17711	" " Stop Dog with 140219C
140219C	17711	" " " " Set Screw
228259	17711	Knee Lifter Rock Shaft complete, Nos. 2763, 2768, 7539, 20093, 228258 and two 2770 (used in place of 228710)

## AUXILIARY ROCK SHAFT

7124	17711	Rock Shaft
27683	17711	" " Arm with two 356C
356C	17711	" " " Set Screw
7125	17711	" " Connecting Rod
6337	17711	" " " " Bracket with two 356C
356C	17711	Rock Shaft Connecting Rod Bracket Set Screw
356C	17711	Rock Shaft Connecting Rod Set Screw
20093	17711	" " Hanger (back) with two wood screws 1 in., No. 10
7539	17711	Rock Shaft Hanger (front) with two wood screws 1 in., No. 10
39575	17711	Rock Shaft Starting Hook Chain Hook
2770	17711	" " Stop Dog with 140219C
140219C	17711	" " " " Set Screw
126490	-----	Auxiliary Rock Shaft complete, Nos. 2770, 6337, 7124, 7125, 7539, 20093, 27683 and 39575

## MACHINE STARTING ROCK SHAFT

126417	17709	Machine Starting Rock Shaft complete, Nos. 7124, 126415, two each 12242 and 126416
		Note: See page 21 for listing of parts
204698	17709	Machine Starting Rod with 202302
204126	17709	" " " " Clamp with two 200530C
204696	17709	Machine Starting Rod Spring
204697	17709	" " " " Hook (bench)

## STARTING TREADLE

No.	Plate	Name
228189	17709	Treadle complete, Nos. 151072 and two 228434

Note: See page 22 for listing of parts

## STARTING TREADLE PITMAN

126760	17709	Starting Treadle Pitman complete, Nos. 21581, 27639 and 80223
--------	-------	---

Note: See page 22 for listing of parts

## FOR MACHINE No. 12w224

## BOBBIN WINDER

(SWINGING AUTOMATIC, RIGHT HAND)

225349	17714	Bobbin Winder complete, Nos. 35D, 1620J, 5989, 27918, 50356D, 213706, 225344 to 225348, 249715, 249716 and two wood screws 1-1/4 in., No. 12, R. H. B. (Used in place of Bobbin Winder 227524)
--------	-------	--

Note: See page 18 for listing of parts

## KNEE LIFTER ROCK SHAFT

228259	-----	Knee Lifter Rock Shaft complete, Nos. 2763, 2768, 7539, 20093, 228258 and two 2770 (Used in place of 228710)
--------	-------	--

Note: See page 22 for listing of parts

## AUXILIARY ROCK SHAFT

126490	-----	Auxiliary Rock Shaft complete, Nos. 2770, 6337, 7124, 7125, 7539, 20093, 27683 and 39575
--------	-------	--

Note: See page 23 for listing of parts

## MACHINE STARTING ROCK SHAFT

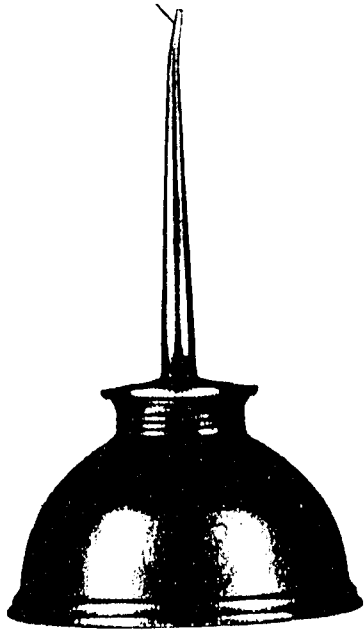
No.	Plate	Name
126417	17735	Machine Starting Rock Shaft complete, Nos. 7124, 126415, two each 12242 and 126416

Note: See page 21 for listing of parts


13067 - 1/2

120342

120343



225498



228476



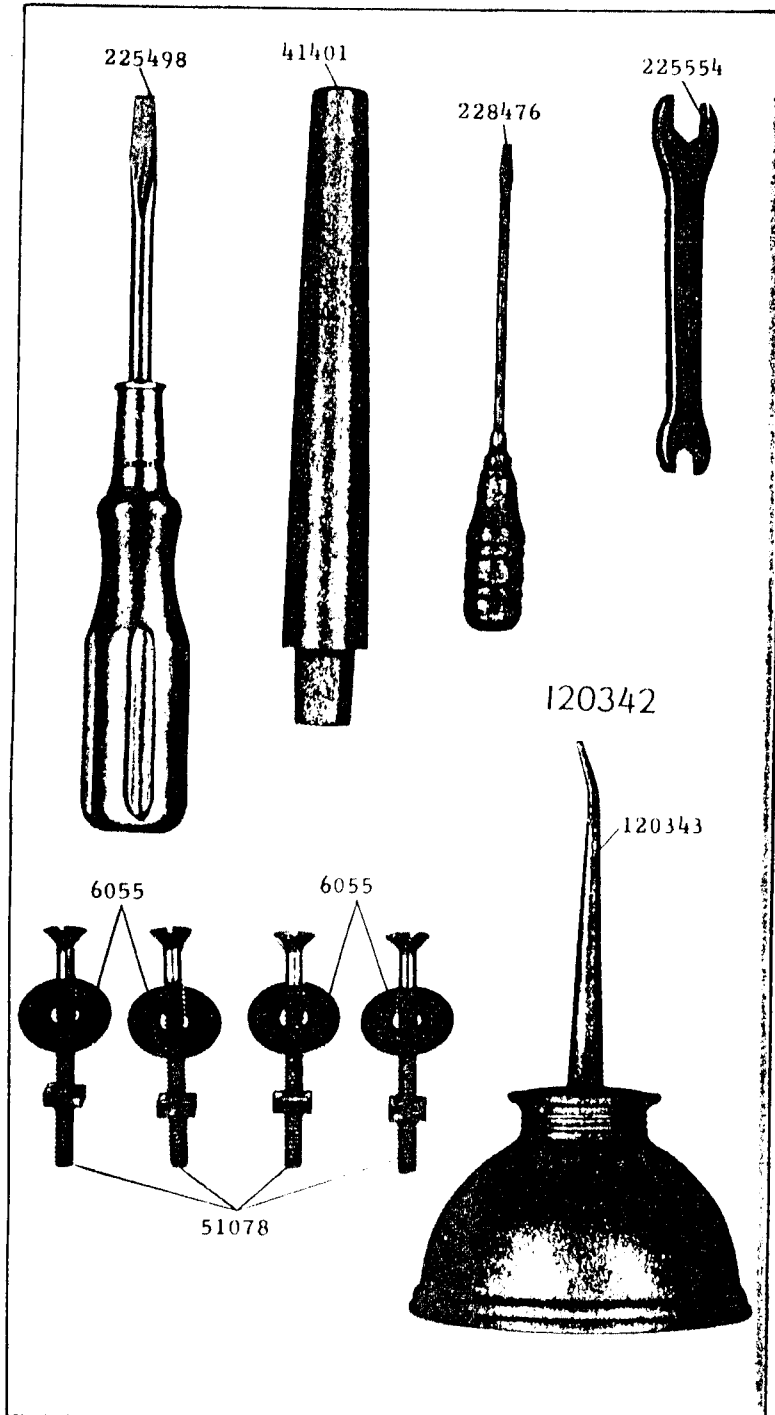
41400



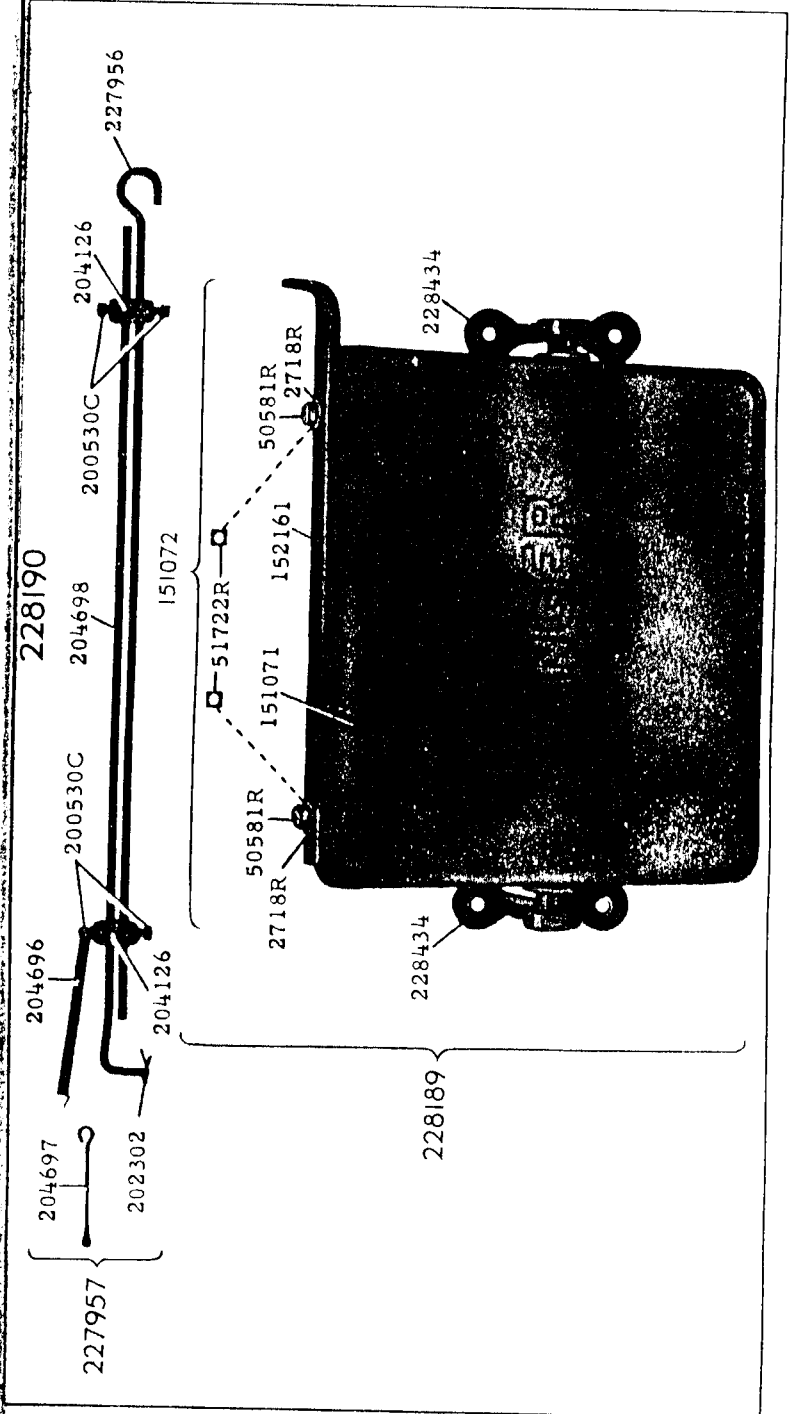
225554



16783 - 1/2



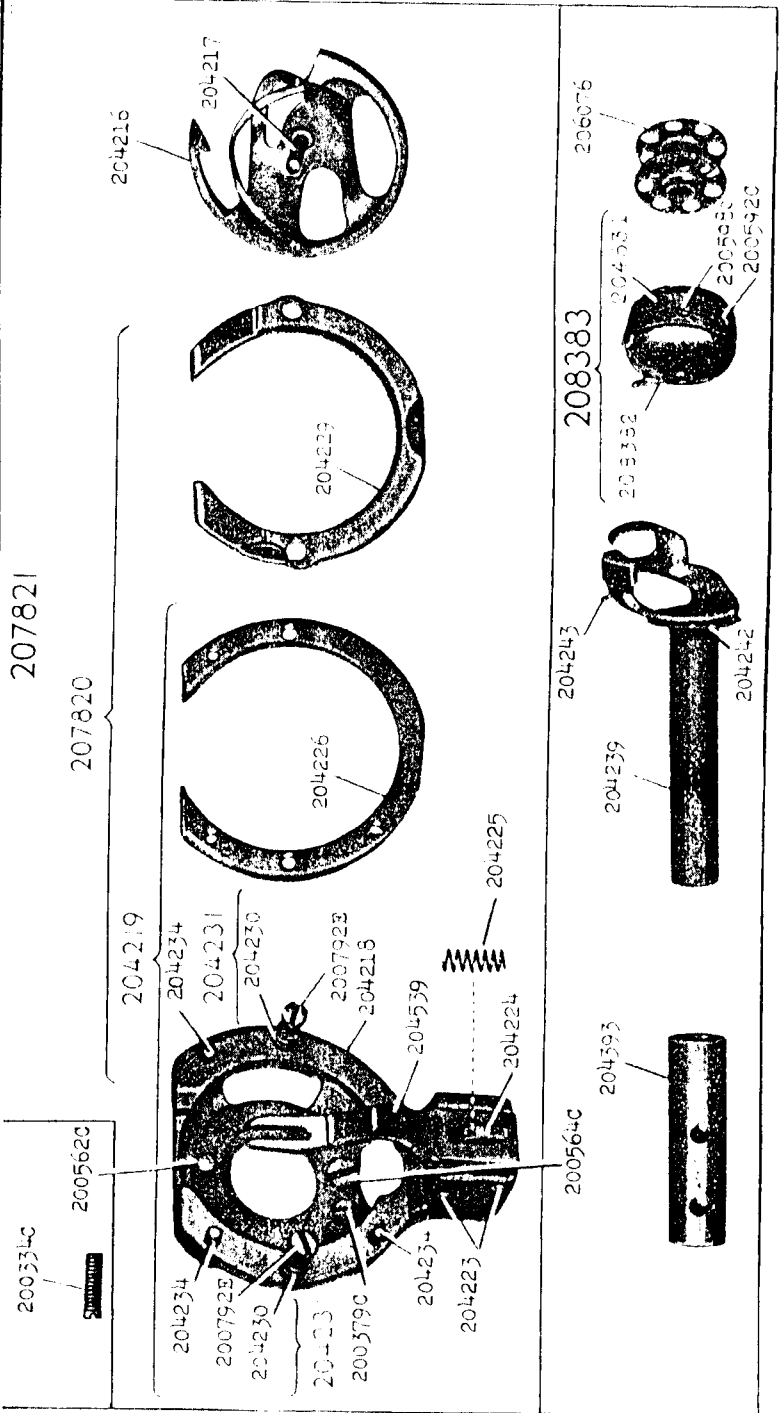

17591 - 1/4



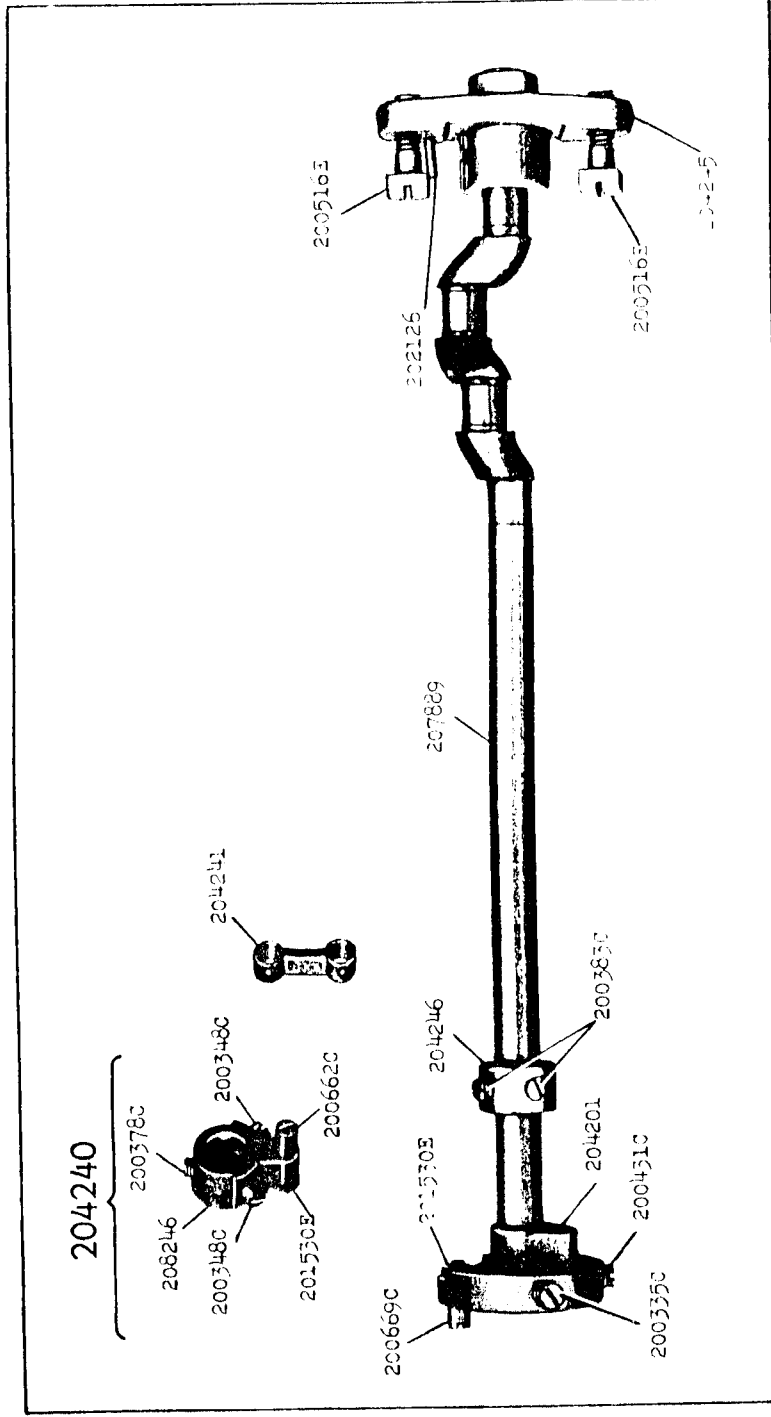


17657 - 3/8

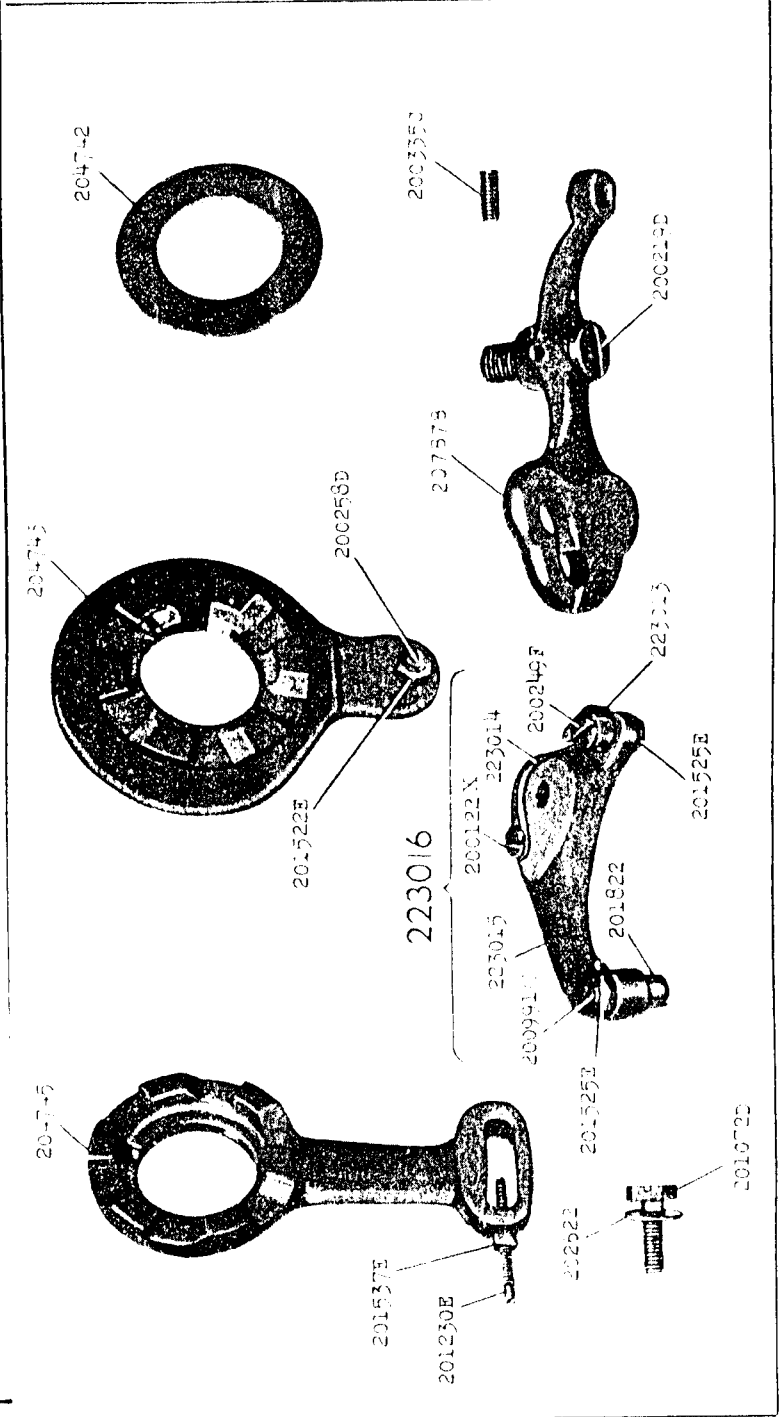
17702 - 5/8

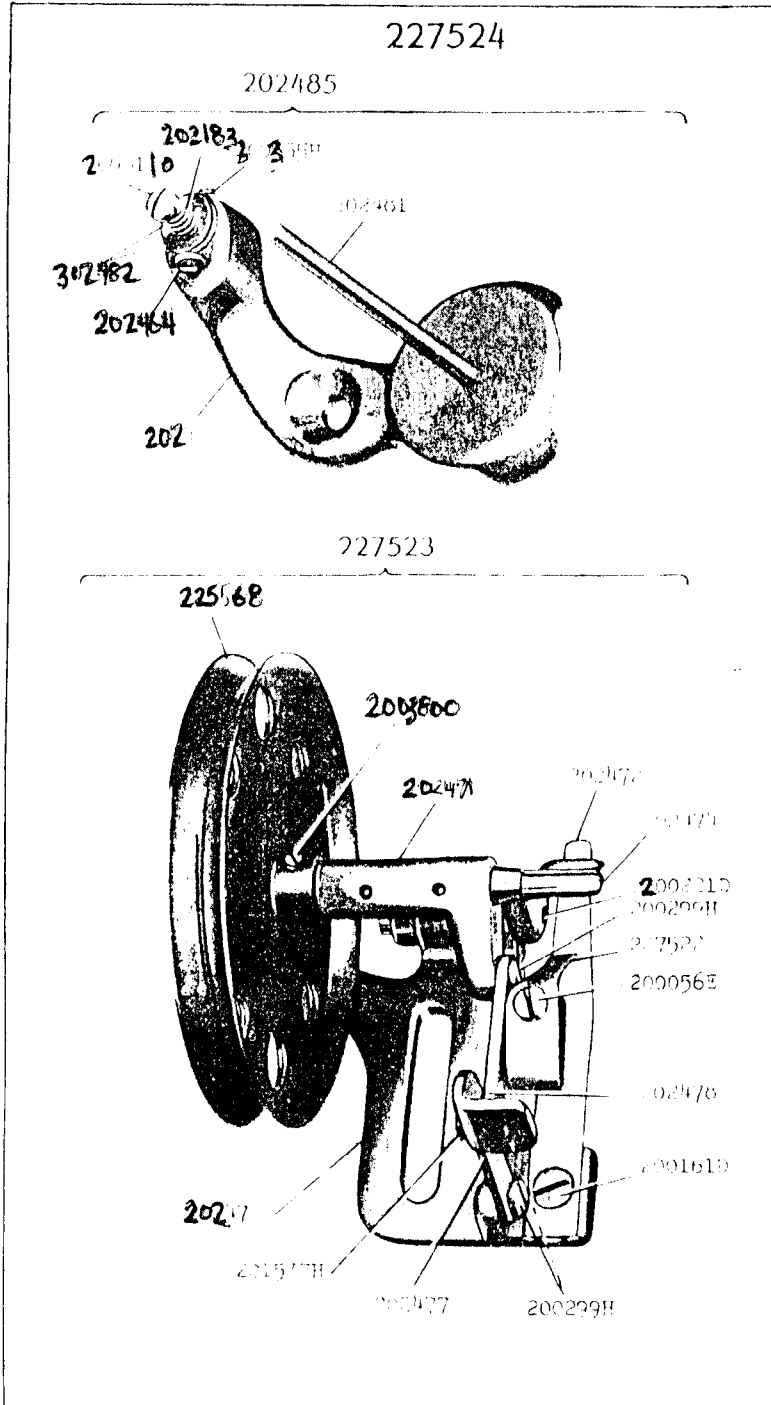
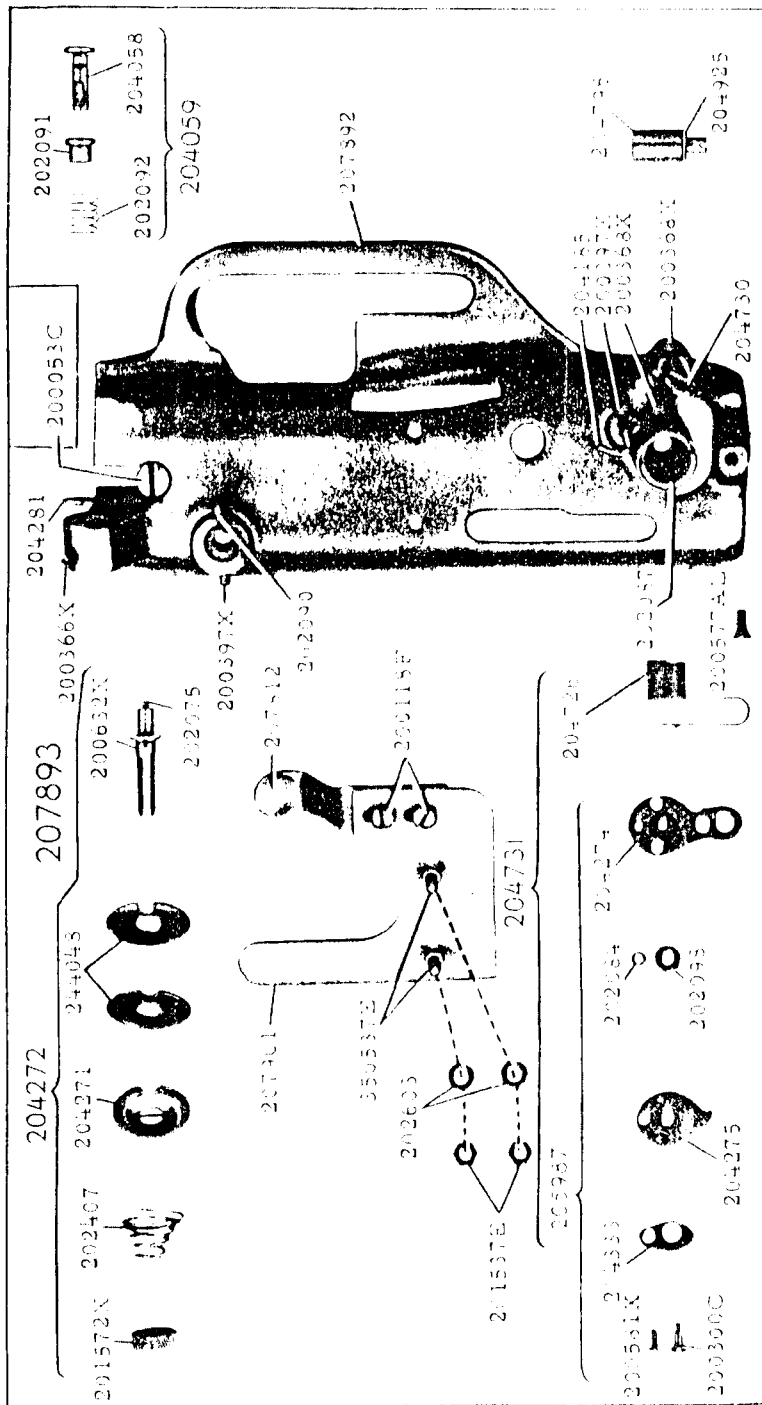


17703 - 1/2

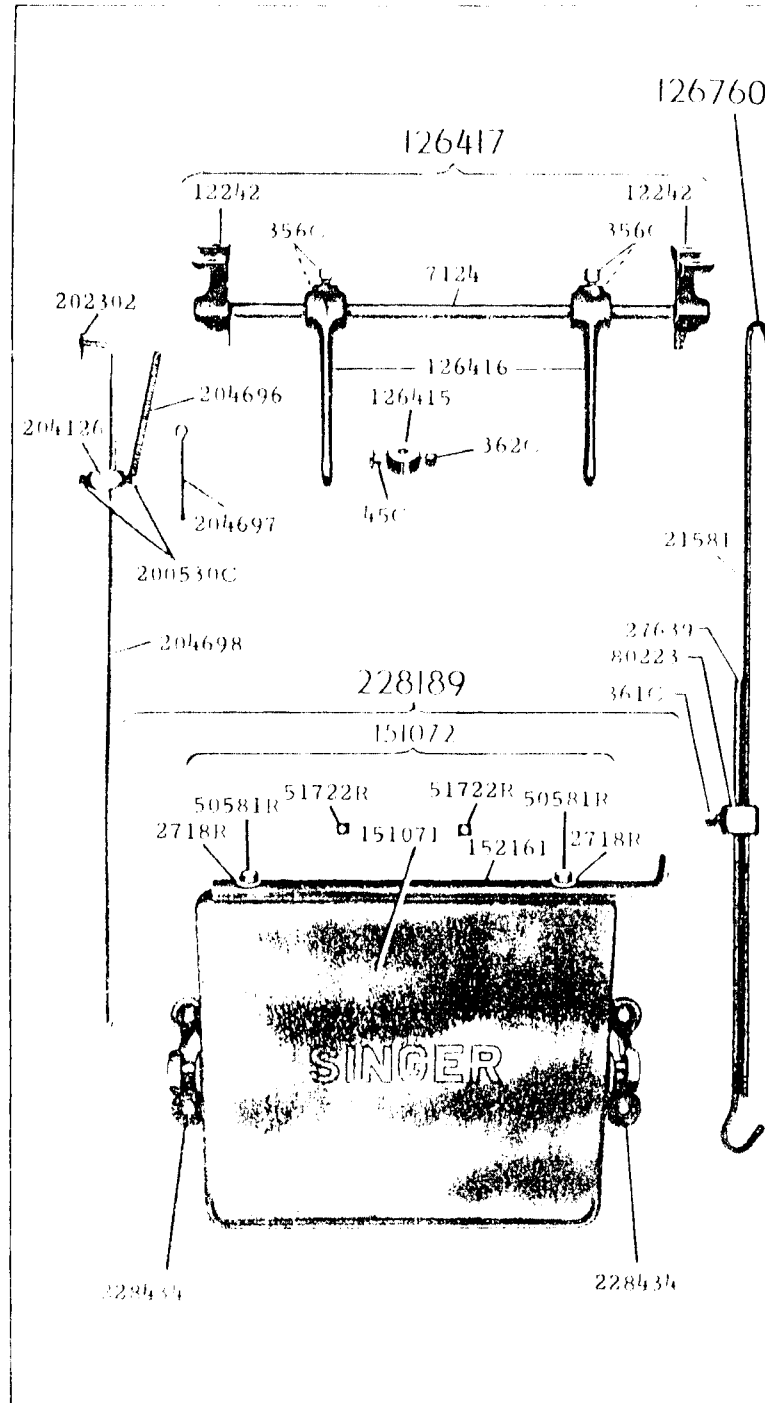


17704 - 1/2

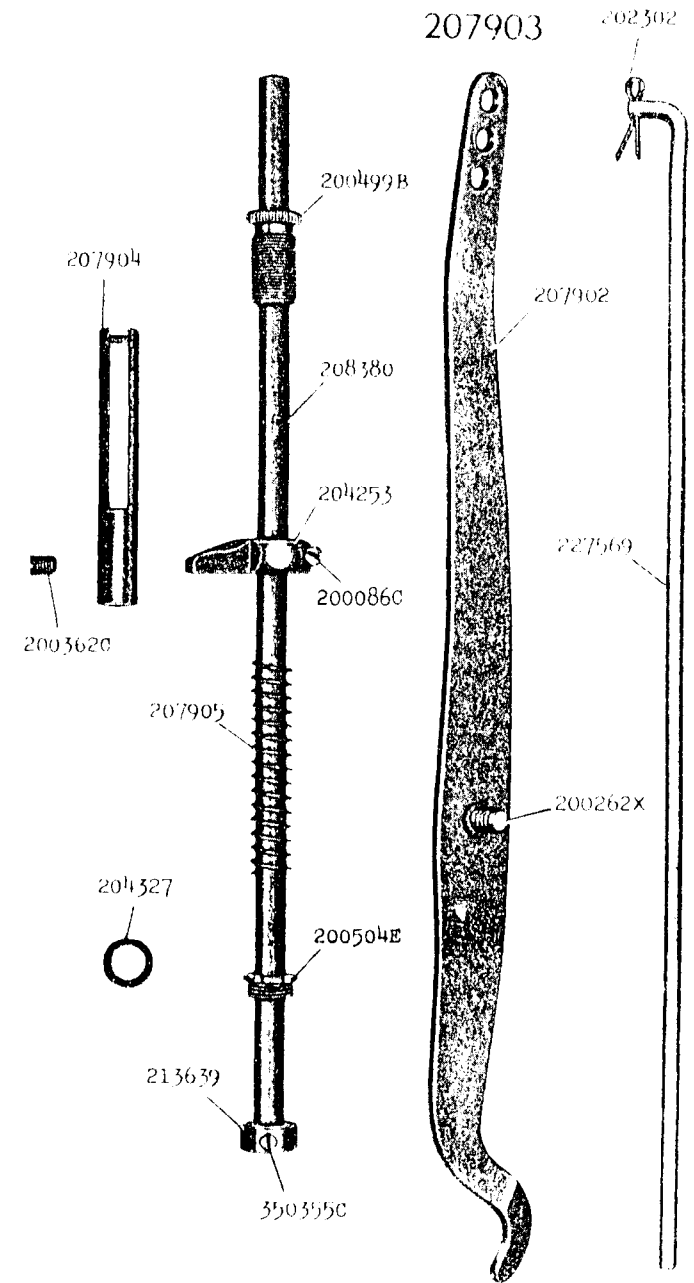




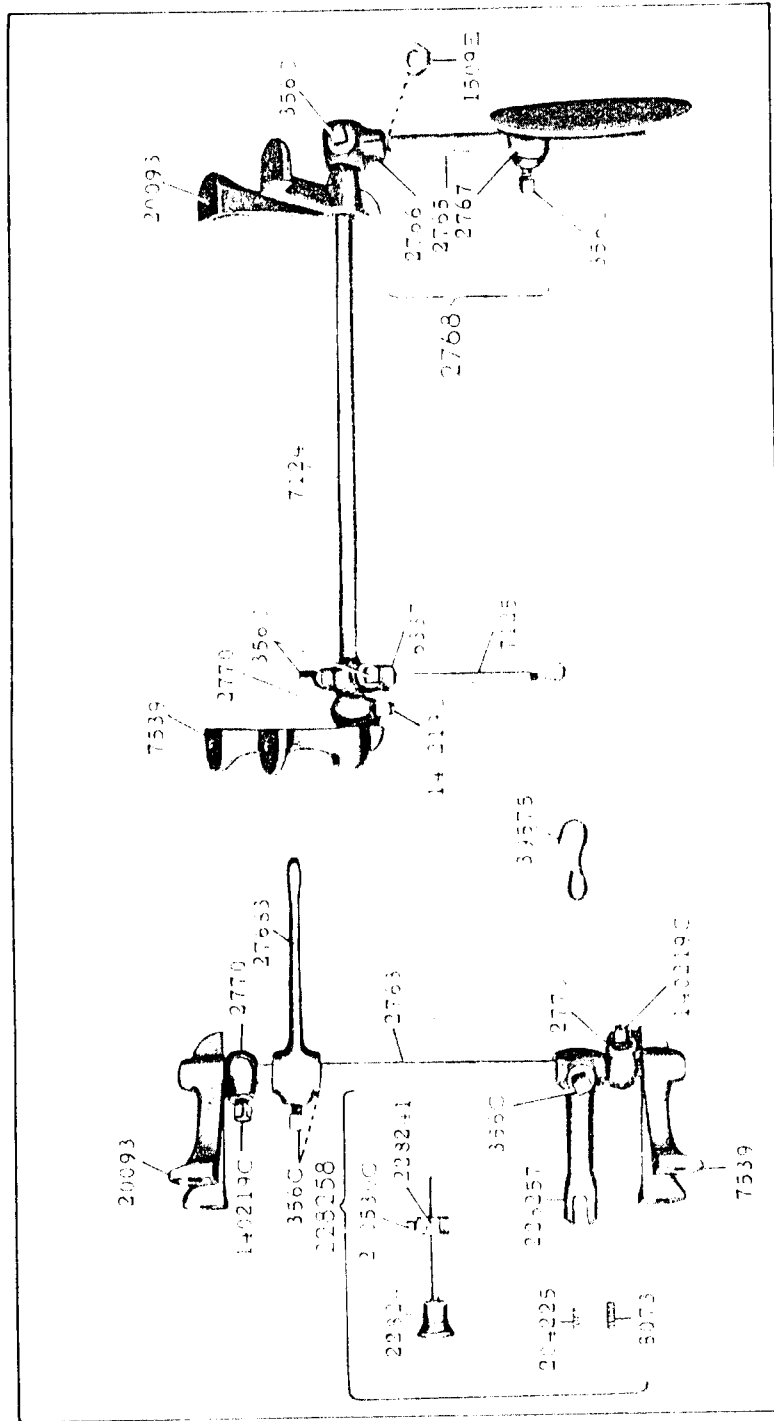
17709 - 1/5



17710 - 1/2

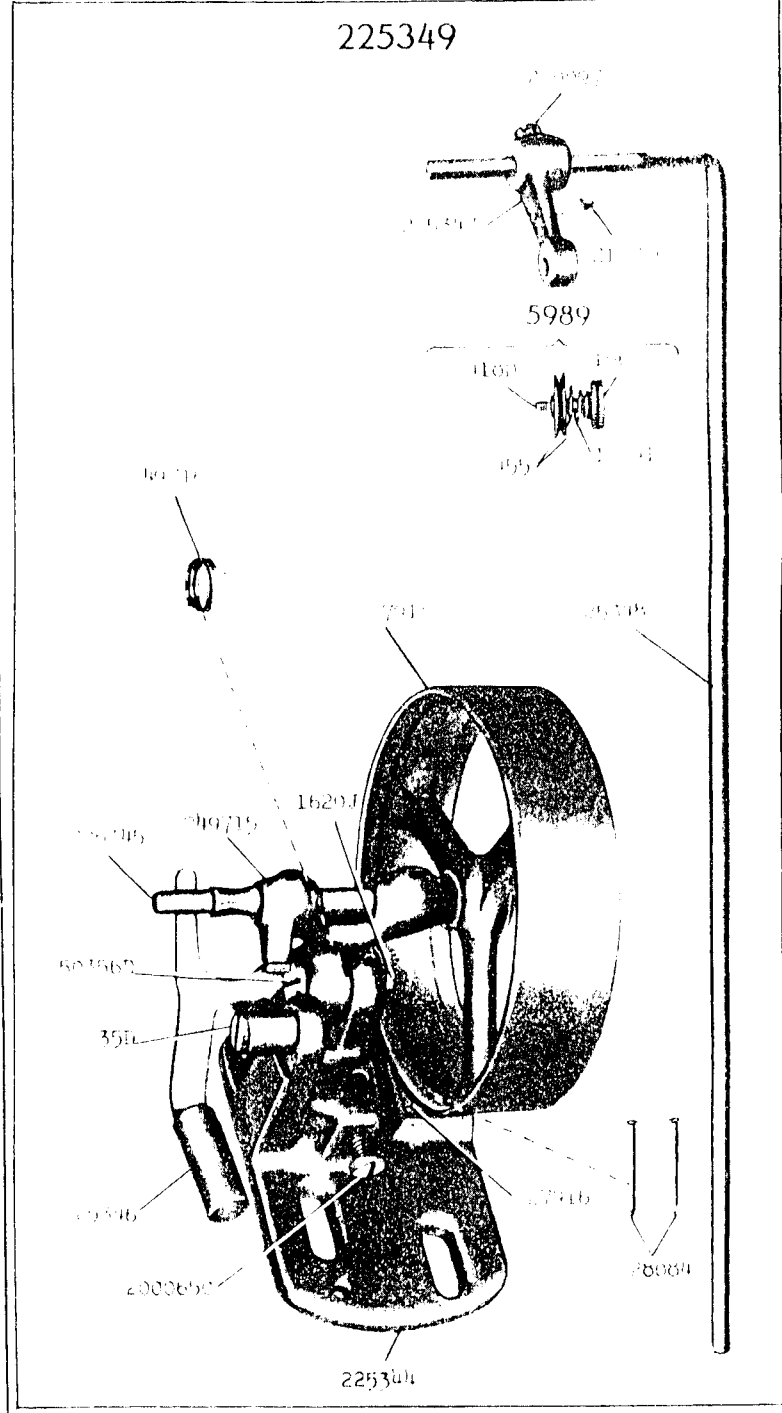


17711 - 1/4

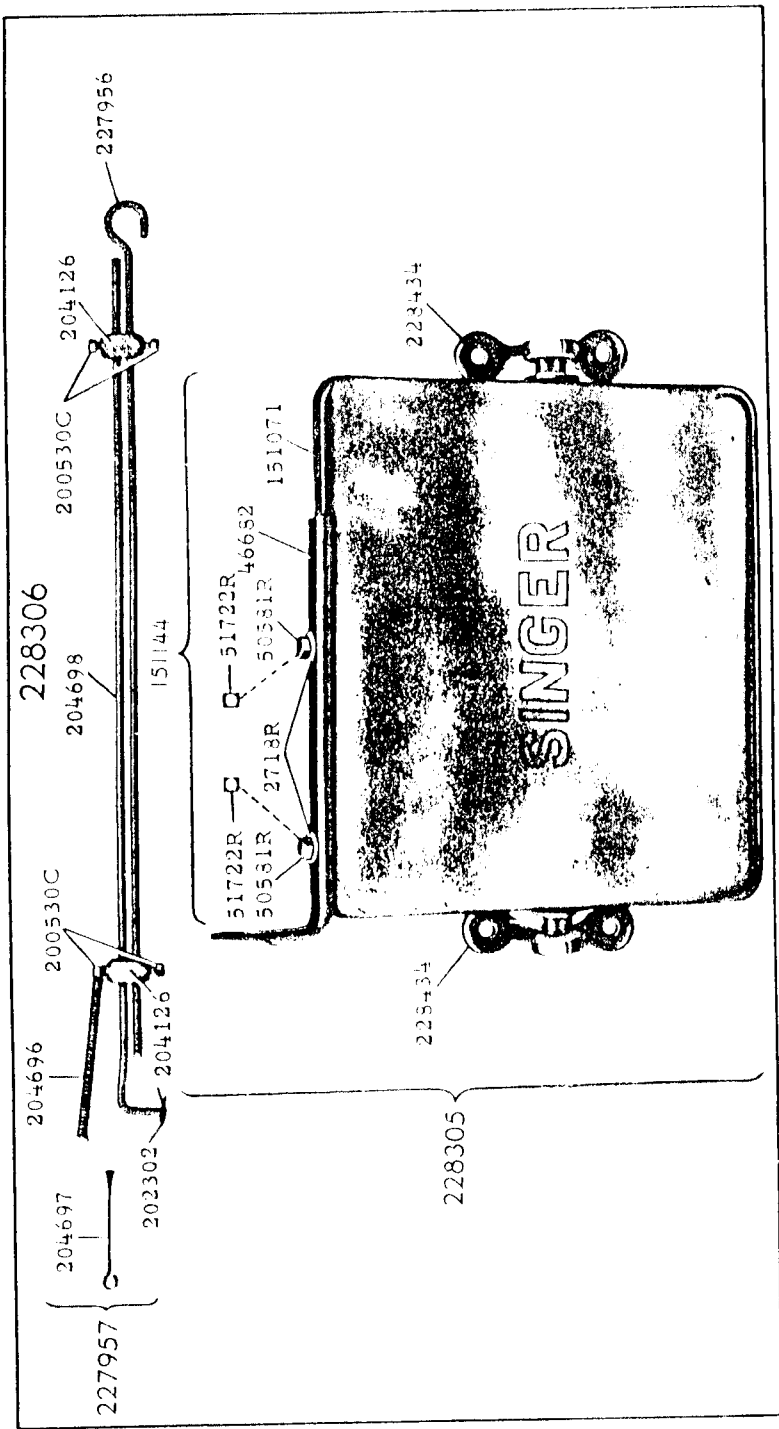


17714 - 1/2


225349



17715 - 1/4




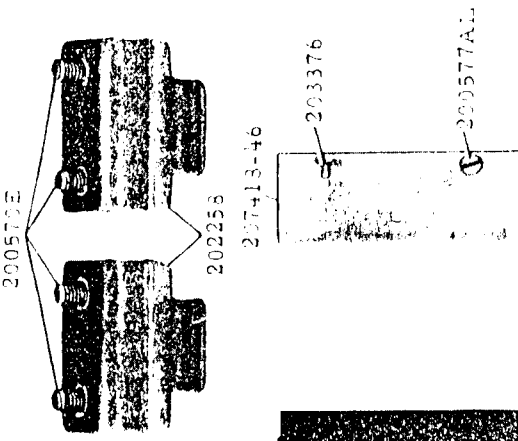

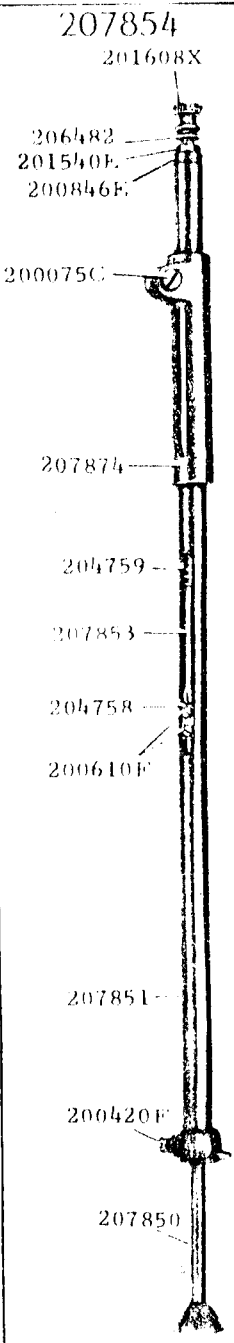
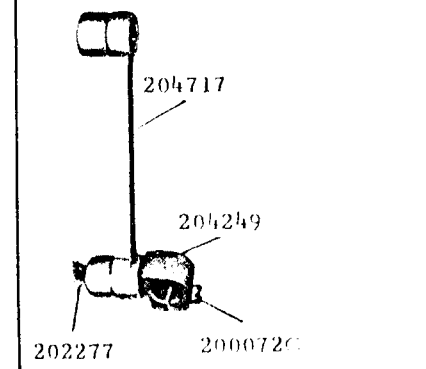
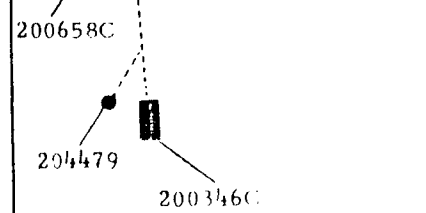
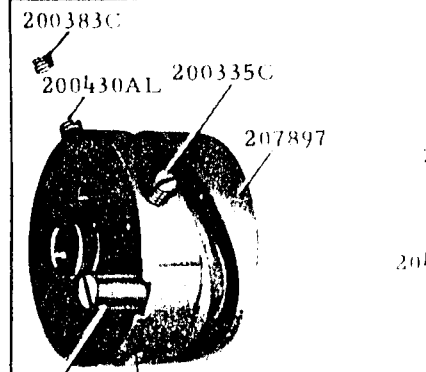
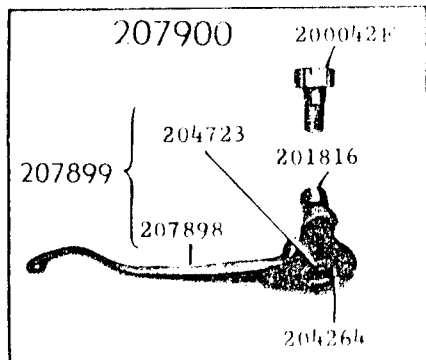
17720 - 1/2





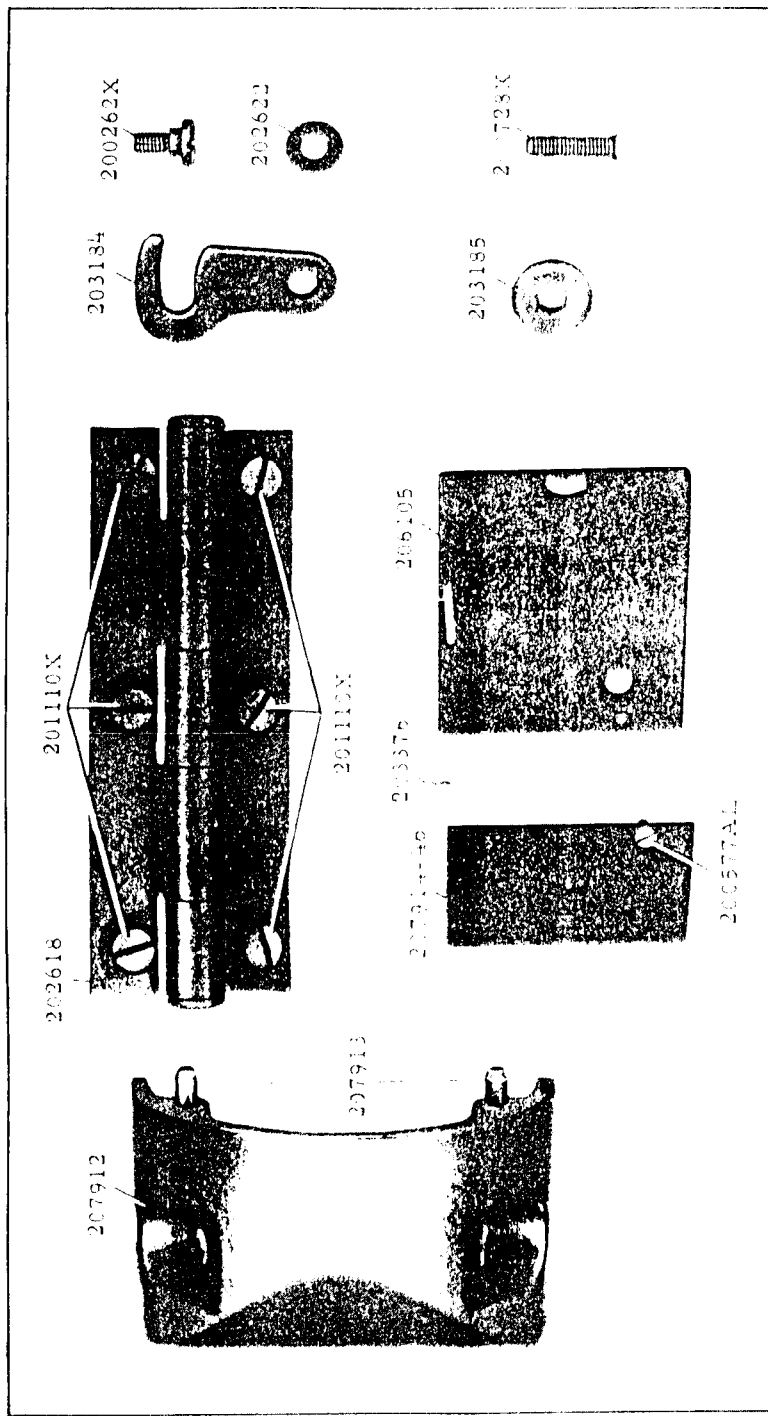
17725 - 1/2

17726 - 1/2

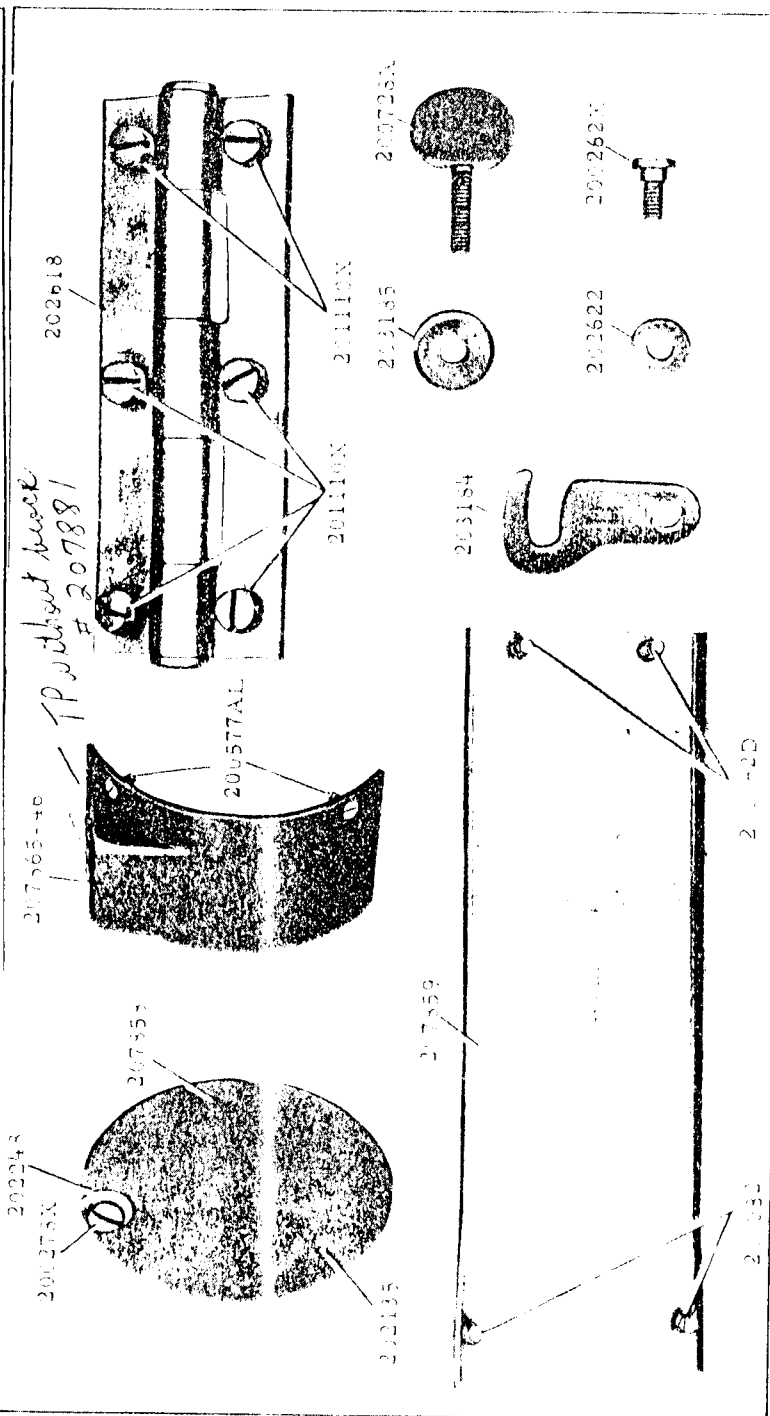




17727 - 1/2

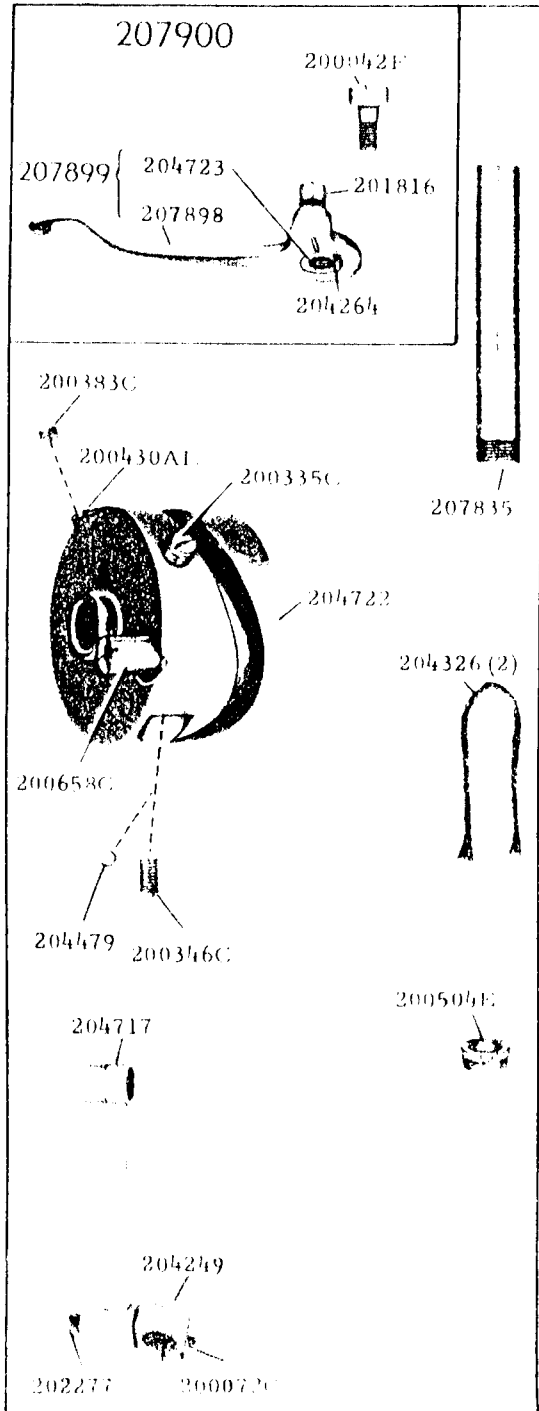


17728 - 1/2

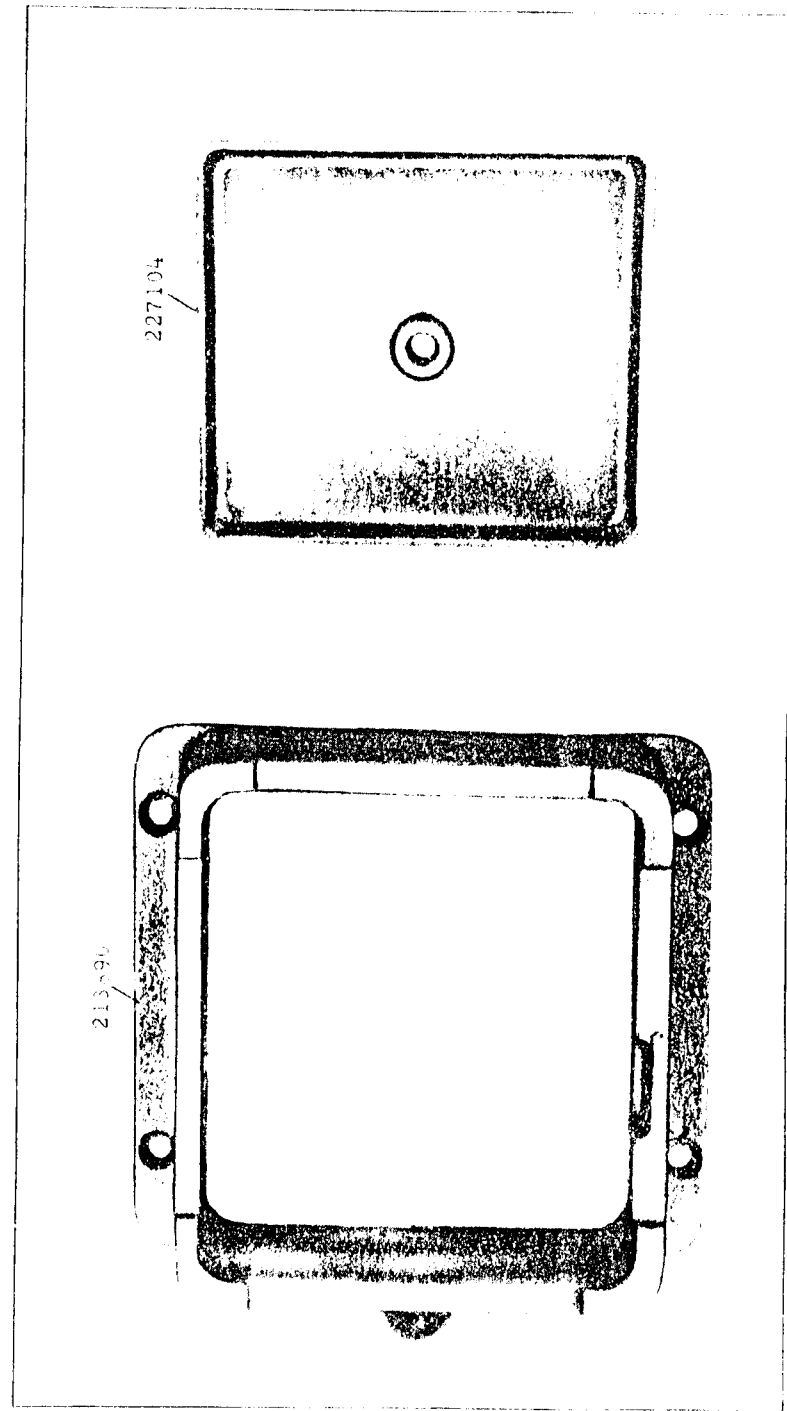
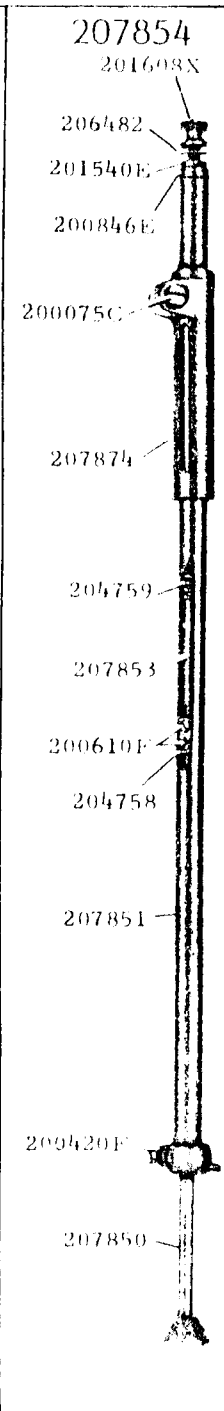




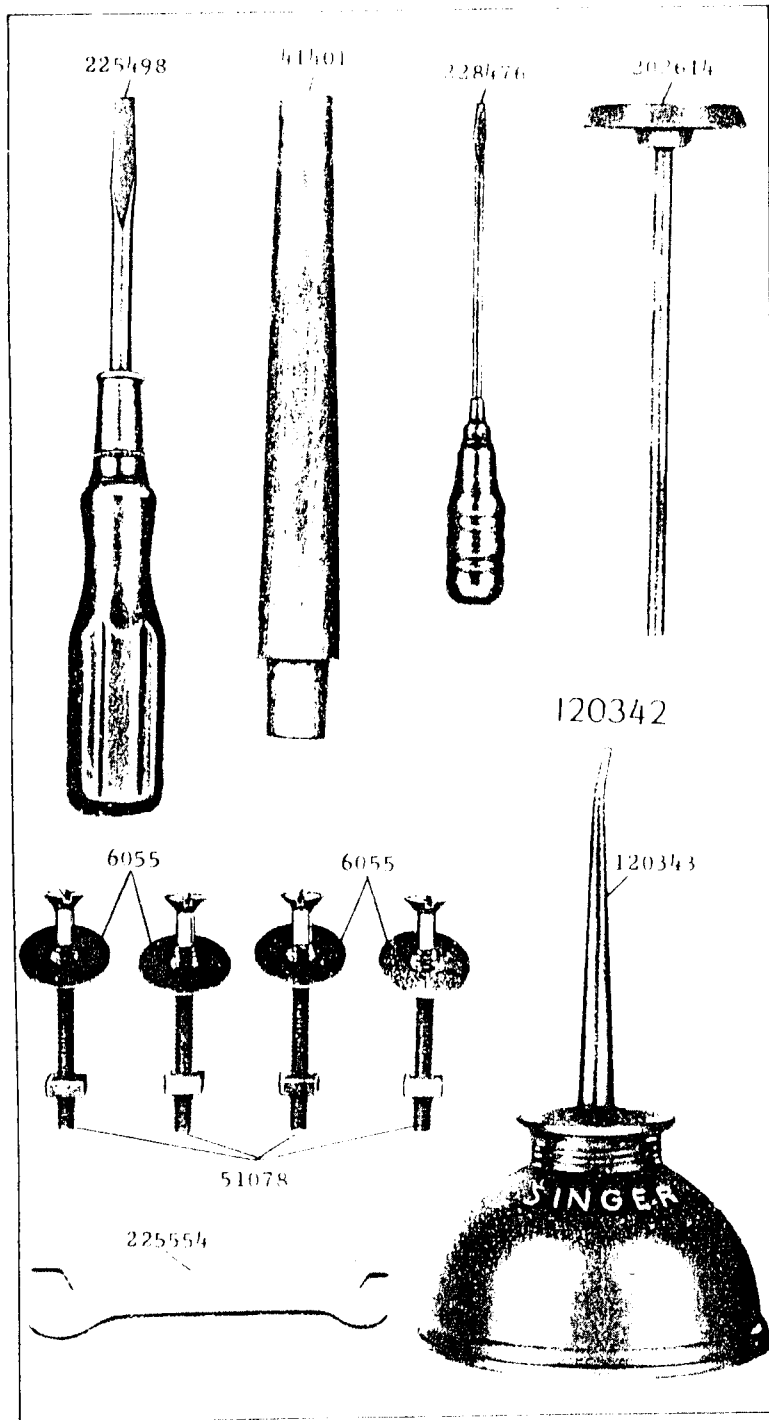
17731 - 1/2




17732 - 3/8



17733 - 1/2

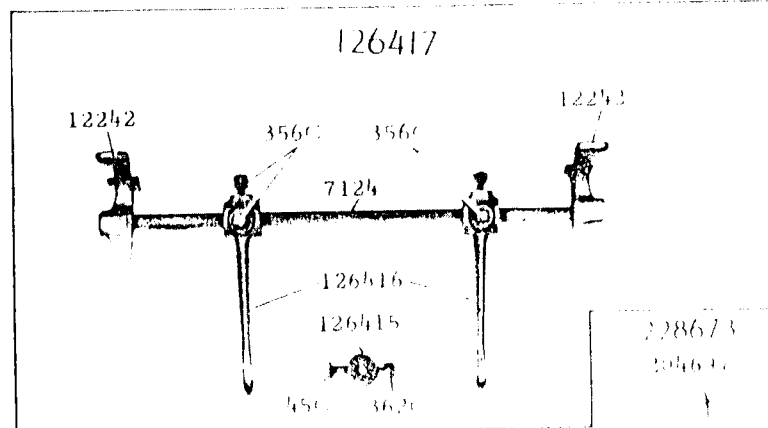


17734 - 1/4




17735 - 1.5

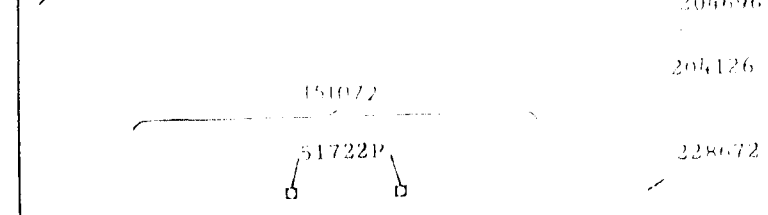
126417



228674



151072



228434

18580 - 3/8

228710

