

Form 18020
August, 1935 -
PRINTED IN U. S. A.

LIST OF PARTS



MACHINES
Nos. 175-40 to 175-44

THE SINGER MANUFACTURING COMPANY

INSTRUCTIONS FOR OILING

THE MACHINES SHOULD BE OILED ONCE DAILY

Remove the two knurled thumb nuts and remove the large arm side cover from the front side of the machine.

Apply oil at all oil holes and at all points where parts are in movable contact at the top as well as inside the arm.

Replace the large arm side cover and tighten the two thumb nuts.

Lay the machine on its rear side and apply oil to all oiling points in the machine bed.

Turn down the hinged cover beneath the looper and apply oil to the cam on the looper shaft, then close the hinged cover.

Use only Singer "Manufacturing Sewing Machine Oil (Cloth and Leather)" for general use, or "Manufacturing Sewing Machine Oil (Stainless for White Goods)" where a stainless oil is desired.

**Genuine Singer Needles should be used
in Singer Machines.
These Needles and their Containers
are marked with the
Company's Trade Mark "SIMANCO." 1**

**Needles in Containers marked
"For Singer Machines"
are not Singer made needles. 2**

INDEX

	Page
Accessories.....	20
Belt and Pulley Guard.....	21
Machine Base.....	20
Machine No. 175-40.....	7
Machine No. 175-41.....	16
Machine No. 175-42.....	17
Machine No. 175-43.....	18
Machine No. 175-44.....	19
Starting Lever and Foot Lifter Parts.....	21
Table Belt Guide.....	21
Thread Unwinder.....	22

INSTRUCTIONS FOR ORDERING

In ordering from this list, use ONLY the part NUMBER in the FIRST column.

The number stamped on a Sewing Machine Part is in every case the number of the single part only.

Every combination of parts sent out as such has its specific number, which, although not stamped on the parts, must be used when ordering the combination.

Each number always indicates the SAME PART in whatever list it appears, or for whatever machine.

The letters after some of the numbers indicate the style of finish only, as follows:

- A-Hardened, Polished, Nickel Plated and Buffed
- B-Polished, Nickel Plated and Buffed
- C-Hardened Only
- D-Polished Only
- E-Soft, Not Polished
- F-Hardened and Polished
- H-Blued
- J-Nickel Plated Only
- K-Hardened and Nickel Plated
- L-Brass Plated
- M-Oxidized
- N-Japanned, Dull
- P-Japanned, Bright
- R-Merlized
- T-Copper Plated
- T.A-Hardened, Polished, Copper and Nickel Plated and Buffed
- T.B-Copper and Nickel Plated and Polished
- T.J-Copper and Nickel Plated Only
- T.K-Hardened, Copper and Nickel Plated
- T.M-Copper Plated and Oxidized
- T.L-Copper and Brass Plated
- U-Zinc Plated
- V-Silver Plated
- W-Polished and Nickel Plated
- Y-Black Nickel Plated Only
- Z-Chromium Plated
- Z.B-Polished, Nickel Plated, Buffed and Chromium Plated
- Z.J-Nickel and Chromium Plated

These letters MUST BE USED when they appear in the list; and AFTER the number as in the list.

In this series:

1 to 1500, 50001 to 51500 and 140001 to 142000 are Screw Numbers


1501 to 1800 and 51501 to 51800 are Nut Numbers
1801 to 2000 and 51801 to 52000 are Roller Numbers

2001 to 50000 and 52001 to 140001 and 142000 to 190000 are Sewing Machine Parts, 190001 and upward are numbers of Electrical Parts

The figures in the second column refer only to the plates, illustrating the parts, and are NOT TO BE USED in ordering.

Parts marked with an asterisk (*) are furnished only when repairs are made at factory.

LIST OF PARTS COMPLETE FOR



MACHINE NO. 175-40

FOR SEWING ALL KINDS OF MILITARY EYELET SHANK BUTTONS ON UNIFORMS. METAL EYELET SHANK BUTTONS SEWED THROUGH AND THROUGH AND BLIND STITCHED. MAKES EIGHTEEN STITCHES, INCLUDING KNOTTING STITCH. HAS NEEDLE BAR VIBRATION ONLY. LENGTH OF NEEDLE BAR STROKE 1-7/8". EQUIPPED WITH SPECIAL SHANK BUTTON CLAMP FOR 18 TO 45 LIGNE BUTTONS, FITTED WITH A METAL BUTTON SHANK FOOT, BLIND STITCH WORK SUPPORT BLOCK, AND ONE THROUGH AND THROUGH WORK SUPPORT BLOCK. SPEED 1000 R.P.M.

No.	Plate	Name
*175001	-----	Arm with 15404 and two 15405.....
175002	22007	" Dowel Pin.....
*175003	-----	" Rock Shaft.....
175340	22009	" " " 175003 with 175007 and 175341.....
175005	22008	Arm Rock Shaft Crank (back) with 1177E, 152LJ and 140016E.....
1177E	22008	Arm Rock Shaft Crank (back) Clamping Screw
140016E	22008	" " " " " Position Screw
152LJ	22008	" " " " " " "
		Lock Nut.....
*175341	-----	Arm Rock Shaft Crank (front).....
175007	22007	" " " " " Pin.....

No.	Plate	Name
140017E	22007	Arm Screw (long).....
670E	22017	" " (short).....
175008	22007	" Side Cover (left).....
230J	22007	" " " " Screw.....
175009	-----	" " " (right).....
175010	22009	" " " " Screw Stud (long)...
175011	22009	" " " " " (short)...
51649E	22007	" " " " " Lock Nut.
51650B	22007	" " " " " Thumb Nut.....
*175012	-----	Bed.....
175013	22009	" End Cover (bottom).....
175014	22007	" " " " Hinge Pin (left)...
175015	22007	" " " " " (right)...
175016	22007	" " " " " Spring.....
175017	22007	" " " " " Hook.....
175361	22011	" Top Cover (back) with two 175019.....
175019	22007	" " " " " Oil Tube.....
140018W	22008	" " " " " Screw.....
175020	22009	" " " (front).....
140019W	22007	" " " " " Screw.....
175362	22009	Button Clamp Arm.....
175363	22016	" " " " Hinge Bracket.....
175034	22009	" " " " " Pin.....
175035	22009	" " " " " Bracket.....
160J	22007	" " " " " " Screw.
175036	22009	" " " " " " Shim (.003 in. thick).....
175037	-----	Button Clamp Arm Hinge Pin Bracket Shim (.005 in. thick).....
175038	-----	Button Clamp Arm Hinge Pin Bracket Shim (.007 in. thick).....
175039	-----	Button Clamp Arm Hinge Pin Bracket Shim (.015 in. thick).....
140072C	22008	Button Clamp Arm Screw.....
175032	22007	" " " " " Washer.....
175041	22022	" " " " " Lifting Arm with 190J, 190K and 1259C.....
1259C	22015	Button Clamp Lifting Arm Set Screw.....
175364	22009	" " " " " Chain 4 7/8 in. long.
203K	22008	" " " " " Screw (lower)...
19CK	22015	" " " " " " (upper)...
190J	22015	" " " " " " " Lock Screw.....
175043	22016	Button Clamp Lifting and Thread Pull-off Holder Shaft.....
175044	22007	Button Clamp Lifting and Thread Pull-off Holder Shaft Collar with 458C.....
458C	22015	Button Clamp Lifting and Thread Pull-off Holder Shaft Collar Set Screw.....

No.	Plate	Name
175045	22016	Button Clamp Lifting and Thread Pull-off Holder Shaft Spring.....
175046	22008	Button Clamp Lifting and Thread Pull-off Holder Shaft Spring Collar with 458C...
458C	22015	Button Clamp Lifting and Thread Pull-off Holder Shaft Spring Collar Set Screw...
175047	22016	Button Clamp Lifting Rod.....
175048	22016	" " " " " Arm with 160E and 140022E.....
160E	22007	Button Clamp Lifting Rod Arm Clamping Screw.....
140022E	22007	Button Clamp Lifting Rod Arm Position Screw.....
175049	22008	Button Clamp Lifting Rod Arm Stop Plate...
160J	22007	" " " " " " " " " Screw
175032	22007	" " " " " " " " " Washer.....
42830	22020	Button Clamp Lifting Rod Cotter Pin.....
175050	22022	" " " " " " " " " Spring.....
175051	22013	" " " " " " " " " Stop Col- lar with 160C.....
160C	22007	Button Clamp Lifting Rod Spring Stop Col- lar Set Screw.....
175365	22016	Button Clamp Presser Bar.....
175053	22008	" " " " " " Collar with 458C.
458C	22015	" " " " " " " Set Screw.
175054	22012	" " " " " " " Screw Bearing....
175055	22022	" " " " " " " Spring.....
140023W	22008	" " " " " " " Pressure Regulating Thumb Screw.....
1722J	22008	Button Clamp Pressure Regulating Thumb Screw Lock Nut.....
175366	22012	Button Finger.....
140085C	22013	" " " " " Hinge Screw.....
175367	22013	" " " " " Lever.....
140064C	22013	" " " " " Adjusting Screw.....
1735J	22008	" " " " " " " Nut...
140065K	22013	" " " " " Hinge Screw.....
175368	22010	" " " " " " " Bracket with 37164.....
1492J	22015	Button Finger Lever Hinge Screw Bracket Screw.....
37164	22013	Button Finger Lever Hinge Screw Bracket Steady Pin.....
175369	22013	Button Finger Lever Screw Eye.....
175370	22013	" " " " " " " Bushing.....
175207	22026	" " " " " " " Spring
190J	22015	" " " " " " " Screw.....
1735J	22008	" " " " " " " Nut...

No.	Plate	Name
175371	22010	Button Holder.....
190J	22015	" " Screw.....
175372	22012	" " Spring.....
175373	-----	Button Clamp complete, Nos. 1492J,140085C, 175207,175362,175363,175366 to 175372 and two each 190J,1735J,140064C,140065K 140072C and 175032.....
175060	22011	Face Plate.....
175061	-----	" " 175060 with 185J and 175062, 175063 and 202098.....
120J	22008	Face Plate Screw.....
175062	22024	" " Thread Guide (lower) Plate....
185J	22015	" " " " " " Screw
175063	22024	" " " " " " " "
		Spacing Collar.....
202098	22024	Face Plate Thread Guide (lower) Roller....
175065	22024	" " " " " Pin.....
175066	22008	" " " " (upper).....
175085	22015	Looper.....
175086	22016	" Driving Shaft.....
175087	22022	" " " Bushing.....
51183E	22015	" " " Clamping Screw
*175088	-----	" " " Crank with two 435C..
175525	22016	" " " 175088 with 175090.....
175089	22015	Looper Driving Shaft Crank Connecting Link
*175090	-----	" " " " " "
		Hinge Stud.....
435C	22015	Looper Driving Shaft Crank Set Screw.....
175091	22015	" " " Gear.....
175092	22020	" " " Pin.....
458C	22015	" Set Screw.....
175093	22022	" Shaft with 458C.....
*175095	-----	" Crank with two 140027C.....
175526	22016	" " " 175095 with 175133.....
140027C	22020	" " " Set Screw.....
*175133	-----	" " " Stud.....
175096	22015	Machine Rest Stud.....
453C	22015	" " " Set Screw.....
175396	22016	Needle Bar (hollow) with 200125F, 200175D and 204250.....
175348	22018	Needle Bar Connecting Link.....
140023C	22015	" " " " Hinge Screw....
1722J	22008	" " " " " Nut.
175099	22015	" " " " " Stud with 160E.....
160E	22007	Needle Bar Connecting Link Hinge Stud Clamping Screw.....

No.	Plate	Name
175100	22015	Needle Bar Connecting Link Hinge Stud Thread Guide Plate.....
1492J	22015	Needle Bar Connecting Link Hinge Stud Thread Guide Plate Screw.....
175101	22015	Needle Bar Connecting Link Hinge Stud Thread Guide Roller.....
175349	22018	Needle Bar Connecting Stud (lower).....
1681J	22008	" " " " " Nut....
51652J	22008	" " " " " Lock Nut.....
175103	22007	Needle Bar Connecting Stud (lower) Washer.
175104	22018	" " " " (upper).....
1681J	22008	" " " " " Nut.....
51652J	22008	" " " " " Lock Nut.....
175103	22007	Needle Bar Connecting Stud (upper) Washer.
175105	22018	" " Eccentric with 140027C.....
175106	22018	" " " Connecting Rod with 1521J,140024E,175535 and two 140029E...
140029E	22015	Needle Bar Eccentric Connecting Rod Cap Screw.....
140024E	22008	Needle Bar Eccentric Connecting Rod Clamp- ing Screw.....
1521J	22008	Needle Bar Eccentric Connecting Rod Clamp- ing Screw Nut.....
140031C	22015	Needle Bar Eccentric Connecting Rod Hinge Screw.....
51653E	22015	Needle Bar Eccentric Connecting Rod Hinge Screw Nut.....
175535	22007	Needle Bar Eccentric Connecting Rod Oil Pad (felt).....
175108	22017	Needle Bar Eccentric Pawl.....
175109	-----	Needle Bar Eccentric Pawl complete, Nos. 175108,175110 to 175112 and 175114.....
175110	22017	Needle Bar Eccentric Pawl Bracket.....
134E	22017	" " " " " Screw...
175111	22019	" " " " " Steady Pin.....
175112	22019	Needle Bar Eccentric Pawl Hinge Pin.....
175113	22019	" " " " Spring.....
175114	22019	" " " " Stud.....
175119	22017	" " " Pin.....
140027C	22020	" " " Set Screw.....
204250	22020	" " Thread Guide.....
200175D	22020	" " " Screw.....
175358	22014	" " Vibrating Cam.....
175294	22014	" " " Driving Worm....
175069	22024	" " " " " Pin.

No.	Plate	Name
175295	22014	Needle Bar Vibrating Cam Driving Worm Wheel with two 140026C.....
140026C	22007	Needle Bar Vibrating Cam Driving Worm Wheel Set Screw.....
175374	22016	Needle Bar Vibrating Cam Driving Worm Wheel Shaft.....
175119	22017	Needle Bar Vibrating Cam Pin.....
175120	22018	" " " Lever.....
175121	22018	" " " Adjusting Bracket with 186C, 458C and 175124.....
140032C	22017	Needle Bar Vibrating Lever Adjusting Bracket Hinge Screw.....
458C	22015	Needle Bar Vibrating Lever Adjusting Bracket Hinge Screw Set Screw.....
175122	22019	Needle Bar Vibrating Lever Adjusting Bracket Hinge Screw Slide.....
51654C	22017	Needle Bar Vibrating Lever Adjusting Bracket Lock Nut.....
175123	22017	Needle Bar Vibrating Lever Adjusting Bracket Lock Nut Screw Stud.....
186C	22019	Needle Bar Vibrating Lever Adjusting Bracket Lock Nut Screw Stud Set Screw..
175124	22019	Needle Bar Vibrating Lever Adjusting Bracket Lock Nut Screw Stud Set Screw Locking Disc.....
175125	22017	Needle Bar Vibrating Lever Adjusting Bracket Lock Nut Washer.....
175126	22022	Needle Bar Vibrating Lever Arm with 51923.
140033C	22017	" " " " " Hinge Screw
51923	22007	" " " " " Roller and Screw Stud.....
140024E	22008	Needle Bar Vibrating Lever Arm Screw.....
175032	22007	" " " " " Washer
140034C	22017	" " " " " Hinge Screw....
140035C	22017	" " " " " Lock Screw.....
175127	22019	Needle Bar Vibrating Lever Hinge Screw Slide.....
*175116	-----	Needle Guard.....
175128	22022	" " 175116 with 175131 and 175136
175129	-----	" " 175128 with 140036D and 175137
175130	22019	" " Cam with two 1259C.....
1259C	22015	" " Set Screw.....
175131	22019	" " Pin.....
175132	22017	" " Oscillating Crank with 896E and 175134.....
896E	22017	Needle Guard Oscillating Crank Clamping Screw.....
175016	22007	Needle Guard Oscillating Crank Spring.....

No.	Plate	Name
175134	22017	Needle Guard Oscillating Crank Spring Hook (crank end).....
175135	22019	Needle Guard Oscillating Crank Spring Hook (bed end).....
*175136	-----	Needle Guard Shaft.....
175094	22015	" " " Bushing.....
458C	22015	" " " Set Screw.....
175137	22007	" " Thread Finger.....
140036D	22007	" " " Screw.....
175375	22016	" Plate with two 175378.....
140019F	22007	" " Screw.....
175376	22010	" " Work Support with 230J, for blind stitch.....
175377	22010	Needle Plate Work Support with 230J, for through and through stitch.....
230J	22007	Needle Plate Work Support Screw.....
175378	22013	" " " Stud.....
200125F	22020	" Set Screw.....
175379	22013	Plug for Feed Plate Carrier Regulator Shaft Hole.....
*175139	-----	Pulley.....
175140	22021	" 175139 with 175147.....
140037C	22020	" Engaging Screw.....
51655J	22020	" " Nut.....
175141	22020	" Oil Pad (wick).....
175142	22021	" Shaft.....
175143	22015	" " Gear.....
175144	22020	" " Pin.....
175145	22022	" Shifter.....
175146	22021	" " Holder with 51649J and 140078C.....
140078C	22020	Pulley Shifter Holder Set Screw.....
51649J	22007	" " " " Lock Nut..
*175147	-----	" " Ring (V grooved).....
1178E	22020	" " Screw.....
175148	22022	Starting Crank with 1747J and 140039E.....
140039E	22008	" " Adjusting Screw.....
1747J	22008	" " " " Nut.....
175149	22020	" " Pin.....
175150	22022	Stop Dog.....
175151	22022	" " Cushion Spring.....
175152	22021	" " " Holder with 50581C and two 140040C.....
50581C	22020	Stop Dog Cushion Spring Holder Set Screw..
140040C	22020	" " " " Set Screw.....
175119	22017	" " Pin.....
175153	22018	" Motion Retaining Collar.....
160J	22007	" " " " Screw.....
175154	22020	" " " " Stud...

No.	Plate	Name
882C	22020	Stop Motion Retaining Collar Screw Stud Set Screw.....
175155	22021	Stop Motion Shaft.....
175156	22022	" " " Spring.....
175157	22021	" " " " Collar with 140041C.....
140041C	22020	Stop Motion Shaft Spring Collar Set Screw.....
175158	22022	" " Trip.....
175159	22021	" " " Block with 882C.....
140042C	22020	" " " " Hinge Screw.....
51649E	22007	" " " " " Nut....
175113	22019	" " " " Spring.....
175229	22020	" " " Point.....
160J	22007	" " " Screw.....
175032	22007	" " " Washer.....
175160	22023	Tension (automatic) Disc.....
175161	22024	" " " Position Pin....
1560C	22024	" " " Regulating Thumb Nut..
175162	22022	" " " Releasing Cam with two 140027C.....
140027C	22020	Tension (automatic) Releasing Cam Set Screw.....
175522	22023	Tension (automatic) Releasing Disc.....
175163	22021	" " " Rod.....
152LJ	22008	" " " " Adjusting Nut.....
152LJ	22008	Tension (automatic) Releasing Rod Adjusting Nut Lock Nut.....
175164	22021	Tension (automatic) Releasing Rod Spring..
175165	22018	" " " " Wearing Sleeve.....
140043C	22023	Tension (automatic) Screw Stud.....
175166	-----	" " " " 140043C with 1560C.....
125314	22023	Tension (automatic) Spring.....
175167	22023	" " " Thread Eyelet.....
175168	-----	Tension (automatic) complete, Nos. 125314, 175166, 175522 and two 175160.....
175160	22023	Tension (stationary) Disc.....
175161	22024	" " " Position Pin....
1560C	22024	" " " Regulating Thumb Nut.
140044C	22023	" " " Screw Stud.....
175169	-----	" " " " 140044C with 1560C.....
13710	22023	Tension (stationary) Spring.....
175170	-----	Tension (stationary) complete, Nos. 13710, 175169 and two 175160.....
175171	22023	Thread Eyelet (back).....
175172	22023	" " (front).....

No.	Plate	Name
175173	22023	Thread Nipper Head.....
175174	22024	" " Plate.....
160J	22007	" " " Screw.....
175175	22024	" " " Washer.....
140045K	22023	" " Releasing Head Screw.....
175176	22022	" " " Lever.....
140046C	22024	" " " " Hinge Screw.
175177	22023	" " " Rod.....
175178	-----	" " " " 175177 with 175173.....
175179	22023	Thread Nipper Releasing Rod Spring (lower)
175180	22024	" " " " " Washer.....
175181	22024	Thread Nipper Releasing Rod Spring (upper)
175182	22024	" " " " " Collar with 465C.....
465C	22024	Thread Nipper Releasing Rod Spring Collar Set Screw.....
175183	22023	Thread Nipper Releasing Screw Stud.....
1722J	22008	" " " " " Nut....
175184	22024	" " " " " Washer.....
175185	22024	Thread Nipper Releasing Stud.....
175161	22024	" " Thread Guide Pin.....
175186	22022	" Pull-off (back).....
175187	22024	" " " Holder with 160C and 1120C.....
160C	22007	Thread Pull-off (back) Holder Set Screw...
1120C	22024	" " " Set Screw.....
175188	22022	" " (front).....
175189	22024	" " " Holder with 1120C and 175190.....
175190	22024	Thread Pull-off (front) Holder Stop Pin...
1120C	22024	" " " Set Screw.....
175191	22024	" " " Stop Collar with 160C and 175192.....
160C	22007	Thread Pull-off Stop Collar Set Screw....
175192	22024	" " " Stop Pin.....
175167	22023	" " Thread Eyelet.....
*15404	-----	Trade Mark.....
15405	-----	" " Rivet.....

MACHINE NO. 175-41

FOR SEWING ALL KINDS OF MILITARY EYELET SHANK BUTTONS ON UNIFORMS WITH STAY BUTTONS, IN ONE OPERATION. METAL EYELET SHANK BUTTONS ARE SEWED THROUGH AND THROUGH WITH STAY BUTTONS. MAKES SIXTEEN STITCHES, INCLUDING KNOTTING STITCH. HAS NEEDLE BAR VIBRATION ONLY. LENGTH OF NEEDLE BAR STROKE 1-7/8". EQUIPPED WITH SPECIAL SHANK BUTTON CLAMP FOR 18 TO 45 LIGNE BUTTONS, FITTED WITH A METAL BUTTON SHANK FOOT AND WORK SUPPORT BLOCK FOR STAY BUTTONS 18 TO 22 LIGNE. SPEED 1000 R.P.M.

This Machine is the same as the 175-40 Machine, with the following exceptions:

No.	Plate	Name
175380	22010	Needle Plate Stay Button Holder and Work Support with 23QJ, for 18 ligne buttons in place of 175376 and 175377.....
175381	22010	Needle Plate Stay Button Holder and Work Support with 23QJ, for 19 ligne buttons in place of 175376 and 175377.....
175382	22010	Needle Plate Stay Button Holder and Work Support with 23QJ, for 20 ligne buttons in place of 175376 and 175377.....

MACHINE NO. 175-42

FOR SEWING SHANK BUTTONS ON RAINCOATS, SPORTS APPAREL, ETC. LEATHER SHANK BUTTONS SEWED THROUGH AND THROUGH WITH STAY BUTTONS IN ONE OPERATION. MAKES EIGHTEEN STITCHES, INCLUDING KNOTTING STITCH. HAS NEEDLE BAR VIBRATION ONLY. LENGTH OF NEEDLE BAR STROKE 1-7/8". EQUIPPED WITH A SPECIAL SHANK BUTTON CLAMP FOR 18 TO 45 LIGNE BUTTONS, FITTED WITH A LEATHER BUTTON SHANK FOOT AND WORK SUPPORT BLOCK FOR STAY BUTTONS 18 TO 22 LIGNE. SPEED 1000 R.P.M.

This Machine is the same as the 175-40 Machine, with the following exceptions:

No.	Plate	Name
175383	22010	Button Holder, in place of 175371.....
175384	22012	" " Spring, in place of 175372.
175385	-----	Button Clamp complete, Nos. 1492J, 140085C 175207, 175362, 175363, 175366 to 175370, 175383, 175384 and two each 19QJ, 1735J, 140064C, 140065K, 140072C and 175032, in place of 175373.....

Genuine Singer Needles should be used in Singer Machines. These Needles and their Containers are marked with the Company's Trade Mark "SIMANCO." 1

Needles in Containers marked "For Singer Machines" are not Singer made needles. 2

MACHINE NO. 175-43

FOR SEWING SELF-SHANK BUTTONS ON SHIRTS, SWEATERS, CHILDREN'S KNIT GOODS, SPORTWEAR, ETC. FOR METAL, PEARL, BONE OR COMPOSITION SELF-SHANK BUTTONS. MAKES TWELVE STITCHES, INCLUDING KNOTTING STITCH. HAS NEEDLE BAR VIBRATION ONLY. LENGTH OF NEEDLE BAR STROKE 1-7/8". EQUIPPED WITH A SPECIAL SHANK BUTTON CLAMP FOR BUTTONS FROM 14 TO 28 LIGNE, FITTED WITH A SPECIAL OPENING FOOT TO CONFORM WITH SHAPE OF BUTTONS, AND WORK SUPPORT BLOCK FOR BLIND STITCHING ONLY. SPEED 1000 R.P.M.

This Machine is the same as the 175-40 Machine, with the following exceptions:

No.	Plate	Name
*175386	-----	Bed, in place of 175012.....
175387	22013	" Work Support.....
175388	-----	" " " 175387 with 175389, in place of 175376 and 175377.....
175389	22012	Bed Work Support Holder with 140061J.....
140061J	22013	" " " " Clamping Screw....
140066J	22008	" " " " Guide Screw.....
51656J	22019	" " " " Lock Nut.....
175390	22013	" " " " " " Screw Stud.....
175032	22007	Bed Work Support Holder Lock Nut Washer...
175391	22012	Button Finger, in place of 175366.....
175392	22010	" Holder, 7/32 in. hole, in place of 175371.....
175393	22010	Button Holder, 5/16 in. hole, in place of 175371.....
175394	-----	Button Clamp complete, Nos.1492J, 140085C, 175207,175362,175363,175367 to 175370, 175391 to 175393 and two each 190J, 1735J,140064C,140065K,140072C and 175032, in place of 175373.....
175118	22014	Needle Bar Vibrating Cam, in place of 175358.....
175068	22014	Needle Bar Vibrating Cam Driving Worm, in place of 175294.....
175070	22014	Needle Bar Vibrating Cam Driving Worm Wheel with two 140026C, in place of 175295.....

MACHINE NO. 175-44

FOR SEWING SELF-SHANK BUTTONS ON SHIRTS, SWEATERS, CHILDREN'S KNIT GOODS, SPORTWEAR, ETC. FOR METAL, PEARL BONE OR COMPOSITION SELF-SHANK BUTTONS. MAKES SIXTEEN STITCHES, INCLUDING KNOTTING STITCH. HAS NEEDLE BAR VIBRATION ONLY. LENGTH OF NEEDLE BAR STROKE 1-7/8". EQUIPPED WITH SPECIAL SHANK BUTTON CLAMP FOR BUTTONS FROM 20 TO 45 LIGNE, FITTED WITH SPECIAL OPENING FOOT TO CONFORM WITH SHAPE OF BUTTONS AND WORK SUPPORT BLOCK FOR BLIND STITCHING ONLY. SPEED 1000 R.P.M.

This Machine is the same as the 175-40 Machine, with the following exceptions:

No.	Plate	Name
*175386	-----	Bed, in place of 175012.....
175387	22013	" Work Support.....
175388	-----	" " " 175387 with 175399 (adjustable) in place of 175376 and 175377.....
175389	22012	Bed Work Support Holder with 140061J.....
140061J	22013	" " " " Clamping Screw....
140066J	22008	" " " " Guide Screw.....
51656J	22019	" " " " Lock Nut.....
175390	22013	" " " " " " Screw Stud.....
175032	22007	" " " " " " Washer...
175391	22012	Button Finger, in place of 175366.....
175398	22010	" Holder, 3/8 in. hole, in place of 175371.....
175399	22010	Button Holder, 15/32 in. hole, in place of 175371.....
175400	-----	Button Clamp complete, Nos. 1492J,140085C, 175207,175362,175363,175367 to 175370, 175391,175398,175399 and two each 190J, 1735J,140064C,140065K,140072C and 175032C, in place of 175373.....
175296	22014	Needle Bar Vibrating Cam, in place of 175358.....

ACCESSORIES

No.	Plate	Name
175193	22025	Button Tray.....
175194	22025	" " Hinge Screw Stud.....
160C	22007	" " " " " Set Screw for Machine Base.....
175195	22025	Hand Wheel with 455C, for turning machine by hand.....
455C	22026	Hand Wheel Set Screw.....
120342	22025	Oiler (copper plated) with 120343.....
120343	22025	" Spout, 3 1/2 in. long.....
26026	22025	Screw Driver.....
175196	22025	" Eye.....
175197	22025	Wrench for 140026.....
175198	22025	" " 140027.....

MACHINE BASE

No.	Plate	Name
175199	-----	Machine Base with 160C.....
175200	22027	Machine Base complete, Nos. 145C, 1637J, 140047C, 140048C, 175199, 175208 to 175210 175424, 175425 and four wood screws 7/8 in. No. 14 R.H.....
140047C	22019	Machine Locating Screw Stud.....
*175201	-----	" Lock Plate.....
175115	22026	" " " 175201 with 175203, 175205 and 175206.....
*175202	-----	Machine Lock Plate Position Stud.....
175203	22026	" " " " 175202 with 175204.....
*175204	-----	Machine Lock Plate Position Stud Washer...
175205	22026	" " Stud.....
51656J	22019	" " Thumb Nut.....
175206	22026	" " " " Screw Stud.....
175207	22026	" " " " Spring.....
175536	22026	" " " " Washer.....
175425	-----	Machine Lock complete, Nos. 51656J, 175115, 175207 and 175536.....
175208	22026	Machine Starting Lever.....
140048C	22026	" " " Hinge Screw.....
175209	22026	" " " Spring.....
175210	22026	" " " Hook (long).....
175424	22026	" " " " (short).....
145C	22026	" " " Stop Screw.....
1637J	22026	" " " " Nut.....

BELT AND PULLEY GUARD

(HINGED)

No.	Plate	Name
175211	-----	Belt and Pulley Guard.....
175212	22027	" " " " Hinge.....
175213	-----	" " " " Rivet.....
175214	22027	Belt and Pulley Guard complete, Nos. 175211 two 175212, six 175213 and eight wood screws 3/4 in. No. 9 R.H.....

STARTING LEVER AND FOOT LIFTER PARTS

No.	Plate	Name
175215	-----	Foot Lifter Chain, 37 in. long, with two 56865.....
56865	22019	Foot Lifter Chain Hook.....
175216	22027	" " Treadle.....
175217	22026	" " " Hinge Pin.....
175218	22027	" " " Stand.....
175219	22027	Foot Lifter Treadle complete, Nos. 175216 to 175218 and two wood screws 1 in. No. 14 F.H.....
175215	-----	Starting Lever Chain, 37 in. long with two 56865.....
56865	22019	Starting Lever Chain Hook.....
175216	22027	" " Treadle.....
175217	22026	" " " Hinge Pin.....
175218	22027	" " " Stand.....
175219	22027	Starting Lever Treadle complete, Nos. 175216 to 175218 and two wood screws 1 in. No. 14 F.H.....

TABLE BELT GUIDE

No.	Plate	Name
175220	22027	Belt Guide (left) with 140035C.....
175221	22027	" " (right) with 140035C.....
140035C	22017	" " Set Screw.....
175222	22027	Pulley.....
175223	-----	" Shaft.....
175224	22027	" " 175223 with 1259E and 175227.
175225	22027	" " Bracket with 1259C.....

TABLE BELT GUIDE

No.	Plate	Name
1259E	22015	Pulley Shaft Oil Plug Screw.....
175227	22027	" " " Wick.....
1259C	22015	" " Set Screw.....
175228	22027	Table Belt Guide complete, Nos. 175220, 175221,175224,175225 and two each 175222 and wood screws 7/8 in. No. 14 R.H.....

THREAD UNWINDER

(FOR ONE SPOOL)

No.	Plate	Name
225259	22028	Spool Rest with 201018C.....
150203	22028	" " Cushion (felt).....
225388	22028	" " Rod.....
200383C	22019	" " Set Screw.....
201018C	22019	" " Set Screw.....
202490	22028	" Stand with 200383C.....
225391	22028	Thread Guide.....
201696J	22019	" " Lock Nut.....
225324	22028	" " Rod with 208E and 225322.....
208E	22019	" " Screw.....
225322	22019	" " Washer.....
225260	22028	Thread Unwinder complete, Nos. 150203, 201696J, 202490, 225259, 225324, 225388, 225391 and three wood screws 7/8 in.No. 12.....
27739	22028	Thread Cone (wood) for large cones.....
225390	22028	" " Holder for inverted cones.....

Note: Nos. 27739 and 225390 are used with, but not included in 225260.

ILLUSTRATIONS OF PARTS
FOR
MACHINES
Nos. 175-40 to 175-44

140017
PAGE 8



670
PAGE 8



140026
PAGE 12



160
PAGE 9



175002
PAGE 7



175016
PAGE 8



175535
PAGE 11



51923
PAGE 12



175007
PAGE 7



140022
PAGE 9



140019
PAGE 8



175008
PAGE 8



175137
PAGE 13



230
PAGE 8



140096
PAGE 13



175014
PAGE 8



175015
PAGE 8



175103
PAGE 11



175017
PAGE 8




175019
PAGE 8



175012
PAGE 8



51650
PAGE 8



175044
PAGE 8



51649
PAGE 8



PLATE 22008—FULL SIZE




PLATE 22009—ONE-HALF SIZE






PLATE 22010—FULL SIZE


175393
PAGE 18



175398
PAGE 19



175399
PAGE 19



175380
PAGE 16




175381
PAGE 16



175382
PAGE 16



175376
PAGE 12



175377
PAGE 13



175368
PAGE 2



175371
PAGE 10



175383
PAGE 17



175392
PAGE 15

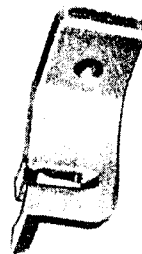



PLATE 22011—ONE-HALF SIZE

175361
PAGE 8



175060
PAGE 10





PLATE 22012—FULL SIZE


175391
PAGE 18



175366
PAGE 9



175054
PAGE 9



175389
PAGE 18



175384
PAGE 17



175372
PAGE 10




PLATE 22013—FULL SIZE

175367
PAGE 9



175379
PAGE 13



175387
PAGE 18



175051
PAGE 9



175369
PAGE 9



175390
PAGE 18



175370
PAGE 9



140064
PAGE 9



140061
PAGE 18



140085
PAGE 9



140065
PAGE 9



175378
PAGE 13




37164
PAGE 9

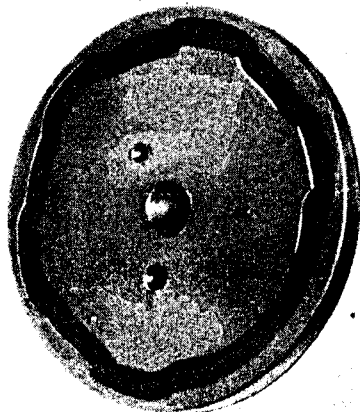


PLATE 22014—ONE-HALF SIZE

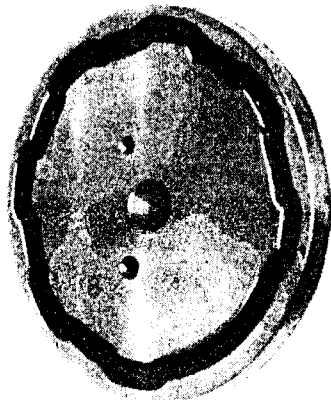
175295
PAGE 12



175118
PAGE 18



175358
PAGE 11



175068
PAGE 18



175294
PAGE 11



175070
PAGE 18



175296
PAGE 19

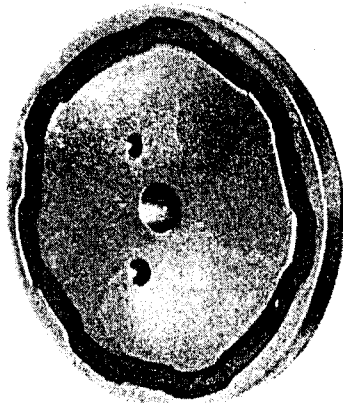


PLATE 22015—FULL SIZE

140029
PAGE 11



190
PAGE 8



1492
PAGE 11



185
PAGE 10



435
PAGE 10



1259
PAGE 8



458
PAGE 9



175101
PAGE 11



175089
PAGE 10



140031
PAGE 11




51183
PAGE 10




140028
PAGE 10



175091
PAGE 10




175143
PAGE 13



175096
PAGE 10



175099
PAGE 10



175094
PAGE 13



175085
PAGE 10



175100
PAGE 11



51653
PAGE 11



PLATE 22016—ONE-HALF SIZE

175374
PAGE 12



175045
PAGE 9



175048
PAGE 9



175043
PAGE 8




175396
PAGE 10



175525
PAGE 10



175375
PAGE 13




175047
PAGE 9



175526
PAGE 10



175363
PAGE 8



175365
PAGE 9



175086
PAGE 10




PLATE 22017—FULL SIZE

175110
PAGE 11



140032
PAGE 12



175132
PAGE 12



175123
PAGE 12




175108
PAGE 11



140034
PAGE 12



175125
PAGE 12



175119
PAGE 11



140033
PAGE 12



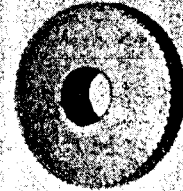
896
PAGE 12



134
PAGE 11



31654
PAGE 12



140035
PAGE 12



175134
PAGE 13



PLATE 22018—ONE-HALF SIZE


175106
PAGE 11




175120
PAGE 12



175105
PAGE 11



175121
PAGE 12



175153
PAGE 13



175104
PAGE 10



175349
PAGE 10



175348
PAGE 10




175165
PAGE 14




PLATE 22019—FULL SIZE

175130
PAGE 12



175122
PAGE 12



175127
PAGE 12



175114
PAGE 11



175113
PAGE 11



175111
PAGE 11



175186
PAGE 12



175112
PAGE 11



175131
PAGE 12



175135
PAGE 13




175124
PAGE 12



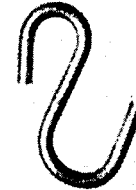
51656
PAGE 20



140047
PAGE 20



56865
PAGE 21



201696
PAGE 22



201018
PAGE 22



200383
PAGE 22



225322
PAGE 22




208
PAGE 22



PLATE 22020—FULL SIZE

140037
PAGE 13



140078
PAGE 13



1178
PAGE 13



50581
PAGE 13



140042
PAGE 14



175141
PAGE 13




175149
PAGE 13



42830
PAGE 9



140041
PAGE 14



175154
PAGE 13



175144
PAGE 13



175229
PAGE 14



51655
PAGE 13



200125
PAGE 13



140040
PAGE 13



882
PAGE 14



140027
PAGE 10



204250
PAGE 11



200175
PAGE 11



175092
PAGE 10



PLATE 22021—ONE-HALF SIZE

175164
PAGE 14



175163
PAGE 14




175155
PAGE 14



175142
PAGE 13



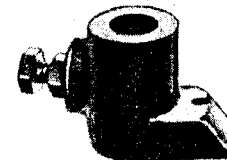
175140
PAGE 13



175152
PAGE 13



175146
PAGE 13



175157
PAGE 14

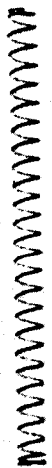


175159
PAGE 14



PLATE 22022-ONE-HALF SIZE

175050
PAGE 9



175041
PAGE 8



175087
PAGE 10



175188
PAGE 15



175055
PAGE 9



175162
PAGE 14



175156
PAGE 14



175186
PAGE 15



175093
PAGE 10



175151
PAGE 13



175150
PAGE 13



175145
PAGE 13



175128
PAGE 12



175148
PAGE 13



175158
PAGE 14



175176
PAGE 15



175126
PAGE 12



PLATE 22023-FULL SIZE

175177
PAGE 13



140043
PAGE 14



175522
PAGE 14



175172
PAGE 14




175183
PAGE 15



140044
PAGE 14



175160
PAGE 14



175167
PAGE 14



13710
PAGE 14



175179
PAGE 15



175171
PAGE 14



125314
PAGE 14



175173
PAGE 15



140045
PAGE 15



PLATE 22024—FULL SIZE

465
PAGE 15



175175
PAGE 15



175184
PAGE 15



1560
PAGE 14



175181
PAGE 15



175161
PAGE 14




1120
PAGE 15




175182
PAGE 15



175187
PAGE 15



175191
PAGE 15



175189
PAGE 15



140046
PAGE 15



175174
PAGE 15



175069
PAGE 11



175185
PAGE 15



175062
PAGE 10



175192
PAGE 15



175180
PAGE 15



175063
PAGE 10



202098
PAGE 10



175190
PAGE 15



175065
PAGE 10




PLATE 22025—ONE-HALF SIZE

26026
PAGE 20




120342
PAGE 20




120343
PAGE 20

175197
PAGE 20




175198
PAGE 20



175195
PAGE 20



175193
PAGE 20



175194
PAGE 20



175196
PAGE 20




PLATE 22026—FULL SIZE

175115
PAGE 20



175208
PAGE 20



175217
PAGE 21



175206
PAGE 20



175209
PAGE 20



175207
PAGE 20



140048
PAGE 20



175205
PAGE 20



175203
PAGE 20



145
PAGE 20



175210
PAGE 20



1637
PAGE 20



175424
PAGE 20



455
PAGE 20




175536
PAGE 20




PLATE 22027—ONE-FOURTH SIZE

175200
PAGE 20



175220
PAGE 21



175228
PAGE 22

175225
PAGE 21

175221
PAGE 21


175222
PAGE 21

175227
PAGE 22

175224
PAGE 21




175219
PAGE 21



175216
PAGE 21

175218
PAGE 21

175214
PAGE 21



175212
PAGE 21

PLATE 22028—ONE-FOURTH SIZE

