

**SINGER**  
**21W100**

Form 684 w  
April 30, 1909

534 RIV B  
TRIG B

# PRICE LIST

OF

# PARTS



Trade Mark

## 21 w 100

## MACHINE

---

THE SINGER MANUFACTURING CO.

# Instructions for Ordering

---

In ordering from this list, use **ONLY** the **PART** number in the **FIRST** column.

The number stamped on a Sewing Machine Part is the number of the Single Part only, except when the part includes Set Screws, Clamping Screws, Studs and Rollers Spun on, Small Wires riveted, or Parts soldered together, etc., which it is necessary to furnish in combination.

Every combination of parts sent out has its specific number which, although not stamped on Parts (except in above cases) must be used when ordering the combination.

Each number always indicates the **SAME PART** in whatever list it appears, or for whatever Machine.

The letters after some of the numbers indicate the style of finish only, as follows:

- A. Hardened, Polished and Plated.
- B. Polished and Plated.
- C. Hardened only.
- D. Polished only.
- E. Soft, not polished.
- F. Hardened and Polished.
- H. Blued.

These letters **MUST BE USED** when they appear in the list and **AFTER** the number, as in the list.

In this series

200001 to 201500 are Screw Numbers.

201501 to 201800 are Nut Numbers.

201801 to 202000 are Roller Numbers.

202001 and upward are numbers of Machine Parts.


The figures in the second column refer only to the plate in which the illustration of the part is shown and are **NOT TO BE USED** in ordering.

Two or more numbers over a cut indicate that the difference between such parts is not visible in an illustration.

Parts marked with an asterisk (\*) are furnished only when repairs are made at the factory.

## INDEX

|                              | Page     |
|------------------------------|----------|
| Accessories .....            | 8, 9, 10 |
| Bobbin Winder.....           | 9        |
| Knee Lifter Parts.....       | 5, 10    |
| Numerical List of Parts..... | 13       |
| Under Driver.....            | 11, 12   |



## No. 21w100 MACHINE

OUTFIT No. 203253

(Formerly "No. 2" Outfit)

DROP FEED, BOBBIN No. 203208 (formerly "4")

For General Cloth Work, Shirts, Underwear, Shirt Waists,  
Wrappers, Corsets, etc.

| No.     | Plate | Name  | Each |
|---------|-------|---|------|
| *204290 | ----  | Arm .....   | 1    |
| *204413 | ----  | " 204290 with 200439c, 202036 and<br>204705                 | 5 00 |
| 204163  | 12305 | " Cap .....   | 10   |
| 200278H | 12311 | " " Screw .....   | 05   |
| 202248H | 12307 | " " Washer .....  | 05   |
| 200016c | 12311 | " Screw (3) .....   | 06   |
| 202005  | 12308 | " " Washer (3) .....  | 01   |
| 213622  | 12303 | " Shaft .....   | 2 00 |
| 204705  | 12304 | " " Bushing (front) .....                                   | 35   |
| 200439c | 12311 | " " " Position Screw .....                                  | 05   |
| 204165  | 12302 | " " Connection with 204166, 204167<br>and four 200054e, (2) | 75   |
| *204166 | ---   | " " " Cap (lower) .....                                     | ..   |
| *204167 | ---   | " " " " (upper) .....                                       | ..   |
| 200054e | 12307 | " " " " Screw .....   | 03   |
| 202299  | 12306 | " " Oil Packing (wick) .....                                | 01   |

| No.     | Plate | Name  | Each |
|---------|-------|---|------|
| 203204  | 12301 | Balance Wheel 5½ in. diameter (belt groove 2¼ in. diameter) with 200328c and 200335c.....                               | 1 00 |
| 200062H | 12311 | Balance Wheel Adjusting Screw.....  | 07   |
| 200328c | 12311 | " " Position Screw.....   | 04   |
| 200335c | 12311 | " " Set Screw.....  | 04   |
| *213623 | ----- | Bed .....   | -    |
| *213413 | ----- | " 213623 with 202062, 203248, 203249, two each 200362c, 200516E, 200840E and 202299 .....                               | 5 75 |
| 202258  | 12315 | Bed Hinge Connection (2).....   | 08   |
| 200570E | 12311 | " " " Screw (4).....  | 05   |
| 203206  | 12302 | " Slide (back).....   | 30   |
| 203207  | 12302 | " " (front) .....   | 25   |
| 203208  | 12312 | Bobbin (formerly "4").....  | 05   |
| 203210  | 12312 | " Case Base with 202056, 203211 to 203213 and 203216 .....  | 55   |
| 203211  | 12312 | " " " Latch .....   | 05   |
| 202056  | 12312 | " " " " Pin .....   | 01   |
| 203212  | 12312 | " " " " Plunger .....   | 02   |
| 203213  | 12312 | " " " " Spring .....  | 01   |
| 203209  | 12312 | " " Cap with 200593E, 203214, 203215 and two 200594E .....  | 25   |
| 203214  | 12312 | " " Tension Spring (formerly "4") .....   | 05   |
| 200593E | 12312 | " " " Spring Regulating Screw .....   | 02   |
| 200594E | 12312 | " " " " Screw .....   | 02   |
| 203215  | 12312 | " " Thread Guide .....  | 03   |
| 200594E | 12312 | " " " " Screw .....   | 02   |
| 203216  | 12312 | " " Washer (cloth) per 100.....   | 25   |
| 203217  | 12312 | Bobbin Case complete, Nos. 203209 and 203216 .....  | 80   |
| 200459B | 12306 | Cloth Guide Thumb Screw.....  | 10   |
| 204184  | 12303 | Face Plate with 200366H, 200368H, 202090, 204185, 204281 and two 200385H .....  | 75   |
| 200053c | 12311 | " " Screw .....   | 04   |
| 204185  | 12310 | " " Thread Guide.....   | 03   |
| 200385H | 12309 | " " " " Set Screw.....  | 02   |
| 204186  | 12303 | Face Plate complete, Nos. 200135E, 200309E, 200319c, 200577H, 204059, 204184, 204267, 204272 and 204277 to 204280 ..... | 2 40 |
| 203218  | 12302 | Feed Bar with 204189.....   | 40   |
| 229799  | ----- | " " 203218 with 200214E, 201525E, 204200, 211079 and two 200106E .....  | 1 35 |
| 200214E | 12310 | " " Hinge Screw.....  | 12   |
| 201525E | 12310 | " " " " Nut .....   | 03   |
| 204188  | 12310 | " " Spring .....  | 03   |
| 204189  | 12306 | " " " Hook .....  | 01   |

| No.     | Plate | Name   | Each |
|---------|-------|--|------|
| 211079  | 12314 | Feed Dog (formerly "A") for general muslin work and hemming, for 211077 .....      | 40   |
| 200106E | 12311 | Feed Dog Screw.....  | 02   |
| 203233  | 12305 | " Driving Cam (formerly "V-H") with 200378c and 200437c .....                      | 50   |
| 204192  | ----- | " " " Fork-lever .....   | 70   |
| 204193  | 12302 | " " " " Connection with 200668c and 201525E .....                                  | 35   |
| 204194  | 12306 | " " " Fork-lever Connection Clamp with 200031c .....                               | 45   |
| 200031c | 12311 | " " " Fork-lever Connection Clamp Pinch Screw .....                                | 04   |
| 200668c | 12310 | " " " Fork-lever Connection Clamp Screw Stud .....                                 | 06   |
| 201525E | 12310 | " " " Fork-lever Connection Clamp Screw Stud Nut .....                             | 03   |
| 200002E | 12310 | " " " Fork-lever Connection Hinge Screw .....                                      | 07   |
| 201522E | 12310 | " " " Fork-lever Connection Hinge Screw Nut .....                                  | 03   |
| 204195  | ----- | " " " Fork-lever Shaft.....  | 15   |
| 204197  | 12306 | " " " " " Collar with 200113c .....  | 15   |
| 200113c | 12308 | " " " " " Shaft Collar Set Screw .....   | 03   |
| 204293  | 12308 | " " " " " Shaft Position Pin .....   | 01   |
| 204196  | 12307 | " " " " " Sleeve (split) .....   | 25   |
| 200043c | 12311 | " " " " " Sleeve Set Screw .....   | 04   |
| 201524E | 12310 | " " " " " Sleeve Set Screw Nut .....   | 03   |
| 204198  | 12304 | Feed Driving Cam Fork-lever complete, Nos. 204192, 204194, 204195 and 204293 ..... | 1 30 |
| 200437c | 12311 | Feed Driving Cam Position Screw.....   | 06   |
| 200378c | 12311 | " " " " Set Screw.....   | 02   |
| 204294  | 12303 | " " Rock Shaft.....  | 35   |
| 206555  | ----- | " " " " 204294 with 200002E, 201522E and 204193 .....                              | 80   |
| 202305c | 12307 | " " " " " Center (2).....  | 06   |
| 200043c | 12311 | " " " " " Set Screw (2) .....  | 04   |
| 204200  | 12305 | " " " " " Crank with 204189 (on left side) and two 200383c .....                   | 35   |
| 204189  | 12306 | " Driving Rock Shaft Crank Spring Hook .....                                       | 01   |
| 200383c | 12311 | " " " " " Set Screw .....  | 02   |



| No.      | Plate | Name   | Each |
|----------|-------|--|------|
| 204247   | 12304 | Needle Bar (hollow) with 200125c, 200175E<br>and 204250    | 80   |
| 204248   | 12307 | " " Connecting Link.....                                   | 35   |
| 200658c  | 12307 | " " " " Hinge Screw  |      |
|          |       | Stud   | 10   |
| 201519E  | 12307 | " " " " " Screw  |      |
|          |       | Stud Nut   | 03   |
| 204249   | 12308 | " " " Stud with 200072c<br>and 202330                      | 40   |
| 202330   | ---   | " " " " Oil Packing<br>(wick)                              | 01   |
| 200072c  | 12308 | " " " " Pinch Screw  | 03   |
| 200504E  | 12310 | " " Screw Bushing (lower).....                             | 05   |
| 200503B  | 12310 | " " " " (upper).....                                       | 05   |
| 204326   | 12306 | " " " " Packing Cord (2)<br>per 100                        | 25   |
| 204250   | 12308 | " " Thread Guide.....                                      | 03   |
| 200175E  | 12308 | " " " " Set Screw.....                                     | 02   |
| 200125c  | 12308 | " Set Screw.....   | 02   |
| 204251   | 12304 | Presser Bar (hollow) with 200074d.....                     | 80   |
| 204252   | 12308 | " " Lifter.....  | 20   |
| 200550c  | 12311 | " " " Hinge Screw.....                                     | 08   |
| 204253   | 12308 | " " Lifting Bracket with 200086c                           | 40   |
| 200086c  | 12308 | " " " " Pinch Screw..                                      | 03   |
| 204254   | 12307 | " " " " Position Guide                                     | 30   |
| 200362c  | 12311 | " " " " " Guide Set<br>Screw                               | 03   |
| 204327   | 12306 | " " Packing Washer (felt) per<br>100                       | 25   |
| 200504E  | 12310 | " " Screw Bushing (lower).....                             | 05   |
| 204255   | 12310 | " " Spring.....  | 10   |
| 200491B  | 12305 | " " Thumb Screw (pressure re-<br>gulating)                 | 25   |
| 229851   | 12314 | " Foot for 211079.....                                     | 45   |
| 200074d  | 12308 | " " Screw.....   | 03   |
| 202068   | 12315 | Spool Holder Base.....                                     | 15   |
| 200575II | 12311 | " " " Screw.....   | 05   |
| 204296   | 12315 | " " Wire.....  | 10   |
| 200079II | 12311 | " " " Hinge Screw.....                                     | 02   |
| 204297   | 12315 | Spool Holder complete, Nos. 200079II,<br>202068 and 204296 | 25   |
| 212920   | ---   | Take-up Cam (formerly "V-3") with<br>200335c and 200430c   | 1 35 |
| 203268   | 12304 | " " 212920 with 200383c, 200658c<br>and 201519E            | 1 50 |
| 202325   | 12307 | " " Friction Washer.....                                   | 05   |
| 200430c  | 12311 | " " Position Screw.....                                    | 08   |
| 200383c  | 12311 | " " " " Check Screw  | 02   |
| 200335c  | 12311 | " " Set Screw.....   | 04   |

| No.      | Plate | Name   | Each |
|----------|-------|--|------|
| 203270   | 12310 | Take-up Lever (formerly "X") with 204265   | 60   |
| 203291   | 12310 | " " 203270 with 204263.....  | 75   |
| 204263   | 12310 | " " Bearing with 204264.....   | 15   |
| 204264   | 12306 | " " " Position Pin.....  | 01   |
| 200012E  | 12311 | " " " Screw.....   | 05   |
| *204265  | ---   | " " Oil Guard.....   | 05   |
| 201816   | 12307 | " " Roller.....  | 12   |
| 203271   | ---   | Take-up Lever (formerly "X") complete,<br>Nos. 200042E, 201816 and 203291                            | 90   |
| 202402   | 12309 | Tension Disc (2).....  | 05   |
| 202090   | 12309 | " " Position Pin.....  | 01   |
| 204267   | 12310 | " Release Lever.....   | 05   |
| 200309E  | 12309 | " " " Screw.....   | 04   |
| 202075   | 12309 | " " Plunger.....   | 03   |
| 204268   | 12310 | " " Slide with 204269.....   | 20   |
| 204269   | 12308 | " " Slide Spring.....  | 02   |
| 202407   | 12309 | " Spring.....  | 05   |
| 200632B  | 12309 | " Stud.....  | 20   |
| 200385II | 12309 | " " Set Screw.....   | 02   |
| 201572B  | 12309 | " Thumb Nut.....   | 04   |
| 204271   | 12309 | " Washer.....  | 05   |
| 204272   | 12309 | Tension complete, Nos. 200632B, 201572B,<br>202075, 202407, 204271 and two 202402                    | 50   |
| 204273   | 12308 | Thread Controller Adjusting Collar with<br>200684II (for Presser Bar)                                | 15   |
| 200684II | 12308 | " " Adjusting Collar Screw...  | 04   |
| 204274   | 12309 | " " Plate.....   | 12   |
| 200577II | 12311 | " " " Screw.....   | 02   |
| 202098   | 12309 | " " Roller.....  | 05   |
| 204275   | 12309 | " " Guard.....   | 10   |
| 202084   | 12309 | " " " Washer.....  | 01   |
| 200300II | 12309 | " " " Screw.....   | 04   |
| 204276   | 12309 | " " Spring.....  | 03   |
| 204333   | 12309 | " " " Guard.....   | 08   |
| 200581II | 12309 | " " " " Screw.....   | 02   |
| 204277   | 12309 | " " " Stop.....  | 15   |
| 204278   | 12309 | " " " " Driving Gear...  | 10   |
| 200319c  | 12309 | " " " " " Gear Hinge<br>Screw  | 04   |
| 200135E  | 12309 | " " " " Screw.....   | 03   |
| 204279   | 12309 | " " " Stud with 204925....   | 10   |
| 200366II | 12309 | " " " " Set Screw.....   | 02   |
| 204925   | 12306 | " " " " Washer.....  | 01   |
| 205987   | 12309 | Thread Controller complete, Nos. 200300II,<br>200581II, 202084, 202098, 204274, 204275<br>and 204333 | 40   |
| 204280   | 12309 | Thread Controller and Spring complete,<br>Nos. 204276 and 205987                                     | 45   |

| No.     | Plate | Name  | Each |
|---------|-------|---|------|
| 202113  | 12310 | Thread Guide.....   | 05   |
| 204281  | 12309 | " Retainer Guide Wire.....  | 01   |
| 202091  | 12309 | " " Sleeve.....   | 05   |
| 202092  | 12309 | " " Spring.....   | 01   |
| 204058B | 12309 | " " Stud.....   | 07   |
| 200368H | 12309 | " " Set Screw.....  | 02   |
| 204059  | 12309 | Thread Retainer complete, Nos. 202091,<br>202092 and 204058B  | 15   |
| 211077  | 12314 | Throat Plate (formerly "A") 50 needle<br>hole, for needle sizes 3 to 5, for 202253<br>and 211079..... | 60   |
| 202062  | 12308 | Throat Plate Position Pin.....  | 01   |
| 200577H | 12311 | " " Screw (2).....  | 02   |

## ACCESSORIES

| No.     | Plate | Name   | Each |
|---------|-------|--|------|
| 200157B | 12314 | Attachment Screw.....  | 05   |
| 226998  | 12302 | Bed Slide (back) with 200798E.....                                       | 25   |
| 203208  | 12312 | Bobbin (5).....  | 05   |
| 225497  | 12314 | " Case Screw Driver.....   | 10   |
| 225501  | 12314 | Cloth Guide.....   | 10   |
| 200798E | 12306 | " " Screw Stud.....  | 04   |
| 201556A | 12314 | " " " " Thumb Nut....  | 16   |
| 227000  | —     | Bed Slide (back) complete, Nos. 201556A,<br>225501 and 226998            | 60   |
| 12 x 3  | —     | Needles, three each sizes 3 and 4 per doz.                               | 20   |
| 227493  | 12315 | Bed Hinge Plate 202259 with two wood<br>screws $\frac{3}{4}$ in. No. 13H | 08   |
| 227101  | —     | Drip Pan (long) with four wood screws $\frac{1}{2}$<br>in. No. 5         | 35   |
| 200748H | 12319 | Machine Clamp Screw.....   | 10   |
| 201582B | 12319 | " " " Wing Nut.....  | 08   |
| 225585H | 12319 | " " " Washer.....  | 02   |
| 227488  | 12315 | Machine Clamp complete, Nos. 200748H,<br>201582B and 225585H             | 20   |
| 41400   | 12315 | Machine Rest Pin (wood).....   | 04   |
| 225500  | 12315 | Oiler with 225499.....   | 10   |
| 225499  | 12315 | " Spout, 2 $\frac{3}{4}$ in. long.....                                   | 02   |
| 225498  | 12315 | Screw Driver, 7 $\frac{1}{4}$ in. long.....                              | 15   |
| 225554  | 12315 | Wrench (steel).....  | 10   |

## ACCESSORIES—(Continued)

### BOBBIN WINDER

#### SWING AUTOMATIC RIGHT HAND

| No.     | Plate | Name   | Each |
|---------|-------|--|------|
| 202470  | 12320 | Bobbin Winder Base.....  | 15   |
| 202471  | 12320 | " " Frame.....   | 15   |
| 200221E | 12319 | " " Hinge Screw.....   | 12   |
| 202472  | 12319 | " " Spring.....  | 05   |
| 200161E | 12319 | " " " " Screw.....   | 04   |
| 202473  | 12320 | " " Pulley with 200380C.....   | 20   |
| 200380C | 12319 | " " " Set Screw.....   | 02   |
| 202474  | 12320 | " " Spindle.....   | 15   |
| 227522  | 12319 | " " Stop Latch.....  | 10   |
| 200056E | 12319 | " " " " Screw.....   | 03   |
| 202477  | 12319 | " " " " Thumb Lever  | 15   |
| 200299H | 12319 | " " " " " Lever<br>Hinge Screw   | 05   |
| 200299H | 12319 | " " " " " Thumb Lever<br>Joint Screw   | 05   |
| 201537H | 12319 | " " " " " Thumb Lever<br>Joint Screw Nut   | 03   |
| 202478  | 12319 | " " " " " Trip Lever....   | 10   |
| 200299H | 12319 | " " " " " " " Hinge<br>Screw   | 05   |
| 227523  | 12320 | Bobbin Winder complete, Nos. 200056E,<br>200161E, 200221E, 201537H, 202470 to<br>202474, 202477, 202478, 227522, three<br>200299H and two round head wood<br>screws $1\frac{1}{2}$ in. No. 14..... | 1 35 |
| 202480  | 12320 | Bobbin Winder Spool Holder Base with<br>200355H and 202484   | 15   |
| 202481  | 12320 | " " " " Holder Base Spool<br>Pin, for 202485   | 05   |
| 202482  | 12319 | " " " " Holder Tension<br>Disc (lower or upper)  | 02   |
| 200011E | 12319 | " " " " Spool Holder Tension Disc<br>Screw   | 05   |
| 200355H | 12319 | " " " " " " " " Disc<br>Screw Set Screw  | 03   |
| 202483  | 12319 | " " " " " " " " Tension Disc<br>Spring (brass)   | 01   |
| 202481  | 12319 | " " " " " " " " Tension Disc<br>Thread Guide   | 01   |
| 202485  | 12320 | Bobbin Winder Spool Holder complete,<br>Nos. 200011E, 202480, 202481, 202483,<br>two 202482 and one wood screw 1 in.<br>No. 13H.....   | 25   |
| 227524  |       | Bobbin Winder and Spool Holder com-<br>plete, Nos. 202485 and 227523   | 1 65 |



ACCESSORIES—(Continued)

**KNEE LIFTER PARTS**

| No.     | Plate | Name   | Each |
|---------|-------|--|------|
| 202450  | ----  | Knee Lifter Rock Lever with 200522c and 200529c            | 35   |
| 202185  | 12318 | " " " " 202450 with two each 202451 and 202452             | 50   |
| 202190  | 12318 | " " " Lever 202185 with 202203 and 202614                  | 90   |
| 202451  | 12318 | " " " " Lug with two wood screws $\frac{3}{4}$ in. No. 13u | 05   |
| 202452  | 12319 | " " " Lever Lug Hinge Pin..                                | 02   |
| 202614  | 12318 | " " " " Rod 5 in. long with 202456                         | 06   |
| *202456 | ----- | " " " " " Cap or Oil Guard                                 | --   |
| 200529c | 12319 | " " " " " Set Screw..                                      | 05   |
| 202453  | 12318 | " " " " " Knee Plate with 200526c                          | 17   |
| 202203  | ----- | " " " " " " 202453 with 202451                             | 30   |
| 202454  | 12318 | " " " " " Plate Arm (long)                                 | 12   |
| 200522c | 12319 | " " " " " " Arm Set Screw                                  | 06   |
| 200526c | 12319 | " " " " " " Set Screw                                      | 05   |

**UNDER DRIVER**

WITH BELT SUPPORTING GUARD ADAPTING IT FOR UNIVERSAL USE

| No.     | Plate | Name  | Each |
|---------|-------|---|------|
| 202457  | 12323 | Cone Pulley (grooved) two speed, $3\frac{3}{4}$ in. and $4\frac{1}{2}$ in. diameter with 227553 | 1 35 |
| 25362   | 12321 | " Pulley Ball, size $\frac{5}{8}$ in.....   | 02   |
| 204100  | 12321 | " " " Bearing Cup.....  | 12   |
| 204101  | 12321 | " " " Cap .....   | 02   |
| 204102  | 12321 | " " " Retaining Spring.....   | 05   |
| 227553  | 12323 | Cone Pulley Ball Cup complete, Nos. 204100 to 204102 and thirteen 25362..                       | 45   |
| 202459  | 12323 | Driving Pulley, $7\frac{1}{4}$ in. diameter with 202460 and 204105                              | 75   |
| 202460  | 12323 | " " Friction Ring (leather)..   | 05   |
| 204105  | 12321 | " " " " Stop Pin....  | 01   |
| 227743  | ----- | " " Shaft (hollow) with 204109, 204110, 204112 and two 204111                                   | 60   |
| 202461  | 12323 | " Pulley Shaft 227743 with 204107, 204108 and eleven 25303                                      | 1 00 |
| 25303   | 12321 | " " Shaft Ball, size $\frac{1}{4}$ in.....  | 03   |
| 204107  | 12321 | " " " " Cup .....   | 10   |
| 204108  | 12321 | " " " " " Cap .....   | 02   |
| 204109  | 12322 | " " " Oil Plug.....   | 01   |
| 204110  | 12322 | " " " Oiling Leather.....   | 02   |
| 204111  | 12322 | " " " " " Pin (leather)   | 01   |
| 204112  | 12322 | " " " " " Wick .....  | 01   |
| 200524c | 12321 | " " " Set Screw.....  | 06   |
| 204113  | 12321 | " " " Thimble .....   | 10   |
| 227734  | 12323 | Frame with 200524c.....   | 80   |
| 227735  | 12323 | Lever Brake with 200524c, 204122 and two 200374c  | 35   |
| 227736  | 12323 | " " 227735 with 200082b and 227737  | 60   |
| 227737  | 12323 | " " Belt Guard.....   | 20   |
| 200082b | 12321 | " " " " Screw .....   | 03   |
| 204122  | 12322 | " " Leather .....   | 05   |
| 200374c | 12321 | " " " Set Screw.....  | 02   |
| 200524c | 12321 | " " Set Screw.....  | 06   |
| 204123  | 12322 | " " Spring .....  | 05   |
| 202463  | 12323 | " (compression) with 204117, two each 200524c and 202845  | 45   |
| 204117  | 12321 | " Compression Plate.....  | 10   |
| 202845  | 12321 | " " " Rivet .....   | 01   |
| 202464  | 12323 | " " Shaft with 202302.....  | 20   |
| 202302  | 12321 | " " " Cotter Pin.....   | 01   |
| 200524c | 12321 | " " " Set Screw .....   | 06   |

UNDER DRIVER—(Continued)

| No.     | Plate | Name  | Each |
|---------|-------|---|------|
| 204130  | 12323 | Shaft Pulley (sectional grooved) 10 in. diameter, 1 3/8 in. bore with two 200008c   | 45   |
| 200008c | 12321 | Shaft Pulley Clamping Screw.....  | 07   |
| 202466  | 12323 | Treadle (right) with 200526c.....   | 45   |
| 227351  | 12323 | " 202466 with 202467.....   | 60   |
| 202467  | 12323 | " Adjustable Connecting Rod.....  | 15   |
| 200526c | 12321 | " " " Rod Set Screw   | 05   |
| 204125  | 12323 | " Pitman Rod (lower) with 202302..  | 05   |
| 202302  | 12321 | " " " (lower) Cotter Pin...   | 01   |
| 202468  | 12323 | " " " (upper) .....   | 05   |
| 204126  | 12321 | " " " Clamp with two 200530c  | 20   |
| 200530c | 12321 | " " " " Set Screw.....  | 05   |
| 202469  | 12323 | Treadle Pitman complete, Nos. 202468, 204125 and 204126   | 30   |
| 204127  | 12323 | " Stand (left) with two wood screws 1 in. No. 13  | 08   |
| 204128  | 12323 | " " (right) with two wood screws 1 in. No. 13   | 08   |
| 202495  | ---   | Treadle and Stand complete, Nos. 204127, 204128 and 227351  | 75   |
| 202496  | ---   | Treadle and Pitman complete, Nos. 202469 and 202495   | 90   |
| 227738  | ---   | Transmitter complete, (formerly "Serial 54400") Nos. 202457, 202459, 202461, 202463, 202464, 204113, 204123, 227734, 227736 and three wood screws 1 1/4 in. No. 15..... | 3 00 |
| 227739  | 12323 | Under Driver (ball bearing) lever pressure, right hand, two speed, complete, Nos. 202496, 204130 and 227738.....  | 4 00 |




PLATE 12303—ONE-FOURTH SIZE




PLATE 12304—ONE-HALF SIZE

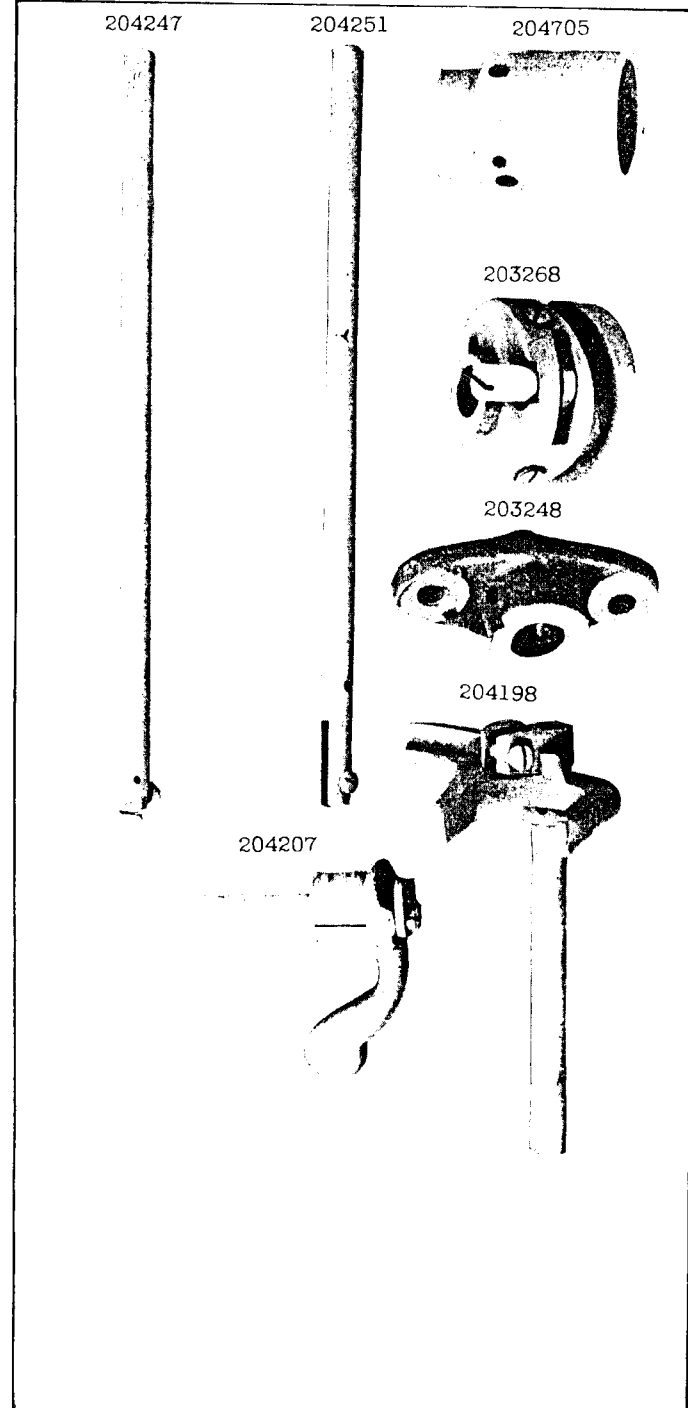


PLATE 12305—FULL SIZE




PLATE 12306—FULL SIZE




PLATE 12307-FULL SIZE

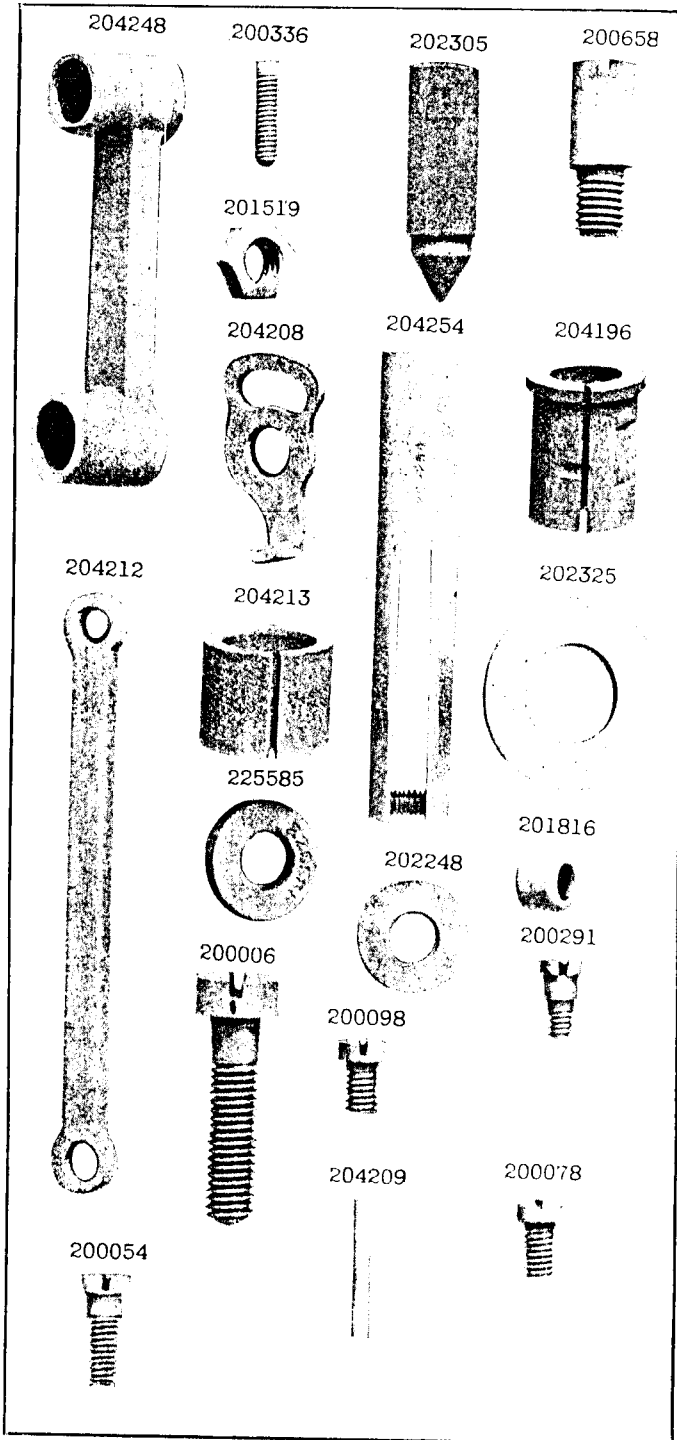


PLATE 12308-FULL SIZE




PLATE 12309-FULL SIZE




PLATE 12310-FULL SIZE

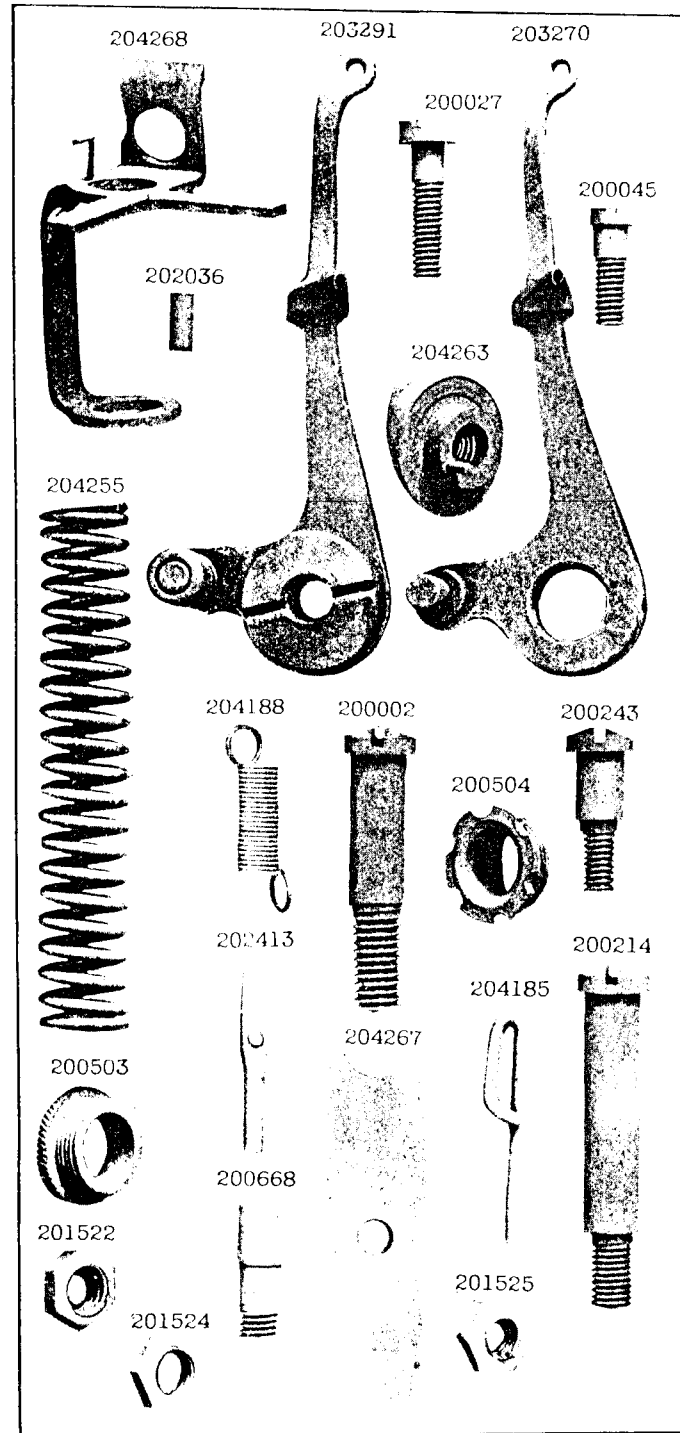


PLATE 12311-FULL SIZE

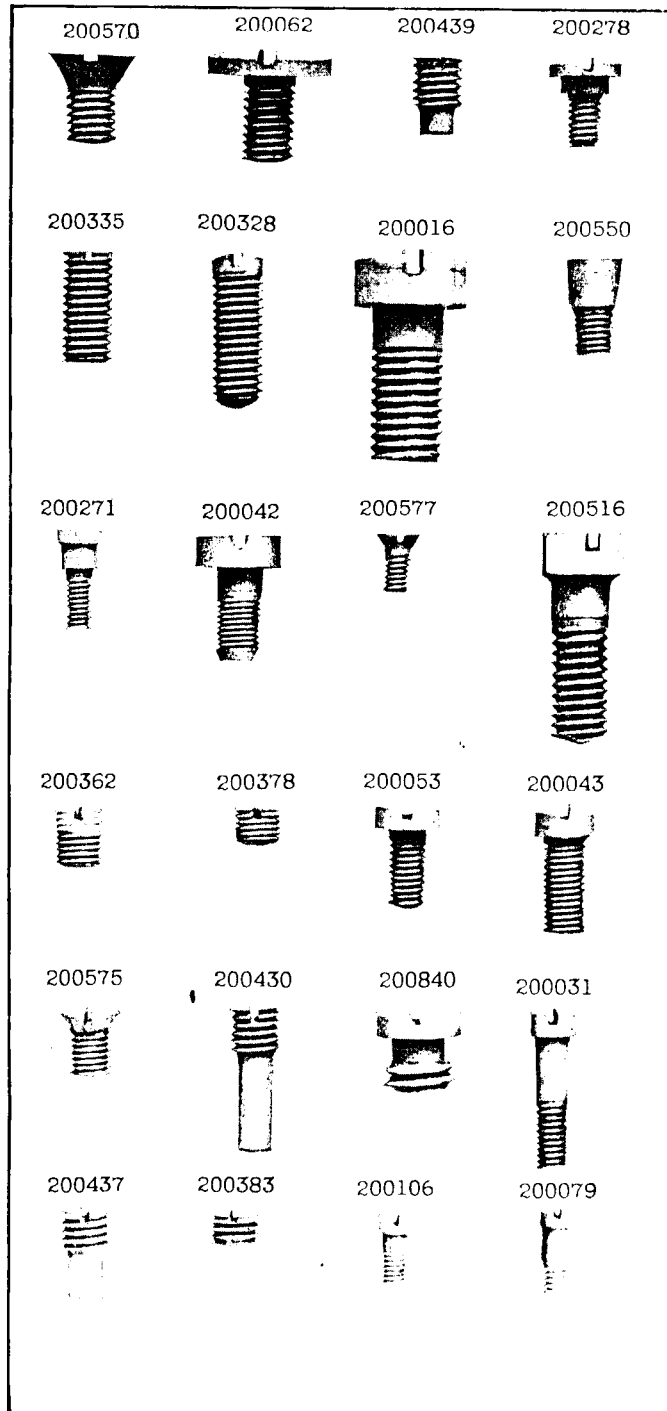


PLATE 12312-FULL SIZE

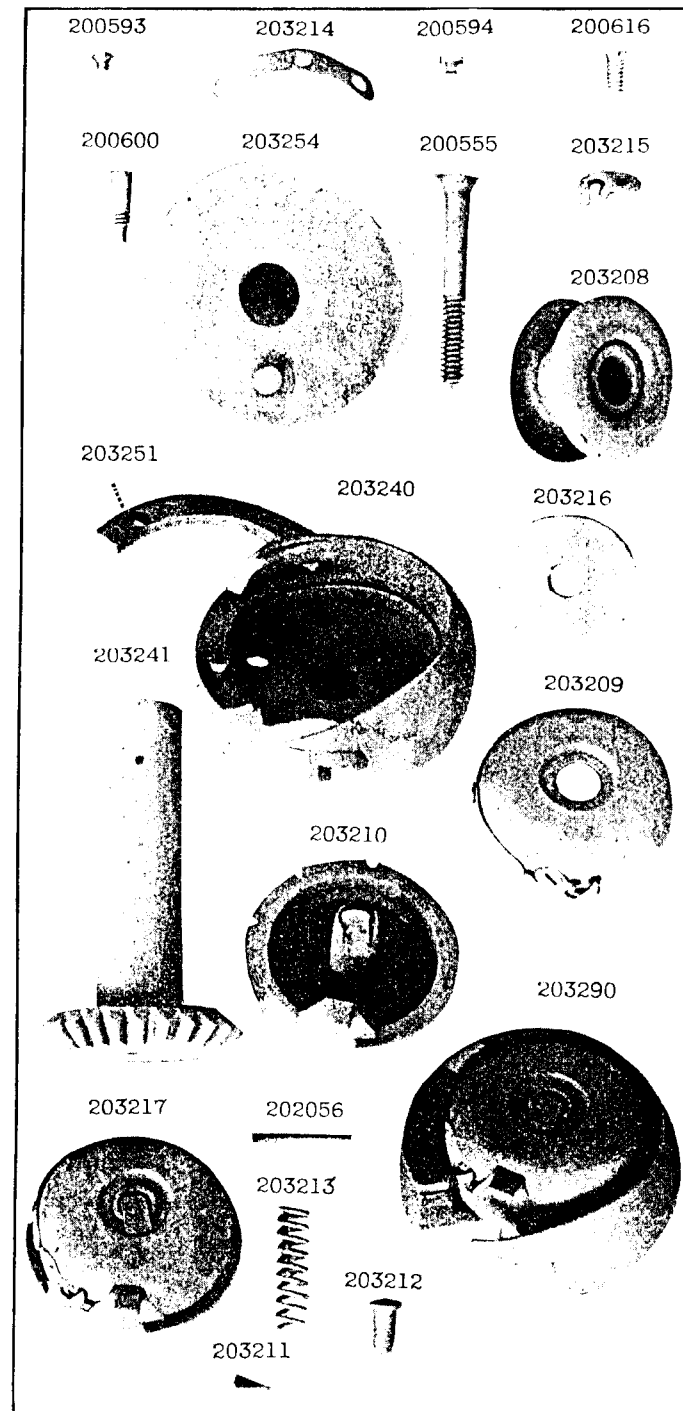


PLATE 12313-FULL SIZE




PLATE 12314-FULL SIZE

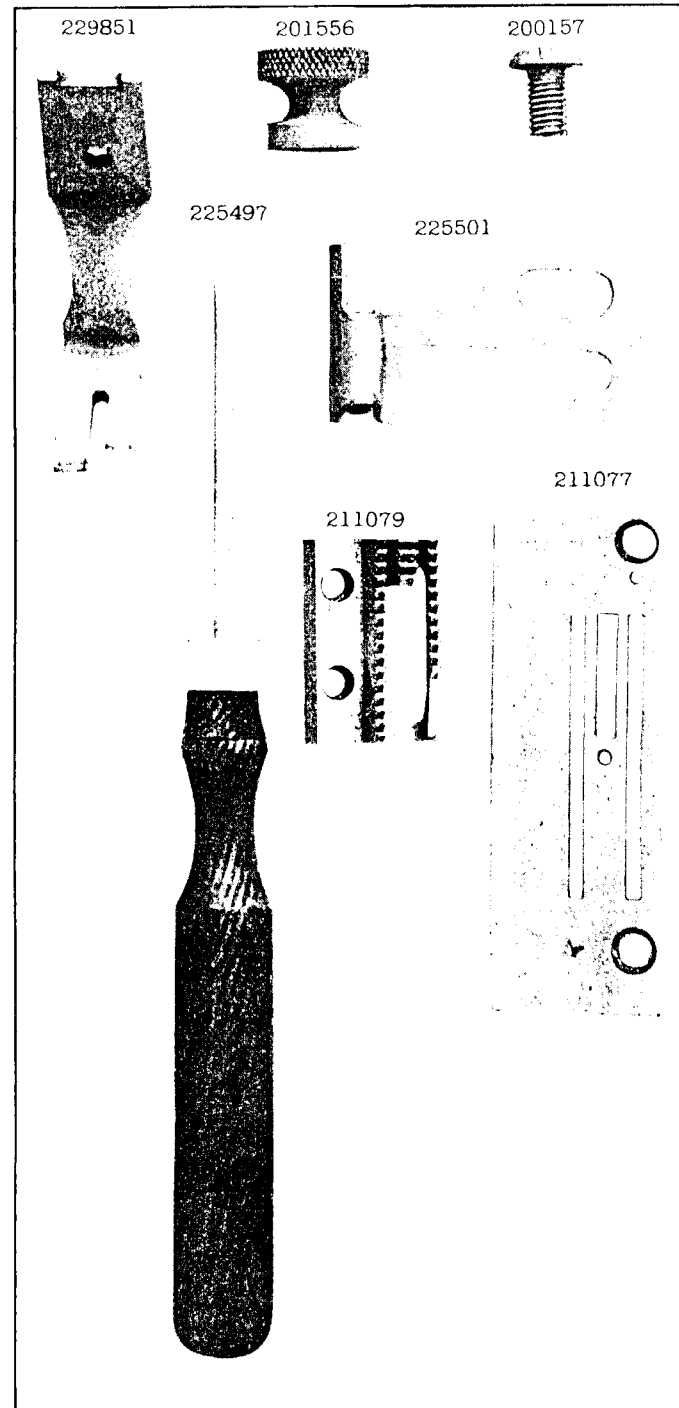




PLATE 12315 ONE-HALF SIZE

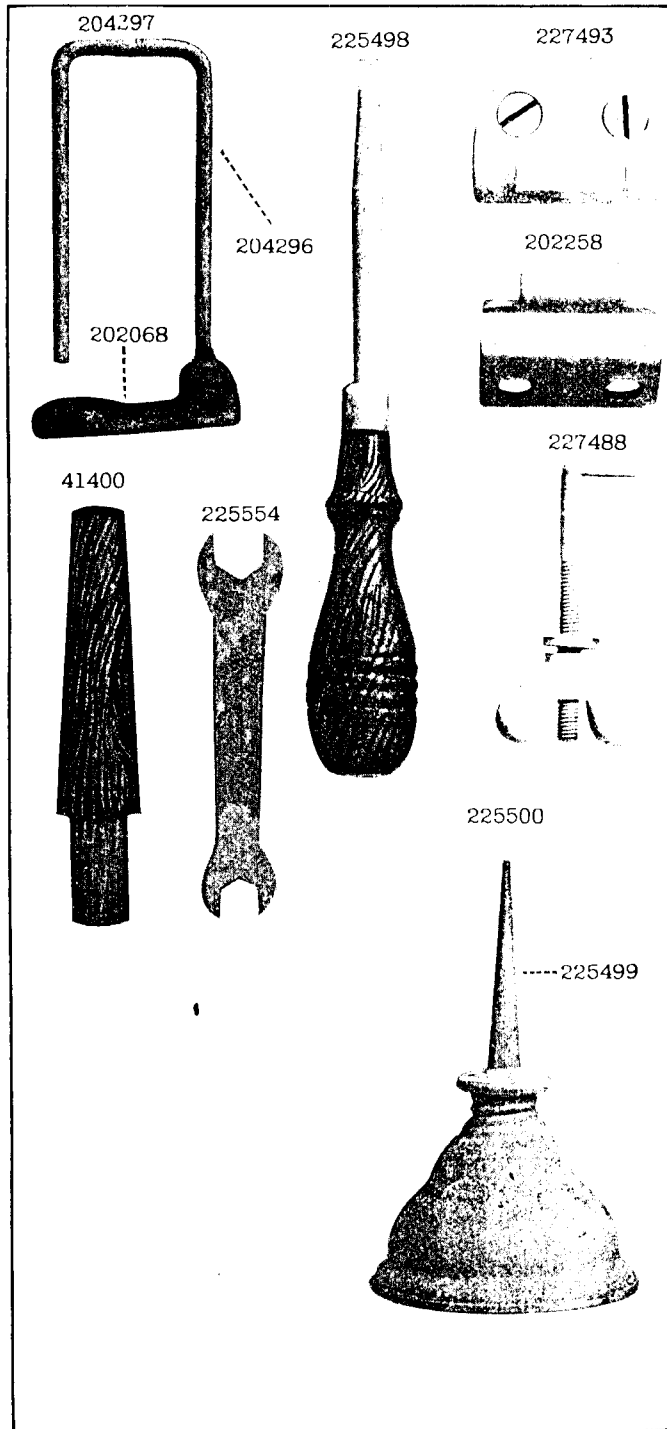


PLATE 12318 ONE-FOURTH SIZE

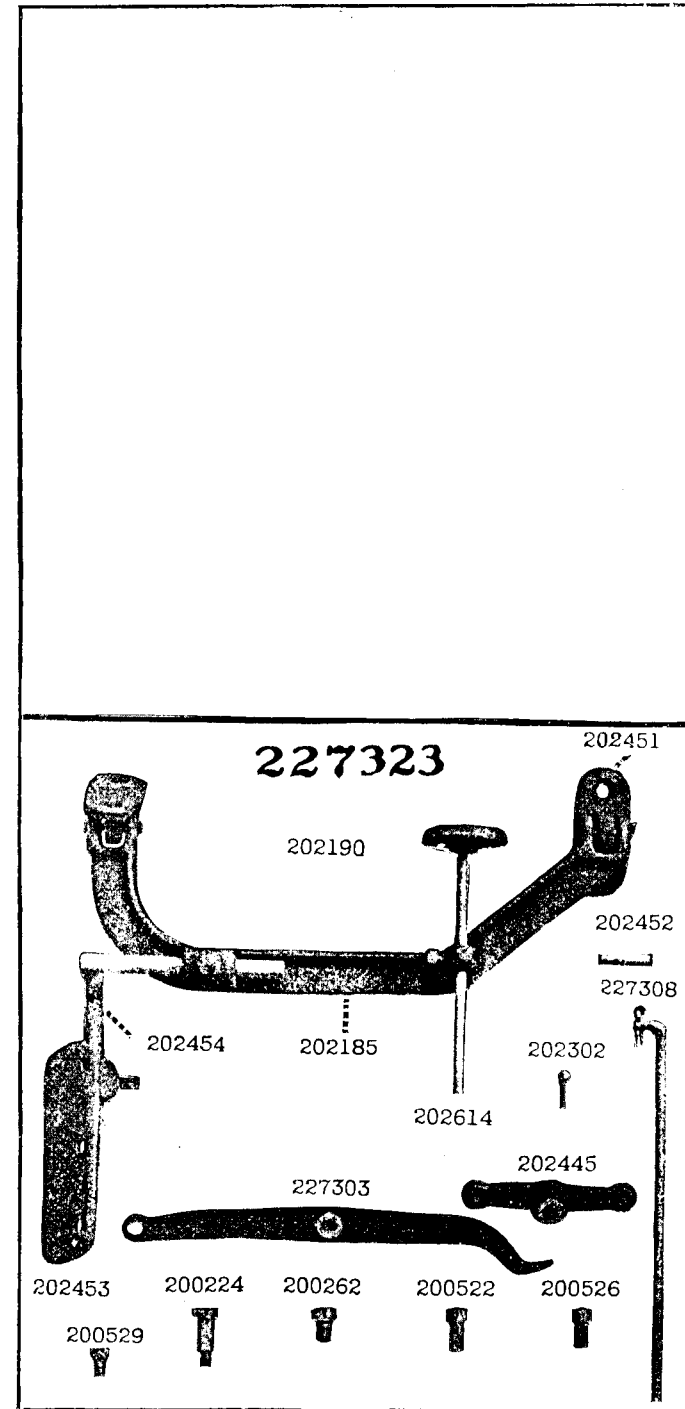


PLATE 12319—FULL SIZE




PLATE 12320—ONE-HALF SIZE

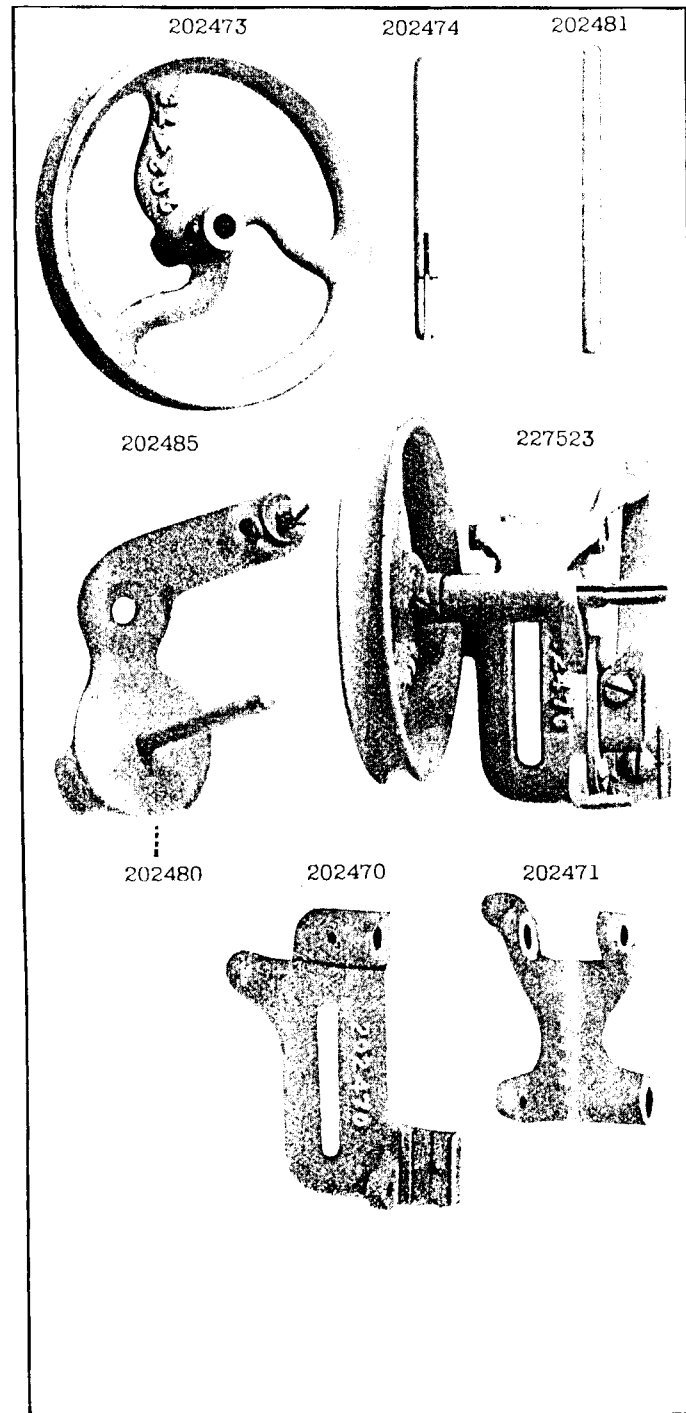


PLATE 12321—FULL SIZE

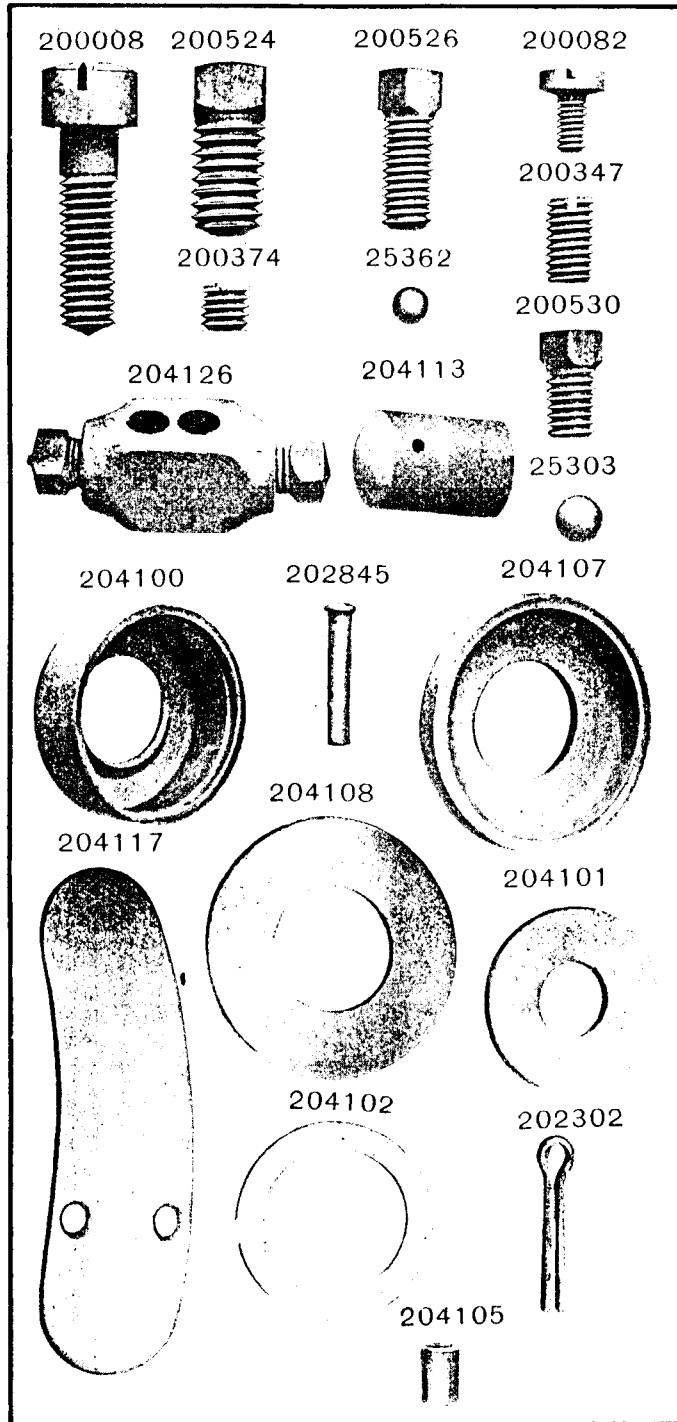


PLATE 12322—FULL SIZE

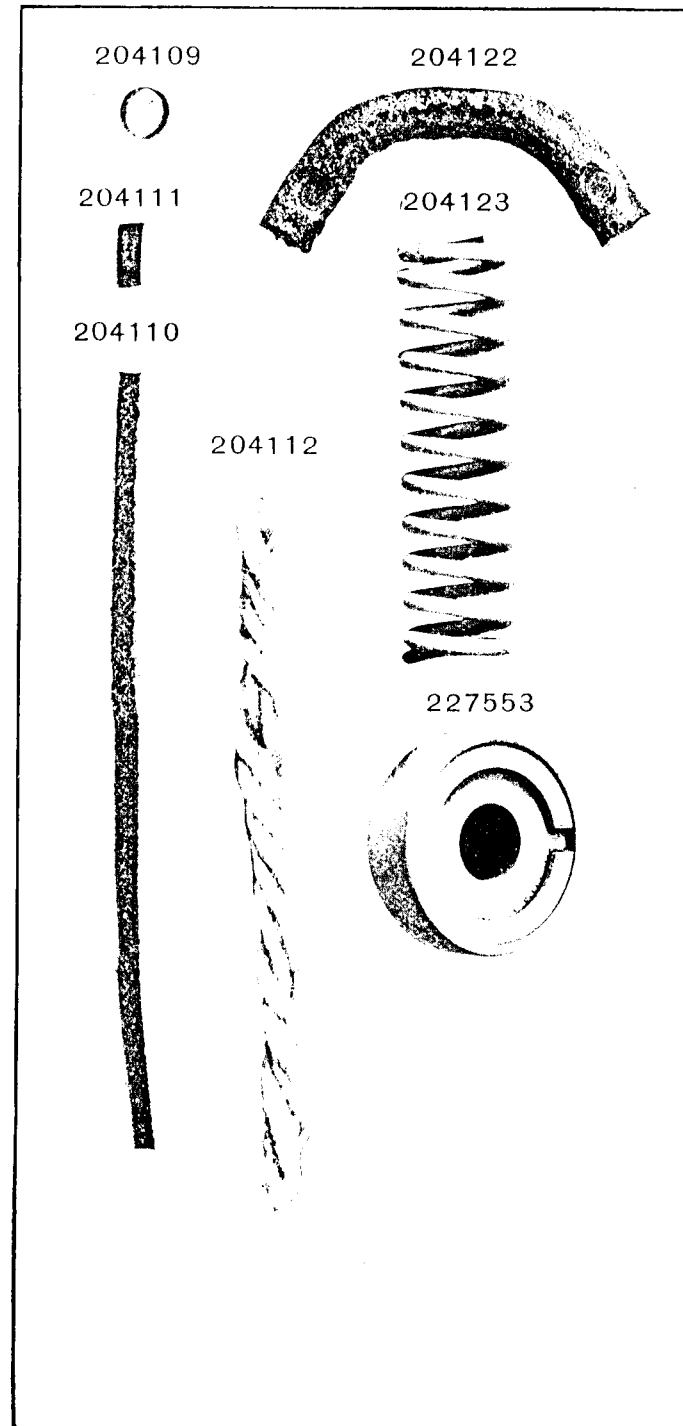


PLATE 12323-ONE-SIXTH SIZE

