

SINGER
145W102

INSTRUCTIONS FOR ORDERING

In ordering from this list, use ONLY the PART number in the FIRST column.

The number stamped on a Sewing Machine Part is the number of the Single Part only, except when the part includes Set Screws, Clamping Screws, Studs and Rollers Spun on, Small Wires riveted, or Parts soldered together, etc., which it is necessary to furnish in combination.

Every combination of parts sent out has its specific number which, although not stamped on Parts (except in above case), must be used when ordering the combination.

Each number always indicates the SAME PART in whatever list it appears, or for whatever Machine.

The letters after some of the numbers indicate the style of finish only, as follows:

- A. Hardened, Polished, Nickel Plated and Buffed.
- B. Polished, Nickel Plated and Buffed.
- C. Hardened only.
- D. Polished only.
- E. Soft, not polished.
- F. Hardened and Polished.
- H. Blued.
- J. Nickel Plated only.
- R. Merlized.
- X. Black Oxide.
- XC. Hardened and Black Oxide.
- Y. Blade Nickel only.

These letters MUST BE USED when they appear in the list and AFTER the number, as in the list.

In this series:


200001 to 201500 and 350001 to 351500 are Screw Numbers.
 201501 to 201800 and 351501 to 351800 are Nut Numbers.
 201801 to 202000 and 351801 to 352000 are Roller Numbers.
 202001 to 350000 are Numbers of Machine Parts.

The figures in the second column refer only to the plate in which the illustration of the part is shown and are NOT TO BE USED in ordering.

Two or more numbers over a cut indicate that the difference between such parts is not visible in an illustration.

Parts marked with an asterisk (*) are furnished when repairs are made at the factory.

LIST OF PARTS COMPLETE FOR



MACHINE No. 145w102

Two needle lock stitch machine with compound feed and high lift alternating pressers.

For automobile work, tents, awnings, furniture upholstery, leather coats, etc.

Has a high arm with a working space of 10 inches to the right of the needle.

Made in gauges from 1/4 to 2 1/2 inches.

No.	Plate	Name
*265311	-----	Arm with two 240174
264640	16173	" Base, 1-1/2 in. high
204235	16173	" " Position Pin (2)
224002	16123	" Cap
200278H	16123	" " Screw
202248	16123	" " " Washer
204235	16173	" Position Pin (2)
350390E	16173	" Screw (3)
202005	16173	" " Washer (3)
240102	16123	" Shaft with 200357E and 224392
264641	16123	" " Bushing (back) with 202244
202244	16123	" " " " Oil Packing (wick)
200071E	16123	" " " " Screw (3)
207080	16123	" " " (front) with 202244
202244	16123	" " " " Oil Packing (wick)

PARTS FOR MACHINE No. I45w102

No.	Plate	Name
200502B	16123	Arm Shaft Bushing (front) Oil Packing Thumb Screw
200338C	16123	Arm Shaft Bushing (front) Set Screw
264602	16124	" " " " Connection Belt
224104	16124	" " " " Pulley with 200327C, 200602E and two 202253
200602E	16124	Arm Shaft Connection Belt Pulley Posi- tion Screw
200327C	16124	Arm Shaft Connection Belt Pulley Set Screw
202253	16124	Arm Shaft Connection Belt Pulley Spring Flange
224113	16167	Arm Shaft Connection Belt Timing Collar with 200113F
200113F	16167	Arm Shaft Connection Belt Timing Collar Set Screw
224139	16167	Arm Shaft Connection Belt Timing Plate
200164B	16167	" " " " " " " Screw (2)
224392	16123	Arm Shaft Oil Packing (wick)
200357E	16123	" " " " " " " Stop Screw
224144	16173	Attachment Slide Plate with 213479 and 236061
236061	16173	Attachment Slide Plate Friction Slide
213479	16173	" " " " " " " Spring
237577	16123	Balance Wheel (belt groove 4 in.diam.) with two 200338C
200338C	16123	Balance Wheel Set Screw
*265312	-----	Bed with 203376
264644	16167	" Block (for Hook Saddle) (2)
200194E	16167	" " " " " " " Screw (4)
202258	16173	" Hinge Connection (2)
200570E	16173	" " " " " " " Screw (4)
265204	16173	" Slide (back), for use with Throat Plates in gauges from 1/4 to 1-3/8 inches
265205	16173	Bed Slide (back), for use with Throat Plates in gauges from 1-13/32 to 2-1/2 inches
223811	16173	Bed Slide (back) Stop
223812	16173	" " " " " " " Spring
265206	16173	" " (front), for use with Throat Plates in gauges from 1/4 to 1/2 inch
265207	16173	Bed Slide (front), for use with Throat Plates in gauges from 17/32 to 1 inch
265208	16173	Bed Slide (front), for use with Throat Plates in gauges from 1-1/32 to 1-23/32 inches

PARTS FOR MACHINE No. I45w102

No.	Plate	Name
265209	16173	Bed Slide (front), for use with Throat Plates in gauges from 1-3/4 to 2-1/2 inches
54897	16167	Bed Oil Cup
264645	16127	Bobbin (2)
*265086	-----	" Case
264647	16127	" " Latch
*202056	-----	" " " " Pin
264648	16127	" " " " Plunger
264649	16127	" " " " Spring
264650	16127	" " Oiling Felt
265066	16128	" " Opener
265087	16128	" " " " Lever with 201349C, 201542C and 203101
201349C	16128	Bobbin Case Opener Lever Driving Screw Stud
203101	16128	Bobbin Case Opener Lever Driving Screw Stud Oil Packing (wick)
201542C	16128	Bobbin Case Opener Lever Driving Screw Stud Nut
265088	16128	Bobbin Case Opener Lever Hinge Stud with 202277
202277	16128	Bobbin Case Opener Lever Hinge Stud Oil Packing (wick)
200403C	16128	Bobbin Case Opener Lever Hinge Stud Set Screw
200387C	16128	Bobbin Case Opener Lever Hinge Stud Set Screw Check Screw
248251	16128	Bobbin Case Opener Lever Link
200118D	16128	" " " " " " " Screw
265089	16127	" " " " " " " Tension Spring
200983F	16127	" " " " " " " Regulating Screw
200597F	16127	" " " " " " " Screw
265090	16127	Bobbin Case complete, Nos. 200597F, 200983F 202056, 264647 to 264650, 265086 and 265089
265318	16173	Face Plate
202135	16173	" " Position Pin
200533B	16173	" " Thumb Screw
265212	16168	Feed Bar with 201229D and 201537E
264634	16168	" " Crank with 200363C and 200396C
200396C	16168	" " " " Position Screw
200363C	16168	" " " " Set Screw
250393C	16168	" " Hinge Screw (driving)
201518E	16168	" " " " " " " Nut
265223	16175	" Dog, 35 needle hole, for needle sizes 25 and 26, in 1/4 and 9/32 in. gauge, for 265258

No.	Plate	Name
265224	16175	Feed Dog, 35 needle hole, for needle sizes 25 and 26, in gauges from 5/16 to 17/32 in., in steps of 1/32 in., for 265259
265225	16175	Feed Dog, 35 needle hole, for needle sizes 25 and 26, in gauges from 9/16 to 31/32 in., in steps of 1/32 in., for 265260
265220	16175	Feed Dog, 23 needle hole, for needle size 27, in gauges from 9/16 to 31/32 in., in steps of 1/32 inch, for 265260, for use with thread larger than No. 12
265226	16175	Feed Dog, 35 needle hole, for needle sizes 25 and 26, in gauges from 1 to 1-15/16 in., in steps of 1/32 in., for 265261
265221	16175	Feed Dog, 23 needle hole, for needle size 27, in gauges from 1 to 1-15/16 in. in steps of 1/32 in. for 265261, for use with thread larger than No. 12
265227	16175	Feed Dog, 35 needle hole, for needle sizes 25 and 26, in gauges from 2 to 2-1/2 inches, in steps of 1/16 in., for 265262
201491E	16175	Feed Dog Screw (2)
201229D	16168	" " Support Screw
201537E	16168	" " " " Nut
264635	16124	" Driving Connection with 200049D and 202330
201171C	16124	Feed Driving Connection Hinge Screw
202277	16124	" " " " " Oil Packing (wick)
201517E	16124	Feed Driving Connection Hinge Screw Nut
202330	16124	" " " Oil Packing (wick)
200049D	16124	" " " Pinch Screw
237521	16124	" " Eccentric Regulating Bracket
237043	16124	" " " " " 237521 with 224108, two each 200256C and 201525E
224108	16124	Feed Driving Eccentric Regulating Bracket Flange with 200383C and 200437C
200437C	16124	Feed Driving Eccentric Regulating Bracket Flange Position Screw
200383C	16124	Feed Driving Eccentric Regulating Bracket Flange Set Screw
200256C	16124	Feed Driving Eccentric Regulating Bracket Hinge Screw
201525E	16124	Feed Driving Eccentric Regulating Bracket Hinge Screw Nut

No.	Plate	Name
202301	16124	Feed Driving Eccentric Regulating Bracket Plunger
237523	16124	Feed Driving Eccentric Regulating Bracket Plunger Spring
200607C	16124	Feed Driving Eccentric Regulating Bracket Plunger Spring Stop Screw
200256C	16124	Feed Driving Eccentric Regulating Bracket Stop Screw
201525E	16124	Feed Driving Eccentric Regulating Bracket Stop Screw Nut
200429C	16124	Feed Driving Eccentric Regulating Screw
200383C	16124	" " " " " Check Screw
264655	16168	Feed Driving Rock Shaft
223652	16168	" " " " Crank with 200019E
200019E	16168	" " " " Pinch Screw
202625	16168	" " " " Stop Collar with two 200383C (2)
200383C	16168	Feed Driving Rock Shaft Stop Collar Set Screw
224154	16167	Feed Lifting Cam with 201220C
264637	16168	" " " Fork with 200173D and 223655
350197E	16168	Feed Lifting Cam Fork Screw
225837	16168	" " " " " Washer
223655	16168	" " " Oiling Felt
200173D	16168	" " " " " Screw
201220C	16167	" " " Set Screw
264656	16123	" Regulating Spindle with 202443, 202619 and 264657
*264657	-----	Feed Regulating Spindle Head
202443	16123	" " " " Pin
202619	16123	" " " " Position Pin
264660	16173	Foot Lifter Lifting Lever with 264518
200215H	16173	" " " " Hinge Screw
265013	16129	" " " " Latch
227224	16129	" " " " " Collar with 201052C
201052C	16129	Foot Lifter Lifting Lever Latch Collar Set Screw
265014	16129	Foot Lifter Lifting Lever Latch Handle with two 201052C
201052C	16129	Foot Lifter Lifting Lever Latch Handle Set Screw
265015	16129	Foot Lifter Lifting Lever Latch Spring
227116	16129	" " " " " Ad-justing Collar
265027	16129	Foot Lifter Lifting Lever Latch Spring Adjusting Collar 227116 with 201052C

No.	Plate	Name
201052C	16129	Foot Lifter Lifting Lever Latch Spring Adjusting Collar Set Screw
264518	16173	Foot Lifter Lifting Lever Pin
221547	16173	" " " " Spring
*265091	16127	Hook
265092	16127	" 265091 with 265095 to 265097, two 200583H and four 201253F
265093	16127	Hook and Bobbin Case complete, Nos. 265090 and 265092
224019	16128	Hook Bushing (lower) (bronze)
200364C	16128	" " " Set Screw
265094	16128	" " (upper) (bronze)
200446C	16128	" " " Position Screw
265053	16167	" Driving Gear (spiral) with 200362C and 201254C (2)
201254C	16167	Hook Driving Gear Position Screw
200362C	16167	" " " Set Screw
240167	16128	" " Pinion (spiral) with 200382C and 201220C
201220C	16128	Hook Driving Pinion Position Screw
200382C	16128	" " " Set Screw
224022	16128	" " " Thrust Washer
265313	16167	" " Shaft
224111	16167	" " " Bushing (back) with 202244
202244	16167	Hook Driving Shaft Bushing (back) Oil Packing (wick)
200363C	16167	Hook Driving Shaft Bushing (back) Set Screw
200383C	16167	Hook Driving Shaft Bushing (back) Set Screw Check Screw
265314	16167	Hook Driving Shaft Lock Ratchet with 200354C and 200362C
200354C	16167	Hook Driving Shaft Lock Ratchet Position Screw
200362C	16167	Hook Driving Shaft Lock Ratchet Set Screw
265044	16167	Hook Driving Shaft Lock Stud
248423	16167	" " " " " Cotter Pin
265045	16167	" " " " " Socket
248425	16167	" " " " " Spring
265046	16167	Hook Driving Shaft Lock Stud complete, Nos. 248423, 248425, 265044 and 265045
265095	16127	Hook Gib Section (long)
265096	16127	" " " (short)
201253F	16127	" " " Screw
265097	16127	" Needle Guard
200583H	16127	" " " Screw (2)

No.	Plate	Name
223849	16169	Hook Saddle (left) with 200009E
265279	16169	" " 223849 with 200364C, 200446C 224019 and 265094
223850	16128	Hook Saddle (right) with 200009E
265098	16128	" " 223850 with 200364C, 200446C, 224019 and 265094
223680	16167	Hook Saddle Bearing (left), for gauges from 2-1/8 to 2-1/2 inches
265272	16167	Hook Saddle Bearing (left), for gauges from 1/4 to 1-1/8 inches
265274	16167	Hook Saddle Bearing (left), for gauges from 1-5/22 to 2-1/16 inches
200363C	16167	Hook Saddle Bearing (left) Set Screw
200383C	16167	" " " " " " " Check Screw
223681	16167	Hook Saddle Bearing (right), for gauges from 2-1/8 to 2-1/2 inches
265273	16167	Hook Saddle Bearing (right), for gauges from 1/4 to 1-1/8 inches
265275	16167	Hook Saddle Bearing (right), for gauges from 1-5/22 to 2-1/16 inches
200363C	16167	Hook Saddle Bearing (right) Set Screw
200383C	16167	" " " " " " " Check Screw
200009E	16128	Hook Saddle Pinch Screw
200006E	16128	" " " Screw (2)
225585	16128	" " " Washer (2)
265280	16169	Hook Saddle (left) complete, Nos. 200118D, 200387C, 200403C, 224022, 240167, 248251, 265066, 265087, 265088, 265093 and 265279
265099	16128	Hook Saddle (right) complete, Nos. 200118D 200387C, 200403C, 224022, 240167, 248251, 265066, 265087, 265088, 265093 and 265098
264607	16129	Lifting Bell Crank
200996C	16129	" " " Cap Screw
264608	16129	" " " Link
350172C	16129	" " " " Screw Stud
201524E	16129	" " " " " Nut
264609	16123	" Eccentric with 200362C and 200398C
264610	16129	" " Connection
240171	16129	" " " Crank with 200029E and 248821
248821	16129	Lifting Eccentric Connection Crank Oil Packing (wick)
200029E	16129	Lifting Eccentric Connection Crank Pinch Screw
200398C	16123	Lifting Eccentric Position Screw

No.	Plate	Name
200382C	16123	Lifting Eccentric Set Screw
265237	16174	" Presser Foot, for 265267, in gauges from 1/4 to 23/32 in., in steps of 1/32 inch
265320	16174	Lifting Presser Foot, for 265325, in gauges 21/32, 11/16, 23/32 and 3/4 inch
265236	16174	Lifting Presser Foot, for 265266, in gauges from 3/4 to 31/32 in., in steps of 1/32 inch
265238	16174	Lifting Presser Foot, for 265268, in gauges from 1 to 1-1/2 inches, in steps of 1/32 inch
265239	16174	Lifting Presser Foot, for 265269, in gauges from 1-17/32 to 2-1/2 inches, in steps of 1/32 inch
200074F	16172	Lifting Presser Foot Screw
264615	16129	" Rock Shaft with 201524E and 350172C
240174	16129	Lifting Rock Shaft Bushing
265240	16170	Needle Bar and Holder, in gauges from 1/4 to 1 in., in steps of 1/32 in., with two 200112F
265241	16170	Needle Bar and Holder, in gauges from 1-1/32 to 1-15/16 inches, in steps of 1/32 in., with two 200112F
265242	16170	Needle Bar and Holder, in gauges from 2 to 2-1/2 inches, in steps of 1/16 in., with two 200112F
264617	16170	Needle Bar Connecting Link
264667	16170	" " " " Stud with 222598
222598	16170	Needle Bar Connecting Link Stud Oil Packing (wick)
200374C	16170	Needle Bar Connecting Link Stud Set Screw
200388C	16170	" " " " " " " "
265054	16170	" " " Stud with 202330 and two 200086C
202330	16170	Needle Bar Connecting Stud Oil Packing (wick)
200086C	16170	Needle Bar Connecting Stud Pinch Screw
264619	16170	" " Crank with 200335C, 200374C, 200388C, 200428C and 264667
203172	16170	Needle Bar Crank Friction Washer
200428C	16170	" " " Position Screw
200383C	16170	" " " " " Check Screw
200335C	16170	Needle Bar Crank Set Screw
200383C	16170	" " " " " Check Screw

No.	Plate	Name
265243	16170	Needle Bar Rock Frame
210910	16170	" " " " Hinge Stud with 202277
202277	16170	Needle Bar Rock Frame Hinge Stud Oil Packing (wick)
200363C	16170	Needle Bar Rock Frame Hinge Stud Set Screw
200363C	16170	Needle Bar Rock Frame Hinge Stud Set Screw Check Screw
202666	16170	Needle Bar Rock Frame Position Bracket
200098F	16170	" " " " " " " Screw
264673	16129	Needle Bar Rock Frame Rock Shaft with 200387C and 210920
223692	16129	Needle Bar Rock Frame Rock Shaft Crank with 200029E
264638	16124	Needle Bar Rock Frame Rock Shaft Crank Connection with 202277
200833C	16124	Needle Bar Rock Frame Rock Shaft Crank Connection Hinge Screw
201522E	16124	Needle Bar Rock Frame Rock Shaft Crank Connection Hinge Screw Nut
202277	16124	Needle Bar Rock Frame Rock Shaft Crank Connection Oil Packing (wick)
200029E	16129	Needle Bar Rock Frame Rock Shaft Crank Pinch Screw
202668	16129	Needle Bar Rock Frame Slide Block
210920	16129	" " " " " " " 202668 with 201141C
201141C	16129	Needle Bar Rock Frame Slide Block Screw Stud
200387C	16129	Needle Bar Rock Frame Slide Block Screw Stud Set Screw
200112F	16170	Needle Set Screw
264690	16172	Presser Bar with 200074F
241535	16172	" " Bushing (lower)
207072	16172	" " " (upper)
200352C	16172	" " " Set Screw (2)
264625	16172	" " Lifting Bracket with 200032E
200975F	16172	" " " " Guide Screw
200032E	16172	" " " " Pinch Screw
264626	16172	" " Position Guide
264627	16172	" " " " Lever with 200086F
200086F	16172	Presser Bar Position Guide Lever Pinch Screw
200352C	16172	Presser Bar Position Guide Set Screw

No.	Plate	Name
265060	16173	Presser Bar Spring (auxiliary)
240172	16173	" " " (flat)
210949	16172	" " " Bracket with 200086C
200086C	16172	" " " " Pinch Screw
350381C	16173	" " " Regulating Screw
200224H	16173	" " " Support Screw
225004	16173	" " " " Washer
265032	16167	Safety Clutch Hook Driving Shaft Position Collar with two 201254C
201254C	16167	Safety Clutch Hook Driving Shaft Position Collar Set Screw
265056	16167	Safety Clutch Locking Lever
265050	16167	" " " " Connecting Link
350433C	16167	Safety Clutch Locking Lever Hinge Screw
265041	16167	" " " " Spring (for heavy duty)
200962C	16167	Safety Clutch Locking Lever Spring Adjusting Screw
200053C	16167	Safety Clutch Locking Lever Spring Screw
265036	16167	Safety Clutch Pulley with 200962C and 202253
202253	16167	Safety Clutch Pulley Spring Flange
265057	16167	" " " Throw-in Latch
265052	16167	" " " " Pin
265051	16167	" " " " Spring
265042	16167	Safety Clutch (for heavy duty) complete, Nos. 200053C, 265032, 265036, 265041, 265050 to 265052, 265056, 265057 and 350433C
265244	16170	Take-up Lever
264629	16170	" " " Driving Stud with 202277
202277	16170	" " " " Oil Packing (wick)
202400	16170	Take-up Lever Hinge Stud with 202423
202423	16170	" " " " Oil Packing (wick)
200363C	16170	Take-up Lever Hinge Stud Set Screw
265245	16171	Tension Bracket with 200061C and two 350392C
200159F	16171	Tension Bracket Screw (2)
2102	16171	" Disc
32572	16171	" Release Disc
265246	16171	" " Lever
264676	16172	" " " Rod
200309E	16171	" " " Screw
264695	16171	" " Plunger

No.	Plate	Name
223438	16171	Tension Spring
350392C	16171	" Stud
1560C	16171	" Thumb Nut
265329	16171	Tension Bracket complete, Nos. 200132E, 201535E, 264681, 265076, 265077, 265245, 265246, 265249, 265332 to 265334, two each 1560C, 32572, 200309E, 223438, 264695, 265330, four each 2102 and 200583H
265330	16171	Thread Controller Disc
265076	16171	" " Spring
265331	16171	" " " (heavy), for use with thread larger than No. 12
265077	16171	Thread Controller Spring Stop
200132E	16171	" " " " Screw
264681	16171	" " " Stud with 201052C
200061C	16171	" " " " Set Screw
265332	16171	" " Stud
201052C	16171	" " " Set Screw
265333	16171	" " Thread Guide
201535E	16171	" " " " Nut
224028	16171	" Guide
265334	16171	" " (lower)
265249	16171	" " (upper)
200583H	16171	" " Screw
236955	16129	" Lubricating Cup with 200059C and 201280C
236957	16129	Thread Lubricating Cup Oil Pad (felt)
236959	16129	" " " " (upper)
201280C	16129	Reinforcing Plate
222712	16129	Thread Lubricating Cup Oil Pad (upper)
201572B	16129	Tension Screw Stud
236961	16129	Thread Lubricating Cup Oil Pad (upper)
200059C	16129	Tension Spring
236962	16129	Thread Lubricating Cup Oil Pad (upper)
236963	16129	Tension Thumb Nut
210956	16171	Thread Lubricating Cup Oil Pad (upper) complete, Nos. 236957 and 236959
200583H	16171	Thread Lubricating Cup Set Screw
265335	16171	" " " Thread Guide
200126F	16171	Thread Lubricating Cup complete, Nos. 201572B, 222712, 236955, 236961, 236962 and three 236957
210993	16171	Thread Retainer Bracket with 200397H
200583H	16171	" " " Screw (2)
265335	16171	" " " Arm
200126F	16171	" " " " Screw (2)
210993	16171	" " Sleeve

No.	Plate	Name
223844	16171	Thread Retainer Spring
248287	16171	" " Stud
210958	16171	" " " Collar
248288	16171	" " " " (wide)
200397H	16171	" " " Set Screw
248289	16171	Thread Retainer, for two threads, complete Nos. 210956, 210958, 210993, 223844, 248287 and 248288
265258	16175	Throat Plate, for 265223, in 1/4 and 9/32 in. gauge
265259	16175	Throat Plate, for 265224, in gauges from 5/16 to 17/32 in., in steps of 1/32 inch
265260	16175	Throat Plate, for 265220 and 265225, in gauges from 9/16 to 31/32 in., in steps of 1/32 inch
265261	16175	Throat Plate, for 265221 and 265226, in gauges from 1 to 1-15/16 inches, in steps of 1/32 inch
265262	16175	Throat Plate, for 265227, in gauges from 2 to 2-1/2 inches, in steps of 1/16 inch
200161D	16175	Throat Plate Clamp Screw
203376	16175	" " Position Pin
742F	16175	" " Screw
264630	16170	Vibrating Presser Bar
264631	16129	" " " Connecting Link
202277	16170	" " " Oil Packing (wick)
265267	16174	" " Foot, 35 needle hole, in gauges from 1/4 to 23/32 in., in steps of 1/32 in., with 200086F, for 265237
265325	16174	Vibrating Presser Foot, 16 needle hole, in gauges 21/32, 11/16, 23/32 and 3/4 inch with 200086F, for 265320, for use with thread larger than No. 12
265266	16174	Vibrating Presser Foot, 35 needle hole, in gauges from 3/4 to 31/32 in., in steps of 1/32 in., with 200086F, for 265236
265268	16174	Vibrating Presser Foot, 35 needle hole, in gauges from 1 to 1-1/2 inches, in steps of 1/32 in., with 200086F, for 265238
265269	16174	Vibrating Presser Foot, 35 needle hole, in gauges from 1-17/32 to 2-1/2 inches, in steps of 1/32 in., with 200086F, for 265239
200086F	16174	Vibrating Presser Foot Pinch Screw

ACCESSORIES

No.	Plate	Name
264645	16127	Bobbin (10)
*225482	-----	" Case Screw Driver Blade
*225483	-----	" " " " Handle
225497	13067	Bobbin Case Screw Driver complete, Nos. 225482 and 225483
7 x 23	16170	Needles, twelve, size 24, for cloth or
7 x 21	16170	" " " " " panel work
224121	16136	Drip Pan, 20 in. long, with four 1 in. wire nails
41400	13067	Machine Rest Pin (wood)
120342	13067	Oiler (copper plated) with 120343
120343	13067	" Spout (3-1/2 in. long)
*225484	-----	Screw Driver Blade
*225485	-----	" " Handle
225498	13067	Screw Driver complete (7-1/4 in. long), Nos. 225484 and 225485
225554	13067	Wrench (steel)

BOBBIN WINDER

(SWINGING AUTOMATIC, RIGHT HAND)

259435	16135	Bobbin Holder with 201188C
201188C	16135	" " Set Screw
259316	16135	Frame with 202277 and 225438
225454	16135	" Hinge Pin
202277	16135	" Oil Packing (wick)
225438	16135	" " Well Cap
225455	16135	" Spring
225456	16135	" " Plunger
202473	16135	Pulley with 200380C
200380C	16135	" Set Screw
259436	16135	Spindle
225444	16135	Stop Latch
200056E	16135	" " Screw
225458	16135	" " Thumb Lever
225459	16135	" " " " Hinge Stud
225459	16135	" " " " Joint Stud
202478	16135	" " Trip Lever
200299H	16135	" " " " Hinge Screw
225461	16135	Tension Bracket with 201499B
200082D	16135	" " Screw
228026	16135	" " " Washer

ACCESSORIES

No.	Plate	Name
2102	16135	Tension Disc
202407	16135	" Spring
201499B	16135	" Stud
201572B	16135	" " Thumb Nut
225462	16135	Bobbin Winder Tension Bracket complete, Nos. 201572B, 202407, 225461 and two 2102
259328	16135	Bobbin Winder and Tension Bracket Base
259314	16135	Bobbin Winder complete, Nos. 200056E, 200082D, 200299H, 202473, 202478, 225444, 225454 to 225456, 225458, 225462, 228026 259316, 259328, 259435, 259436, two each 225459 and wood screws 3/4 in., No. 12, R. H. B.

FOOT LIFTER AND STARTING TREADLE

233565	16136	Foot Lifter Lever with two 356C
236787	16136	" " " Chain, 57 in. long, with two 202784
202784	16136	Foot Lifter Lever Chain Hook
356C	16136	" " " Set Screw
265315	16136	" " Treadle with 2718R, 14373 and 50581R
14373	16136	Foot Lifter Treadle Extension
50581R	16136	" " " " Screw
2718R	16136	" " " " " Washer
264531	16136	Starting Treadle with two 356C
202468	16136	" " Pitman Rod (lower)
204125	16136	" " " " (upper) with 202302
202302	16136	Starting Treadle Pitman Rod (upper) Cotter Pin
204126	16136	Starting Treadle Pitman Rod Clamp with two 200530C
200530C	16136	Starting Treadle Pitman Rod Clamp Set Screw
202469	16136	Starting Treadle Pitman complete, Nos. 202468, 204125 and 204126
356C	16136	Starting Treadle Set Screw
233568	16136	" " Shaft
264536	16136	" " Stand with two wood screws 1 in., No. 12

ACCESSORIES

No.	Plate	Name
265317	16136	Foot Lifter and Starting Treadle complete, Nos. 202469, 233565, 233568, 236787 264531, 265315 and two 264536 (Other Foot Lifter parts are listed with parts of machine head.)

THREAD UNWINDER

225259	16257	Spool Rest (for one spool) (flat) with 201018C
225257	16257	Spool Rest (for two spools) (flat) with 201018C
150203	16257	Spool Rest Cushion (felt)
225388	16257	" " Rod
200383C	16257	" " " Set Screw
201018C	16257	" " Set Screw
202490	16257	" Stand with 200383C
225391	16257	Thread Guide
201696J	16257	" " Lock Nut
225326	16257	" " Position Cup
225324	16257	" " Rod with 208E and 225322
208E	16257	" " " Screw
225322	16257	" " " Washer
259143	16257	Thread Unwinder (for three spools) complete, Nos. 201696J, 202490, 225257, 225259, 225324, 225326, 225388, three each 150203, 225391 and wood screws 7/8 in., No. 12

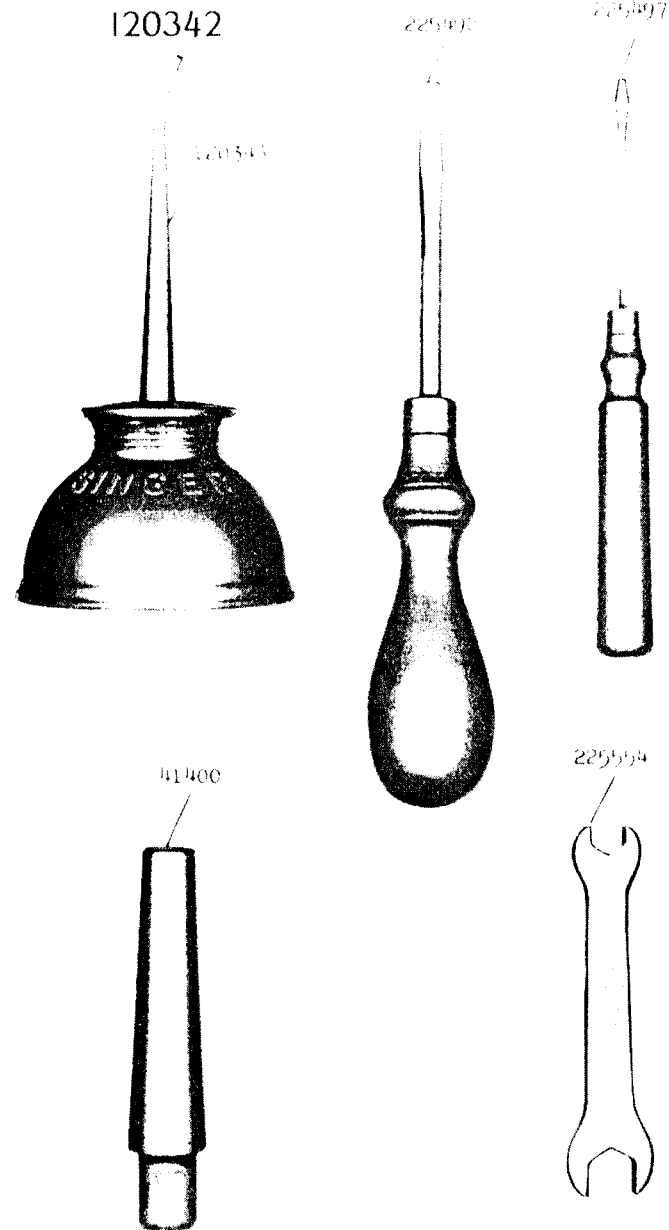
MISCELLANEOUS PARTS

Used in conjunction with Thread Unwinder		
60913	16257	Spool Weight with 60914
60914	16257	" " Center Pin
225377	16257	" Wire, for small spools
27739	16257	Thread Cone (wood)
225390	16257	" " Holder

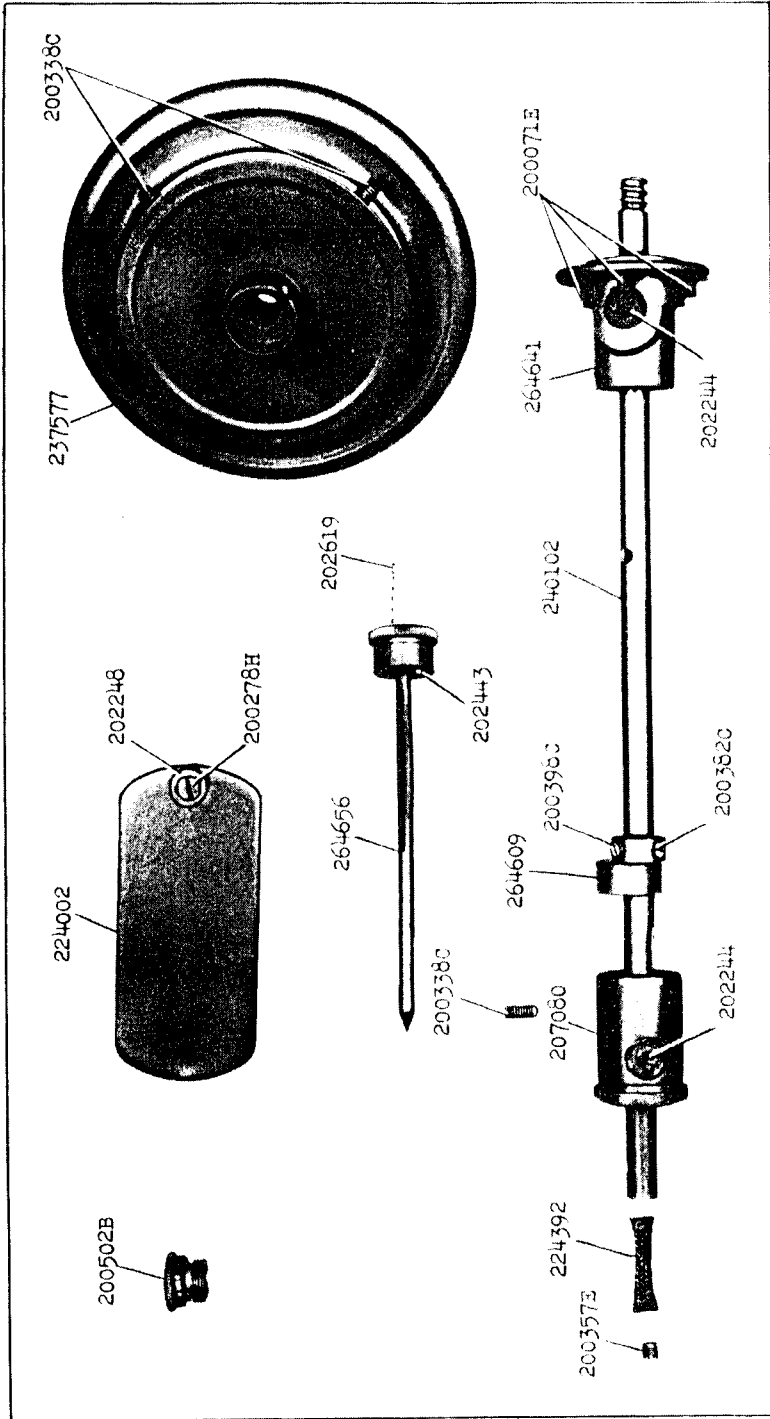
13067 - 1/2

Genuine Singer Needles should be used
in Singer Machines.
These Needles and their Containers
are marked with the
Company's Trade Mark "SIMANCO." 1

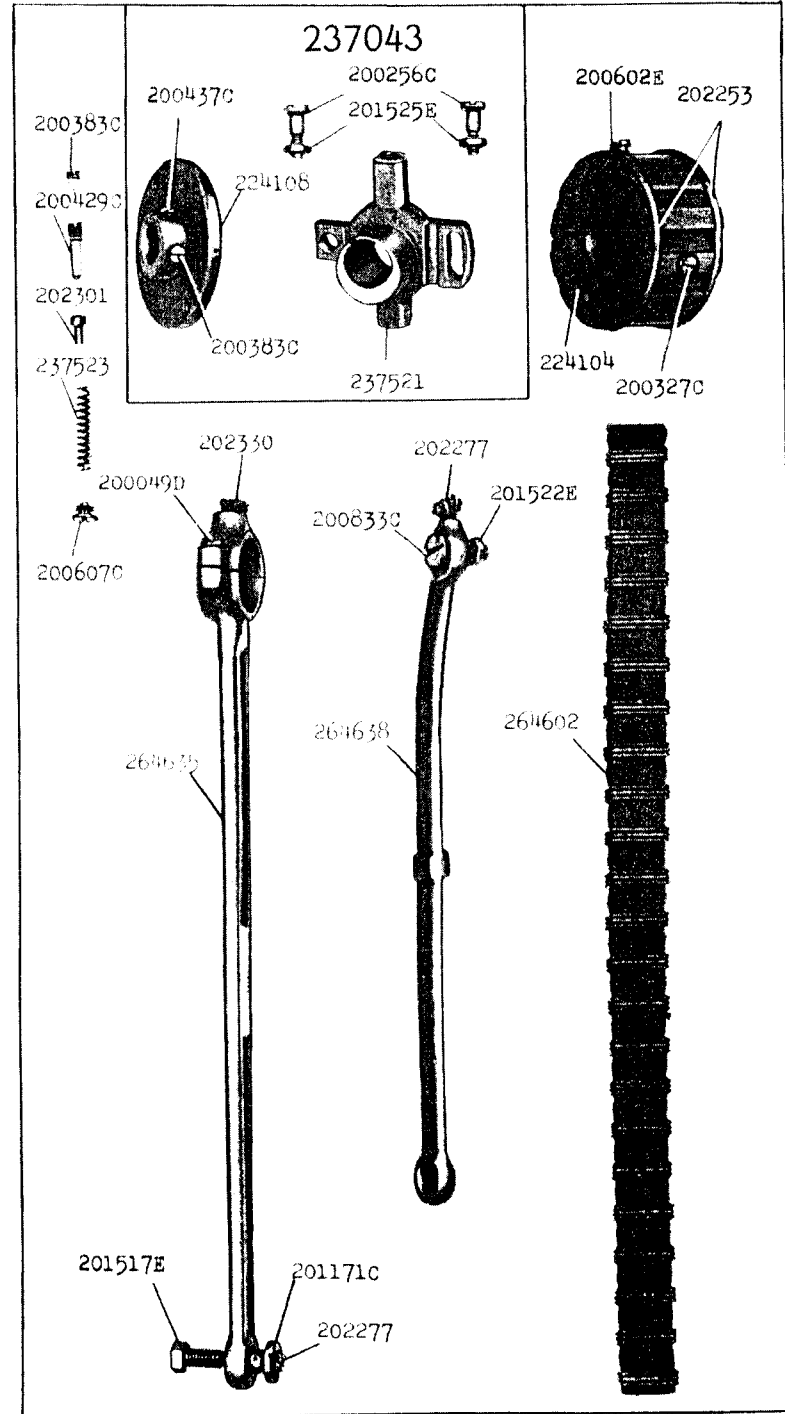
Needles in Containers marked
"For Singer Machines"
are not Singer made needles. 2



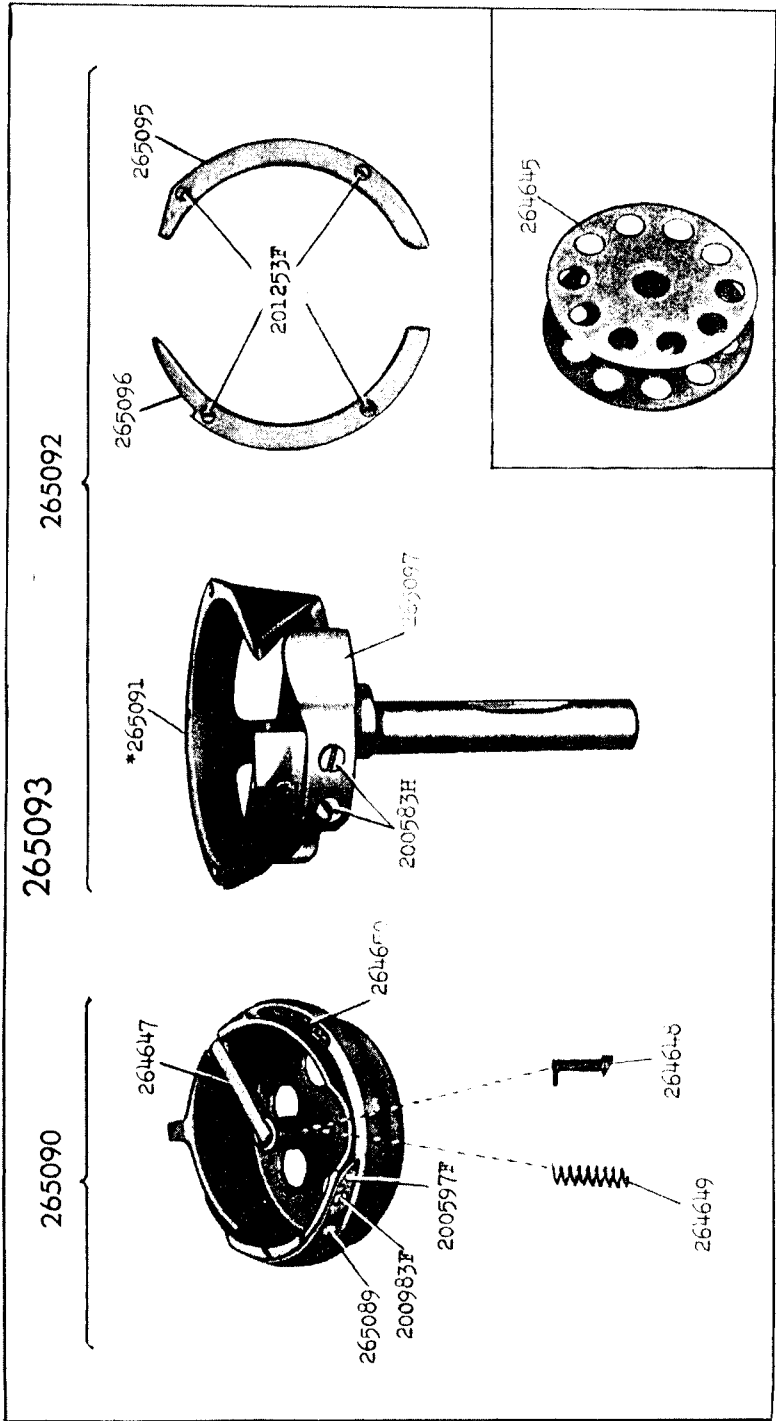
16123 - 1/3



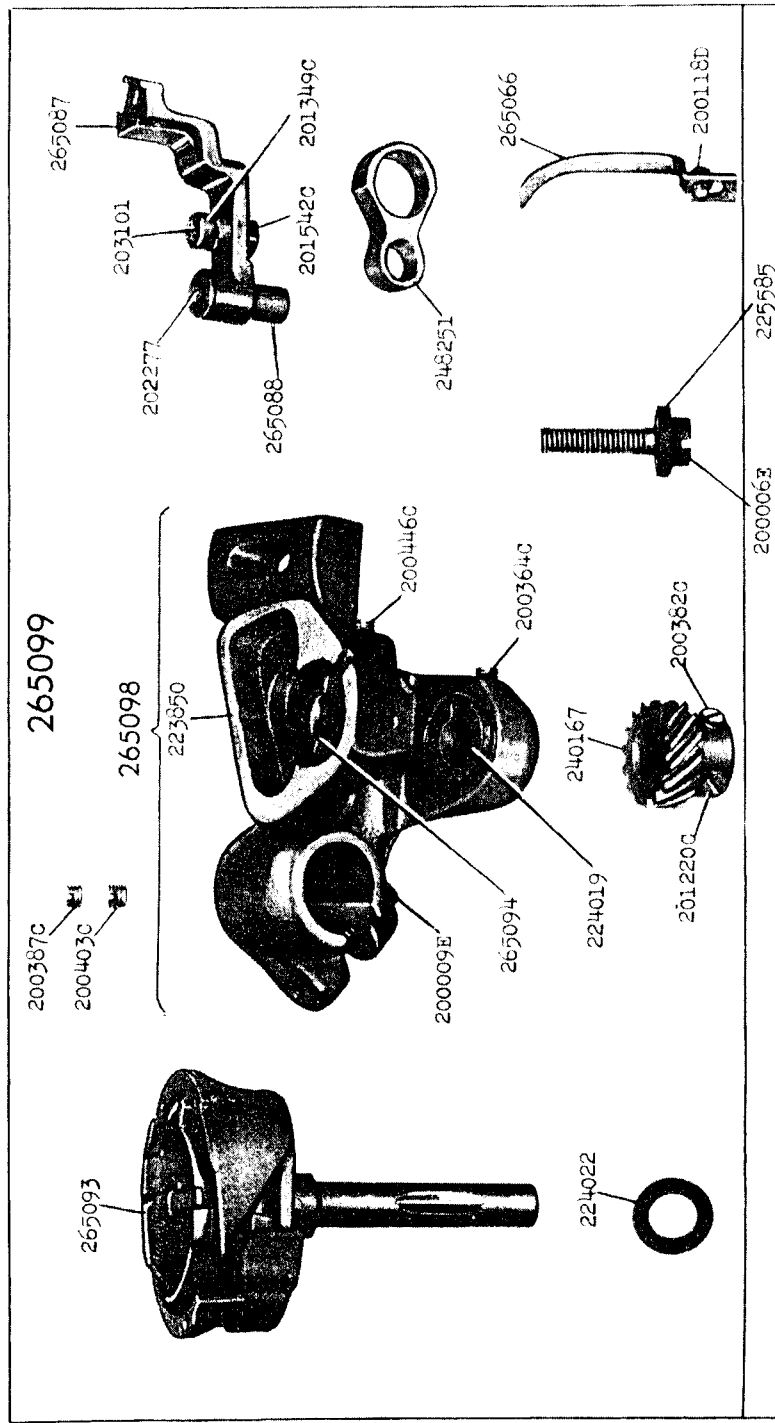
16124 - 3/8



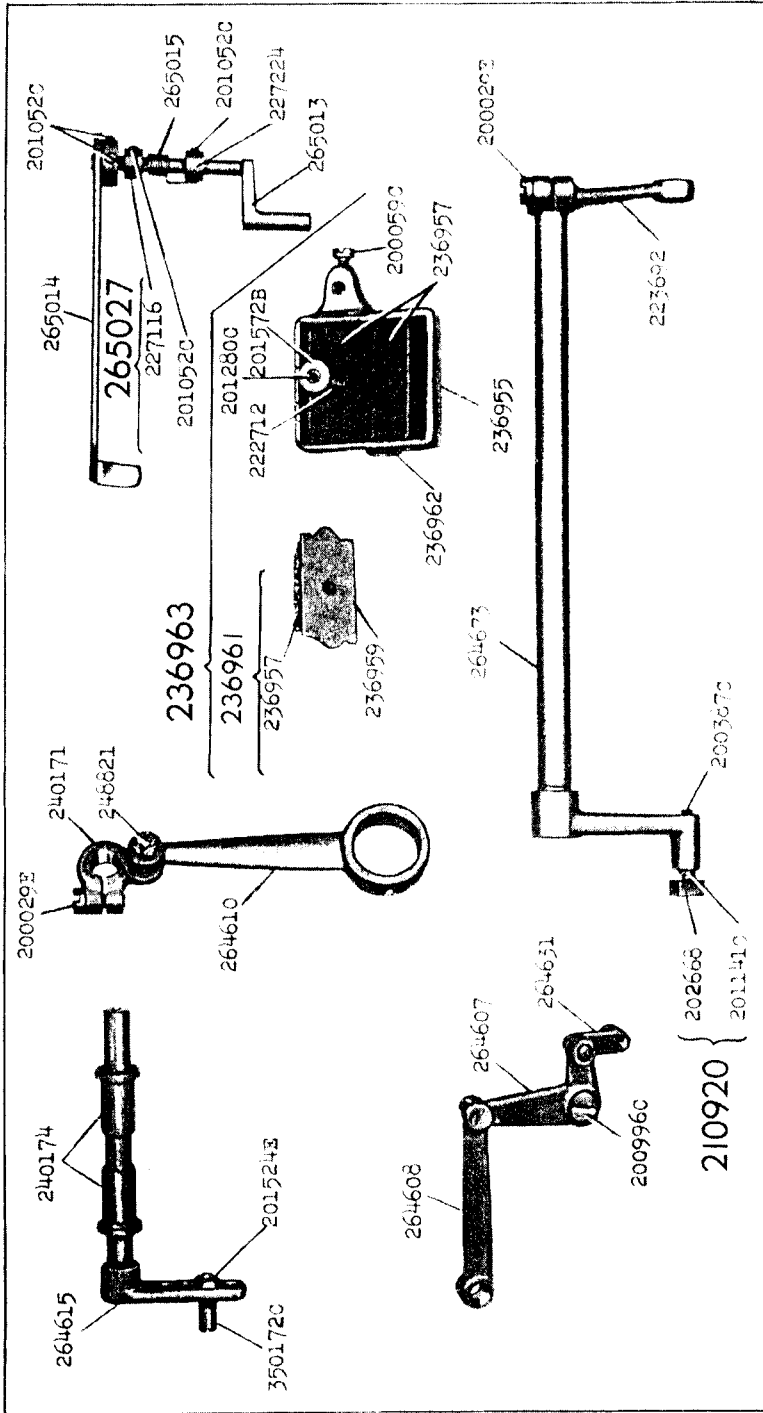
16127 - 3/4



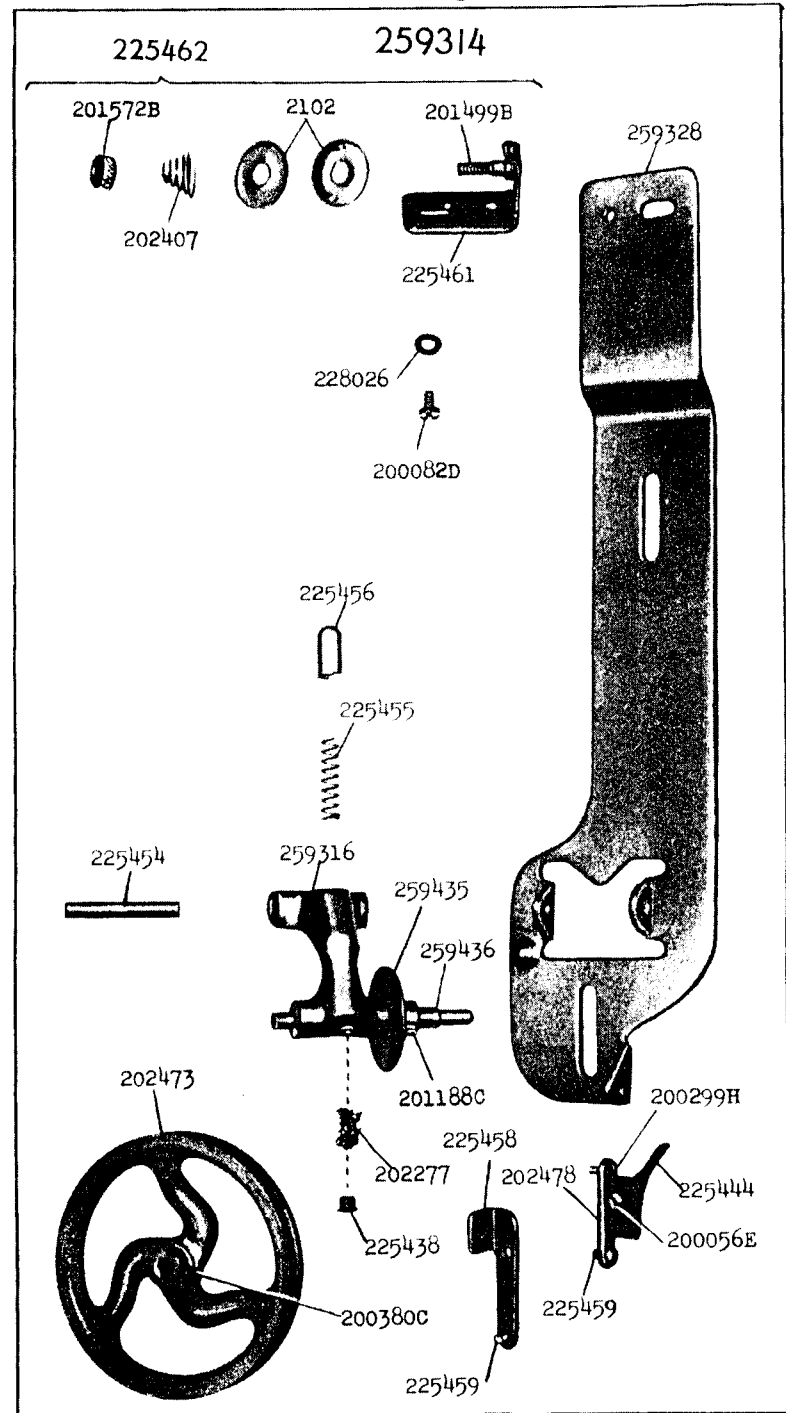
16128 - 5/8



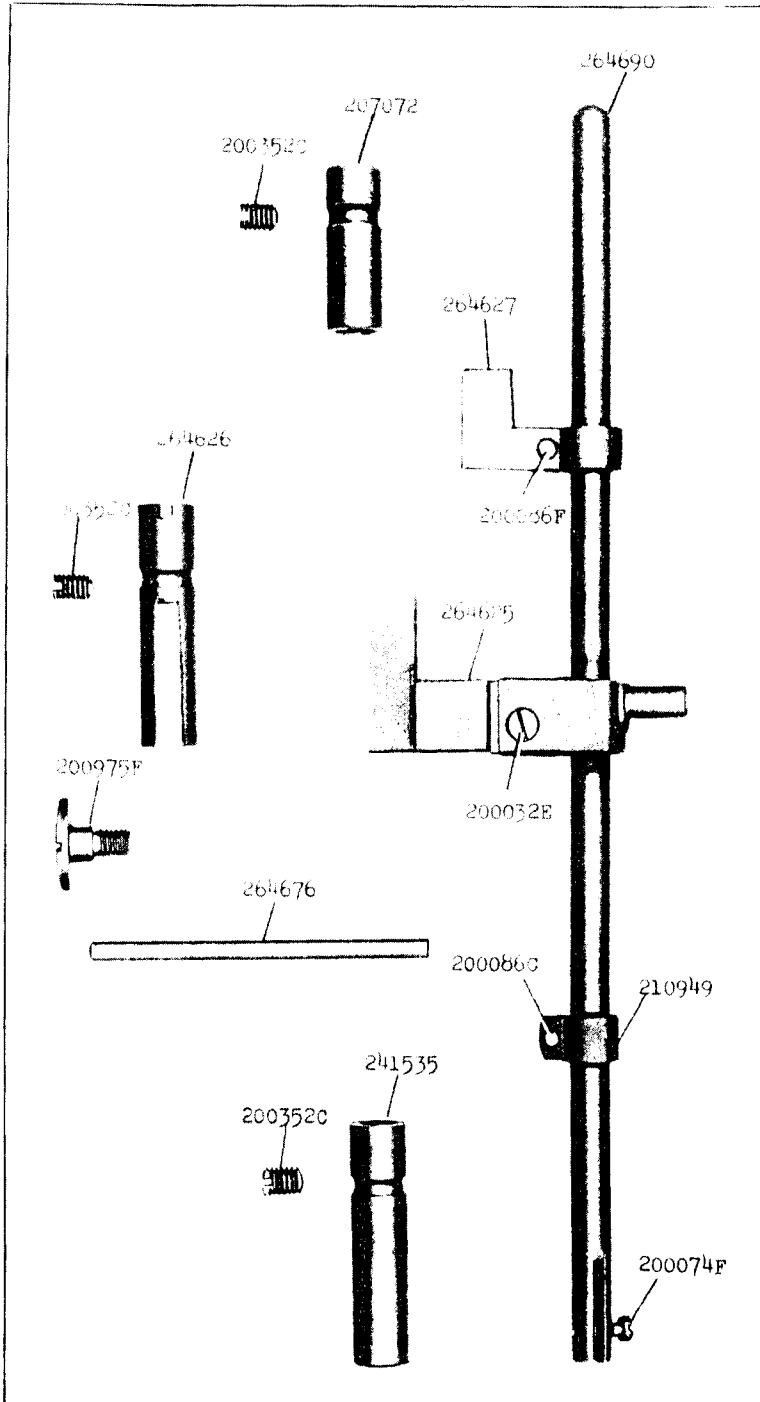
16129 - 1/3



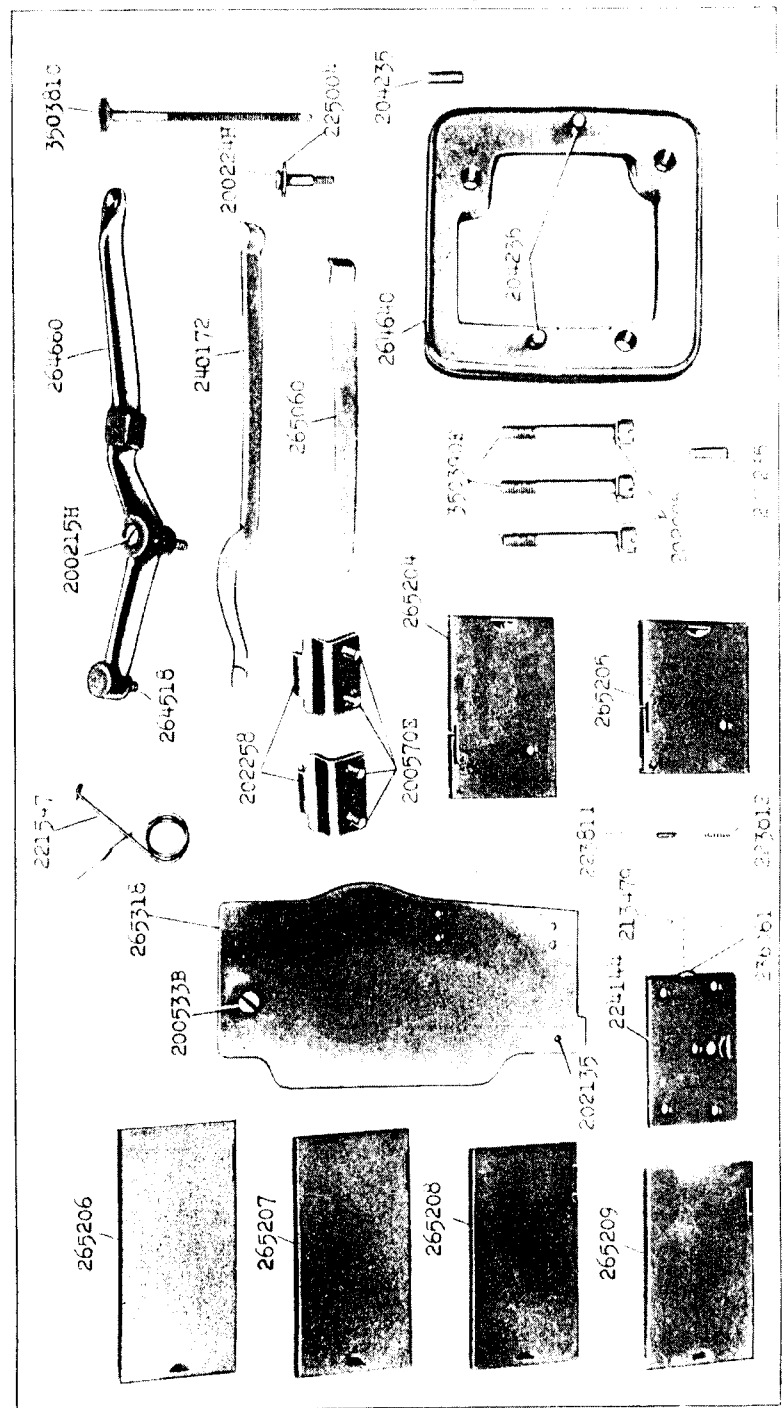
16135 - 3/8









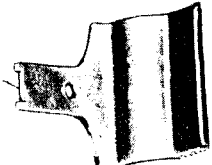
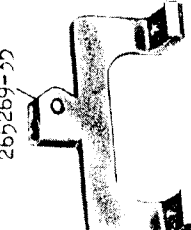


16172 - 5/8











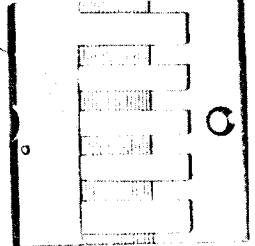
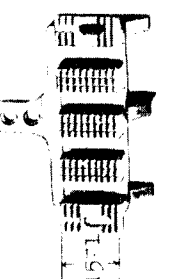
16173 - 1/4



16174 - 1/2

<p>265257</p>  <p>265267-35</p>  <p>200006F</p> <p>1/4 - 9/32 - 5/16 - 11/32 - 3/8 - 13/32 7/16 - 15/32 - 1/2 - 17/32 - 9/16 - 19/32 5/8 - 21/32 - 1/16 - 23/32</p>	<p>265320</p>  <p>265325-16</p>  <p>21/32 - 1/16 - 23/32 - 3/4</p>	<p>265236</p>  <p>265266-35</p>  <p>3/4 - 25/32 - 3/16 - 27/32 7/8 - 29/32 - 5/16 - 31/32</p>	<p>265239</p>  <p>265269-35</p>  <p>17/32 - 9/16 - 19/32 - 15/8 - 21/32 - 11/16 123/32 - 13/4 - 125/32 - 13/16 - 127/32 - 17/8 129/32 - 15/16 - 2 - 2 1/16 - 2 7/8 - 2 3/16 - 2 1/4 2 5/16 - 2 3/8 - 2 7/16 - 2 1/2</p>	<p>265238</p>  <p>265268-35</p>  <p>1 - 1/32 - 1/16 - 1 1/32 - 1/8 15/32 - 1 3/16 - 17/32 - 1/4 - 19/32 15/16 - 11/32 - 3/8 - 13/32 17/16 - 15/32 - 1/2</p>
---	--	--	--	--

16175 - 1/2

<p>200101D</p> <p>403370</p>  <p>265250 265223-39</p>  <p>2014213</p> <p>15=1</p> <p>7-42F 1/4 - 9/32</p>	<p>265259</p>  <p>265264-30</p>  <p>15=1</p> <p>5/16 - 11/32 - 3/8 - 13/32 - 7/16 - 5/32 - 1/2 - 17/32</p>	<p>265260-23</p>  <p>265265-39</p>  <p>15=1</p> <p>9/16 - 9/32 - 5/8 - 21/32 - 1/16 - 23/32 - 3/4 - 25/32 13/16 - 27/32 - 7/8 - 29/32 - 15/16 - 31/32</p>	<p>265261</p>  <p>265221-23</p>  <p>15=1</p> <p>1 - 1/32 - 1/16 - 3/32 - 1/8 - 15/32 - 13/16 - 7/32 - 1/4 19/32 - 15/16 - 11/32 - 13/8 - 113/32 - 17/16 - 115/32 - 1/2 - 117/32 - 9/16 - 119/32 - 5/8 121/32 - 11/16 - 123/32 - 13/4 - 125/32 - 13/16 - 127/32 - 17/8 - 129/32 - 15/16</p>	<p>265227-35</p>  <p>265262</p>  <p>15=1</p> <p>2 - 2 1/16 - 2 3/16 - 2 1/4 - 2 5/16 - 2 3/8 - 2 7/16 - 2 1/2</p>
---	---	--	--	---

16257 - 1/6

259143

