

SINGER
240W3

INSTRUCTIONS FOR ORDERING

In ordering from this list, use **ONLY** the **PART** number in the **FIRST** column.

The number stamped on a Sewing Machine Part is the number of the Single Part only, except when the part includes Set Screws, Clamping Screws, Studs and Rollers Spun on, Small Wires riveted, or Parts soldered together, etc., which it is necessary to furnish in combination.

Every combination of parts sent out has its specific number which, although not stamped on Parts (except in above case), must be used when ordering the combination.

Each number always indicates the **SAME PART** in whatever list it appears, or for whatever Machine.

The letters after some of the numbers indicate the style of finish only, as follows:

- A—Hardened, Polished, Nickel Plated and Buffed.
- AL—Heat Treated for Toughness.
- ALX—Heat Treated for Toughness and Black Oxide.
- B—Polished, Nickel Plated and Buffed.
- C—Hardened only.
- D—Polished only.
- E—Soft, Not polished.
- F—Hardened and Polished.
- J—Nickel Plated only.
- R—Merlized.
- X—Black Oxide, for Iron and Steel.
- XC—Hardened and Black Oxide, for Iron and Steel.
- Y—Black Nickel Plated only.
- Z—Chromium Plated.

These letters **MUST BE USED** when they appear in the list and **AFTER** the number, as in the list.

In this series

1 to 1500, 200001 to 201500 and 350001 to 351500 are Screw Numbers.

1501 to 1800, 201501 to 201800 and 351501 to 351800 are Nut Numbers.

1801 to 2000, 201801 to 202000 and 351801 to 352000 are Roller Numbers.

2001 to 50000 and 202001 to 350000 are Numbers of Machine Parts.

The figures in the second column refer only to the plate in which the illustration of the part is shown and are **NOT TO BE USED** in ordering.


Two or more numbers over a cut indicate that the difference between such parts is not visible in an illustration.

Parts marked with an asterisk (*) are furnished only when repairs are made at the factory.

LIST OF PARTS COMPLETE

5

FOR



MACHINE No. 240w3

HIGH SPEED. SINGLE NEEDLE.

SINGLE THREAD CHAIN STITCH.

DROP FEED. LONG STITCH.

NEEDLE BAR TAKE-UP. ROTARY LOOPER.

PLAIN TENSION.

FOR CAP AND MILLINERY WORK, EDGE BASTING AND STITCHING CASKET LININGS.

No.	Plate	Name
243725P	15620	Cloth Plate
Note: Cloth Plate 243725X will be furnished in place of 243725P if so specified on order.		
243602	15620	Cloth Plate Gasket
222119X	15620	" " Position Pin
691X	15620	" " Screw (3)
25878	15621	Edge Guide
51224B	15621	" " Thumb Screw
243614P	15619	Face Plate
200166X	15619	" " Screw (2)
243615	15618	Feed Bar with 200394C and 243634
243616	15618	" " Carrier with 243618 and two 243620

No.	Plate	Name
243617	15618	Feed Bar Carrier Hinge Stud
243618	15618	" " " " " Bearing
200364C	15618	" " " " " Set Screw
243619	15618	" " Hinge Stud
243620	15618	" " " " " Bearing
243681	15618	" " " " " Collar with 200141F
200141F	15618	" " " " " Set Screw
200394C	15618	" " " " " Set Screw
243621	15618	" " Slide Block
243630	15621	" Dog, for Cap Work, for 243721
243631	15618	" " Adjusting Plate
202F	15618	" " " " " Screw
176D	15621	" " " " " Screw
243726	15618	" Driving Connection Link with 243633
243633	15618	Feed Driving Connection Link Bearing
243634	15618	" " " " " Hinge Stud
243635	15618	" " Link with 243636
243636	15618	" " " " " Bearing
243743	15618	" Lubricating Wick
243727	15618	" Regulating Connection
243638	15618	" " " " " Hinge Pin
243639	15618	" " Crank
243640	15618	" " " " " Bushing
200380C	15618	" " " " " Position Screw
200380C	15618	Feed Regulating Crank Bushing Position Screw Check Screw
243641	15618	Feed Regulating Crank Link with 243642
243642	15618	" " " " " Bearing
243728	15618	" " Wheel (indexed) with 243638
350555C	15618	Feed Regulating Wheel Lock Screw
243644	15618	" " " " " Lever
200122X	15618	" " " " " " " Cap Screw
213949	15618	Feed Regulating Wheel Lock Screw Washer
*243729	-----	Frame with 243665, 244026 and two 222119X
243646	15602	Frame End Cover
243745	15602	" " " " 243646 with 243744 and 350366X
243647	15602	Frame End Cover Gasket
350366X	15602	" " " " " Oil Stop Screw
243744	15602	" " " " " " " Gasket (vellumoid)
200099X	15602	Frame End Cover Screw (4)
350366X	15601	" Oil Stop Screw
243648	15603	Looper
243736	15603	" 243648 with 1368E and 243682

No.	Plate	Name
243649	15620	Looper Safety Guard
243710	15620	" " " " " Compression Spring
243650	15620	" " " " " Post (2)
691X	15620	" " " " " Screw (2)
350558X	15603	" Set Screw (long)
350559X	15603	" " " " " (short)
243746	15603	" Shaft with 350558X and 350559X
243652	15603	" " Bearing (back)
243653	15603	" " " " " (front)
243742	15603	" " End Thrust Adjusting Col- lar with two 200392C
200392C	15603	Looper Shaft End Thrust Adjusting Col- lar Set Screw
243741	15603	Looper Shaft End Thrust Bushing
243682	15603	" Washer
1368E	15603	" " " " " Screw
243604P	15603	Machine Pulley (aluminum alloy casting) for 3/8 in. "V" belt (outside diam. of belt groove 2.6 in.) (rim diam. 3-3/16 in.) with two 200379C
Note:	Machine	Pulley 243604P furnished with this machine unless otherwise specified on order.
243731	15603	Machine Pulley 243604P with 243606 and 243738
243605P	15603	Machine Pulley (aluminum alloy casting) for 5/16 in. round belt (diam. of belt groove 1-13/32 in.) (rim diam. 3-3/16 in.) with two 200379C
243732	15603	Machine Pulley 243605P with 243606 and 243738
350419X	15603	Machine Pulley Adjusting Screw
243606	15603	" " " " " Ball Bearing
243738	15603	" " " " " Gasket
200379C	15603	" " " " " Set Screw
243607	15603	" " " " " Shaft
243608	15603	" " " " " 243607 with 243609
243609	15603	Machine Pulley Shaft Ball Bearing
243611	15603	" " " " " Sleeve
243612	15603	" " " " " 243611 with 243613
243613	15613	Machine Pulley Shaft Sleeve Oil Seal
200958X	15603	" " " " " " " Set Screw
243654	15601	Needle Bar with 9611 and 200141F
243655	15601	" " " " " Bushing (2)
243656	15601	" " " " " Connecting Link
243657	15601	" " " " " Stud with 200086C and 206758
206758	15601	Needle Bar Connecting Stud Oil Packing (wick)
200086C	15601	Needle Bar Connecting Stud Pinch Screw

No.	Plate	Name
243658	15602	Needle Bar Driving Connection with 243659 and 243660
243659	15602	Needle Bar Driving Connection Bushing (lower)
243660	15602	Needle Bar Driving Connection Bushing (upper)
243661	15602	Needle Bar Driving Crank with 200058D
243683	15602	Needle Bar Driving Crank 243661 with 243606
243606	15602	Needle Bar Driving Crank Ball Bearing
200058D	15602	" " " " Pinch Screw
243662	15602	" " " Shaft with 243740
243684	15602	" " " " 243662 with 243609
243609	15602	Needle Bar Driving Shaft Ball Bearing
200136C	15602	" " " " Oil Stop Screw
243740	15602	Needle Bar Driving Shaft Oiling Wick
243664	15601	" " Oiling Felt
9611	15601	" " Thread Tube
200141F	15601	" Set Screw
243665	15620	Oil Level Indicator
243666	15620	" Reservoir Cover
243667	15620	" " " Gasket
200064X	15620	" " " Screw (12)
243668	15601	Presser Bar with 200110D
243655	15601	" " Bushing
243673	15601	" " Lifter
200201C	15601	" " " Hinge Screw
243669	15601	" " Lifting Bracket with 201052C
201052C	15601	Presser Bar Lifting Bracket Set Screw
243670	15602	" " " Rock Shaft
202510	15602	" " " " Collar with 200141F
200141F	15602	Presser Bar Lifting Rock Shaft Collar Set Screw
243671	15602	Presser Bar Lifting Rock Shaft Crank with 200141F
200141F	15602	Presser Bar Lifting Rock Shaft Crank Set Screw
243747	15602	Presser Bar Lifting Rock Shaft Crank Spring
244026	15601	Presser Bar Lifting Rock Shaft Stop Pin
208085	15601	Presser Bar Spring
22405	15601	" " " Washer
1121X	15601	" " Thumb Screw (pressure regulating)
243691	15621	Presser Foot, for Cap Work

No.	Plate	Name
200110D	15601	Presser Foot Screw
2102	15619	Tension Disc
13710	15619	" Spring
Note: Tension Spring 13710 is furnished with this Machine unless otherwise specified on order.		
223438	-----	Tension Spring (heavy)
350557C	15619	" Stud
243697	15619	" Thread Guide
1560C	15619	" Thumb Nut
243696	15619	Tension complete, Nos. 1560C, 13710 350557C and two 2102
243730	15619	Thread Guide
201185D	15619	" " Screw
210683	15619	" Retainer Bracket with 200397X
200137X	15619	" " Screw (2)
210993	15619	" " Sleeve
210992	15619	" " Spring
243711	15619	" " Stud
210958	15619	" " Collar
200397X	15619	" " Set Screw
243712	15619	Thread Retainer Bracket complete, Nos. 210683, 210958, 210992, 210993 and 243711
243721	15621	Throat Plate, for 243630
244X	15621	" " Screw (2)

SINGER Needles should be used
in SINGER Machines
These Needles and their Containers
are marked with the
Company's Trade Mark "SIMANCO."** 1

Needles in Containers marked
"FOR SINGER MACHINES"
are NOT SINGER made needles. 2

ACCESSORIES

No.	Plate	Name
228720	15622	Drip Pan with four each 228721 and wood screws 1 in., No. 8, R. H. B.
228721	15622	Machine Cushion
24 X 1	-----	Needles, six, size 16
160727	15622	Oil Container (filled, 5 oz., Mfg. oil, light grade, not stainless) Nos. 160725 and 160726
160725	15622	Oil Container
160726	15622	" " Cap
160728	15622	" " Spout
225498	15622	Screw Driver (7-1/4 in. long)
228476	15622	" Driver
10875	15622	Wrench

KNEE LIFTER

228561	15612	Chain, 11 in. long, with two 202784
202784	15612	" Hook
228722	15612	Rock Lever with 200380C and 350231C
228723	15612	" " Bracket with 200347AL and three wood screws 7/8 in., No. 12
228724	15612	Rock Lever Bracket 228723 with 228722 and 228725 to 228729
228725	15612	Rock Lever Hinge Pin
200380C	15612	" " " " Set Screw
228364	15612	" " Knee Plate with 350231C
228388	15612	" " " " Arm
350231C	15612	" " " " " Set Screw
350231C	15612	" " " " " Set Screw
228726	15612	" " Lifting Arm
228727	15612	" " " " Crank with 350231C
228728	15612	Rock Lever Lifting Arm Crank Connection
350231C	15612	Rock Lever Lifting Arm Crank Set Screw
228729	15612	" " Position Spring
228367	15612	" " Stop Stud
200347AL	15612	" " " " Set Screw
228730	15612	Knee Lifter Rock Lever complete, Nos. 228364, 228367, 228388, 228561, 228724 and Form A1360

THREAD UNWINDER

No.	Plate	Name
228692	15613	Spool Pin
201528X	15613	" " Nut
228693	15613	" " Washer
225259	15613	" Rest (for one spool) (flat) with 201018C, 201528X, 228692 and 228693
150203	15613	Spool Rest Cushion (felt)
225388	15613	" " Rod
200383C	15613	" " " Set Screw
201018C	15613	" " Set Screw
259658	15613	" Stand with 200383C
225391	15613	Thread Guide
201696X	15613	" " Lock Nut
225326	15613	" " Position Cup
225324	15613	" " Rod with 208AL and 225322
208AL	15613	" " " Screw
225322	15613	" " " Washer
225260	15613	Thread Unwinder (for one spool) complete, Nos. 150203, 201696X, 225259, 225324, 225326, 225388, 225391, 259658 and three wood screws 7/8 in., No. 12

ATTACHMENTS AND ACCESSORIES

350568X	15620	Hold Down Screw
228721	15620	" " " Bushing

CLOTH PLATES

243725P	15623	Cloth Plate
243725X	15623	" Plate
243739	15623	" " (square back) (for Basting Sack Coats)
243748	15623	Cloth Plate (square, stainless steel)

FINGER GUARD

No.	Plate	Name
36822	15624	Finger Guard
36823	15624	" " Friction Washer
104J	15624	" " Hinge Screw
36824	15624	" " Holder with 228K
228K	15624	" " " Clamping Screw
36825	15624	Finger Guard complete, Nos. 104J and 36822 to 36824

FITTINGS

FOR CASKET LINING

243630	15624	Feed Dog, for 243722
243692	15624	Presser Foot
243722	15624	Throat Plate, for 243630

FOR SACK COATS

9725	15624	Feed Dog, for 9739
243691	15624	Presser Foot
9739	15624	Throat Plate, for 9725

FOOT LIFTERS

PARTS REQUIRED TO CHANGE FROM
KNEE LIFTER TO FOOT LIFTER

228474	15615	Foot Lifter Treadle Chain, 34 in. long, with two 202784
202784	15615	Foot Lifter Treadle Chain Hook

FOOT LIFTER

FOR STANDS WITH FLAT TREADLE SUPPORT

No.	Plate	Name
14372	15615	Treadle
51074R	15615	" Bolt
46709	15615	" " 51074R with 23250 and 67425
67425	15615	" " Lock Washer
23250	15615	" " Washer
14373	15615	" Extension
50581R	15615	" " Screw
2718	15615	" " " Washer
17881	15615	" Shaft
14374	15615	" Spring
14375	15615	" Stand
14379	15615	Foot Lifter Treadle complete, Nos. 2718, 14372 to 14375, 17881, 50581R and two 46709

FOOT LIFTER

FOR STANDS WITH TUBULAR TREADLE SUPPORT

152170	15616	Treadle Extension
152171	15616	" " Swivel Stud
51723X	15616	" " " " Nut
701348	15616	" " " " Lock Washer
152080	15616	Treadle Position Collar with 51089R
51089R	15616	" " " Clamping Bolt with 51581R
51581R	15616	Treadle Position Collar Clamping Bolt Nut
152153	15616	Treadle Spring
152169	15616	Foot Lifter Treadle (pressed steel) with adjustable Extension complete, Nos. 51723X, 152170, 152171 and 701348
152095	15616	Foot Lifter Treadle 152169 with 152153 and two 152080

FOOT LIFTER
FOR USE WITH POWER TABLES

No.	Plate	Name
14372	18614	Treadle
14373	18614	" Extension
50581R	18614	" " Screw
2718	18614	" " Washer
17881	18614	" Shaft
14374	18614	" Spring
14375	18614	" Stand
14376	18614	Foot Lifter Treadle complete, Nos. 2718, 14372 to 14375, 17881, 50581R and two wood screws 1-1/4 in., No. 12, F.H.

MACHINE BASE

228755	15625	Machine Base (cast iron) 1-3/4 in. high with four 200026E
228756	15625	Machine Base (cast iron) 3 in. high with four 200026E
200026E	15625	Machine Screw

**SINGER Needles should be used
in SINGER Machines**
These Needles and their Containers
are marked with the
Company's Trade Mark "SIMANCO.**" 1

Needles in Containers marked
"FOR SINGER MACHINES"
are NOT SINGER made needles. 2

NUMERICAL LIST OF PARTS

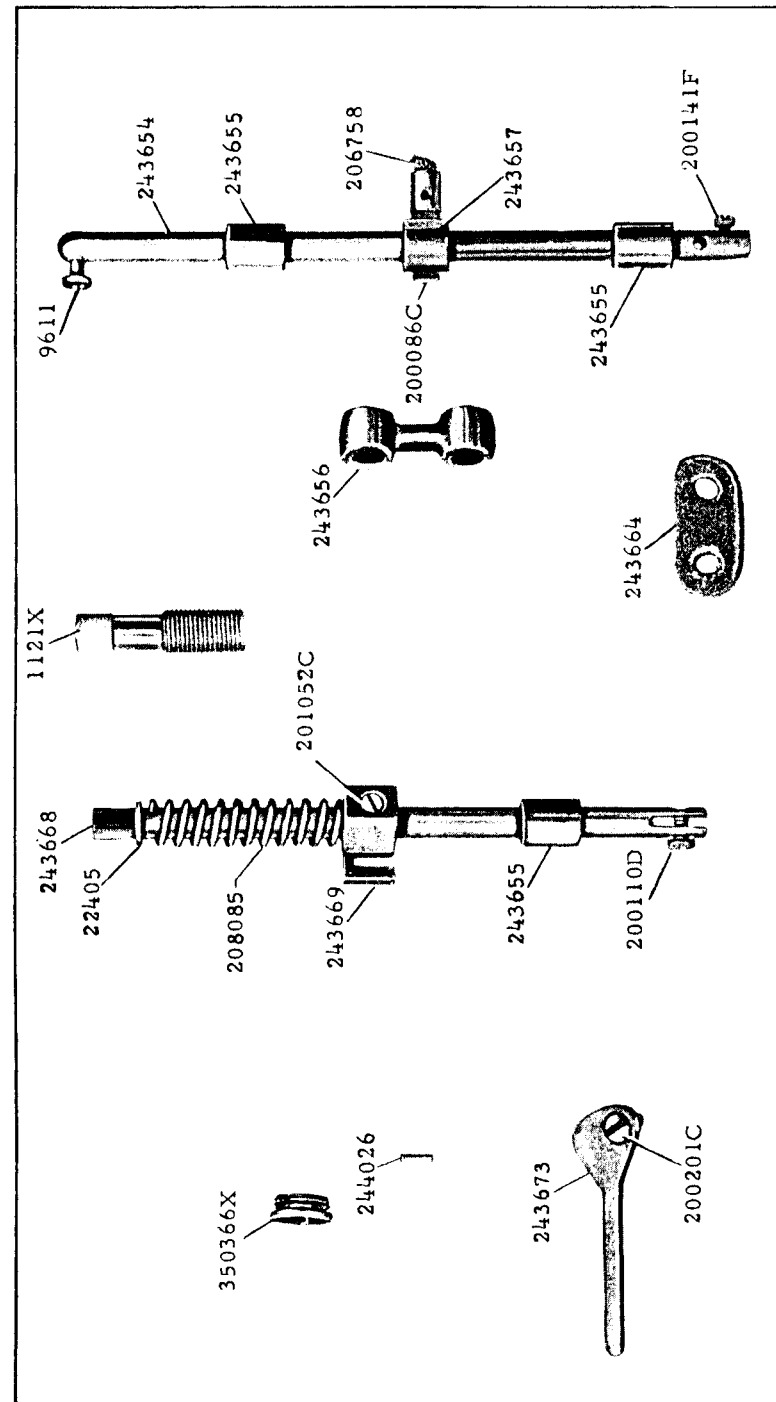
No.	Plate	Name
104J	15624	Finger Guard Hinge Screw, for 36825
176D	15621	Feed Dog Screw
202F	15618	" " Adjusting Plate Screw
208AL	15613	Thread Unwinder Thread Guide Rod Screw, for 225324
228K	15624	Finger Guard Holder Clamping Screw, for 36824
244X	15621	Throat Plate Screw
691X	15620	Cloth Plate Screw
691X	15620	Looper Safety Guard Post Screw
1121X	15601	Presser Bar Thumb Screw (pressure regulating)
1368E	15603	Looper Washer Screw, for 243736
1560C	15619	Tension Thumb Nut, for 243696
2102	15619	" Disc, for 243696
2718	15615	Foot Lifter Treadle Extension Screw Washer, for 14376 and 14379
9611	15601	Needle Bar Thread Tube, for 243654
9725	15624	Feed Dog, for 9739, for Sack Coats
9739	15624	Throat Plate, for 9725, for Sack Coats
10875	15622	Wrench
13710	15619	Tension Spring, for 243696 Nos. 14372 to 14375, for 14376 and 14379
14372	15615	Foot Lifter Treadle
14373	15615	" " " Extension
14374	15615	" " " Spring
14375	15615	" " " Stand
14376	18614	Foot Lifter Treadle complete (for use with Power Tables) Nos. 2718, 14372 to 14375, 17881, 50581R and two wood screws 1-1/4 in., No. 12, F.H.
14379	15615	Foot Lifter Treadle complete (for Stands with Flat Treadle Support) Nos. 2718, 14372 to 14375, 17881, 50581R and two 46709
17881	15615	Foot Lifter Treadle Shaft, for 14376 and 14379
22405	15601	Presser Bar Spring Washer
23250	15615	Foot Lifter Treadle Bolt Washer, for 46709
25878	15621	Edge Guide
36822	15624	Nos. 36822 to 36824, for 36825 Finger Guard

No.	Plate	Name
243747	15602	Presser Bar Lifting Rock Shaft Crank Spring
243748	15623	Cloth Plate (square, stainless steel)
244026	15601	Presser Bar Lifting Rock Shaft Stop Pin, for 243729
259658	15613	Thread Unwinder Spool Stand with 200383C, for 225260
350231C	15612	Knee Lifter Rock Lever Knee Plate Arm Set Screw, for 228722
350231C	15612	Knee Lifter Rock Lever Knee Plate Set Screw, for 228364
350231C	15612	Knee Lifter Rock Lever Lifting Arm Crank Set Screw, for 228727
350366X	15602	Frame End Cover Oil Stop Screw, for 243745
350366X	15601	Frame Oil Stop Screw
350419X	15603	Machine Pulley Adjusting Screw
350555C	15618	Feed Regulating Wheel Lock Screw
350557C	15619	Tension Stud, for 243696
350558X	15603	Looper Set Screw (long) for 243746
350559X	15603	" " " (short) for 243746
350568X	15620	Hold Down Screw
701348	15616	Foot Lifter Treadle Extension Swivel Stud Nut Lock Washer, for 152169

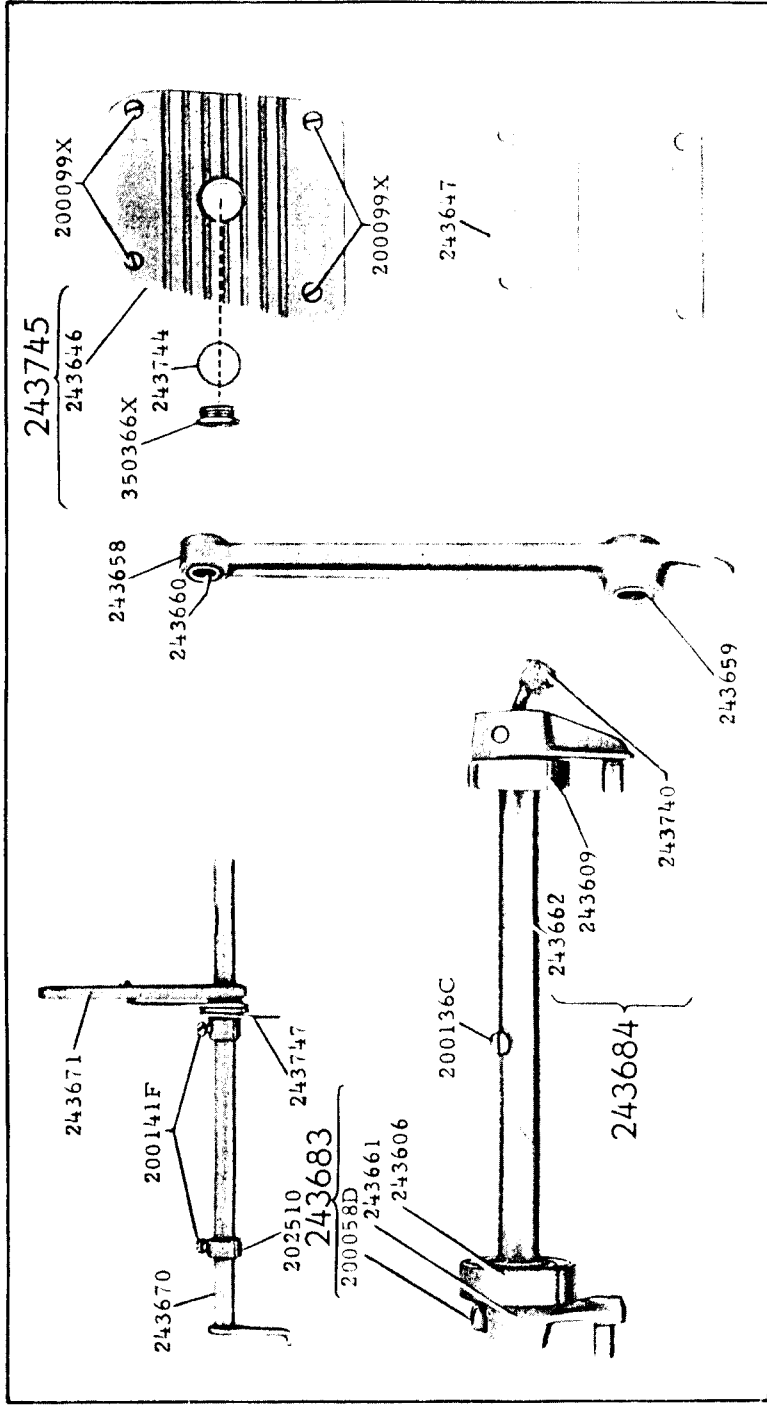
SINGER Needles should be used in SINGER Machines
These Needles and their Containers are marked with the Company's Trade Mark "SIMANCO.**" 1

Needles in Containers marked "FOR SINGER MACHINES" are NOT SINGER made needles. 2

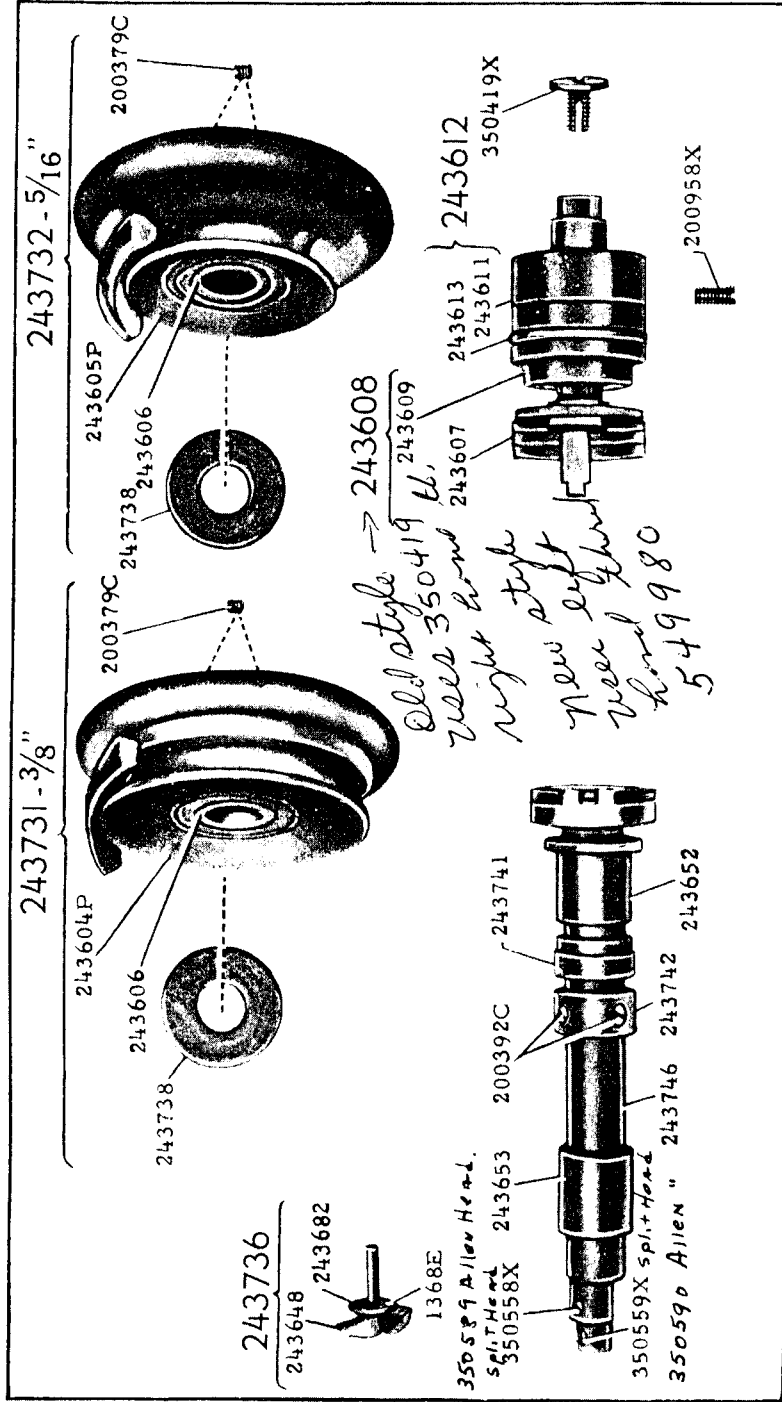
15601-2/3



15602-1/2



15603-1/2

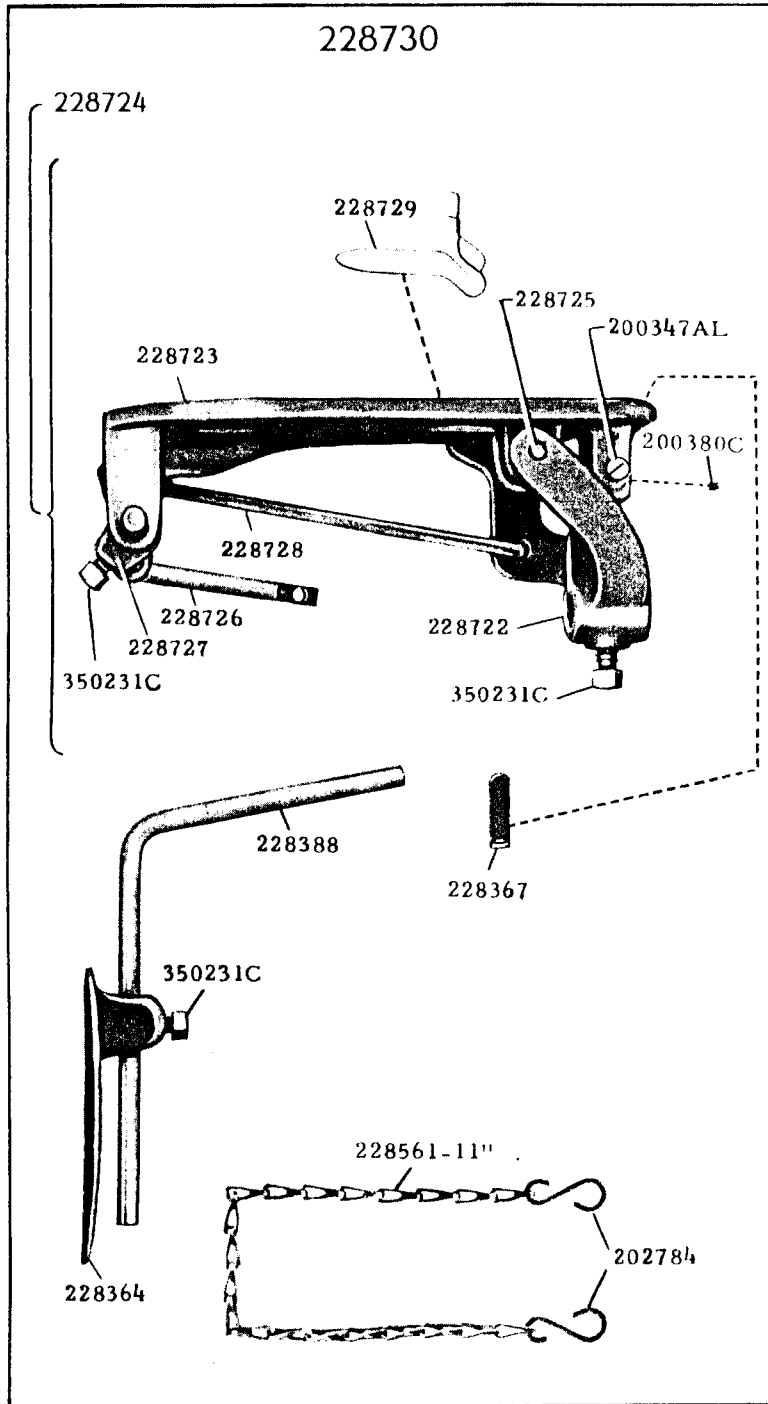


*Old style → 243608
 need 350419 lb. 243609
 right hand 243607
 new left
 need 350419 lb.
 hand 549980*

35059 Allen Head.
 SPLIT HEAD 243653
 350559X split head
 35059 Allen " 243746 243742 243652

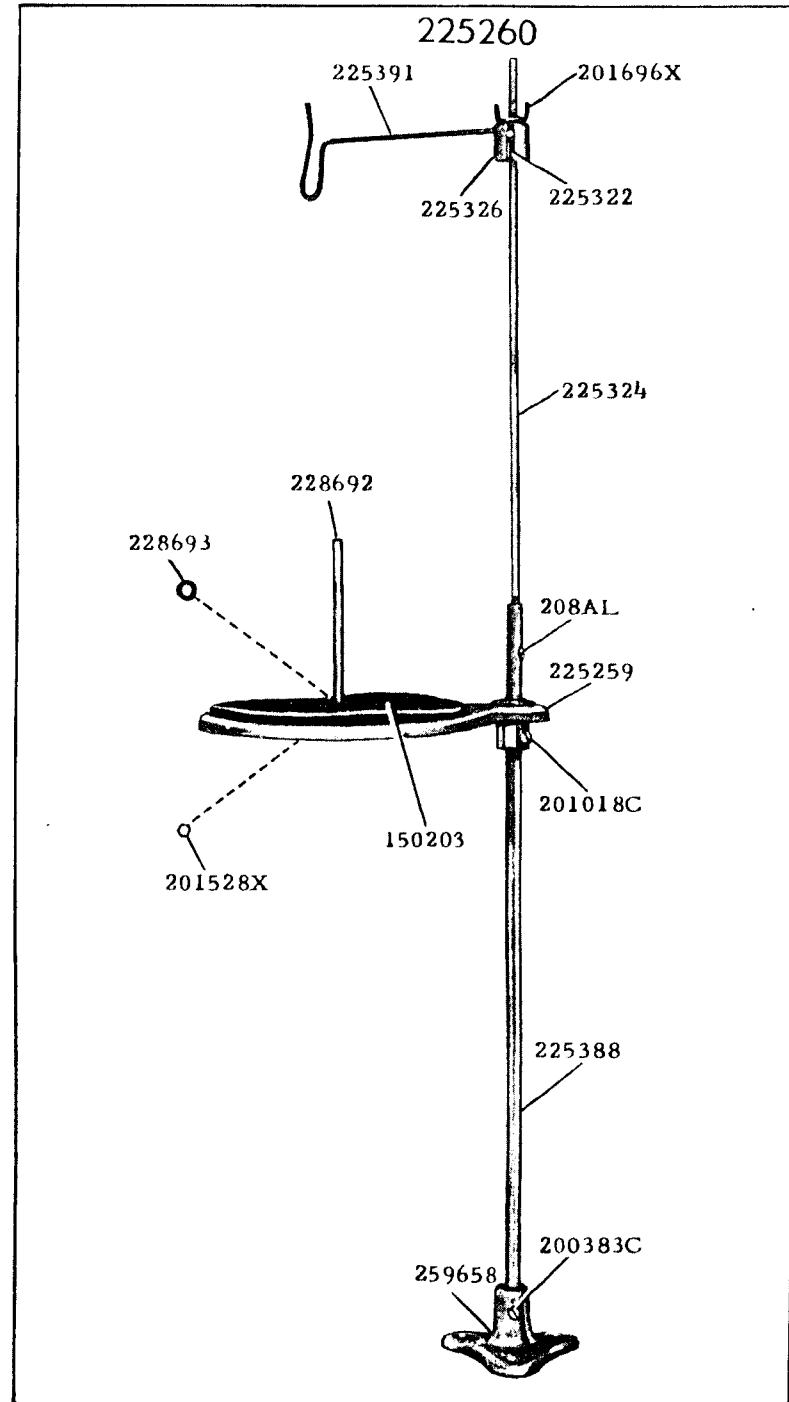
15612-3/8

228730

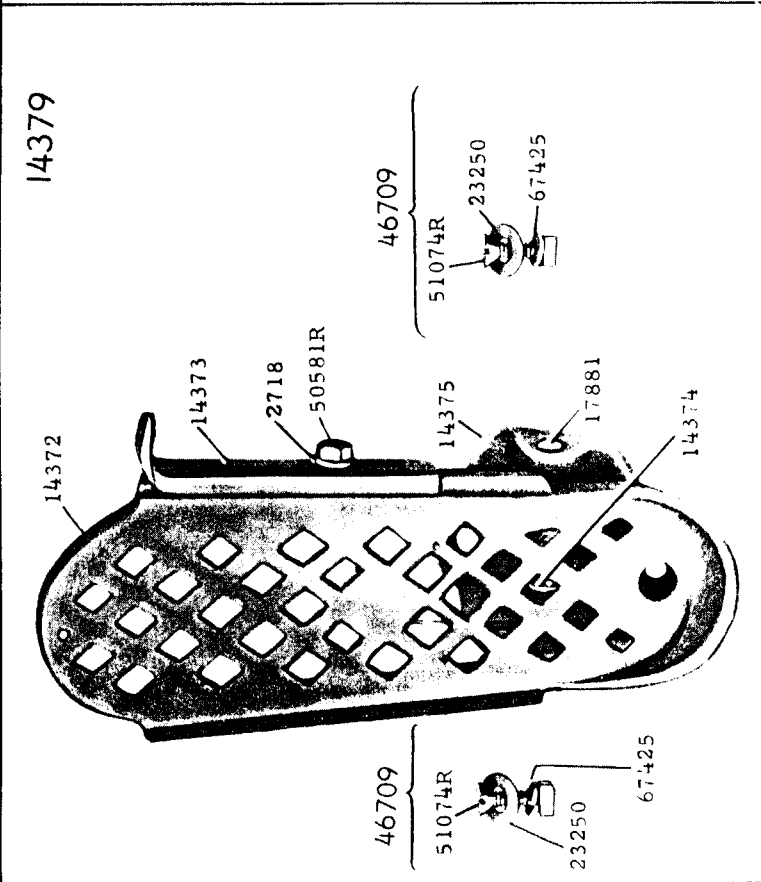
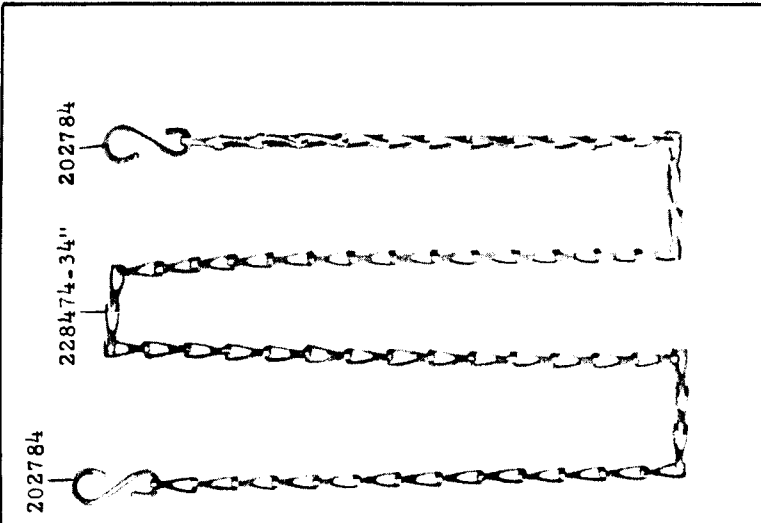


15613-1/4

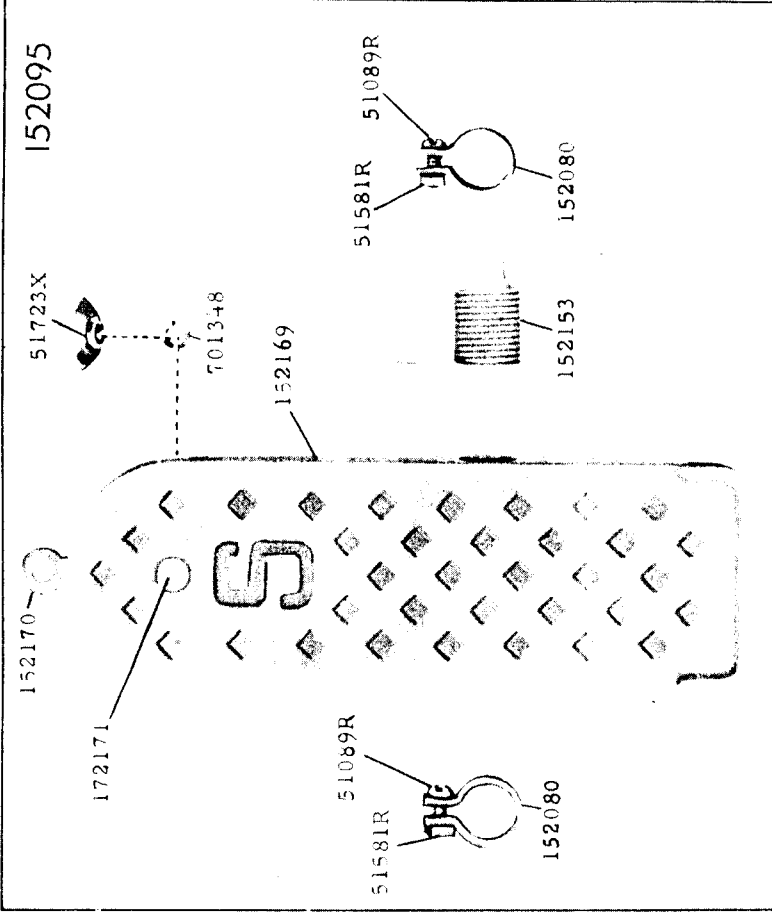

225260



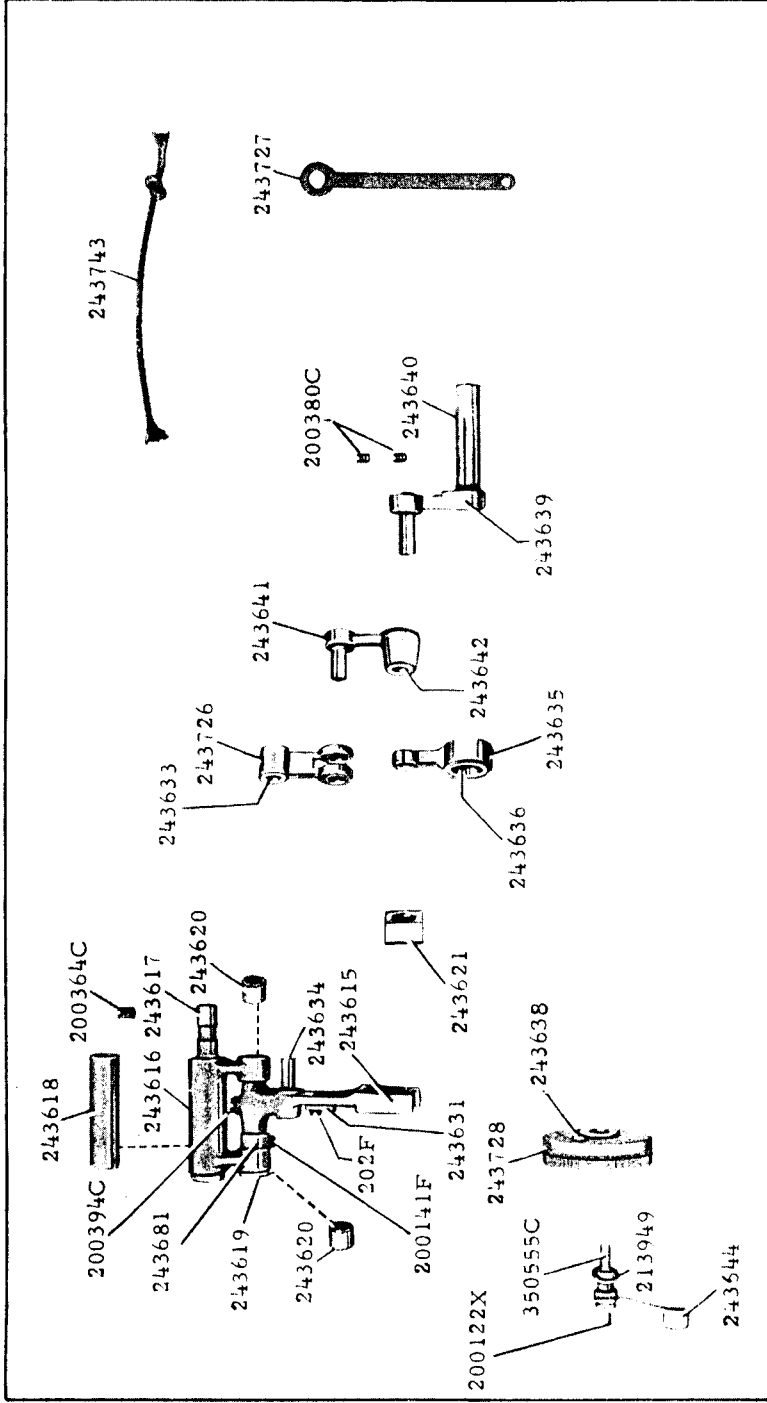
15615 - 3/8



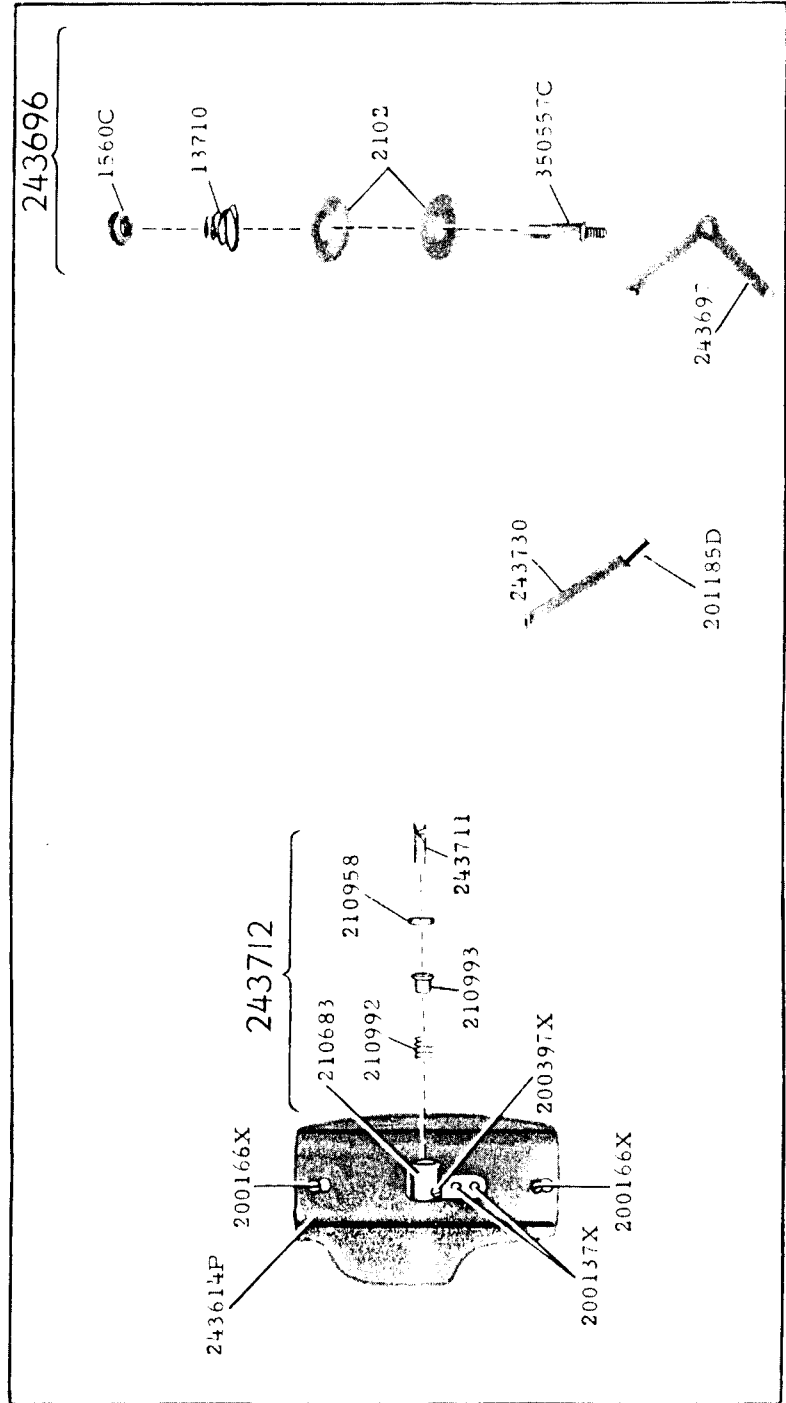
15616 - 1/3



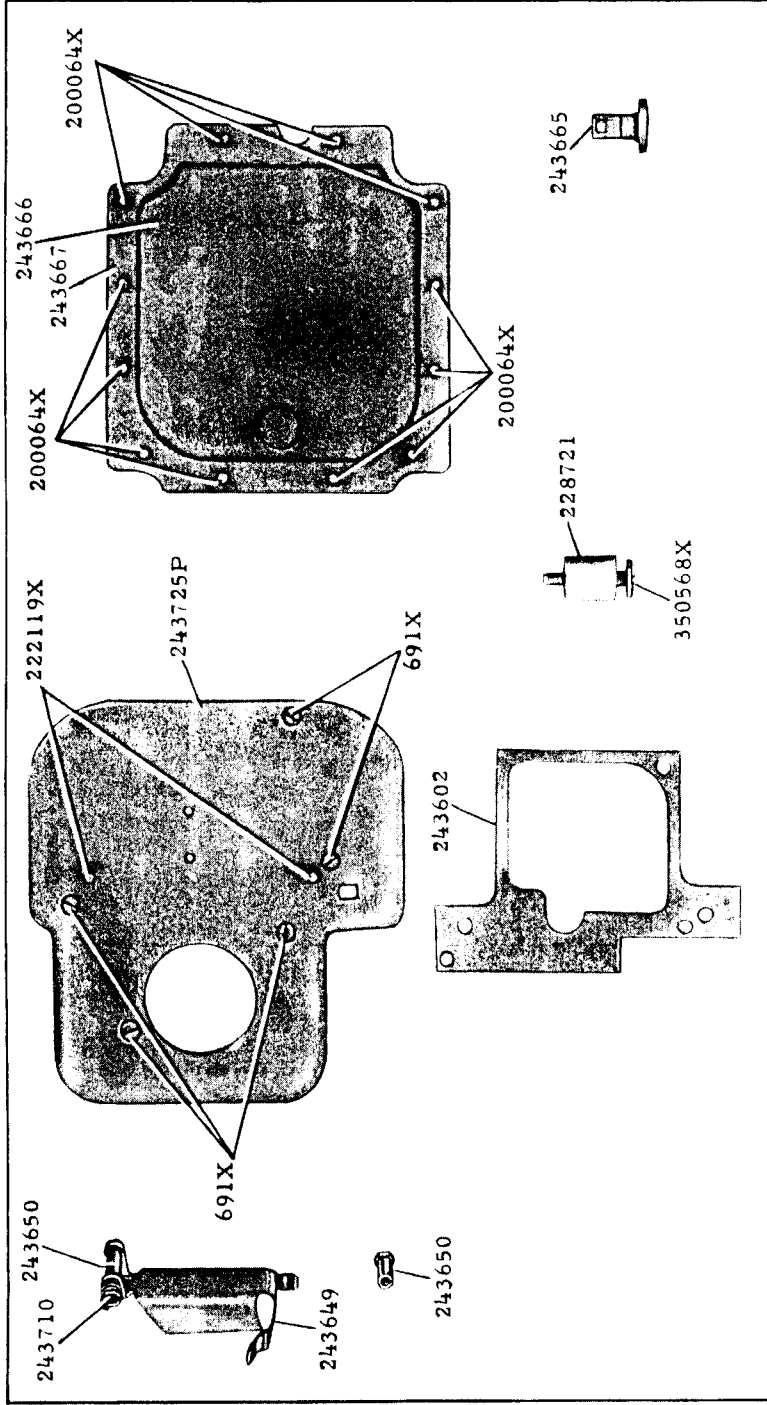
15618-3/8



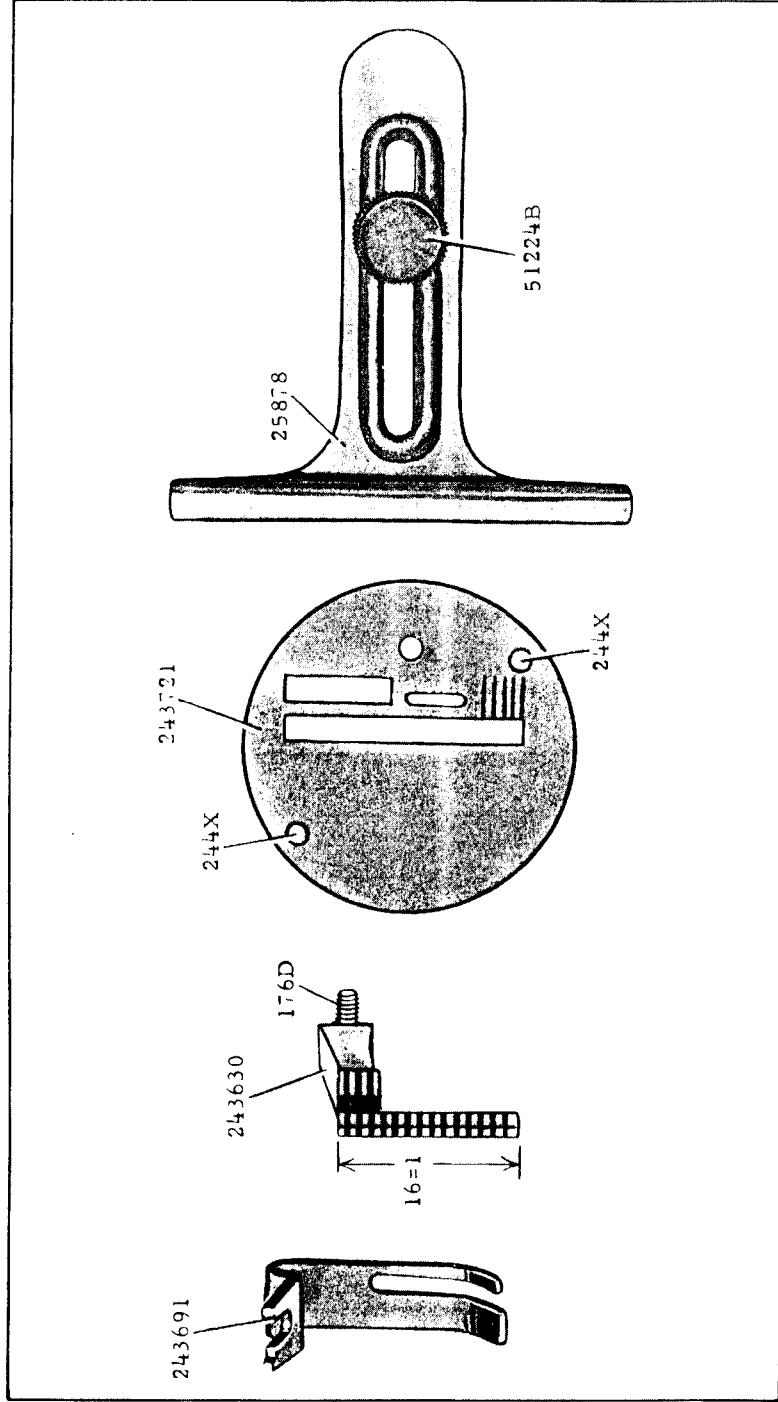
15619-3/8



15620-1/3

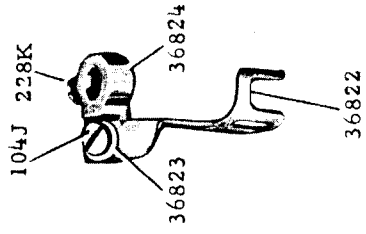


15621

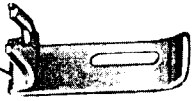


15624-3/4

36825



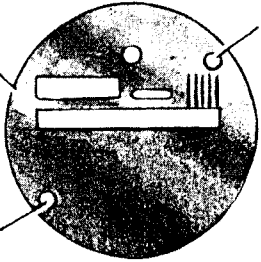
243692



243691



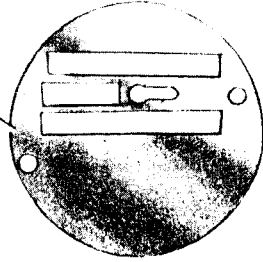
243722



244X

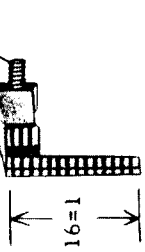
244X

9739



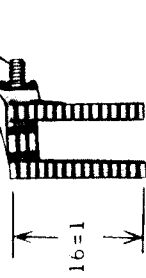
243630

176D




9725

176D



15625-5/8

200026E

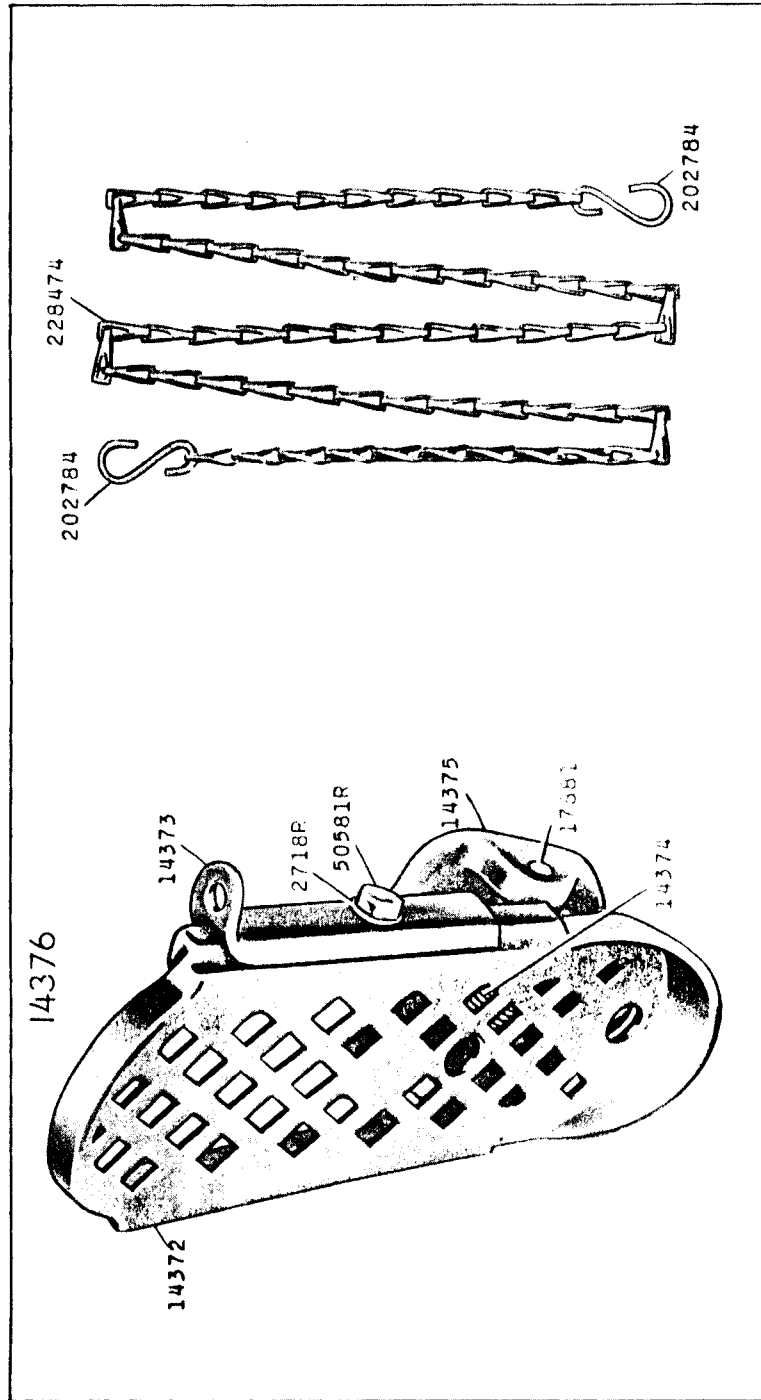


228755-1-3/4"

228756-3"

200026E

18614 - 1/2



SINGER Needles should be used
in SINGER Machines
These Needles and their Containers
are marked with the
Company's Trade Mark "SIMANCO.**" 1

Needles in Containers marked
"FOR SINGER MACHINES"
are NOT SINGER made needles. 2