

FORM 8481  
FEBRUARY, 1918

# PRICE LIST

OF

# PARTS



MACHINE NO. 52-52

THE SINGER MANUFACTURING COMPANY

## INDEX

---

	PAGE
ACCESSORIES.....	13
CORDER.....	14
FEED ROLLS.....	19
FOOT LIFTER PARTS.....	15
HEMMER ON SHANK.....	14
IRON BASE.....	13
KNEE LIFTER PARTS.....	16
OBSOLETE PARTS.....	22
MACHINE NO. 52-52.....	7
NUMERICAL LIST OF PARTS.....	23
TAPE HOLDER (5 IN. DIAM.).....	14
“ “ (OFFSET).....	15
“ “ (STRAIGHT).....	15
THREAD UNWINDER.....	17
UNDER DRIVER.....	19

Copyright, U. S. A., 1918, by The Singer Manufacturing Co.

All Rights Reserved for all Countries

# INSTRUCTIONS FOR ORDERING

In ordering from this list, use **ONLY** the part NUMBER in the **FIRST** column.

The number stamped on a Sewing Machine part is in every case the number of the single part only.

Every combination of parts sent out as such has its specific number, which, although not stamped on the parts, must be used when ordering the combination.

Each number always indicates the **SAME PART** in whatever list it appears, or for whatever machine.

The letters after some of the numbers indicate the style of finish only, as follows:

- A. Hardened, Polished and Plated.
- B. Polished and Plated
- C. Hardened only.
- D. Polished only.
- E. Soft, not Polished.
- F. Hardened and Polished.
- G.
- H. Blued.
- J. Plated only.
- K. Hardened and Plated.
- L. Brass or Gilt.
- M. Oxidized.
- P. Japanned.

These letters **MUST BE USED** when they appear in the list, and **AFTER** the number **as** in the list.

In this series

- 1 to 1500 and 50001 to 51500 are Screw Numbers.
- 1501 to 1800 are Nut Numbers.
- 1801 to 2000 are Roller Numbers.
- 2001 to 50000 and 52001 and upward are numbers of Machine Parts.

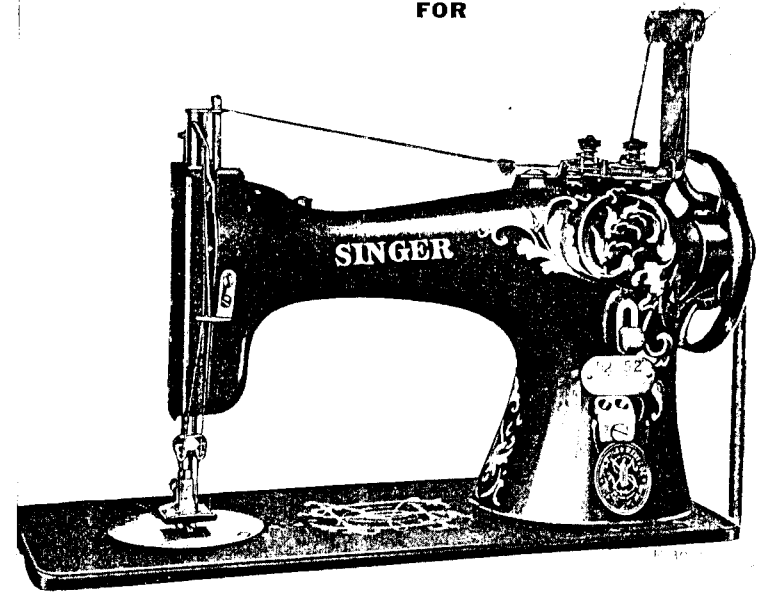
The figures in the second column refer only to the plates, illustrating the parts, and are **NOT TO BE USED** in ordering.

Parts marked with an asterisk (\*) are furnished only when repairs are made at factory.

When ordering parts which differ as to **GAUGE** (the distance between seams) the **GAUGE** as well as the **NUMBER MUST BE GIVEN** on order.

# LIST OF PARTS COMPLETE

FOR



# MACHINE NO. 52-52

TWO NEEDLES, TWO HOOKS.

NO.	PLATE	NAME	EACH
*13789	---	Arm.....	\$4 50
4389	7445	" Dowel Pin.....	02
54897	7442	" Oil Cup.....	10
13862	7442	" " Tube with 29599, for oiling 13799 and 13804.....	06
13831	7442	Arm Oil Tube (left) with 49092, for oiling 13811.....	10
13832	7442	Arm Oil Tube (right) with 49092, for oiling 13813.....	10
13833	---	Arm Oil Tube Bracket.....	20
13834	7442	" " " 13833 with 13831 and 13832.....	40
898p	7450	Arm Oil Tube Bracket Screw.....	04
29599	7442	" " " Packing (felt) for 13862, .....	per 100 25

NO.	PLATE	NAME	EACH
49092	7442	Arm Oil Tube Packing (felt) for 13831 and 13832.....	\$ 01
880E	7450	Arm Screw (left).....	06
138E	7450	" " (right).....	05
13793	7440	" Shaft.....	1 25
13794	7440	" " Flanged Bushing (back).....	30
56006	7442	" " " " " Oil Pad (braided cotton).....	01
446c	2831	Arm Shaft Flanged Bushing (back) Set Screw.....	03
13795	7440	Arm Shaft Flanged Bushing (front).....	30
56006	7442	" " " " " Oil Pad (braided cotton).....	01
443c	7450	Arm Shaft Flanged Bushing (front) Set Screw.....	03
144D	7450	Arm Shaft Screw.....	08
15196	7441	" Side Cover.....	10
286D	7450	" " " Thumb Screw.....	10
13796	7441	Balance Wheel, 2 1/8 in. pulley, with two 448c.....	80
13797	7441	Balance Wheel Oil Cover.....	10
210D	7450	" " " " Screw.....	04
448c	7450	" " Set Screw.....	03
*13798	—	Bed.....	4 50
13799	7441	Crank Connecting Rod with 13800 and two 145E.....	65
*13800	—	Crank Connecting Rod Cap.....	—
145E	7450	" " " " Screw.....	04
375c	7450	" " " Hinge Screw.....	12
1518E	7450	" " " " " Nut.....	04
13849	7441	Face Plate.....	45
190D	7442	" " Screw.....	03
13802	7443	Feed Bar.....	40
315c	2642	" " Screw Centre.....	04
1519E	7450	" " " " Nut.....	03
2039	7444	" Connecting Link.....	15
378c	7444	" " " Hinge Screw (long).....	10
380c	7444	" " " " " (short).....	10
1520E	7444	" " " " " Nut.....	03
48042	5371	" Dog.....	1 75
48043	5372	" ".....	1 75
48044	5373	" ".....	1 75
48045	5374	" ".....	2 00
48047	5376	" ".....	1 75
48048	5377	" ".....	1 75
48050	5379	" ".....	1 75
48046	5375	" " for general work.....	1 75

NO.	PLATE	NAME	EACH
48049	5378	Feed Dog for lap seam feller.....	\$ 1 75
191c	7450	" " Screw.....	03
13803	7444	" and Feed Lifting Eccentric with 448c.....	50
448c	7450	Feed and Feed Lifting Eccentric Set Screw.....	03
13804	7444	Feed and Feed Lifting Eccentric Sleeve.....	75
13805	7440	" Forked Connection.....	50
378c	7444	" " " Hinge Screw.....	10
1520E	7444	" " " " " Nut.....	03
13806	7440	" Lifting Rock Shaft.....	35
13807	—	Feed Lifting Rock Shaft complete, Nos. 2509 and 13806.....	75
13808	7440	Feed Lifting Rock Shaft Connecting Rod with 43977 and two 145E.....	80
*43977	—	Feed Lifting Rock Shaft Connecting Rod Cap.....	30
145E	7450	Feed Lifting Rock Shaft Connecting Rod Cap Screw.....	04
375c	7450	Feed Lifting Rock Shaft Connecting Rod Hinge Screw.....	12
1518E	7450	Feed Lifting Rock Shaft Connecting Rod Hinge Screw Nut.....	04
2509	7444	Feed Lifting Rock Shaft Crank with 157J and 1813.....	40
157J	7444	Feed Lifting Rock Shaft Crank Clamping Screw.....	04
1813	7444	Feed Lifting Rock Shaft Crank Roller and Stud.....	20
307c	7450	Feed Lifting Rock Shaft Screw Centre.....	06
1513J	2642	" " " " " " Nut.....	05
2164	7444	" Regulator.....	20
74E	7444	" " Hinge Screw.....	08
747D	7444	" " Thumb Screw.....	10
21350	7444	" " " " Stop.....	20
2047	7440	" Rock Shaft.....	35
2046	—	Feed Rock Shaft complete, Nos. 2047 and 2048.....	50
2048	7444	Feed Rock Shaft Crank with 465c.....	15
2049	7444	" " " " Pin.....	01
465c	7444	" " " " Set Screw.....	02
307c	7450	" " " Screw Centre.....	06
1513J	2642	" " " " " Nut.....	05
13809	7445	Looper.....	50
13881	7451	" Carrier with two each 237E and 853c.....	1 00

NO.	PLATE	NAME	EACH
237F	7450	Looper Carrier Set Screw	\$ 02
13516	7445	" " Shaft	50
13836	7445	" " " Bushing	25
448c	7450	" " " " Set Screw	03
217F	7450	" " " " Set Screw	03
13811	7441	" Driving Shaft with 217F	50
13812	7445	" " " Crank with two	
	1253c		75
1253c	7445	Looper Driving Shaft Crank Set Screw	03
13813	7445	" " " Link	50
13814	7445	" " " " Hinge Pin	05
1253c	7445	" " " " " " Set Screw	03
853c	7450	Looper Set Screw	02
13581	7441	Needle Bar (hollow)	60
13582	7444	" " Connecting Link with 794E	50
794E	7444	" " " " Adjusting Screw	05
881c	7444	Needle Bar Connecting Link Hinge Screw	10
13896	7444	Needle Bar Connecting Stud with 1904 and two 175E	1 00
175E	7444	Needle Bar Connecting Stud Clamping Screw	02
1904	7444	Needle Bar Connecting Stud Roller (roller only)	12
13816	7440	Needle Bar Crank with 435c and 1293c	75
1293c	7450	" " " Position Screw	10
435c	2831	" " " Set Screw	04
13525	7451	" Clamp with two 620F or 50014F, for $\frac{1}{8}$ in. to $\frac{11}{64}$ in. gauge	1 00
13882	7451	Needle Clamp with two 50014F, for $\frac{3}{16}$ in. gauge and above	1 00
2273	7445	Needle Clamp Pin	01
620F	7445	" Set Screw for 13525	02
50014F	7445	" " " " $\frac{3}{64}$ in. gauge and above	02
13818	7445	Oscillating Rock Shaft with 1253c	2 00
13819	7445	" " " " Hinge Pin	50
13820	7445	" " " " " Bushing	50
448c	7450	" " " " " " Set Screw	03
2058	7441	Presser Bar	30
52016	7445	" " Lifter	20
1058c	7445	" " " Hinge Screw	10
1520E	7444	" " " " " Nut	03
2953	7445	" " Lifting Bracket with 453c	30
453c	2831	" " " " " Set Screw	02

NO.	PLATE	NAME	EACH
3100	7445	Presser Bar Spring	\$ 05
2070	7445	" " " Washer	01
30305	5464	" Foot, for collars and cuffs	1 00
30303	5465	" " " gathering	1 75
30301	5464	" " " general work	1 00
30307	5467	" " " inside stays	1 50
30304	5466	" " " strip folding	3 50
30309	5468	" " " " " with tube for cording	4 00
31019	5457	Presser Foot (hinged) for general work	2 50
31014	5470	" " " " lap seam feller	2 00
31017	5470	" " (hinged, adjustable) for gathering	5 50
31008	4632	Presser Foot, hinged sideways	3 25
31022	5467	" " plain bottom, for outside stays and strips	2 00
31002	5467	Presser Foot with guides on bottom, for outside stays and strips	1 75
30313	3025	Presser Foot (spring hinged) for double strips (tube) for reeding	3 50
30314	3025	Presser Foot (spring hinged) for general work	1 75
31005	3082	Presser Foot (strip folding) for folding or hemming both edges of strip in one operation, for narrow hem	4 25
31018	5441	Presser Foot (strip folding) for folding or hemming both edges of strip in one operation, for wide hem	9 00
31015	5430	Presser Foot (strip folding) for long strips, for making strips from $\frac{5}{16}$ in. to 1 in. wide when folded	5 00
31016	5439	Presser Foot (strip folding) for long strips for making strips from $1\frac{1}{16}$ in. to $2\frac{3}{16}$ in. wide when folded	8 00
31004	3081	Presser Foot (strip folding) for short strips	4 00
31013	5424	Presser Foot (strip folding) hinged, for folding or hemming both edges of strip, with right and left hand guides for stitching lace to each edge of strip in one operation	10 00
31012	4662	Presser Foot (strip folding) hinged, for turning under the right hand edge and overlapping the left hand edge	4 75
30310	4683	Presser Foot (strip folding) with guides for cord between outside edge of strip and needle	5 00

NO.	PLATE	NAME	EACH
30311	5468	Presser Foot (strip folding) with two cord tubes for cording edges of folded strip.	\$ 5 00
31001	3026	Presser Foot (strip folding) with three cord tubes.	4 50
31009	3124	Presser Foot, slotted in front of needle holes, for tape.	1 75
30306	5465	Presser Foot (tube).	2 00
31010	4639	" " " for bobbinette strip 2 in. wide (edges not folded) with right and left hand guides, for stitching lace to each edge of strip in one operation.	7 00
30312	5465	Presser Foot (tube) for double strips.	2 25
31020	5469	" " " " strip and under strip.	4 00
31011	5469	Presser Foot (tube) hinged.	2 75
30315	3026	" " with keel, slotted for tape.	1 75
31007	3124	" " " " " " " " for staying.	1 75
30308	5466	Presser Foot with upper and lower strip folder.	5 00
31021	5471	Presser Foot with upper and lower strip folder.	8 00
190D	7442	Presser Foot Screw.	03
263E	7450	Pressure Regulating Thumb Screw.	20
13884	7452	Tension Bracket with four 13589.	65
13885	—	Tension Bracket complete, Nos. 13884, two each 637C, 1547D, 1560C, 13710 and four 2921.	1 20
944F	7442	Tension Bracket Screw.	04
2921	7442	" Disc.	05
13589	7442	" " Steady Pin.	01
1560C	7442	" Regulating Thumb Nut.	04
637C	7442	" Screw Stud.	08
1547D	7442	" " Nut.	03
13710	7442	" Spring.	03
13589	7442	" Thread Guide Pin.	01
13889	—	Thread Guide (back of arm) two holes.	1 00
13890	7452	" " " " " 13889 with 13862.	1 05
13886	7451	Thread Guide (side of arm) two holes.	20
219D	7450	" " " " " Screw.	02
13912	—	" " (top of arm) two holes.	30
13913	7451	" " " " " 13912 with 13862.	35
50062J	7450	Thread Guide (top of arm) Screw.	07
13844	7442	" Controller Post.	45
190D	7442	" " " Screw.	03

NO.	PLATE	NAME	EACH
13845	7442	Thread Controller Spring.	05
233D	7442	" " " Screw.	02
13846	7442	" " Thread Guide.	25
13847	—	Thread Controller complete, Nos. 233D, 13844 and 13845.	50
13594	7445	Thread Take-up Plate.	20
883R	7445	" " " Screw.	04
48062	5371	Throat Plate for 48042.	2 00
48063	5372	" " " 48043.	2 00
48064	5373	" " " 48044.	2 00
48065	5374	" " " 48045.	2 00
48066	5375	" " " 48046.	2 00
48067	5376	" " " 48047.	2 00
48069	5378	" " " 48049.	2 00
48070	5379	" " " 48050.	2 50
48068	5377	" " (large needle hole) for 48048.	2 00
691F	7450	" " Screw.	04
13635	1514	Drip Pan with four 1 in. wire nails.	20

## IRON BASE

NO.	PLATE	NAME	EACH
11118	7446	Bed Frame Cushion (leather).	\$ 02
7263	7446	" " Hinge Connection (long).	08
14098	7446	" " " " (short).	08
14008	7446	" " " " Pin.	01
970D	7446	" " Thumb Screw.	20
13697	1511	" " with 970D, 2978, 7263, 14098, two 14008 and four each 11118 and wood screws 1 1/4 in. No. 12.	1 25
2978	1514	Drip Pan.	25

## ACCESSORIES

NO.	PLATE	NAME	EACH
12361	7446	Machine Hinge Connection.	15
44139	7446	" " Plate.	15
44140	—	Machine Hinge complete, Nos. 12361, 44139 and wood screw 1 1/4 in. No. 14.	30
12105	7446	Machine Rest (felt).	02
41400	7447	" " Pin (wood) 3 1/8 in. long.	04
36569	7447	Oiler with 36571.	05
36570	—	" 36569, filled with oil.	08
36571	7447	" Spout, 1 3/4 in. long, with 36807.	01
36807	7446	" " Washer (leather).	04

## ACCESSORIES

NO.	PLATE	NAME	EACH
26026	7447	Screw Driver (large).....	\$ 10
26485	7447	" " (small).....	05
35143	7447	Tweezers, 4 in.....	10
8909	7447	Wrench for 1513 and 1518.....	10
8908	7447	" " 1519 and 1520.....	08
4822	7447	" " 1521 and 1517.....	05

**CORDER**

NO.	PLATE	NAME	EACH
28550	7453	Arm with Tip and Cord Guides.....	\$ 3 00
175D	7444	" Adjusting Screw.....	02
28554	7453	" Bracket.....	50
25790	7449	" Hinge Pin.....	01
28555	7453	Arm and Bracket complete, Nos. 175D, 25790, 28550 and 28554.....	3 50
30302	5464	Presser Foot.....	1 50
28559	—	Corder complete, Nos. 135D, 28555 and 30302.....	5 00
135D	7450	Corder Screw.....	05
26354	1512	Cord Guide Eyelet.....	05
26355	1512	" " Plate.....	40
26356	1512	Cord Guide (table) complete, Nos. 26355 and seven 26354.....	75
26358	1512	Cord Tension Pin.....	02
26357	1512	" " Plate.....	80
26359	1512	Cord Tension (hed) complete, Nos. 26357 and ten 26358.....	1 00

**HEMMER ON SHANK**

NO.	PLATE	NAME	EACH
36079	7469	Hemmer on Shank, for light material, for general work.....	\$ 7 00
36080	7540	Presser Foot for 36079.....	1 75

**TAPE HOLDER (5 in. Diam.)**

## FOR UNDER THE BENCH

NO.	PLATE	NAME	EACH
36795	—	Body.....	\$ 1 00
36796	—	Cover.....	40
55D	7449	" Hinge Screw.....	12
28994	2116	Tape Holder complete, Nos. 55D, 36795, 36796 and two wood screws 1¼ in. No. 10.....	1 50

**TAPE HOLDER (Straight) 8 in. Disc.**

NO.	PLATE	NAME	EACH
26061	989	Bracket Wire with Disc.....	\$ 20
26062	989	Disc (adjustable) with 286D and 35925.....	30
35925	7449	" Hub.....	10
286D	7450	" " Thumb Screw.....	10
26325	7448	Foot with 736D and three wood screws 1 in. No. 12.....	20
736D	7449	Foot Thumb Screw.....	10
26063	989	Tape Holder complete, Nos. 26061 and 26062.....	50
26065	—	Tape Holder with Foot complete, Nos. 26063 and 26325.....	70
284D	7449	Tape Holder Thumb Screw.....	10

**TAPE HOLDER (Offset) 10 in. Disc.**

NO.	PLATE	NAME	EACH
26066	989	Bracket Wire.....	\$ 20
26067	—	Bracket Wire complete, Nos. 26066, 26068 and 26072.....	60
26068	989	Disc.....	15
26069	989	" Hub.....	25
26070	7446	" " Rivet..... per 100	10
26071	—	Disc complete, Nos. 26068, 26069 and three 26070.....	40
26064	7448	Foot with 736D and three wood screws 1 in. No. 12.....	20
736D	7449	Foot Thumb Screw.....	10
26072	989	Tape Guide.....	10
26073	7449	Tension Adjusting Collar with 286D.....	15
286D	7450	" " " Thumb Screw.....	10
13211	7446	" " Spring.....	02
26074	989	Tape Holder complete, Nos. 13211, 26067, 26071 and 26073.....	1 25
26343	—	Tape Holder with Foot complete, Nos. 26064 and 26074.....	1 45

**FOOT LIFTER PARTS**

NO.	PLATE	NAME	EACH
5596	7448	Bell Crank.....	\$ 05
5599	7448	" " Bracket.....	08
178E	7450	" " " Screw.....	03
5601	7446	" " Hinge Pin.....	01
5735	7446	" " Spring.....	02

## FOOT LIFTER PARTS

NO.	PLATE	NAME	EACH
5598	7448	Bell Crank complete, Nos. 5596, 5599, 5601 and 5735	\$ 20
5670	—	Chain, length 26 in. to 35 in.	15
NOTE: When ordering No. 5670 give length required.			
4879	7448	Chain Connecting Link for 4885	03
13587	7448	Lifting Lever	15
13588	7448	" " Connecting Rod	08
12416	7446	" " " " Joint	08
76D	7446	" " " " Hinge Screw	06
1521E	7446	Lifting Lever Connecting Rod Lock Nut	03
802D	7450	" " Hinge Screw	10
2763	1516	Rock Shaft	10
12242	1516	" " Hanger with two wood screws 1 in. No. 10	08
6337	1516	Rock Shaft Lifting Bracket with two 356c	20
12243	1516	Rock Shaft Lifting Bracket Hook for 4880	15
7125	1516	Rock Shaft Lifting Bracket Hook for 4880	15
356C	7450	Rock Shaft Lifting Bracket Hook Set Screw	06
356C	7450	Rock Shaft Lifting Bracket Set Screw	06
2770	1516	" " Stop Dog with 356c	12
356C	7450	" " " " Set Screw	06
4880	1516	Rock Shaft complete, Nos. 2763, 2770, 7125, 12243 and two each 6337 and 12242	1 00
4881	1516	Treadle	30
4882	7448	" Shaft	05
4883	7448	" Spring	10
4884	1516	" Stand	25
4885	1516	Treadle complete, Nos. 4879, 4881 to 4884 and two wood screws 1 in. No. 16	75
13725	—	Foot Lifter complete, Nos. 76D, 802D, 1521E, 4880, 4885, 5598, 5670, 12416, 13587, 13588 and two 178E	2 65

## KNEE LIFTER PARTS

NO.	PLATE	NAME	EACH
5596	7448	Bell Crank	\$ 05
5599	7448	" " Bracket	08
178E	7450	" " " Screw	03

## KNEE LIFTER PARTS

NO.	PLATE	NAME	EACH
5601	7446	Bell Crank Hinge Pin	\$ 01
5735	7446	" " Spring	02
5598	7448	Bell Crank complete, Nos. 5596, 5599, 5601 and 5735	20
13587	7448	Lifting Lever	15
13588	7448	" " Connecting Rod	08
12416	7446	" " " " Joint	08
76D	7446	" " " " Hinge Screw	06
1521E	7446	Lifting Lever Connecting Rod Lock Nut	03
802D	7450	" " Hinge Screw	10
2763	1511	Rock Shaft	10
12242	1511	" " Hanger with two wood screws 1 in. No. 10	08
2765	1511	Rock Shaft Knee Arm	10
2766	1511	" " " " Hub with 356c	15
356C	7450	Rock shaft Knee Arm Hub Set Screw	06
2768	—	Rock Shaft Knee Arm complete, Nos. 2765 to 2767	40
2767	1511	Rock Shaft Knee Plate with 356c	18
356C	7450	" " " " Set Screw	06
6337	1511	" " Lifting Bracket with two 356c	20
2778	1511	" " " " Hook	05
356C	7450	" " " " " Set Screw	06
356C	7450	Rock Shaft Lifting Bracket Set Screw	06
2770	1511	" " Stop Dog with 356c	12
356C	7450	" " " " Set Screw	06
2777	1511	Rock Shaft complete, Nos. 2763, 2768, 2770, 2778, 6337 and two 12242	1 00
17039	—	Knee Lifter complete, Nos. 76D, 802D, 1521E, 2777, 5598, 12416, 13587, 13588 and two 178E	1 75

## THREAD UNWINDER

FOR TWO LARGE SPOOLS OR TWO LARGE CONES OF THREAD

NO.	PLATE	NAME	EACH
27623	2837	Spool Pin	\$ 08
155C	7450	" " Set Screw	03
41530	2837	" Rest	30
41531	—	" " 41530 with 1149c and two each 155c and 27623	50
1149C	7450	Spool Rest Set Screw	04
27940	2837	" Stand with 453c	20



## THREAD UNWINDER

NO.	PLATE	NAME	EACH
41514	2837	Spool Weight, 4 in. diam., with 41515...	\$ 15
41515	7446	" " Centre Pin.....	05
27739	2837	Thread Cone (wood).....	05
41631	2837	" Guard with 208E and two 41569..	35
41569	7446	" " Eyelet.....	02
41637	2837	" " Rod (lower).....	10
41638	2837	" " " (upper).....	15
41639	2837	" " " Coupling with two 456c.....	20
456c	7450	Thread Guard Rod Coupling Set Screw..	02
41640	—	Thread Guard Rod complete, 30 in. long, Nos. 41637 to 41639.....	45
453c	2831	Thread Guard Rod Set Screw.....	02
208E	7450	" " Screw.....	02
41533	2837	Thread Unwinder complete, Nos. 27940, 41531, 41631, 41640, two each 27739, 41514 and three wood screws 1 in. No. 12	1 80

## LIST OF PARTS COMPLETE FOR FEED ROLLS

TO BE USED WITH UNDER DRIVER NO. 27985

NO.	PLATE	NAME	EACH
27971	2830	Feed Roll (lower) with two 446c.....	\$1 50
446c	2831	" " " Set Screw.....	03
27972	2829	" " " Shaft.....	75
11411	2831	" " " " Collar with 453c..	10
453c	2831	" " " " " Set Screw..	02
27973	2830	" " " " Support.....	50
27974	2830	" " " (upper).....	1 25
27975	2831	" " " Bar.....	50
6533	2831	" " " " Collar with 460c..	25
460c	2831	" " " " " Set Screw..	02
27976	2831	" " " " Guide Bracket with 454c.....	50
454c	2831	Feed Roll (upper) Bar Guide Bracket Set Screw.....	02
9532	2831	Feed Roll (upper) Bar Lifter with 9533..	20
81D	2831	" " " " " Hinge Screw	05
9533	2831	" " " " " Stop Pin...	02
2065	2831	" " " " Spring.....	05
27977	2830	" " " " Bracket with 453c and 910c.....	1 50
910c	2831	Feed Roll (upper) Bracket Set Screw....	03
2932	2830	" " " " Shaft.....	08
453c	2831	" " " " " Set Screw.....	02
27978	2829	" " Frame.....	4 75
27979	2829	" " Pulley (grooved) 9 $\frac{7}{8}$ in. diam., with 435c.....	1 50
435c	2831	Feed Roll Pulley (grooved) Set Screw....	04
27980	—	Feed Rolls complete, Nos. 81D, 2065, 2932, 6533, 9532, 11411, 27971 to 27979 and six wood screws 1 $\frac{1}{4}$ in. No. 12.....	13 50

## UNDER DRIVER

BALL BEARING, LEVER PRESSURE, TWO SPEED, RIGHT HAND.  
TO BE USED WITH FEED ROLLS NO. 27980

NO.	PLATE	NAME	EACH
27750	7468	Cone Pulley (grooved) two speed, 3 $\frac{5}{16}$ in. and 5 $\frac{3}{8}$ in. diam., with 878D and 12459. \$	60
25303	2641	Cone Pulley Ball, size $\frac{1}{4}$ in. .... per 100	1 00

## UNDER DRIVER

NO.	PLATE	NAME	EACH
27753	2641	Cone Pulley Ball Bearing Adjusting Ring	\$ 15
1143c	2641	“ “ “ “ “ “	
		Set Screw	03
27795	2641	Cone Pulley Ball Bearing Adjusting Ring	
		Set Screw Washer	per 100 25
878d	2641	Cone Pulley Oil Hole Stop Screw	06
12459	2641	“ “ “ “ “ “ Washer (leather)	per 100 50
27755	7468	Dress Guard	10
348E	2642	“ “ Screw	06
2718	2642	“ “ Washer	01
27981	2829	Driving Pulley (grooved) 5 $\frac{3}{8}$ in. diam., with 1337c, 7958, 27598 and 27982	60
27982	2830	Driving Pulley (grooved) 1 $\frac{1}{2}$ in. diam., with 451c	25
27598	—	Driving Pulley Friction Ring (leather)	05
7958	2642	“ “ “ “ Stop Pin	01
1337c	2831	“ “ Set Screw for 27981	04
451c	2831	“ “ “ “ 27982	03
27757	2641	“ “ Shaft	60
25303	2641	“ “ “ Ball, size $\frac{1}{4}$ in., per 100	1 00
27751	2641	Driving Pulley Shaft Ball Bearing Collar	25
27752	2641	“ “ “ “ “ “	
		Pin	04
27758	2641	Driving Pulley Shaft Ball Safety Washer	01
27759	2641	“ “ “ Screw Bearing Ball Case (left)	20
27760	—	Driving Pulley Shaft Screw Bearing Ball Case (left) complete, Nos. 27758, 27759, 27761 to 27763 and twelve 25303	50
27761	2641	Driving Pulley Shaft Screw Bearing Ball Case (left) Friction Stud	10
25303	2641	Driving Pulley Shaft Screw Bearing Ball Case (left) Friction Stud Ball, size $\frac{1}{4}$ in., per 100	1 00
27762	2641	Driving Pulley Shaft Screw Bearing Ball Case (left) Friction Stud Ball Plate	05
27763	2641	Driving Pulley Shaft Screw Bearing Ball Case (left) Friction Stud Ball Plate Washer	01
27754	2641	Driving Pulley Shaft Screw Bearing Ball Case (left) Friction Stud Extension Pin	02
1122c	2641	Driving Pulley Shaft Screw Bearing Ball Case (left) Set Screw	03

## UNDER DRIVER

NO.	PLATE	NAME	EACH
27764	2641	Driving Pulley Shaft Screw Bearing Ball Case (right)	\$ 20
27765	—	Driving Pulley Shaft Screw Bearing Ball Case (right) complete, Nos. 27758, 27764 and eight 25303	30
1122c	2641	Driving Pulley Shaft Screw Bearing Ball Case (right) Set Screw	03
27983	2829	Frame with two 1122c	75
27767	7468	Lever with 27768 and two 27878	35
1093c	2642	“ Adjusting Screw	10
1513J	2642	“ “ “ Nut	05
27768	2642	“ Brake (leather, two pieces)	03
27878	2642	“ “ Rivet	01
1092E	2642	“ Hinge Screw	20
1507J	2642	“ “ “ Nut	05
27769	2642	“ Spring	10
27070	1165	Shaft Driving Pulley (sectional, grooved) 10 in. diam., 1 $\frac{3}{16}$ in. bore, with two 597c	15
597c	2642	Shaft Driving Pulley Clamping Screw	08
27636	1165	Treadle	30
9082	2642	“ Bearing Cotter Pin	01
27637	7468	“ Pitman Rod (lower)	05
27638	2642	“ “ “ “ Spring	03
27639	7468	“ “ “ (upper)	05
9079	7468	“ “ “ Clamp with 354c	12
354c	2642	“ “ “ “ Screw	06
27640	7468	Treadle Pitman complete, Nos. 2762, 9079 and 27637 to 27639	35
2878	1165	Treadle Stand	15
2762	2642	“ Stop Collar with 362F	10
362F	2642	“ “ “ Set Screw	05
27642	—	Treadle complete, Nos. 2878, 9082, 27636 and four wood screws 1 in. No. 16	45
27643	—	Treadle and Pitman complete, Nos. 27640 and 27642	80
27984	—	Transmitter complete, Nos. 348E, 1092E, 1093c, 1507J, 1513J, 2718, 27750 to 27752, 27751, 27755, 27757, 27760, 27765, 27767, 27769, 27981, 27983, two each 1143c, 27753, 27795, three wood screws 2 in. No. 16 and twenty-two 25303	4 25
27985	—	Under Driver (ball bearing) lever pressure, two speed, right hand, complete, Nos. 27070, 27643 and 27984	5 25

**OBSOLETE PARTS**

NO.	PLATE	NAME	EACH
13815	—	Needle Bar Connecting Stud with 1904 and two 640c, use 13896 .....	\$1 00
640c	7450	Needle Bar Connecting Stud Clamping Screw for 13815 .....	02

**NUMERICAL LIST OF PARTS**  
**FOR**  
**MACHINE No. 52-52**

## NUMERICAL LIST OF PARTS

NO.	PLATE	NAME	EACH
55d	7449	Tape Holder Cover Hinge Screw for 28994	12
74E	7444	Feed Regulator Hinge Screw	08
76d	7446	Lifting Lever Connecting Rod Joint Hinge Screw for 43725 and 47039	06
81d	2831	Feed Roll (upper) Bar Lifter Hinge Screw for 27980	05
135d	7450	Corder Screw for 28559	05
138E	7450	Arm Screw (right)	05
144d	7450	" Shaft Screw	08
145E	7450	Crank Connecting Rod Cap Screw for 43799	04
145E	7450	Feed Lifting Rock Shaft Connecting Rod Cap Screw for 43808	04
155c	7450	Thread Unwinder Spool Pin Set Screw for 41531	03
157d	7444	Feed Lifting Rock Shaft Crank Clamping Screw for 2509	04
175d	7444	Corder Arm Adjusting Screw for 28555	02
175E	7444	Needle Bar Connecting Stud Clamping Screw for 43896	02
178E	7450	Bell Crank Bracket Screw for 43725 and 47039	03
190d	7442	Face Plate Screw	03
190d	7442	Presser Foot Screw	03
190d	7442	Thread Controller Post Screw	03
191c	7450	Feed Dog Screw	03
208E	7450	Thread Unwinder Thread Guard Screw for 41631	02
210d	7450	Balance Wheel Oil Cover Screw	04
217E	7450	Looper Carrier Shaft Set Screw for 43844	03
219d	7450	Thread Guide (side of arm) Screw	02
233d	7442	" Controller Spring Screw for 43847	02
237E	7450	Looper Carrier Set Screw for 43881	02
263E	7450	Pressure Regulating Thumb Screw	20
284d	7449	Tape Holder Thumb Screw for 26065	10
286d	7450	Arm Side Cover Thumb Screw	10
286d	7450	Tape Holder Disc Hub Thumb Screw for 26062	10
286d	7450	Tape Holder Tension Adjusting Collar Thumb Screw for 26073	10
307c	7450	Feed Lifting Rock Shaft Screw Centre	06
307c	7450	" Rock Shaft Screw Centre	06
315c	2642	" Bar Screw Centre	04

## NUMERICAL LIST OF PARTS

NO.	PLATE	NAME	EACH
348E	2642	Under Driver Dress Guard Screw for 27984	\$ 06
354c	2642	“ “ Treadle Pitman Rod Clamp Screw for 9079.....	06
356c	7450	Rock Shaft Knee Arm Hub Set Screw for 2766.....	06
356c	7450	Rock Shaft Knee Plate Set Screw for 2767	06
356c	7450	“ “ Lifting Bracket Hook Set Screw for 6337.....	06
356c	7450	Rock Shaft Lifting Bracket Set Screw for 6337.....	06
356c	7450	Rock Shaft Stop Dog Set Screw for 2770.	06
362E	2642	Under Driver Treadle Stop Collar Set Screw for 2762.....	05
375c	7450	Crank Connecting Rod Hinge Screw.....	12
375c	7450	Feed Lifting Rock Shaft Connecting Rod Hinge Screw.....	12
378c	7444	Feed Connecting Link Hinge Screw (long)	10
378c	7444	“ Forked Connection Hinge Screw....	10
380c	7444	“ Connecting Link Hinge Screw (short)	10
435c	2831	“ Roll Pulley (grooved) Set Screw for 27979.....	04
435c	2831	Needle Bar Crank Set Screw for 13816....	04
443c	7450	Arm Shaft Flanged Bushing (front) Set Screw.....	03
446c	2831	Arm Shaft Flanged Bushing (back) Set Screw.....	03
446c	2831	Feed Roll (lower) Set Screw for 27971....	03
448c	7450	Balance Wheel Set Screw for 13796.....	03
448c	7450	Feed and Feed Lifting Eccentric Set Screw for 13803.....	03
448c	7450	Looper Carrier Shaft Bushing Set Screw	03
448c	7450	Oscillating Rock Shaft Hinge Pin Set Screw.....	03
451c	2831	Under Driver Driving Pulley Set Screw for 27982.....	03
453c	2831	Feed Roll (lower) Shaft Collar Set Screw for 11411.....	02
453c	2831	Feed Roll (upper) Shaft Set Screw for 27977.....	02
453c	2831	Presser Bar Lifting Bracket Set Screw for 2953.....	02
453c	2831	Thread Unwinder Thread Guard Rod Set Screw for 27910.....	02
454c	2831	Feed Roll (upper) Bar Guide Bracket Set Screw for 27976.....	02
456c	7450	Thread Unwinder Thread Guard Rod Coupling Set Screw for 41639.....	02

## NUMERICAL LIST OF PARTS

NO.	PLATE	NAME	EACH
460c	2831	Feed Roll (upper) Bar Collar Set Screw for 6533.....	\$ 02
465c	7444	Feed Rock Shaft Crank Set Screw for 2048.....	02
597c	2642	Under Driver Shaft Driving Pulley Clamping Screw for 27070.....	08
620E	7445	Needle Set Screw for 13525.....	02
637c	7442	Tension Screw Stud for 13885.....	08
640c	7450	Needle Bar Connecting Stud Clamping Screw for 13815, obsolete.....	02
691E	7450	Throat Plate Screw.....	04
736D	7449	Tape Holder Foot Thumb Screw for 26064 and 26325.....	10
747D	7444	Feed Regulator Thumb Screw.....	10
794E	7444	Needle Bar Connecting Link Adjusting Screw for 13582.....	05
802D	7450	Lifting Lever Hinge Screw for 13725 and 17039.....	10
853c	7450	Looper Set Screw for 13881.....	02
878D	2641	Under Driver Cone Pulley Oil Hole Stop Screw for 27750.....	06
880E	7450	Arm Screw (left).....	06
881c	7444	Needle Bar Connecting Link Hinge Screw	10
883B	7445	Thread Take-up Plate Screw.....	04
898D	7450	Arm Oil Tube Bracket Screw.....	04
910c	2831	Feed Roll (upper) Bracket Set Screw for 27977.....	03
914E	7442	Tension Bracket Screw.....	04
970D	7446	Bed Frame Thumb Screw for 13697.....	20
1058c	7445	Presser Bar Lifter Hinge Screw.....	10
1092E	2642	Under Driver Lever Hinge Screw for 27984.....	20
1093c	2642	Under Driver Lever Adjusting Screw for 27984.....	10
1122c	2641	Under Driver Driving Pulley Shaft Screw Bearing Ball Case (left) Set Screw for 27983.....	03
1122c	2641	Under Driver Driving Pulley Shaft Screw Bearing Ball Case (right) Set Screw for 27983.....	03
1143c	2641	Under Driver Cone Pulley Ball Bearing Adjusting Ring Set Screw for 27984....	03
1149c	7450	Thread Unwinder Spool Rest Set Screw for 41531.....	04
1253c	7445	Looper Driving Shaft Crank Set Screw for 13812.....	03

## NUMERICAL LIST OF PARTS

NO.	PLATE	NAME	EACH
1253c	7445	Looper Driving Shaft Link Hinge Pin Set Screw for 13818.....	\$ 03
1293c	7450	Needle Bar Crank Position Screw for 13816.....	10
1337c	2831	Under Driver Driving Pulley Set Screw for 27981.....	04
1507j	2642	Under Driver Lever Hinge Screw Nut for 27984.....	05
1513j	2642	Feed Lifting Rock Shaft Screw Centre Nut	05
1513j	2642	“ Rock Shaft Screw Centre Nut.....	05
1513j	2642	Under Driver Lever Adjusting Screw Nut for 27984.....	05
1518E	7450	Crank Connecting Rod Hinge Screw Nut.	04
1518E	7450	Feed Lifting Rock Shaft Connecting Rod Hinge Screw Nut.....	04
1519E	7450	Feed Bar Screw Centre Nut.....	03
1520E	7444	“ Connecting Link Hinge Screw Nut.	03
1520E	7444	“ Forked Connection Hinge Screw Nut	03
1520E	7444	Presser Bar Lifter Hinge Screw Nut.....	03
1521E	7446	Lifting Lever Connecting Rod Lock Nut for 13725 and 17039.....	03
1547D	7442	Tension Screw Stud Nut for 13885.....	03
1560c	7442	“ Regulating Thumb Nut for 13885	04
1813	7444	Feed Lifting Rock Shaft Crank Roller and Stud for 2509.....	20
1904	7444	Needle Bar Connecting Stud Roller (roller only) for 13815 and 13896.....	12
2039	7444	Feed Connecting Link.....	15
2046	—	Feed Rock Shaft complete, Nos. 2047 and 2048.....	50
2047	7440	Feed Rock Shaft for 2046.....	35
2048	7444	“ “ “ Crank with 465c, for 2046.....	15
2049	7444	Feed Rock Shaft Crank Pin.....	01
2058	7441	Presser Bar.....	30
2065	2831	Feed Roll (upper) Bar Spring for 27980..	05
2070	7445	Presser Bar Spring Washer.....	01
2164	7444	Feed Regulator.....	20
2273	7445	Needle Clamp Pin.....	01
2509	7441	Feed Lifting Rock Shaft Crank with 157j and 1813, for 13807.....	40
2718	2642	Under Driver Dress Guard Screw Washer for 27984.....	01
2762	2642	Under Driver Treadle Stop Collar with 362r, for 27640.....	10
2763	1511	Rock Shaft for 2777 and 4880.....	10

## NUMERICAL LIST OF PARTS

NO.	PLATE	NAME	EACH
Nos. 2765 TO 2767 FOR 2768.			
2765	1511	Rock Shaft Knee Arm.....	\$ 10
2766	1511	“ “ “ “ Hub with 356c....	15
2767	1511	“ “ “ “ Plate with 356c.....	18
2768	—	Rock Shaft Knee Arm complete for 2777, Nos. 2765 to 2767.....	40
2770	1511	Rock Shaft Stop Dog with 356c, for 2777 and 4880.....	12
2777	1511	Rock Shaft complete for 17039, Nos. 2763, 2768, 2770, 2778, 6337 and two 12242..	1 00
2778	1511	Rock Shaft Lifting Bracket Hook for 2777.....	05
2878	1165	Under Driver Treadle Stand for 27642....	15
2921	7442	Tension Disc for 13885.....	05
2932	2830	Feed Roll (upper) Shaft for 27980.....	08
2953	7445	Presser Bar Lifting Bracket with 453c....	30
3100	7445	Presser Bar Spring.....	05
2978	1514	Drip Pan for 13697.....	25
4389	7445	Arm Dowel Pin.....	02
4822	7447	Wrench for 1521 and 1547 (Accessories)..	05
4879	7448	Chain Connecting Link for 4885.....	03
4880	1516	Rock Shaft complete for 13725, Nos. 2763, 2770, 7125, 12243 and two each 6337 and 12242.....	1 00
Nos. 4881 TO 4884 FOR 4885.			
4881	1516	Treadle.....	30
4882	7448	“ Shaft.....	05
4883	7448	“ Spring.....	10
4884	1516	“ Stand.....	25
4885	1516	Treadle complete for 13725, Nos. 4879, 4881 to 4884 and two wood screws 1 in. No. 16.....	75
5596	7448	Bell Crank for 5598.....	05
5598	7448	Bell Crank complete for 13725 and 17039, Nos. 5596, 5599, 5601 and 5735.....	20
5599	7448	Bell Crank Bracket for 5598.....	08
5601	7446	“ “ Hinge Pin for 5598.....	01
5670	—	Chain, length 26 in. to 35 in., for 13725....	15
5735	7446	Bell Crank Spring for 5598.....	02
6337	1511	Rock Shaft Lifting Bracket with two 356c, for 2777 and 4880.....	20
6533	2831	Feed Roll (upper) Bar Collar with 460c, for 27980.....	25
7125	1516	Rock Shaft Lifting Bracket Hook for 4880	15
7263	7446	Bed Frame Hinge Connection (long) for 13697.....	08

## NUMERICAL LIST OF PARTS

NO.	PLATE	NAME	EACH
7958	2642	Under Driver Driving Pulley Friction Ring Stop Pin for 27981.....	\$ 01
8908	7447	Wrench for 1519 and 1520 (Accessories)...	08
8909	7447	“ “ 1513 and 1518 (Accessories) ..	10
9079	7468	Under Driver Treadle Pitman Rod Clamp with 354c, for 27640.....	12
9082	2642	Under Driver Treadle Bearing Cotter Pin for 27642.....	01
9532	2831	Feed Roll (upper) Bar Lifter with 9533, for 27980.....	20
9533	2831	Feed Roll (upper) Bar Lifter Stop Pin for 9532.....	02
11118	7446	Bed Frame Cushion (leather) for 13697...	02
11411	2831	Feed Roll (lower) Shaft Collar with 453c, for 27980.....	10
12242	1511	Rock Shaft Hanger with two wood screws 1 in. No. 10, for 2777 and 4880.....	08
12243	1516	Rock Shaft Lifting Bracket Hook for 4880	15
12361	7446	Machine Hinge Connection for 41140....	15
12405	7446	“ Rest, felt (Accessories).....	02
12416	7446	Lifting Lever Connecting Rod Joint for 13725 and 17039.....	08
12459	2641	Under Driver Cone Pulley Oil Hole Stop Screw Washer (leather) for 27750.....	per 100
13211	7446	Tape Holder Tension Adjusting Spring for 26074.....	02
13516	7445	Looper Carrier Shaft.....	50
13525	7451	Needle Clamp with two 620e or 50014e, for $\frac{1}{8}$ in. to $\frac{1}{4}$ in. gauge.....	1 00
13581	7441	Needle Bar (hollow).....	60
13582	7444	“ “ Connecting Link with 794e....	50
13587	7448	Lifting Lever for 13725 and 17039.....	15
13588	7448	“ “ Connecting Rod for 13725 and 17039.....	08
13589	7442	Tension Disc Steady Pin for 13884.....	01
13589	7442	“ Thread Guide Pin for 13884.....	01
13594	7445	Thread Take-up Plate.....	20
13635	1514	Drip Pan with four 1 in. wire nails.....	20
13697	1511	Bed Frame with 970b, 2978, 7263, 14098, two 14008 and four each 11118 and wood screws 1 $\frac{1}{4}$ in. No. 12.....	1 25
13710	7442	Tension Spring for 13885.....	03
13725	—	Foot Lifter complete, Nos. 76b, 802b, 1521e, 4880, 4885, 5598, 5670, 12416, 13587, 13588 and two 178e.....	2 65

## NUMERICAL LIST OF PARTS

NO.	PLATE	NAME	EACH
*13789	—	Arm.....	\$4 50
13790 to 13792	—	Nos. cancelled.	
13793	7440	Arm Shaft.....	1 25
13794	7440	“ “ Flanged Bushing (back).....	30
13795	7440	“ “ “ “ (front).....	30
13796	7441	Balance Wheel, 2 $\frac{3}{16}$ in. pulley, with two 448c.....	80
13797	7441	Balance Wheel Oil Cover.....	10
*13798	—	Bed.....	4 50
13799	7441	Crank Connecting Rod with 13800 and two 145e.....	65
*13800	—	Crank Connecting Rod Cap for 13799....	—
13802	7443	Feed Bar.....	40
13803	7444	“ and Feed Lifting Eccentric with 448c	50
13804	7444	“ “ “ “ Sleeve.....	75
13805	7440	“ Forked Connection.....	50
13806	7440	“ Lifting Rock Shaft for 13897.....	30
13807	—	Feed Lifting Rock Shaft complete, Nos. 2509 and 13806.....	75
13808	7440	Feed Lifting Rock Shaft Connecting Rod with 43977 and two 145e.....	80
13809	7445	Looper.....	50
13811	7441	“ Driving Shaft with 217e.....	50
13812	7445	“ “ “ Crank with two 1253c.....	75
13813	7445	Looper Driving Shaft Link.....	50
13814	7445	“ “ “ “ Hinge Pin.....	05
13815	—	Needle Bar Connecting Stud with 1901 and two 640c, obsolete, use 13896.....	1 00
13816	7440	Needle Bar Crank with 435c and 1293c....	75
13818	7445	Oscillating Rock Shaft with 1253c.....	2 00
13819	7445	“ “ “ “ Hinge Pin.....	50
13820	7445	“ “ “ “ “ Bushing.....	50
13821 to 13830	—	Nos. cancelled.	
		Nos. 13831 to 13833 run 13834.	
13831	7442	Arm Oil Tube (left) with 49092, for oiling 13811.....	10
13832	7442	Arm Oil Tube (right) with 49092, for oiling 13813.....	10
13833	—	Arm Oil Tube Bracket.....	20
13834	7442	“ “ “ “ 13833 with 13831 and 1332.....	40
13836	7445	Looper Carrier Shaft Bushing.....	25
13844	7442	Thread Controller Post for 13847.....	45
13845	7442	“ “ Spring for 13847.....	05
13846	7442	“ “ Thread Guide.....	25

## NUMERICAL LIST OF PARTS

NO.	PLATE	NAME	EACH
13847	—	Thread Controller complete, Nos. 233b, 13844 and 13845.....	\$ 50
13849	7441	Face Plate.....	45
13862	7442	Arm Oil Tube with 29599, for oiling 13799 and 13804, for 13890 and 13913.....	06
13881	7451	Looper Carrier with two each 237e and 853c.....	1 00
13882	7451	Needle Clamp with two 50014e, for $\frac{3}{16}$ in. gauge and above.....	1 00
13884	7452	Tension Bracket with four 13589, for 13885.....	65
13885	—	Tension Bracket complete, Nos. 13884, two each 637c, 1547b, 1560c, 13710 and four 2921.....	1 20
13886	7451	Thread Guide (side of arm) two holes... ..	20
13889	—	" " (back of arm) two holes, for 13890.....	1 00
13890	7452	Thread Guide (back of arm) 13889 with 13862.....	1 05
13896	7444	Needle Bar Connecting Stud with 1904 and two 175e.....	1 00
13912	—	Thread Guide (top of arm) two holes, for 13913.....	30
13913	7451	Thread Guide (top of arm) 13912 with 13862.....	35
14008	7446	Bed Frame Hinge Connection Pin for 13697.....	01
14098	7446	Bed Frame Hinge Connection (short) for 13697.....	08
15196	7441	Arm Side Cover.....	10
17039	—	Knee Lifter complete, Nos. 76b, 802b, 1521e, 2777, 5598, 12416, 13587, 13588 and two 178e.....	1 75
21350	7444	Feed Regulator Thumb Screw Stop.....	20
25303	2641	Under Driver Cone Pulley Ball, size $\frac{1}{4}$ in., for 27984..... per 100	1 00
25303	2641	Under Driver Driving Pulley Shaft Ball, size $\frac{1}{4}$ in., for 27760 and 27765..... per 100	1 00
25303	2641	Under Driver Driving Pulley Shaft Screw Bearing Ball Case (left) Friction Stud Ball, size $\frac{1}{4}$ in., for 27760..... per 100	1 00
25790	7449	Corder Arm Hinge Pin for 28555.....	01
26026	7447	Screw Driver, large (Accessories).....	10
26061	989	Tape Holder Bracket Wire with Disc for 26063.....	20
26062	989	Tape Holder Disc (adjustable) with 286b and 35925, for 26063.....	30

## NUMERICAL LIST OF PARTS

NO.	PLATE	NAME	EACH
26063	989	Tape Holder (straight) 8 in. disc, complete, for 26065, Nos. 26061 and 26062	\$ 50
26064	7448	Tape Holder Foot with 736b and three wood screws 1 in. No. 12, for 26343.....	20
26065	—	Tape Holder with Foot complete, Nos. 26063 and 26325.....	70
26066	989	Tape Holder Bracket Wire for 26067.....	20
26067	—	Tape Holder Bracket Wire complete for 26074, Nos. 26066, 26068 and 26072.....	60
26068	989	Tape Holder Disc for 26067 and 26071.....	15
26069	989	" " " " Hub for 26071.....	25
26070	7446	" " " " Rivet for 26071, ..... per 100	10
26071	—	Tape Holder Disc complete for 26074, Nos. 26068, 26069 and three 26070.....	40
26072	989	Tape Holder Tape Guide for 26067.....	10
26073	7449	" " Tension Adjusting Collar with 286b, for 26071.....	15
26074	989	Tape Holder (offset) 10 in. disc, complete, for 26343, Nos. 13211, 26067, 26071 and 26073.....	1 25
26325	7448	Tape Holder Foot with 736b and three wood screws 1 in. No. 12, for 26065.....	20
26343	—	Tape Holder with Foot complete, Nos. 26064 and 26074.....	1 45
26354	1512	Corder Cord Guide Eyelet for 26356.....	05
26355	1512	" " " " Plate for 26356.....	40
26356	1512	Corder Cord Guide (table) complete, Nos. 26355 and seven 26354.....	75
26357	1512	Corder Cord Tension Plate for 26359.....	80
26358	1512	" " " " Pin for 26359.....	02
26359	1512	Corder Cord Tension (bed) complete, Nos. 26357 and ten 26358.....	1 00
26485	7447	Screw Driver, small (Accessories).....	05
27070	1165	Under Driver Shaft Driving Pulley (sectional, grooved) 10 in. diam., $1\frac{3}{16}$ in. bore, with two 597c, for 27985.....	45
27598	—	Under Driver Driving Pulley Friction Ring (leather) for 27981.....	05
27623	2837	Thread Unwinder Spool Pin for 41531.....	08
27636	1165	Under Driver Treadle for 27642.....	30
		Nos. 27637 TO 27639 FOR 27640.	
27637	7468	Under Driver Treadle Pitman Rod (lower)	05
27638	2642	" " " " " " " " Spring.....	03
27639	7468	Under Driver Treadle Pitman Rod (upper)	05



## NUMERICAL LIST OF PARTS

NO.	PLATE	NAME	EACH
27640	7468	Under Driver Treadle Pitman complete for 27643, Nos. 2762, 9079 and 27637 to 27639.....	\$ 35
27642	—	Under Driver Treadle complete for 27643, Nos. 2878, 9082, 27636 and four wood screws 1 in. No. 16.....	45
27643	—	Under Driver Treadle and Pitman complete for 27985, Nos. 27640 and 27642.....	80
27739	2837	Thread Unwinder Thread Cone (wood) for 41533.....	05
Nos. 27750 to 27755 for 27984.			
27750	7468	Under Driver Cone Pulley (grooved) two speed, 3 $\frac{1}{8}$ in. and 5 $\frac{3}{8}$ in. diam., with 878b and 12459.....	60
27751	2641	Under Driver Driving Pulley Shaft Ball Bearing Collar.....	25
27752	2641	Under Driver Driving Pulley Shaft Ball Bearing Collar Pin.....	04
27753	2641	Under Driver Cone Pulley Ball Bearing Adjusting Ring.....	15
27754	2641	Under Driver Driving Pulley Shaft Screw Bearing Ball Case (left) Friction Stud Extension Pin.....	02
27755	7468	Under Driver Dress Guard.....	10
27757	2641	“ “ Driving Pulley Shaft for 27984.....	60
27758	2641	Under Driver Driving Pulley Shaft Ball Safety Washer for 27760 and 27765.....	01
27759	2641	Under Driver Driving Pulley Shaft Screw Bearing Ball Case (left) for 27760.....	20
27760	—	Under Driver Driving Pulley Shaft Screw Bearing Ball Case (left) complete for 27984, Nos. 27758, 27759, 27761 to 27763 and twelve 25303.....	50
Nos. 27761 to 27763 for 27760.			
27761	2641	Under Driver Driving Pulley Shaft Screw Bearing Ball Case (left) Friction Stud.....	10
27762	2641	Under Driver Driving Pulley Shaft Screw Bearing Ball Case (left) Friction Stud Ball Plate.....	05
27763	2641	Under Driver Driving Pulley Shaft Screw Bearing Ball Case (left) Friction Stud Ball Plate Washer.....	01
27764	2641	Under Driver Driving Pulley Shaft Screw Bearing Ball Case (right) for 27765.....	20

## NUMERICAL LIST OF PARTS

NO.	PLATE	NAME	EACH
27765	—	Under Driver Driving Pulley Shaft Screw Bearing Ball Case (right) complete for 27984, Nos. 27758, 27764 and eight 25303.....	\$ 30
27767	7468	Under Driver Lever with 27768 and two 27878, for 27984.....	35
27768	2642	Under Driver Lever Brake (leather, two pieces) for 27767.....	03
27769	2642	Under Driver Lever Spring for 27984.....	10
27795	2641	“ “ Cone Pulley Ball Bearing Adjusting Ring Set Screw Washer for 27984..... per 100	25
27878	2642	Under Driver Lever Brake Rivet for 27767.....	01
27940	2837	Thread Unwinder Spool Stand with 453c, for 41533.....	20
Nos. 27971 to 27979 for 27980.			
27971	2830	Feed Roll (lower) with two 446c.....	1 50
27972	2829	“ “ “ Shaft.....	75
27973	2830	“ “ “ “ Support.....	50
27974	2830	“ “ (upper).....	1 25
27975	2831	“ “ “ Bar.....	50
27976	2831	“ “ “ “ Guide Bracket with 454c.....	50
27977	2830	Feed Roll (upper) Bracket with 453c and 910c.....	1 50
27978	2829	Feed Roll Frame.....	4 75
27979	2829	“ “ Pulley (grooved) 9 $\frac{7}{8}$ in. diam., with 435c.....	1 50
27980	—	Feed Rolls complete for 27985, Nos. 81b, 2065, 2932, 6533, 9532, 11414, 27971 to 27979 and six wood screws 1 $\frac{1}{4}$ in. No. 12.....	13 50
27981	2829	Under Driver Driving Pulley (grooved) 5 $\frac{7}{8}$ in. diam., with 1337c, 7958, 27598 and 27982, for 27981.....	60
27982	2830	Under Driver Driving Pulley (grooved) 1 $\frac{1}{2}$ in. diam., with 451c, for 27981.....	25
27983	2829	Under Driver Frame with two 1122c, for 27981.....	75
27984	—	Under Driver Transmitter complete for 27985, Nos. 348e, 1092e, 1093c, 1507i, 1513i, 2718, 27750 to 27752, 27754, 27755, 27757, 27760, 27765, 27767, 27769, 27981, 27983, two each 1143c, 27753, 27795, three wood screws 2 in. No. 16 and twenty-two 25303.....	4 25

NO.	PLATE	NAME	EACH
27985	—	Under Driver (ball bearing) lever pressure, two speed, right hand, complete, Nos. 27070, 27643 and 27984.....	\$ 5 25
28550	7453	Corder Arm with Tip and Cord Guides for 28555.....	3 00
28554	7453	Corder Arm Bracket for 28555.....	50
28555	7453	Corder Arm and Bracket complete for 28559, Nos. 175D, 25790, 28550 and 28554.....	3 50
28559	—	Corder complete, Nos. 135D, 28555 and 30302.....	5 00
28994	2116	Tape Holder (5 in. diam.) complete, for under the bench, Nos. 55D, 36795, 36796 and two wood screws 1¼ in. No. 10....	1 50
29599	7442	Arm Oil Tube Packing (felt) for 13862, per 100.....	25
30301	5464	Presser Foot, for general work.....	1 00
30302	5464	“ “ “ 28559.....	1 50
30303	5465	“ “ “ gathering.....	1 75
30304	5466	“ “ “ strip folding.....	3 50
30305	5464	“ “ “ collars and cuffs.....	1 00
30306	5465	“ “ (tube).....	2 00
30307	5467	“ “ for inside stays.....	1 50
30308	5466	“ “ with upper and lower strip folder.....	5 00
30309	5468	Presser Foot, for strip folding with tube, for cording.....	4 00
30310	4683	Presser Foot (strip folding) with guides for cord between outside edge of strip and needle.....	5 00
30311	5468	Presser Foot (strip folding) with two cord tubes for cording edges of folded strip.....	5 00
30312	5465	Presser Foot (tube) for double strips.....	2 25
30313	3025	“ “ (spring hinged) for double strips (tube) for reeding.....	3 50
30314	3025	Presser Foot (spring hinged) for general work.....	1 75
30315	3026	Presser Foot with keel, slotted for tape..	1 75
31001	3026	“ “ (strip folding) with three cord tubes.....	4 50
31002	5467	Presser Foot with guides on bottom, for outside stays and strips.....	1 75
31004	3081	Presser Foot (strip folding) for short strips.....	4 00
31005	3082	Presser Foot (strip folding) for folding or hemming both edges of strip in one operation, for narrow hem.....	4 25

NO.	PLATE	NAME	EACH
31007	3124	Presser Foot with keel, slotted for tape, for staying.....	\$ 1 75
31008	4632	Presser Foot, hinged sideways.....	3 25
31009	3124	“ “ slotted in front of needle hole, for tape.....	1 75
31010	4639	Presser Foot (tube) for bobbinette strip 2 in. wide (edges not folded) with right and left hand guides, for stitching lace to each edge of strip in one operation..	7 00
31011	5469	Presser Foot (tube) hinged.....	2 75
31012	4662	“ “ (strip folding) hinged, for turning under the right hand edge and overlapping the left hand edge.....	4 75
31013	5424	Presser Foot (strip folding) hinged, for folding or hemming both edges of strip, with right and left hand guides for stitching lace to each edge of strip in one operation.....	10 00
31014	5470	Presser Foot (hinged) for lap seam feller..	2 00
31015	5430	“ “ (strip folding) for long strips for making strips from ½ in. to 1 in. wide when folded.....	5 00
31016	5439	Presser Foot (strip folding) for long strips for making strips from 1 ⅛ in. to 2 ⅜ in. wide when folded.....	8 00
31017	5470	Presser Foot (hinged, adjustable) for gathering.....	5 50
31018	5441	Presser Foot (strip folding) for folding or hemming both edges of strip in one operation, for wide hem.....	9 00
31019	5457	Presser Foot (hinged) for general work..	2 50
31020	5469	“ “ (tube) for strip and under strip.....	4 00
31021	5471	Presser Foot with upper and lower strip folder.....	8 00
31022	5467	Presser Foot, plain bottom, for outside stays and strips.....	2 00
35143	7447	Tweezers, 4 in. (Accessories).....	10
35925	7449	Tape Holder Disc Hub for 26062.....	10
36079	7469	Hemmer on Shank, for light material, for general work.....	7 00
36080	7540	Presser Foot for 36079.....	1 75
36569	7447	Oiler with 36571, for 36570.....	05
36570	—	“ 36569, filled with oil (Accessories)..	08
36571	7447	“ Spout, 1¾ in. long, with 36807, for 36569.....	01
36795	—	Tape Holder Body for 28994.....	1 00

## NUMERICAL LIST OF PARTS

NO.	PLATE	NAME	EACH
36796	—	Tape Holder Cover for 28994.....	\$ 40
36807	7446	Oiler Spout Washer (leather) for 36571..	01
41400	7447	Machine Rest Pin (wood) 3 1/8 in. long (Accessories).....	04
41514	2837	Thread Unwinder Spool Weight, 4 in. diam., with 41515, for 41533.....	15
41515	7446	Thread Unwinder Spool Weight Centre Pin for 41514.....	05
41530	2837	Thread Unwinder Spool Rest for 41531..	30
41531	—	" " " " 41530 with 1149c and two each 155c and 27623, for 41533.....	50
41533	2837	Thread Unwinder complete, for two large spools or two large cones of thread, Nos. 27940, 41531, 41631, 41640, two each 27739, 41514 and three wood screws 1 in. No. 12.....	1 80
41569	7446	Thread Unwinder Thread Guard Eyelet for 41631.....	02
41631	2837	Thread Unwinder Thread Guard with 208E and two 41569, for 41533.....	35
Nos. 41637 to 41639 for 41640.			
41637	2837	Thread Unwinder Thread Guard Rod (lower).....	10
41638	2837	Thread Unwinder Thread Guard Rod (upper).....	15
41639	2837	Thread Unwinder Thread Guard Rod Coupling with two 456c.....	20
41640	—	Thread Unwinder Thread Guard Rod complete, 30 in. long, for 41533, Nos. 41637 to 41639.....	45
*43977	—	Feed Lifting Rock Shaft Connecting Rod Cap for 13808.....	30
44139	7446	Machine Hinge Plate for 44140.....	15
44140	—	Machine Hinge complete, Nos. 12361, 44139 and wood screw 1 1/4 in. No. 14 (Accessories).....	30
48042	5371	Feed Dog.....	1 75
48043	5372	" ".....	1 75
48044	5373	" ".....	1 75
48045	5374	" ".....	2 00
48046	5375	" " for general work.....	1 75
48047	5376	" ".....	1 75
48048	5377	" ".....	1 75
48049	5378	" " for lap seam feller.....	1 75
48050	5379	" ".....	1 75

## NUMERICAL LIST OF PARTS

NO.	PLATE	NAME	EACH
48062	5371	Throat Plate for 48042.....	\$ 2 00
48063	5372	" " " 48043.....	2 00
48064	5373	" " " 48044.....	2 00
48065	5374	" " " 48045.....	2 00
48066	5375	" " " 48046.....	2 00
48067	5376	" " " 48047.....	2 00
48068	5377	" " (large needle hole) for 48048	2 00
48069	5378	" " for 48049.....	2 00
48070	5379	" " " 48050.....	2 50
49092	7442	Arm Oil Tube Packing (felt) for 13831 and 13832.....	01
50014F	7445	Needle Set Screw, for 3/4 in. gauge and above, for 13525 and 13882.....	02
50062J	7450	Thread Guide (top of arm) Screw.....	07
52016	7445	Presser Bar Lifter.....	20
54897	7442	Arm Oil Cup.....	10
56006	7442	" Shaft Flanged Bushing (back) Oil Pad (braided cotton).....	01
56006	7442	Arm Shaft Flanged Bushing (front) Oil Pad (braided cotton).....	01


**ILLUSTRATIONS OF PARTS**

**FOR**

**MACHINE No. 52-52**

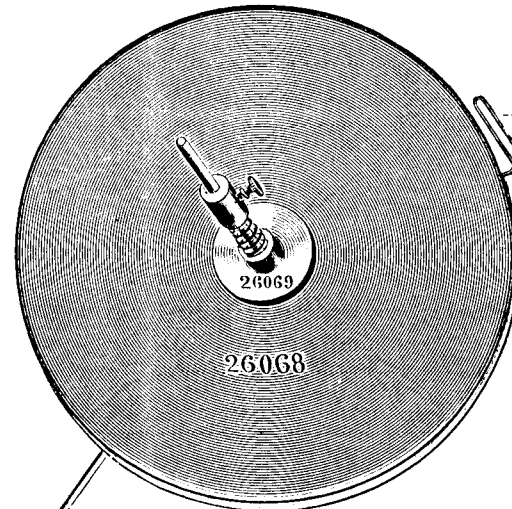
PLATE 989—ONE-FOURTH SIZE

26063



---26061

26074




---26072

---26066

PLATE 1165—ONE-FOURTH SIZE

27070



2878



27636




PLATE 1511—ONE-FOURTH SIZE

13697

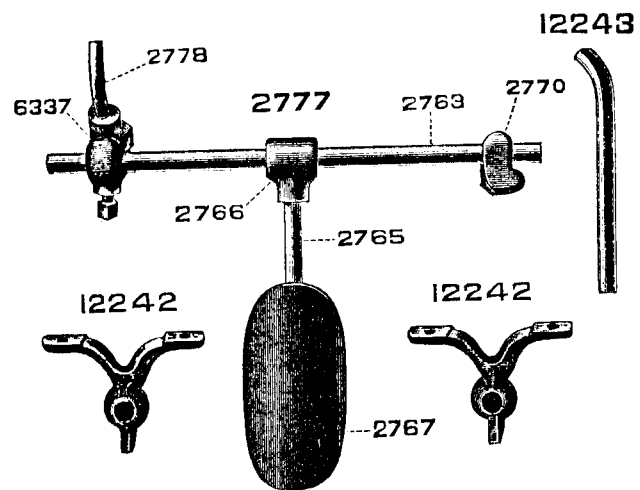
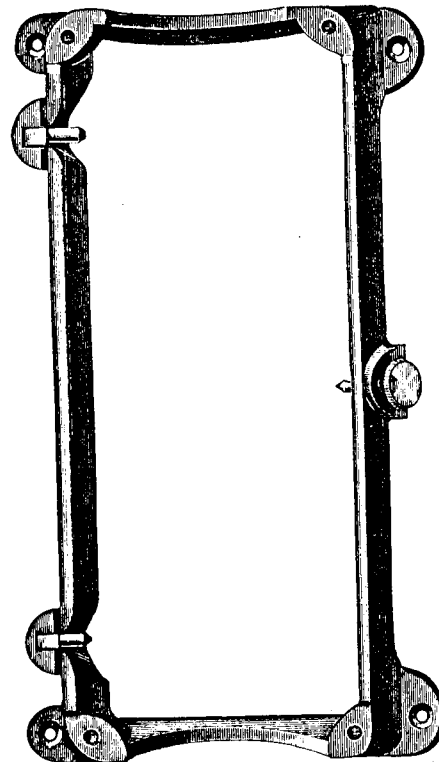


PLATE 1512—FULL SIZE

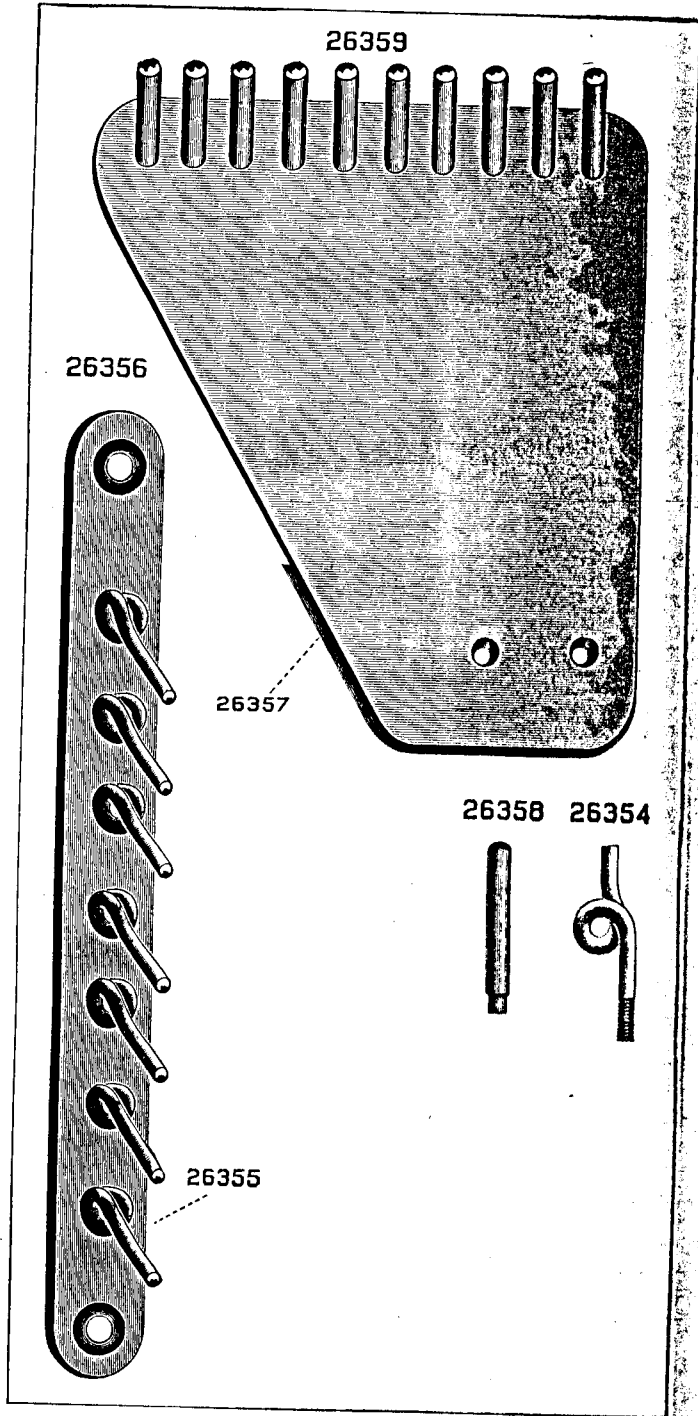


PLATE 1514—ONE-FOURTH SIZE

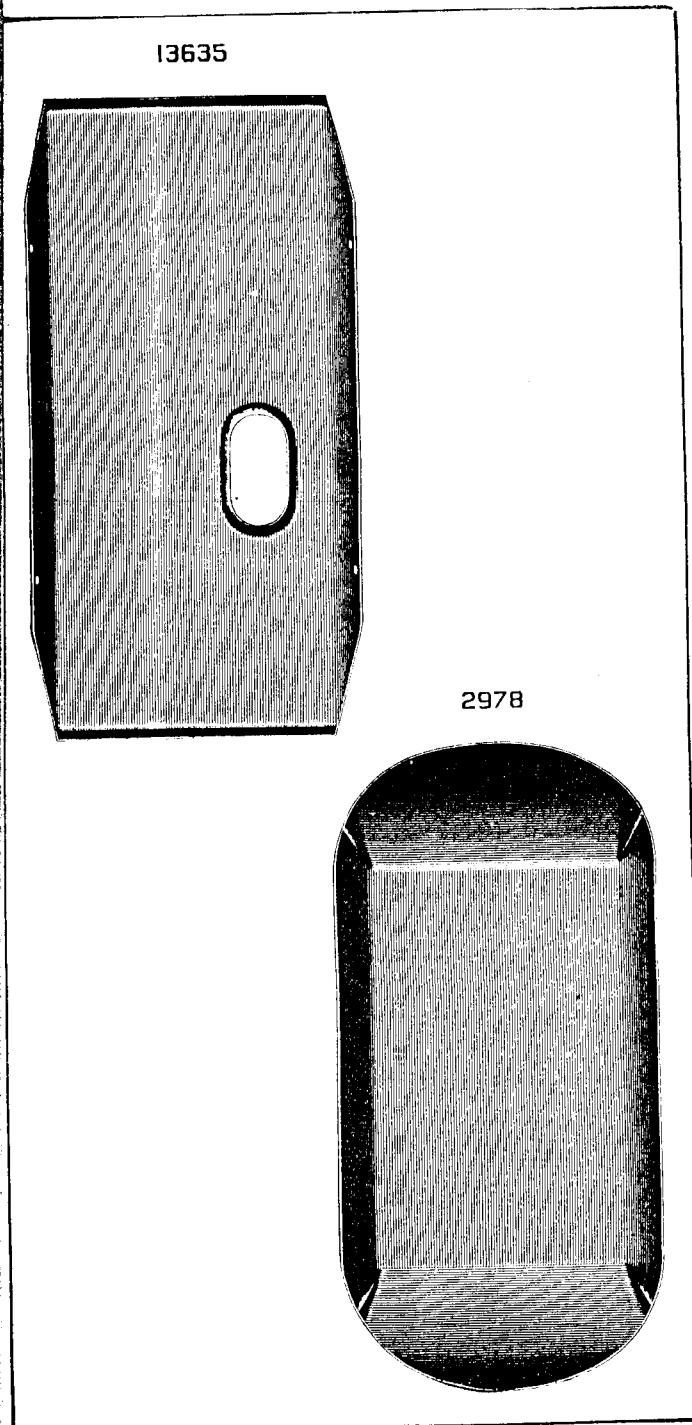


PLATE 1516—ONE-FOURTH SIZE

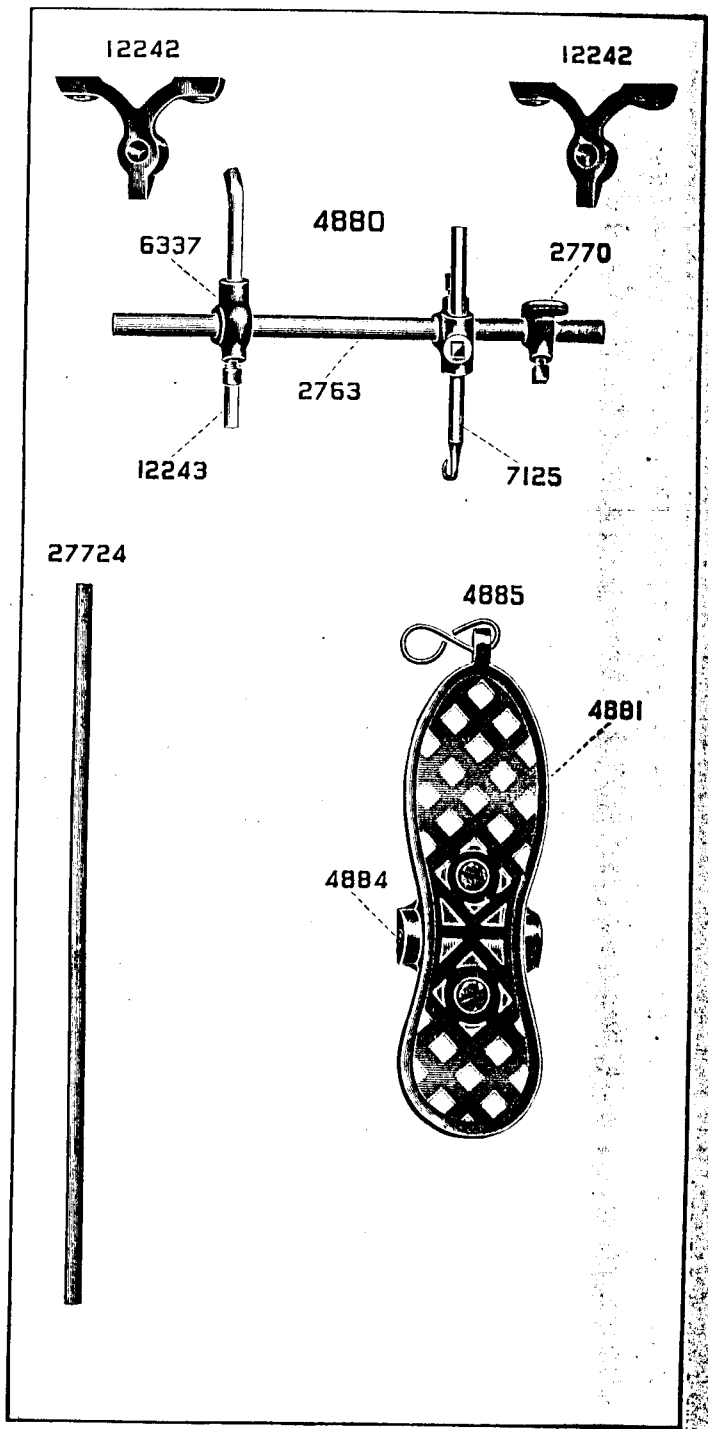


PLATE 2116—ONE-HALF SIZE






PLATE 2641—FULL SIZE




PLATE 2642—FULL SIZE




PLATE 2829—ONE-FOURTH SIZE

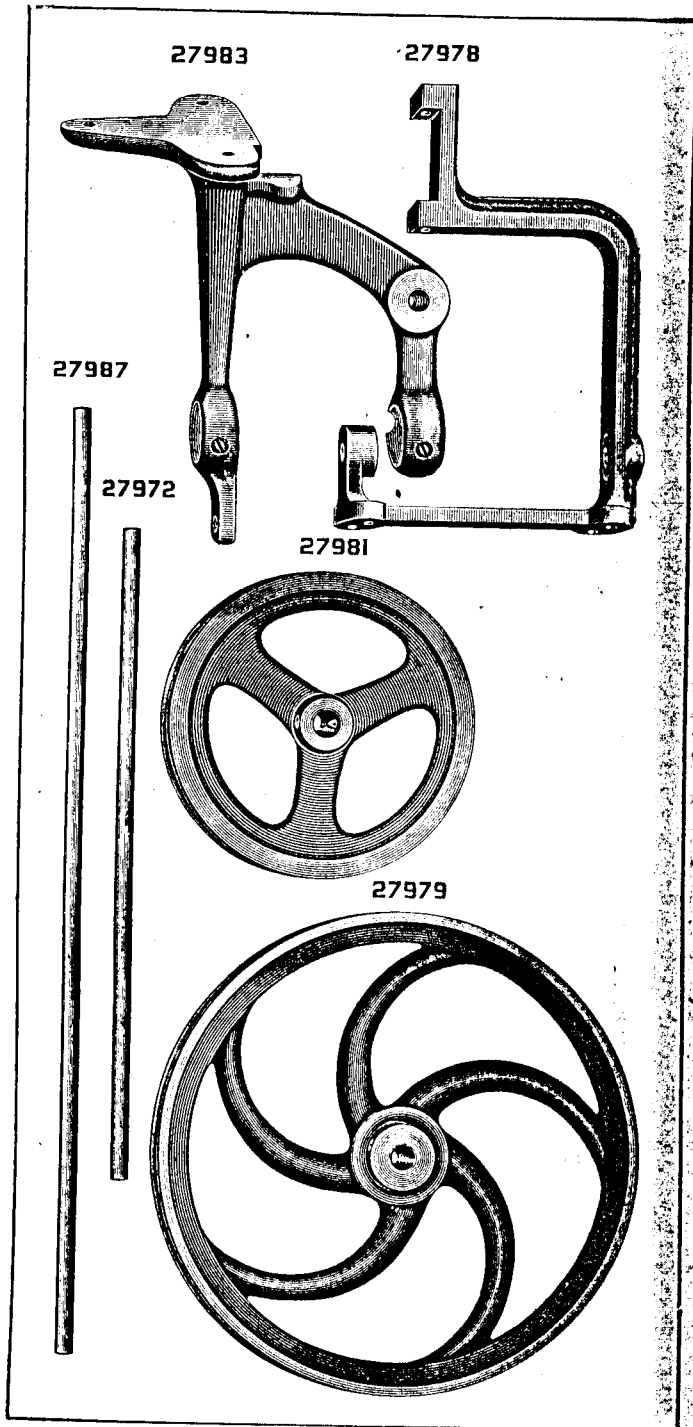


PLATE 2830—ONE-HALF SIZE




PLATE 2831—FULL SIZE




PLATE 2837—ONE-FOURTH SIZE

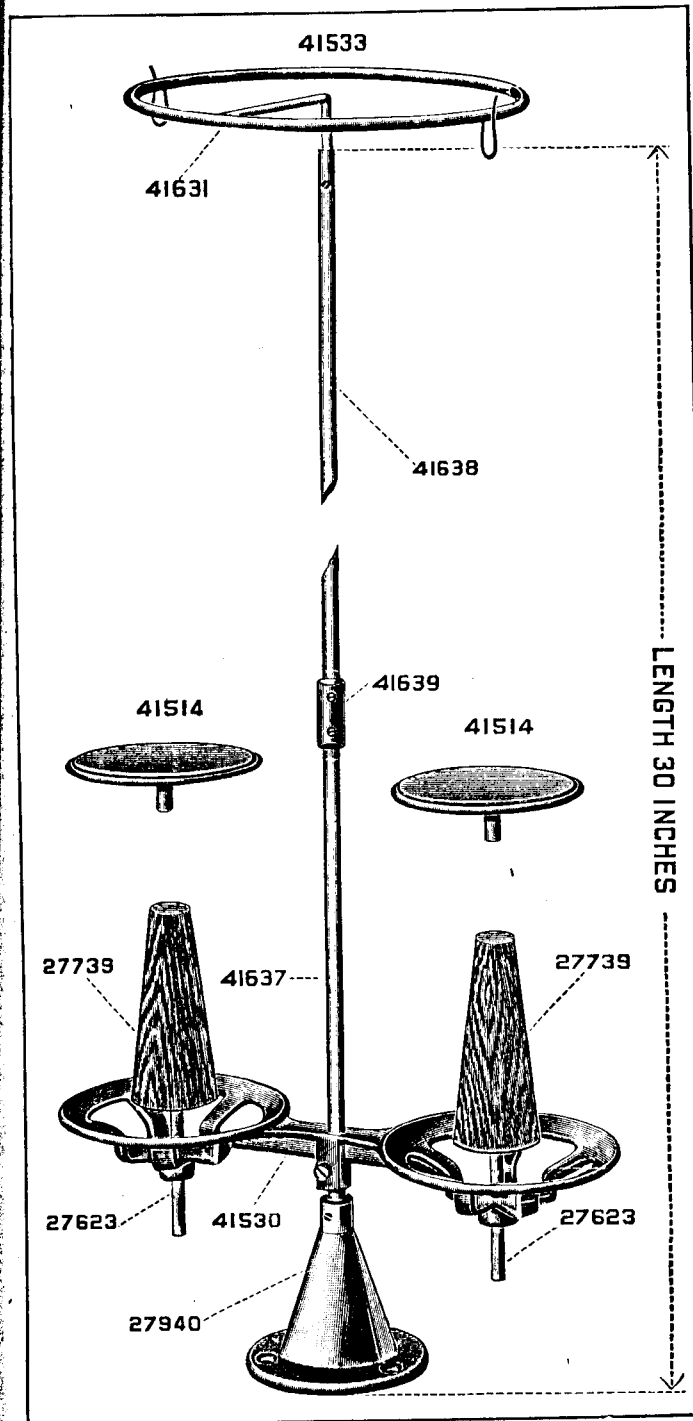
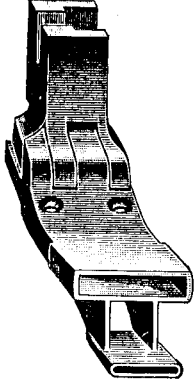



PLATE 3025—FULL SIZE


30313



30313



30314



30314


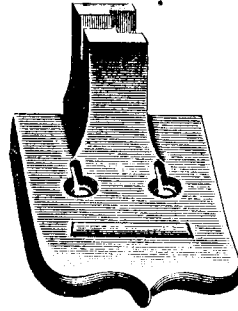



PLATE 3026—FULL SIZE


30315



30315



31001



31001

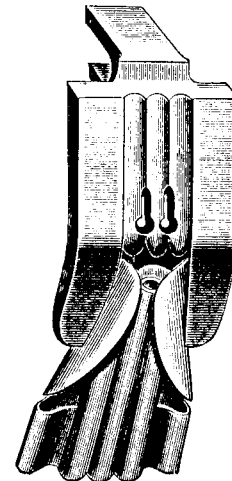
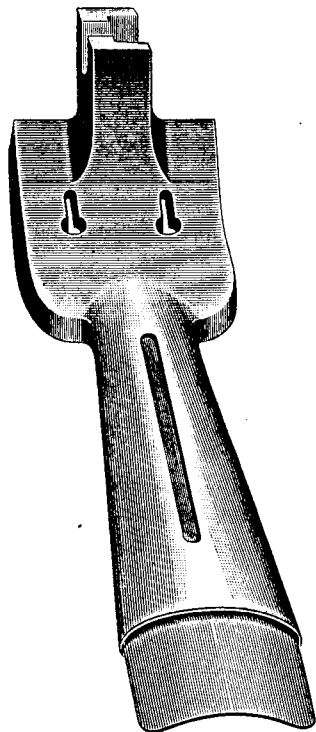


PLATE 3081—FULL SIZE

31004



31004


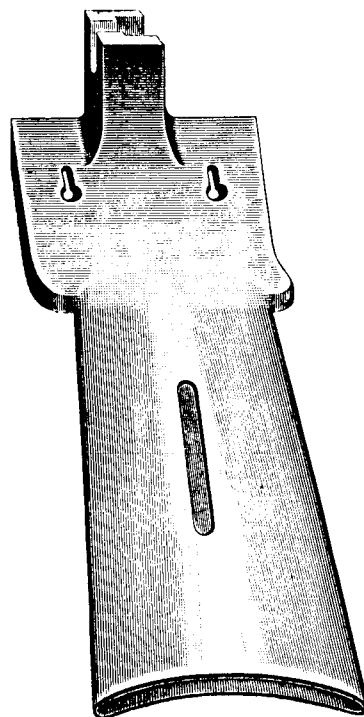


PLATE 3082—FULL SIZE

31005



31005






PLATE 3124—FULL SIZE


31007



31007



31009



31009


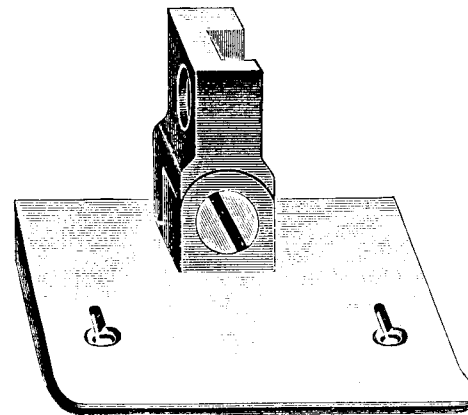


PLATE 4632—FULL SIZE

31008



31008




PLATE 4639—FULL SIZE

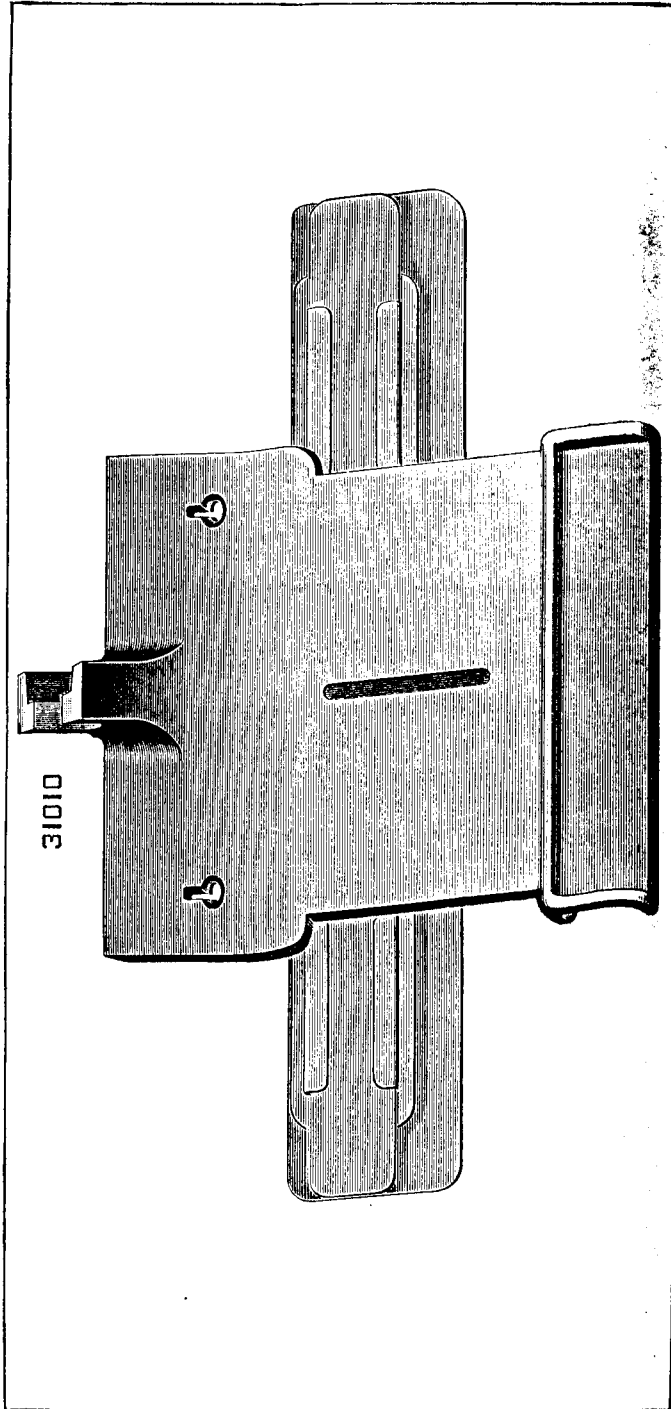


PLATE 4662—FULL SIZE

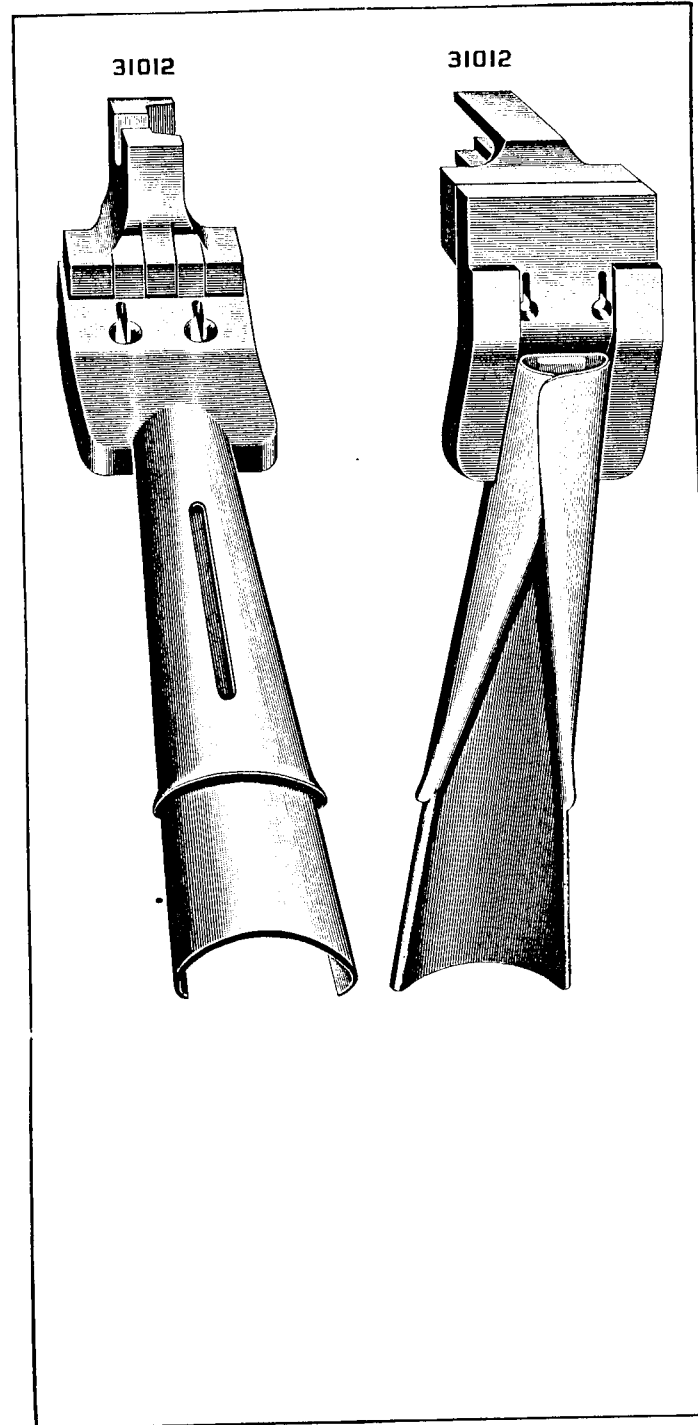


PLATE 4683—FULL SIZE

30310

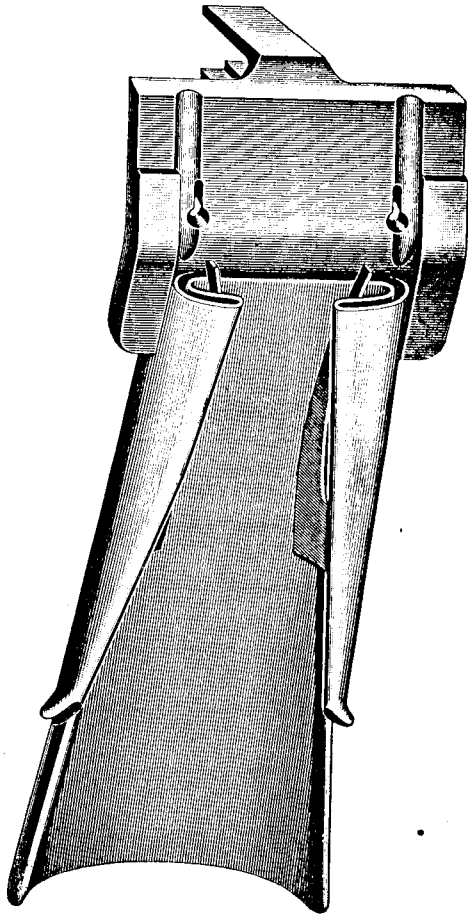



PLATE 5371—FULL SIZE

48062



48042







PLATE 5372—FULL SIZE

48063



48043





PLATE 5373—FULL SIZE

48064




48044



PLATE 5374—FULL SIZE

48065



48045





PLATE 5375—FULL SIZE

48066




48046



PLATE 5376—FULL SIZE

48067




48047



PLATE 5377—FULL SIZE

48068



48048





PLATE 5378—FULL SIZE

48069




48049



PLATE 5379—FULL SIZE

48070



48050



PLATE 5424—FULL SIZE

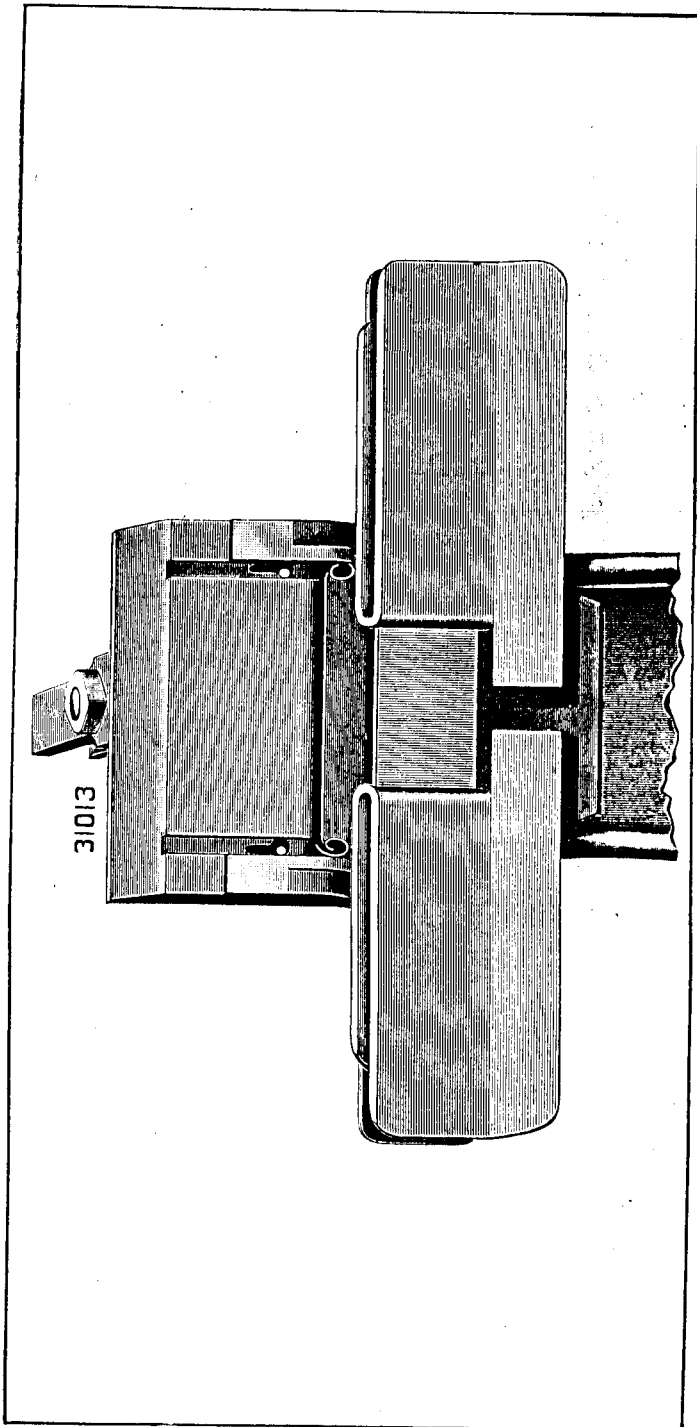


PLATE 5430—FULL SIZE

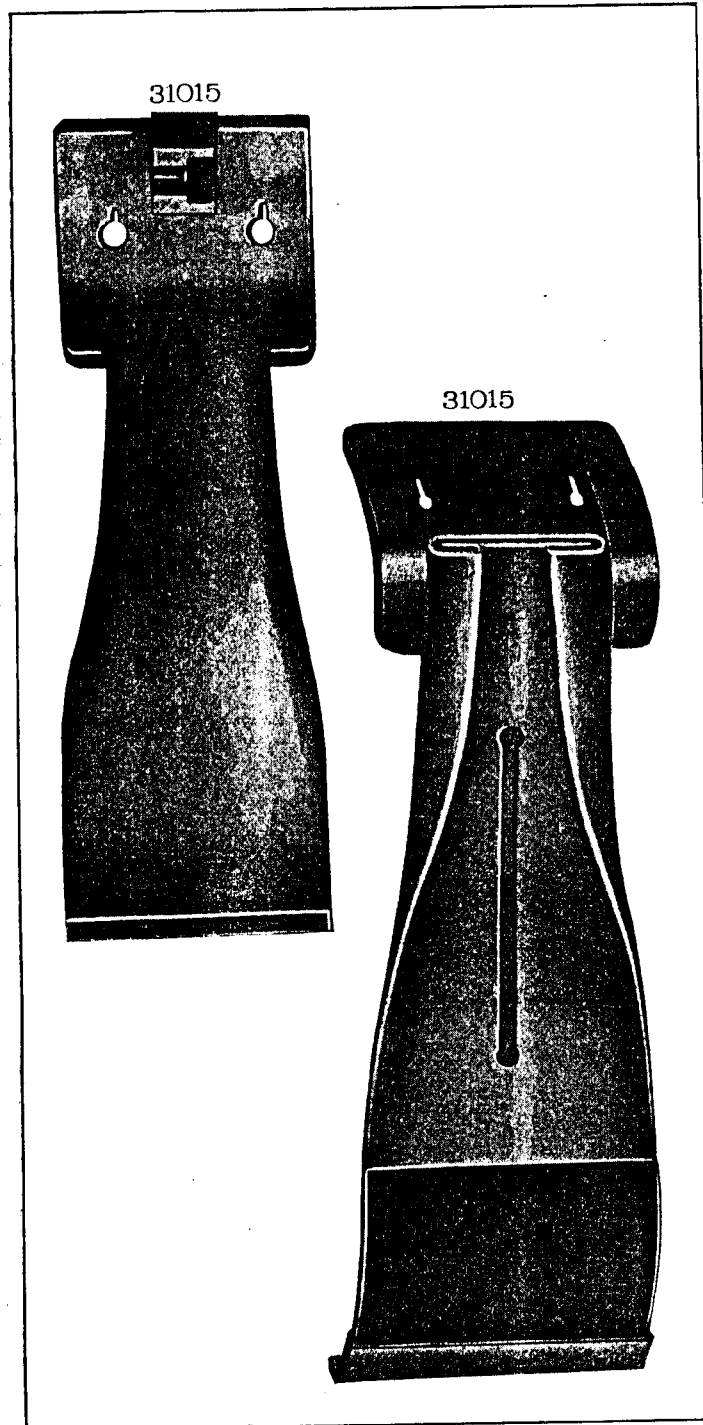


PLATE 5439—FULL SIZE

31016

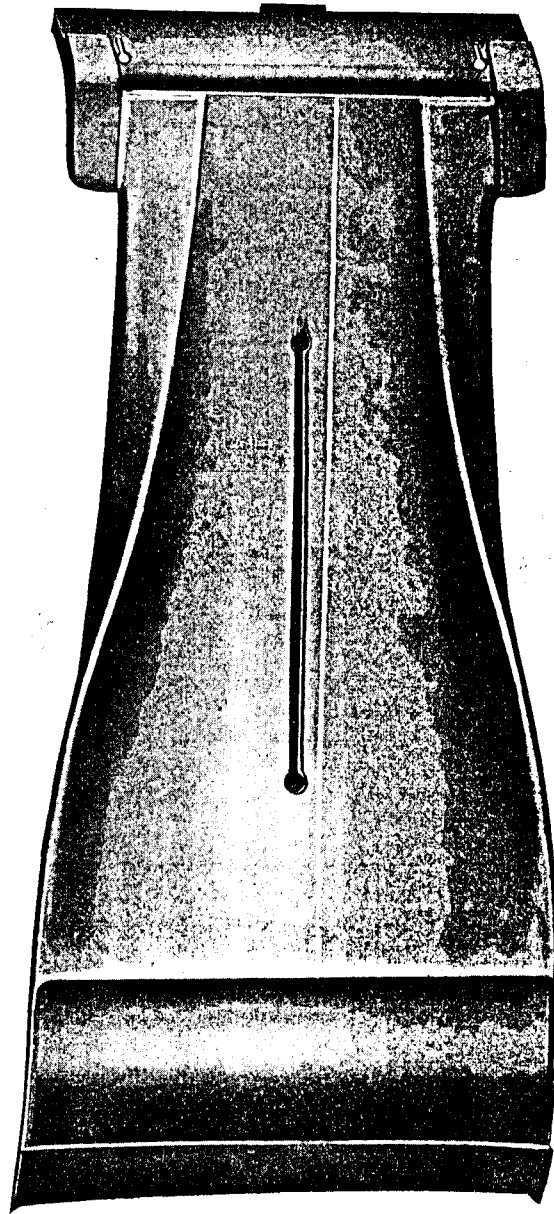
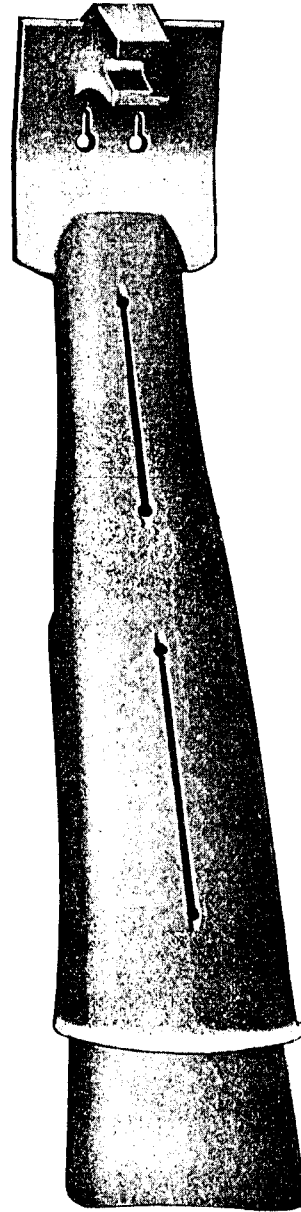


PLATE 5441—FULL SIZE

31018



31018





PLATE 5457—FULL SIZE

31019



31019


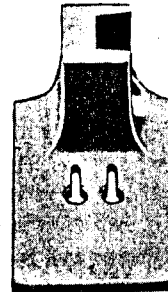


PLATE 5464—FULL SIZE

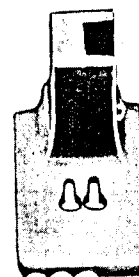
30305



30301



30302



30305



30301




30302

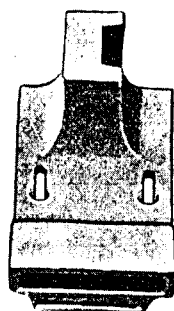


PLATE 5465—FULL SIZE


30306




30312




30303



30306



30312



30303


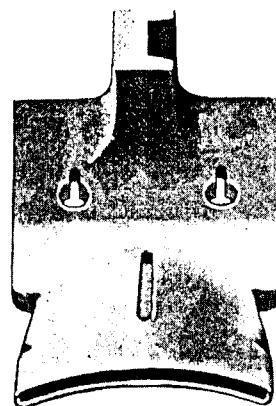



PLATE 5466—FULL SIZE


30304



30308



30304



30308







PLATE 5467—FULL SIZE

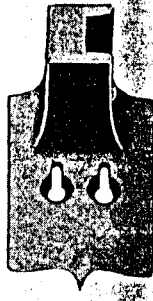
31022




31002



30307



31022



31002



30307


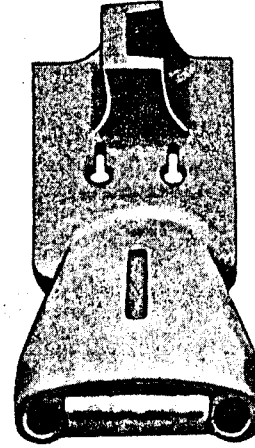
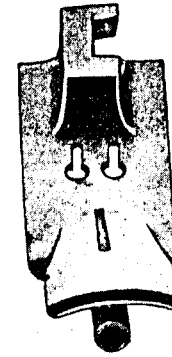


PLATE 5468—FULL SIZE

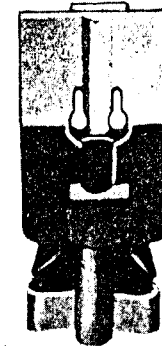
30311



30309



30309




30311




PLATE 5469—FULL SIZE


31020



31011



31020



31011





PLATE 5470—FULL SIZE

31017



31014



31014



31017





PLATE 5471—FULL SIZE

31021



31021




PLATE 7440—ONE-HALF SIZE


13793



13806




13805




13808



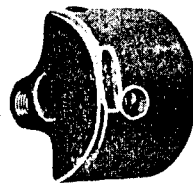
2047



13795



13816



13794




PLATE 7441—ONE-HALF SIZE

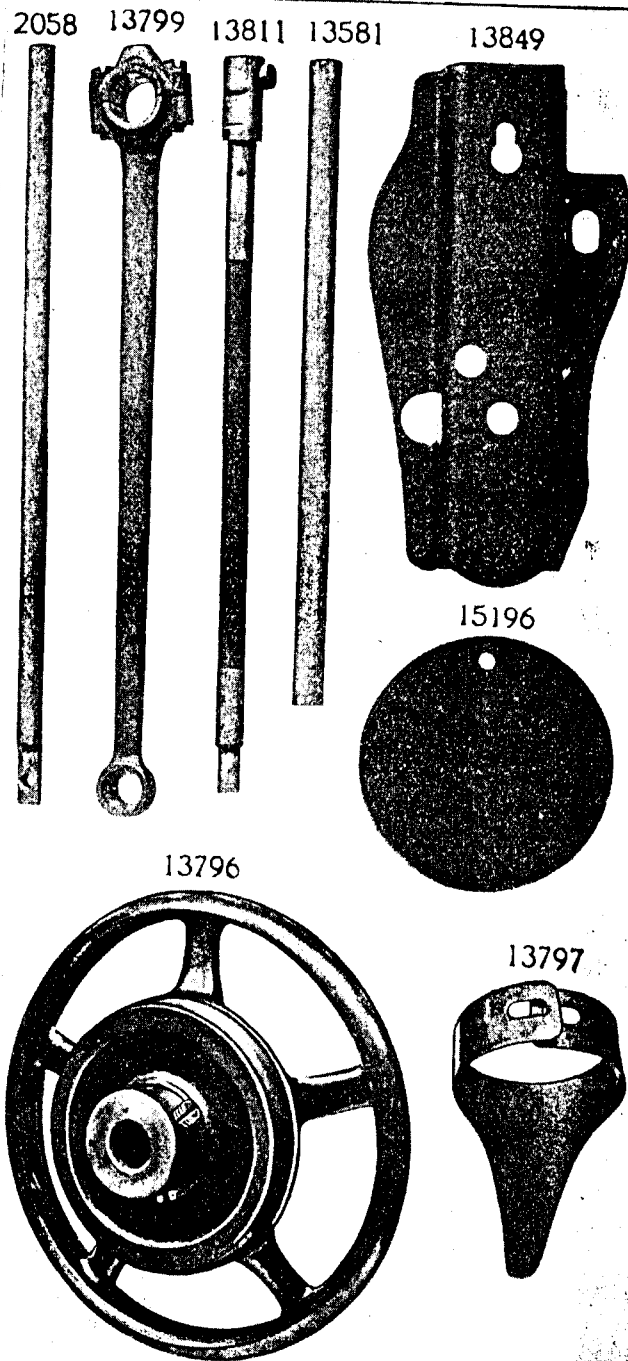


PLATE 7442—FULL SIZE




PLATE 7443—FULL SIZE

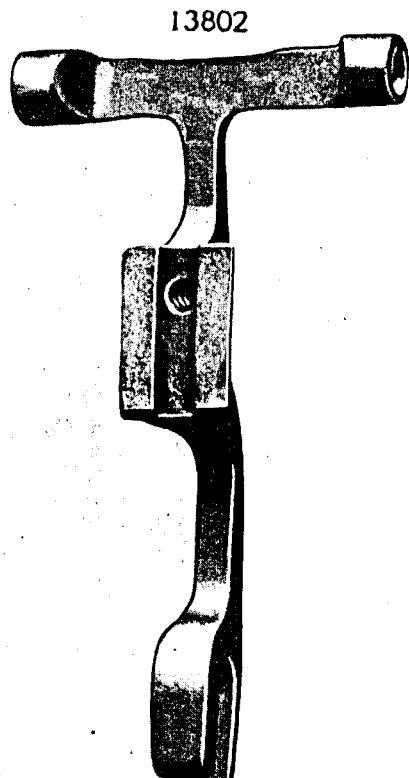


PLATE 7444—FULL SIZE

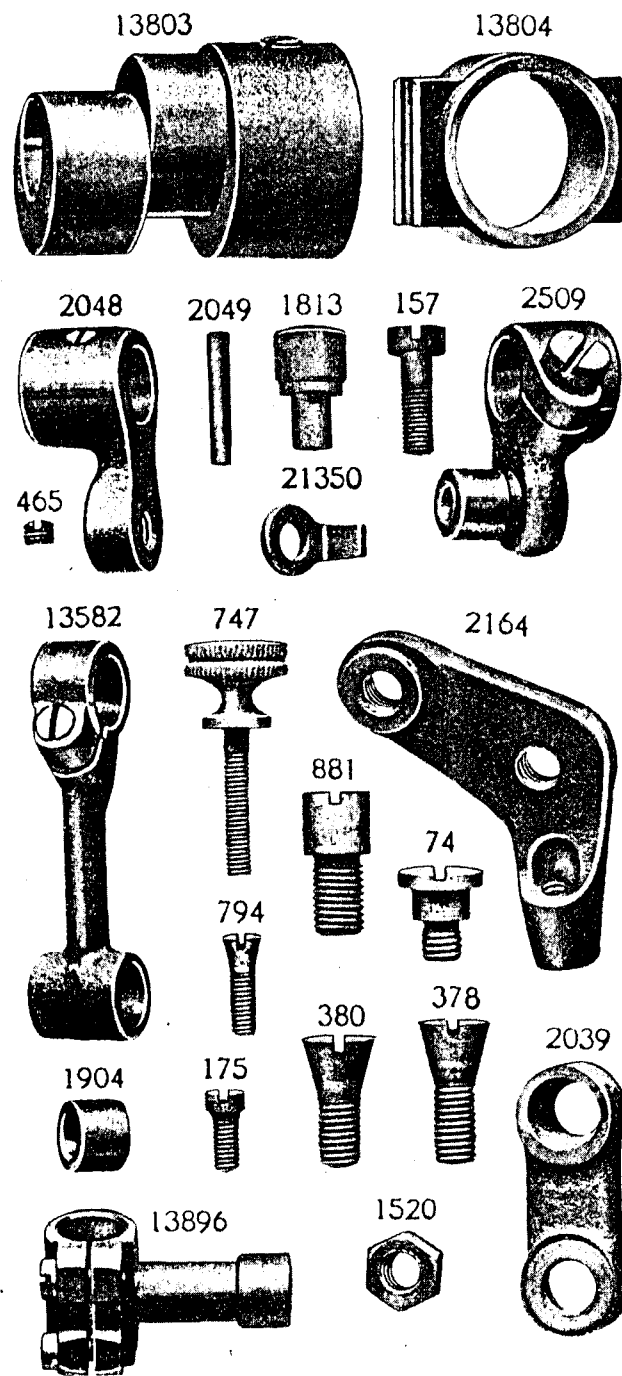


PLATE 7445—FULL SIZE




PLATE 7446—FULL SIZE

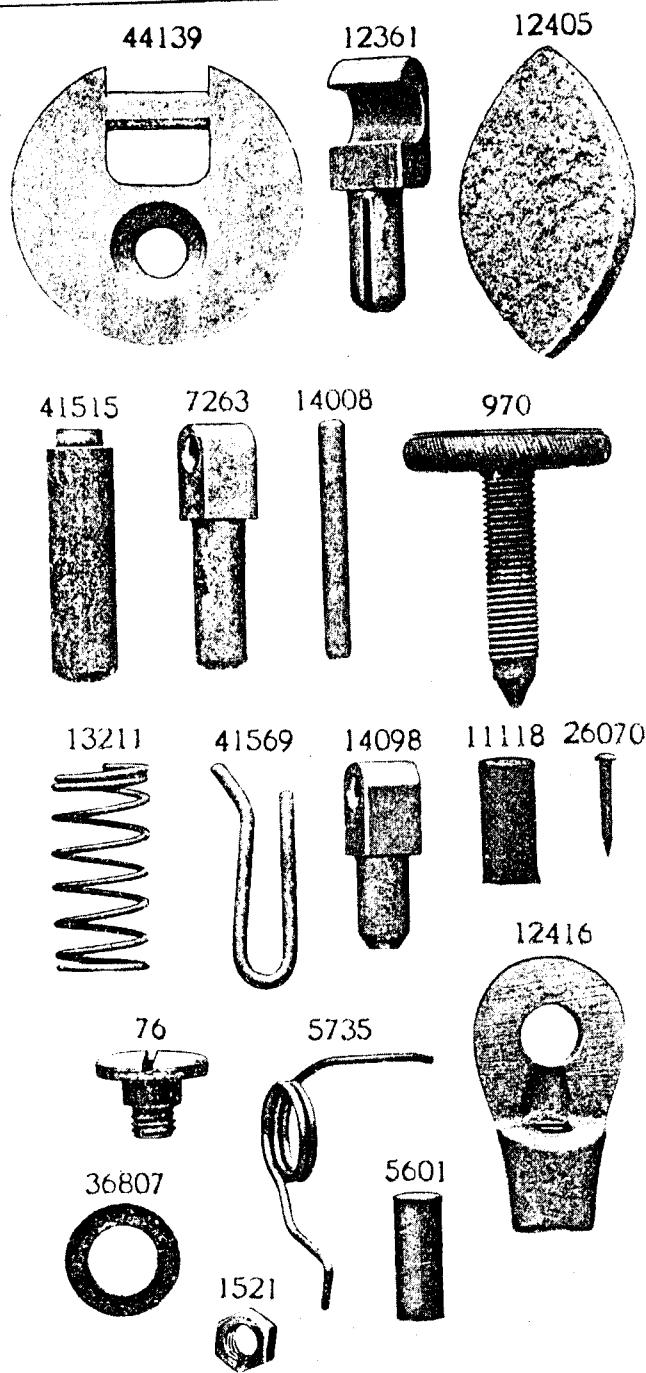
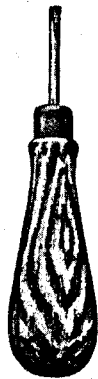


PLATE 7447—ONE-HALF SIZE

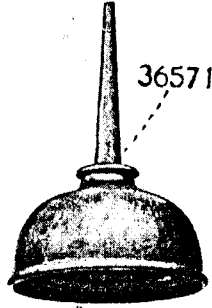
26026



26485



36569



36571

8908



4822



8909



35143



41400



PLATE 7448—ONE-HALF SIZE

13588



13587



5598



5596



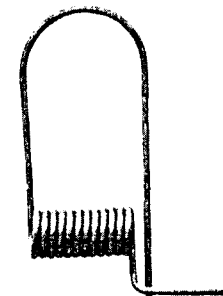
5599




4879



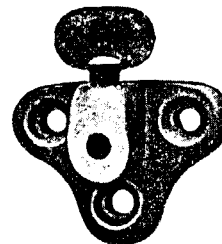
4883



4882



26064



26325

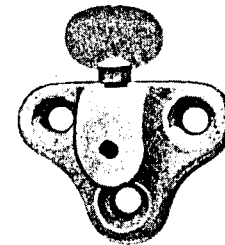


PLATE 7449—FULL SIZE

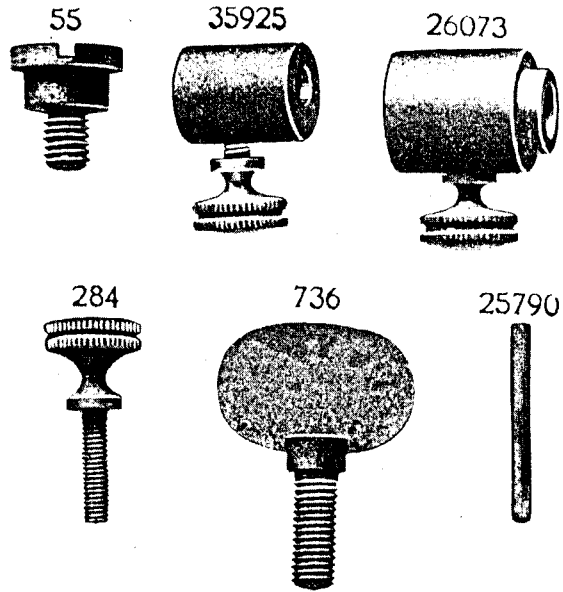


PLATE 7450—FULL SIZE







PLATE 7451—FULL SIZE

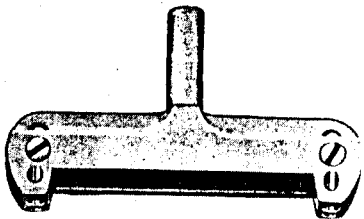
13881




13525



13882



13886



13913





PLATE 7452—ONE-HALF SIZE

13890



13884

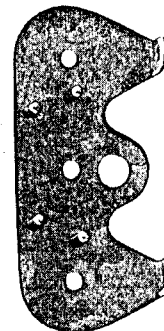


PLATE 7453—ONE-HALF SIZE

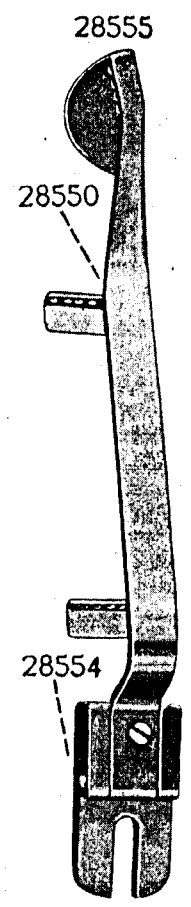


PLATE 7468—ONE-FOURTH SIZE

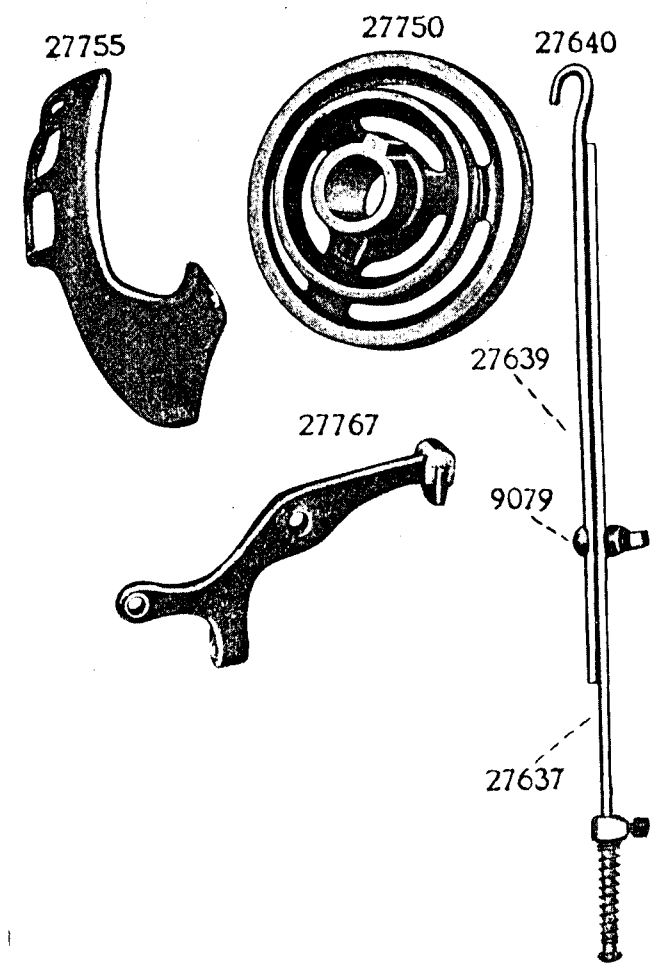


PLATE 7469—ONE-HALF SIZE

---

36079


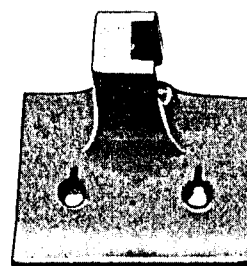


PLATE 7540—FULL SIZE

---

36080



36080

