

Form 19042
(137)
Printed in U. S. A.

LIST OF PARTS



MACHINE No. 149-6

THE SINGER MANUFACTURING COMPANY

INSTRUCTIONS FOR OILING

To ensure easy running and prevent unnecessary wear of the parts which are in movable contact, apply oil to all oil holes marked "Oil" and to all other oiling places.

Particular care should be taken to fill all oil reservoirs and oil tubes. Turn up the front cover plate and oil the connecting rod which is thus exposed.

When the machine is in continuous use, it should be thoroughly oiled at least twice each day with Singer Cloth and Leather Oil.

INDEX

	Page
Accessories.....	17
Bench Stand.....	17
Foot Lifter and Starting Treadle Parts.....	18
Knee Lifter Parts.....	19
Machine Base.....	19
Machine No. 149-6.....	5
Numerical List of Parts.....	21
Ruffler Knee Lifter Parts.....	16
Ruffling Attachment.....	16
Thread Unwinder.....	19

Copyright, U. S. A., 1929, 1932, 1933 and 1937,
by The Singer Manufacturing Co.
All Rights Reserved for all Countries

INSTRUCTIONS FOR ORDERING

In ordering from this list, use ONLY the part NUMBER in the FIRST column.

The number stamped on a Sewing Machine Part is in every case the number of the single part only.

Every combination of parts sent out as such has its specific number, which, although not stamped on the parts, must be used when ordering the combination.

Each number always indicates the SAME PART in whatever list it appears, or for whatever machine.

The letters after some of the numbers indicate the style of finish only, as follows:

- A-Hardened, Polished, Nickel Plated and Buffed
- B-Polished, Nickel Plated and Buffed
- C-Hardened Only
- D-Polished Only
- E-Soft, Not Polished
- F-Hardened and Polished
- F.J-Hardened, Polished and Nickel Plated
- G-Bright Rumbled and Nickel Plated
- H-Blued
- J-Nickel Plated Only
- K-Hardened and Nickel Plated
- L-Brass Plated
- M-Oxidized
- N-Japanned, Dull
- P-Japanned, Bright
- R-Merlized
- S-Cadmium Plating
- T-Copper Plated
- T.A-Hardened, Polished, Copper and Nickel Plated and Buffed
- T.B-Copper and Nickel Plated and Polished
- T.J-Copper and Nickel Plated Only
- T.K-Hardened, Copper and Nickel Plated
- T.L-Copper and Brass Plated
- T.M-Copper Plated and Oxidized
- U-Zinc Plated
- V-Silver Plated
- W-Polished and Nickel Plated
- Y-Black Nickel Plated Only
- Z-Chromium Plated
- Z.B-Polished, Nickel Plated, Buffed and Chromium Plated
- Z.J-Nickel and Chromium Plated

These letters MUST BE USED when they appear in the list; and AFTER the number as in the list.

In this series:

- 1 to 1500, 50001 to 51500 and 140001 to 142000 are Screw Numbers
- 1501 to 1800 and 51501 to 51800 are Nut Numbers
- 1801 to 2000 and 51801 to 52000 are Roller Numbers
- 2001 to 50000 and 53001 to 140000 and 142001 to 190000 are Sewing Machine Parts, 190001 and upward are numbers of Electrical Parts.


The figures in the second column refer only to the plates, illustrating the parts, and are NOT TO BE USED in ordering.

Parts marked with an asterisk (*) are furnished only when repairs are made at factory.

When ordering parts which differ as to Gauge (the distance between seams) the Gauge, as well as the Number must be given on order.

LIST OF PARTS COMPLETE

FOR



MACHINE No. 149-6

For Ruffling Curtains. Two Needles, two Loopers. Gauges from 3/16 to 1 1/2 inches. Has positive ruffling Mechanism adjustable for various size ruffles. The extra fullness required while stitching around the corners of the curtain is obtained by the use of a knee control. The machine has a 1/2 inch hollow ruffling blade rock shaft. Lower left hand and upper right hand edge folders. Speed up to 3500 R. P. M.

No.	Plate	Name
*128870	----	Arm, upper and lower (solid) with 135E, 1237E, 15404, 128876, 128877 and two 15405.....
128502	9491	Arm Back Cover.....
	190J 9506	" " " Screw.....
128839	9491	" Side Cover.....
128840	9491	" " " 128839 with 49091.....
	49091 9491	" " " Oil Tube with 49092.....
	49092 9507	" " " " Oil Pad (felt).
122565	9510	" " " Position Pin.....
	176J 9506	" " " Screw.....
128779	9528	" Rotary Shaft.....
128826	----	" " " 128779 with 50943C and 128832.....

No.	Plate	Name
128827	----	Arm Rotary Shaft 128826 with 128663....
128504	9491	" " " " Ball Bearing.....
128780	9491	" " " " " " Case.....
128824	----	" " " " " " " 128780
		with 128504, 128781 and three 205F..
128781	9491	Arm Rotary Shaft Ball Bearing Case Cap
		with 128619.....
128619	9507	Arm Rotary Shaft Ball Bearing Case Cap
		Pad (felt).....
205F	9506	Arm Rotary Shaft Ball Bearing Case Cap
		Screw.....
308C	9506	Arm Rotary Shaft Ball Bearing Case Set
		Screw.....
540C7	9491	Arm Rotary Shaft Bushing (intermediate)
54089	----	" " " " " " "
		54007 with 64508 and 64805.....
64508	9507	Arm Rotary Shaft Bushing (intermediate)
		Oil Pad (braided cotton) long.....
64805	9507	Arm Rotary Shaft Bushing (intermediate)
		Oil Pad (braided cotton) short.....
888C	9506	Arm Rotary Shaft Bushing (intermediate)
		Set Screw.....
128507	9508	Arm Rotary Shaft Bushing (front).....
50999C	9506	" " " " " " Set Screw
128508	9454	" " " " Collar with two 1258C.
1258C	9506	" " " " Set Screw.....
49013	9507	" " " " Front Bearing Oil Pad
		(braided cotton).....
128782	9491	Balance Wheel and Ruffling Eccentric,
		2 in. pulley, with two 430C.....
128510	9491	Balance Wheel and Ruffling Eccentric
		Cover.....
144R	9506	Balance Wheel and Ruffling Eccentric
		Cover Screw.....
430C	9506	Balance Wheel Set Screw.....
128793	9524	Belt Guard.....
236J	9506	" " Screw.....
128846	9527	Cloth Plate.....
128513	9508	" " Oil Tube with 49092, for
		oiling Feed Connection (forked)....
49092	9507	Cloth Plate Oil Tube Packing (felt)....
128847	9527	" " " " Slide for 128848.....
128859	9527	" " " " " 128860.....
134305	9508	" " " " Spring.....
725J	9506	" " " " Screw.....
128848	----	Cloth Plate Slide complete, Nos. 128847,
		two 134305 and four 725J.....
128860	----	Cloth Plate Slide complete, for attach-
		ing ruffle to the center of
		material, Nos. 128859, two 134305 and
		four 725J.....
128849	----	Cloth Plate complete, Nos. 128513, 128846,
		128848 and two 1198C.....

No.	Plate	Name
1011F	9506	Cloth Plate Screw (left).....
50473F	9506	" " " " (right).....
128635	9453	Feed Bar with two 453C.....
128638	----	" " 128635 with 128519 and two
		190E.....
128707	----	Feed Bar 128636 with 57225 and 128533..
57225	9453	" " Hinge Pin.....
453C	9506	" " " " Set Screw.....
42366	9507	" " Oil Pad (braided cotton).....
128518	9508	" " Wearing Block.....
128519	9454	" " " " Plate.....
190E	9506	" " " " Screw.....
128520	9453	" Connection (forked) with 453C and
		769C.....
128615	----	Feed Connection 128520 with 1095F,
		128522, 128528, 128532 and two 128521
769C	9506	Feed Connection Clamping Screw.....
453C	9506	" " Set Screw.....
128521	9508	" " Slide Block Section....
128522	9508	" " " " Sleeve.....
1095F	9506	" " " " " Cap
		Screw.....
128784	9493	Feed Dog, 18 teeth (16 teeth to the
		inch) with 452C, for 3/16 in. to 5/16
		in. gauges, for 128809.....
128862	9492	Feed Dog, 18 teeth (16 teeth to the
		inch) with 452C, for 3/16 in. and 1/4
		in. gauges, for 128863, for turning
		corners.....
452C	9506	Feed Dog Adjusting Screw.....
157J	9506	" " Screw.....
128638	9454	" Lifting Eccentric with two 452C...
452C	9506	" " " Set Screw.....
50941C	9506	" Regulating Screw.....
128526	9508	" " " Plate.....
391J	9506	" " " " Screw.....
128527	9524	" Regulator with two 1143C.....
128528	----	Feed Regulator complete, Nos. 391J, 392J,
		50941C, 128526, 128527, 128530 and
		128531.....
128529	9457	Feed Regulator Bushing.....
50999J	9506	" " " Set Screw.....
41036	9507	" " Oil Pad (felt).....
1143C	9508	" " Set Screw.....
128530	9508	" " Slide Block.....
128531	9508	" " " " Stop.....
399J	9506	" " " " " Screw..
128532	9508	" " " " Washer.....
128533	9453	" Rocking Frame with two each 453C
		and 1324C.....
1324C	9506	Feed Rocking Frame Adjusting Screw....
128534	9453	" " " Hinge Pin.....
57225	9508	" " " " " Bushing...

No.	Plate	Name
453C	9506	Feed Rocking Frame Hinge Pin Bushing Set Screw.....
453C	9506	Feed Rocking Frame Hinge Pin Set Screw.
128768	9509	Looper (self threading) with 590J, 61041 and 128702.....
128640	9509	Looper Carrier with two 50379F.....
128660	----	" " 128640 with 228J and 128643.....
128537	9509	Looper Carrier Driver.....
128630	----	" " " Connection with four 896C.....
128621	9509	Looper Carrier Driver Connection complete, Nos. 128630, 128631 and two 142E.....
128663	----	Looper Carrier Driver Connection 128621 with 128537, 128543 to 128547 and 128641.....
896C	9506	Looper Carrier Driver Connection Cap Screw.....
128631	----	Looper Carrier Driver Connection End Bearing.....
142E	9506	Looper Carrier Driver Connection End Bearing Cap Screw.....
128641	9509	Looper Carrier Driver Eccentric with 791C and two 452C.....
791C	9510	Looper Carrier Driver Eccentric Position Screw.....
452C	9506	Looper Carrier Driver Eccentric Set Screw.....
128543	9454	Looper Carrier Holder with two 896C....
896C	9506	" " " Clamping Screw...
128544	9453	" " " " Rock Shaft.....
128545	9453	" " " " Hinge Pin....
443C	9510	" " " " " " Set Screw.....
128546	9454	Looper Carrier Rock Shaft Nut.....
128547	9454	" " " " " " Clamp with 175J.....
175J	9510	Looper Carrier Rock Shaft Nut Clamp Screw.....
898C	9510	Looper Carrier Screw.....
128728	9454	" Eccentric with two 51137C.....
128665	----	" " 128728 with 1664E, 50942E 128549, 128624 and two 55515.....
51137C	9510	Looper Eccentric Set Screw.....
128549	9454	" " Sleeve.....
128550	9454	" " " Connection with two 175E.....
128624	----	Looper Eccentric Sleeve Connection 128550 with 679C.....
679C	9454	Looper Eccentric Sleeve Connection Ball Screw Stud.....

No.	Plate	Name
1520J	9454	Looper Eccentric Sleeve Connection Ball Screw Stud Nut.....
128551	9454	Looper Eccentric Sleeve Connection Ball Screw Stud Nut Lock Washer.....
175E	9510	Looper Eccentric Sleeve Connection Cap Screw.....
50942E	9510	Looper Eccentric Sleeve Connection Hinge Screw.....
1664E	9510	Looper Eccentric Sleeve Connection Hinge Screw Nut.....
55515	9507	Looper Eccentric Sleeve Connection Oil Hole Packing (braided cotton).....
50379F	9510	Looper Set Screw.....
128702	9509	" Thread Guard.....
61041	9509	" " " Pin.....
590J	9510	" " " Screw.....
128643	9509	" " " Guide.....
Note: When ordering No. 128643, state gauge required.		
228J	9510	Looper Thread Guide Screw.....
57244	9511	Needle Bar (hollow).....
128766	----	" " 57244 with 128767.....
38456	9511	" " Bushing (lower).....
1133E	9510	" " " " Set Screw...
128554	9511	" " " (upper).....
1133E	9510	" " " " Set Screw...
128555	9511	" " " Connecting Bracket with 1057C, 50370J and 50379F.....
128713	----	Needle Bar Connecting Bracket 128555 with 128556 and 128557.....
1057C	9510	Needle Bar Connecting Bracket Clamping Screw.....
128556	9511	Needle Bar Connecting Link.....
128557	9511	" " " " Hinge Pin...
50370J	9510	" " " " " " Set Screw.....
128558	9524	Needle Bar Lever with 50282E, 50370J and two 1259C.....
128618	----	Needle Bar Lever 128558 with 128557 and 128713.....
50943C	9511	Needle Bar Lever Ball Screw Stud.....
1259C	9510	" " " " " " Set Screw.....
128832	9524	Needle Bar Lever Connecting Rod with 128843, 128845 and two each 896C and 1057C.....
896C	9506	Needle Bar Lever Connecting Rod Cap (lower) Screw.....
1057C	9510	Needle Bar Lever Connecting Rod Cap (upper) Screw.....
42077	9511	Needle Bar Lever Connecting Rod Guide..
171E	9510	" " " " " " Screw
128843	9511	" " " " " " Oil Cup

PARTS FOR MACHINE NO. 149-6

No.	Plate	Name
128845	9507	Needle Bar Lever Connecting Rod Oil Pad (braided cotton).....
128562	9453	Needle Bar Lever Hinge Pin.....
128563	9508	" " " " Bushing (back).....
443C	9510	Needle Bar Lever Hinge Pin Bushing (back) Set Screw.....
128584	9508	Needle Bar Lever Hinge Pin Bushing (front).....
743C	9510	Needle Bar Lever Hinge Pin Bushing (front) Set Screw.....
54648	9507	Needle Bar Lever Hinge Pin Bushing Oil Pad (braided cotton).....
50282E	9510	Needle Bar Lever Set Screw.....
128767	9512	" Clamp with two 50379F.....
50379F	9510	" Set Screw.....
•128567	----	Oil Cup for 128568.....
128568	9512	Oil Cup complete, for oiling Looper Eccentric Sleeve Connection, Nos. 128567 and 128569 to 128571.....
128569	9500	Oil Cup Pad (braided cotton) for 128568
792C	9510	" " Screw for 128568.....
•128570	----	" " Tube.....
128571	9507	" " Wick (braided cotton).....
•128572	----	" " for 128573.....
128573	9500	Oil Cup complete, for oiling Looper Carrier Driver Connection, Nos. 128569, 128571, 128572, 128574 to 128576 and 128556.....
•128574	----	Oil Cup Bracket.....
128569	9500	" " Pad (braided cotton) for 128573
1239F	9510	" " Screw for 128573.....
•128575	----	" " Tube (long).....
•128576	----	" " (short).....
128556	9507	" " Wick (long) braided cotton
128571	9507	" " (short) braided cotton
•128577	----	" Tube for 128725.....
49092	9507	" Packing (felt).....
128725	9512	" Bracket and Thread Guide with 49092 and 128577.....
61477	9457	Presser Bar with 25303.....
25303	9457	" " Ball, size 1/4 in.....
61046	9457	" " Bushing (lower).....
1133E	9510	" " " " Set Screw... (upper).....
38456	9511	" " " " Set Screw...
1133E	9510	" " " " Set Screw...
128580	9457	" " Guide Bracket with 175C and 454C.....
175C	9510	Presser Bar Guide Bracket Adjusting Screw.....
128581	9457	Presser Bar Guide Bracket Guide.....
457C	9510	" " " " Set Screw.....
	9510	" " " " Set Screw.....

PARTS FOR MACHINE NO. 149-6

No.	Plate	Name
128582	9457	Presser Bar Lifter.....
57258	9457	" " " Hinge Stud.....
443C	9510	" " " " " Set Screw...
51871	9457	" " " Roller and Stud.....
50603J	9510	" " " Stop Screw.....
128583	9457	" " Lifting Bracket with 465C and 51871.....
128584	9524	Presser Bar Lifting Lever.....
802D	9510	" " " " Hinge Screw...
61075	9457	" " " " Connecting Pin
465C	9510	" " " " " " Set Screw.....
128742	9500	Presser Bar Lifting Lever Spring.....
54040	9500	" " Spring.....
38468	9457	" " Stud.....
18055	9510	" Foot Hinge Pin.....
128850	----	" " Plate.....
128861	----	" " Shank with 563J and 1700J..
563J	9510	" " Adjusting Screw.....
1700J	9510	" " " " " Nut..
128851	9492	Presser Foot (hinged) complete, Nos. 237J, 18055, 128850, 128855 and 128861.....
190J	9506	Presser Foot Screw.....
574W	9513	Pressure Regulating Thumb Screw.....
1539W	9513	" " " " Lock Nut.
128852	9514	Ruffling Blade.....
128853	9514	" " Holder with 226J.....
128871	9514	" " " Arm with 171F, 226J 1177E, 1735R, 17830, 50379F and 51065C.
128872	----	Ruffling Blade Holder Arm 128871 with 40247, 128808, 128853, 128856 and two 228J.....
1177E	9513	Ruffling Blade Holder Arm Clamping Screw
51065C	9513	" " " " Position Screw
40247	9514	" " " Hinge Pin.....
50379F	9510	" " " " Set Screw
228J	9513	" " " Stop Screw.....
128855	9492	" " Lifter.....
237J	9513	" " " Screw.....
128856	9514	" " Lifting Arm.....
128791	9514	" " Regulator with 442C, 1735R 50379F, 128798 and four 223F.....
128792	9525	Ruffling Blade Regulator Bell Crank.....
128793	9514	" " " " " Con-necting Link.....
836C	9513	Ruffling Blade Regulator Bell Crank Con-necting Link Hinge Screw.....
1395D	9513	Ruffling Blade Regulator Bell Crank Hinge Screw.....
128794	9516	Ruffling Blade Regulator Bell Crank Spring.....
128795	9516	Ruffling Blade Regulator Bell Crank Stop

No.	Plate	Name
50128F	9513	Ruffling Blade Regulator Bell Crank Stop Screw.....
*128798	----	Ruffling Blade Regulator Cap.....
223F	9513	" " " " Screw.....
128799	9516	" " " " Pitman Rod.....
128819	----	" " " " " 128799
		with 1720R, 1723R, 54648, 127848, 128801 and 128802.....
128828	----	Ruffling Blade Regulator Pitman Rod 128819 with 128782.....
128801	9516	Ruffling Blade Regulator Pitman Rod Head (lower) with two 896C.....
896C	9506	Ruffling Blade Regulator Pitman Rod Head (lower) Cap Screw.....
127848	9516	Ruffling Blade Regulator Pitman Rod Head (lower) Oil Cup.....
54648	9507	Ruffling Blade Regulator Pitman Rod Head (lower) Oil Pad (braided cotton)....
128802	9516	Ruffling Blade Regulator Pitman Rod Head (upper).....
40247	9514	Ruffling Blade Regulator Pitman Rod Head (upper) Hinge Pin.....
50379F	9510	Ruffling Blade Regulator Pitman Rod Head (upper) Hinge Pin Set Screw.....
1723R	9513	Ruffling Blade Regulator Pitman Rod Nut (lower).....
1720R	9513	Ruffling Blade Regulator Pitman Rod Nut (upper).....
128873	9525	Ruffling Blade Regulator Segment with 1177E.....
128874	----	Ruffling Blade Regulator Segment 128873 with 209F, 40247, 128791 and 128804....
1177E	9513	Ruffling Blade Regulator Segment Clamping Screw.....
209F	9513	Ruffling Blade Regulator Stop Screw.....
128804	9514	" " " " Wearing Block..
442C	9513	" " " " " " Ad-justing Screw.....
1735R	9513	Ruffling Blade Regulator Wearing Block Adjusting Screw Nut.....
128875	9528	Ruffling Blade Rock Shaft (hollow).....
*128876	9525	" " " " " Bracket (back)
135E	9513	" " " " " " " Screw.....
*128877	9525	Ruffling Blade Rock Shaft Bracket(front)
1237E	9513	" " " " " " " Screw.....
62562	9514	Ruffling Blade Rock Shaft Collar with two 465C.....
465C	9510	Ruffling Blade Rock Shaft Collar Set Screw.....
228J	9510	Ruffling Blade Screw.....

No.	Plate	Name
128808	9515	Ruffling Blade Tension Spring.....
171F	9510	" " " " " Adjusting Screw.....
1735R	9513	Ruffling Blade Tension Spring Adjusting Screw Nut.....
17830	9515	Ruffling Blade Tension Spring Position Pin.....
226J	9513	Ruffling Blade Tension Spring Position Screw.....
128857	9515	Ruffling Blade Throw-out Lever.....
1425J	9513	" " " " " Hinge Screw
857H	9513	" " " " " Stop Screw.
128858	9515	" " " " " Indicator Plate with 857H.....
199D	9513	" " " " " Screw.....
128797	9515	" " " " " Washer...
128588	9515	Slack Thread Regulator.....
128589	9515	" " " " " Holder with 452C and 50150C.....
128878	9515	Slack Thread Regulator Holder Crank with 175J.....
175J	9510	Slack Thread Regulator Holder Crank Clamping Screw.....
128879	9521	Slack Thread Regulator Holder Crank Plunger.....
128880	9521	Slack Thread Regulator Holder Crank Plunger Spring.....
128881	9521	Slack Thread Regulator Holder Crank Tripping Point.....
128882	9521	Slack Thread Regulator Holder Crank Tripping Point Bracket with 456C....
128883	----	Slack Thread Regulator Holder Crank Tripping Point Bracket 128882 with 128879 to 128881 and two 1313J.....
456C	9513	Slack Thread Regulator Holder Crank Tripping Point Bracket Set Screw...
1313J	9513	Slack Thread Regulator Holder Crank Tripping Point Screw.....
452C	9506	Slack Thread Regulator Position Screw...
50150C	9513	" " " " " Set Screw.....
128849	9518	Tension (under thread) Bracket.....
997C	9519	" " " " " " Screw....
50944E	9519	" " " " " " Stud
2102	9518	" " " " " Disc.....
1560C	9519	" " " " " Regulating Thumb Nut.....
916C	9519	Tension (under thread) Screw Stud.....
44209	----	" " " " " " " 916C with 1560C.....
10148	9518	Tension (under thread) Spring.....
17547	9518	" " " " " Thread Guide.....
128592	9518	" (upper thread) Bracket.....
376J	9519	" " " " " " Screw.....

RUFFLING ATTACHMENT

FOR ATTACHING BABY RUFFLES AND FLOUNCES
TO BODY OF MATERIAL

No.	Plate	Name
120880	9498	Edge Folder (lower, left hand) on Shank, for folding body of material.....
1443J	9519	Edge Folder (lower, left hand) Screw for 120880.....
120881	9498	Edge Folder (upper, right hand) for folding and attaching the flounce to body of material.....
120882	9498	Edge Folder (upper, right hand) Arm.....
120883	9498	" " " " " " Ex-tension.....
190J	9506	Edge Folder (upper, right hand) Arm Extension Screw.....
128811	9498	Edge Folder (upper, right hand) Arm Holder.....
128812	9498	Edge Folder (upper, right hand) Arm Holder Bracket with two 50083C.....
1343D	9523	Edge Folder (upper, right hand) Arm Holder Bracket Screw.....
50083C	9519	Edge Folder (upper, right hand) Arm Holder Set Screw.....
182D	9523	Edge Folder (upper, right hand) Arm Screw.....
228J	9510	Edge Folder (upper, right hand) Screw... Guide, for baby ruffling.....
120884	9498	" " " " and Edge Folder Bracket....
120885	9498	" " " " " " Separating Blade.....
120886	9498	" " " " " " Separating Blade.....
665J	9519	Edge Guide and Edge Folder Separating Blade Screw.....
228J	9510	Edge Guide Screw.....
120887	9498	Ruffling Attachment complete, for attaching baby ruffles and flounces to body of material, Nos. 120881, 120884 to 120886, two 665J and four 228J....
203J	9523	Ruffling Attachment Screw.....

RUFFLER KNEE LIFTER PARTS

(TO CONTROL FULLNESS OF RUFFLE)

No.	Plate	Name
128813	9498	Bracket with two wood screws 1 in. No. 12.
128814	----	Chain, 17 in. long, with two 56865.....

RUFFLER KNEE LIFTER PARTS

No.	Plate	Name
62164	9498	Chain Guide Pulley.....
128815	9498	" " " Bracket with two wood screws 1 in. No. 12.....
1064R	9523	Chain Guide Pulley Hinge Screw.....
56865	9521	" Hook.....
128816	9498	Knee Arm.....
128817	9498	" " Bracket with 356C.....
11R	9523	" " " Hinge Screw.....
356C	9523	" " " Set Screw.....
2767	9528	" Plate with 356C.....
356C	9523	" " Set Screw.....

ACCESSORIES

No.	Plate	Name
120643	9525	Hand Ruffling Blade.....
120344	9526	Oiler (copper plated) with 120345.....
120345	9526	" Spout, 4 1/2 in. long.....
120440	9526	Screw Driver (large).....
121108	9526	" " (small).....
128771	9500	Threading Wire for self threading loopers.....
120341	9526	Tweezers (curved).....
4822	9526	Wrench for 1547.....
8908	9526	" " 1520.....
68547	9526	" " 1324.....

BENCH STAND

No.	Plate	Name
79769	----	Bench Stand with 27998, two each 41538, 126849, three wood screws 1 1/4 in. No. 12, four each 60656, wood screws 1 1/4 No. 10, eight wood screws 5/8 in. No. 6 and sixteen wood screws 5/8 in. No. 7.....
126849	9520	Flap Hinge with four wood screws 3/4 in. No. 7.....
27998	9520	Flap Hook and Eye (brass) with wood screw 1/2 in. No. 5.....
126247	9520	Flush Bolt.....
126248	9520	" " Plate.....
41538	----	Flush Bolt with Plate complete, Nos. 126247, 126248 and four brass wood screws 5/8 in. No. 4.....
60656	9520	Hinge.....

FOOT LIFTER AND STARTING TREADLE PARTS

No.	Plate	Name
6439	----	Foot Lifter Chain, 36 in. to 45 in., with 56864 and 56865.....
Note: When ordering No. 6439, state length required.		
4879	9521	Foot Lifter Chain Connecting Link.....
56864	9521	" " " " Hook (large).....
56865	9521	" " " " Hook (small).....
150212	9502	" " Treadle.....
150213	9502	Starting Treadle.....
150214	----	" " 150213 with 46682 and two each 2718 and 50581R.....
46682	9502	Starting Treadle Extension.....
50581R	9523	" " " " Screw.....
2718	9521	" " " " Washer.....
67819	9502	" " Pitman Rod (lower).....
67820	9502	" " " " (upper).....
2762	9502	" " " " Collar with 362C.....
362C	9523	Starting Treadle Pitman Rod (upper) Col- lar Set Screw.....
150208	9502	Starting Treadle Pitman Rod (upper) Spring.....
6055	9521	Starting Treadle Pitman Rod (upper) Spring Washer.....
80223	9502	Starting Treadle Pitman Rod Clamp with 361C.....
361C	9523	Starting Treadle Pitman Rod Clamp Screw.....
67821	9502	Starting Treadle Pitman Rod complete, Nos. 2762, 6055, 67819, 67820, 80223 and 150208.....
150215	9502	Starting Treadle Shaft.....
46681	9502	" " " " Bracket.....
60502	----	" " " " 46681 with two wood screws 1 in. No. 14.....
150216	9500	Starting Treadle Spacing Collar with two 445C.....
445C	9523	Starting Treadle Spacing Collar Set Screw.....
150217	----	Starting and Foot Lifter Treadle com- plete, Nos. 150212, 150214 to 150216 and two 60502.....
150218	----	Starting and Foot Lifter Treadle with Pitman complete, Nos. 67821 and 150217

KNEE LIFTER PARTS

No.	Plate	Name
37563	----	Chain, length 15 in., with 56864 and 56865.....
56864	9521	Chain Hook (large).....
56865	9521	" " (small).....
2763	9528	Rock Shaft.....
12242	9528	" " Hanger with two wood screws 1 in. No. 10.....
6335	9528	Rock Shaft Knee Arm.....
6336	----	Rock Shaft Knee Arm complete, Nos. 2766, 2767 and 6335.....
2766	9528	Rock Shaft Knee Arm Hub with 356C.....
356C	9523	" " " " Set Screw.....
2767	9528	" " " Plate with 356C.....
356C	9523	" " " " Set Screw.....
6337	9528	" " Lifting Bracket with two 356C
7125	9528	" " " " Hook.....
356C	9523	" " " " Set Screw
356C	9523	" " " " Set Screw....
2770	9528	" " Stop Dog with 356C.....
356C	9523	" " " " Set Screw.....
23767	9528	Rock Shaft complete, Nos. 2763, 2770, 6336, 6337, 7125 and two 12242.....

MACHINE BASE

No.	Plate	Name
131340	9528	Machine Base.....
131019	9522	" " Oil Pipe.....
131020	9522	" " " " Valve.....
54477	9522	" " Screw Stud, to fasten base to table.....
51576E	9522	Machine Base Screw Stud Nut.....
9842	9522	" " " " Washer.....
131279	9522	" Cushion (felt).....
948E	9522	" Screw, to fasten machine to base
131320	----	Machine Base complete, Nos. 131019, 131020, 131340, three each 9842, 51576E, 54477 and four each 948E and 131279.....

THREAD UNWINDER

(FOR FOUR SPOOLS)

No.	Plate	Name
225257	9505	Spool Rest (for two spools) with 201018C
150203	9527	" " Cushion (felt).....

THREAD UNWINDER

No.	Plate	Name
225388	9505	Spool Rest Rod.....
200383C	9523	" " " Set Screw.....
201018C	9523	" " " Set Screw.....
202490	9505	" Stand with 200383C.....
225391	9505	Thread Guide.....
201696J	9523	" " Lock Nut.....
225326	9521	" " Position Cup.....
225324	9505	" " Rod with 208E and 225322...
208E	9523	" " " Screw.....
225322	9523	" " " Washer.....
*150057	----	" Separator.....
150058	9505	" " 150057 with 150059.....
*150059	----	" " Bracket.....
150060	9505	" " " Arm with 164J and 9525.....
164J	9523	Thread Separator Bracket Arm Clamping Screw.....
9525	9523	Thread Separator Bracket Arm Clamping Screw Washer.....
164J	9523	Thread Separator Bracket Arm Screw.....
9525	9523	" " " " " Washer.
150061	----	Thread Separator complete, Nos. 164J, 9525, 150058 and 150060.....
150062	9505	Thread Unwinder complete, Nos. 150061, 201696J, 202490, 225324, 225326, 225388, two 225257, three wood screws 7/8 in. No. 12 and four each 150203 and 225391.....
27739	9500	Thread Cone (wood) for large cones.....
225390	9500	" " " Holder, for inverted cones..

Note: Nos. 27739 and 225390 are used with, but not included in 150062.

NUMERICAL LIST OF PARTS FOR MACHINE No. 149-6

Genuine Singer Needles should be used
in Singer Machines.
These Needles and their Containers
are marked with the
Company's Trade Mark "SIMANCO." 1


Needles in Containers marked
"For Singer Machines"
are not Singer made needles. 2

PLATE 9453—ONE-HALF SIZE

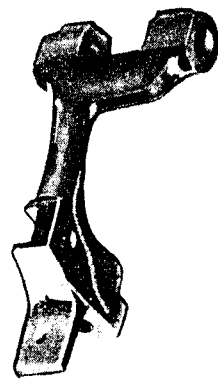
57225




128520



128635



128533




128534



128545



128544



128562



PLATE 9454—FULL SIZE

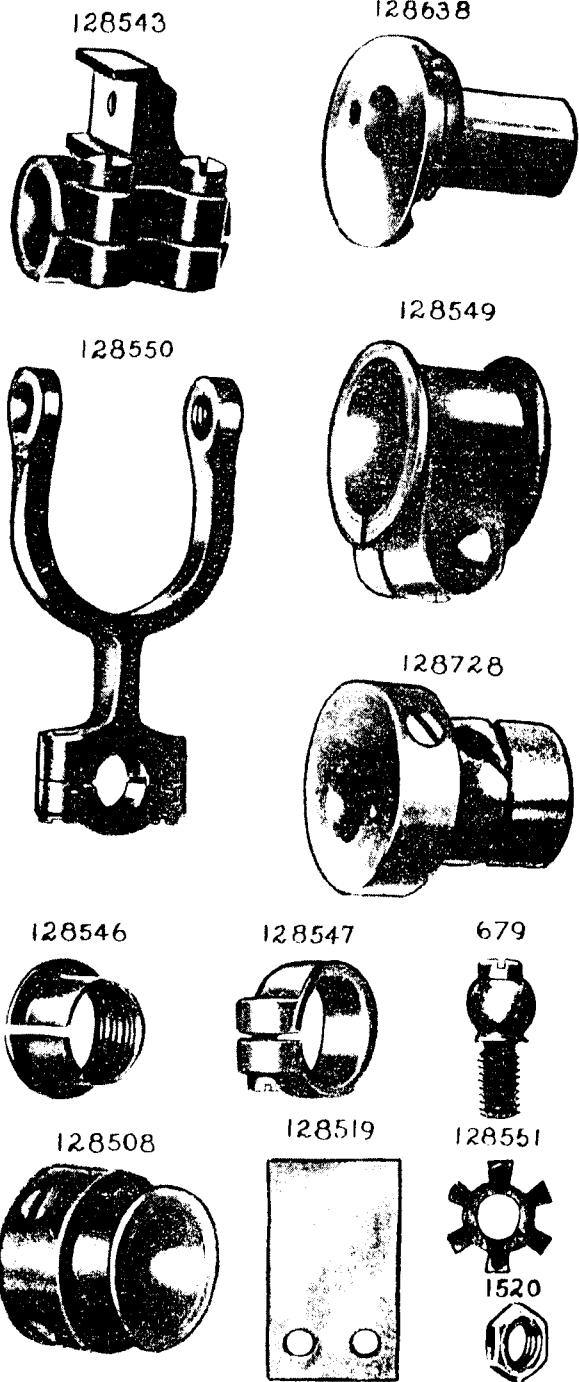


PLATE 9457—FULL SIZE

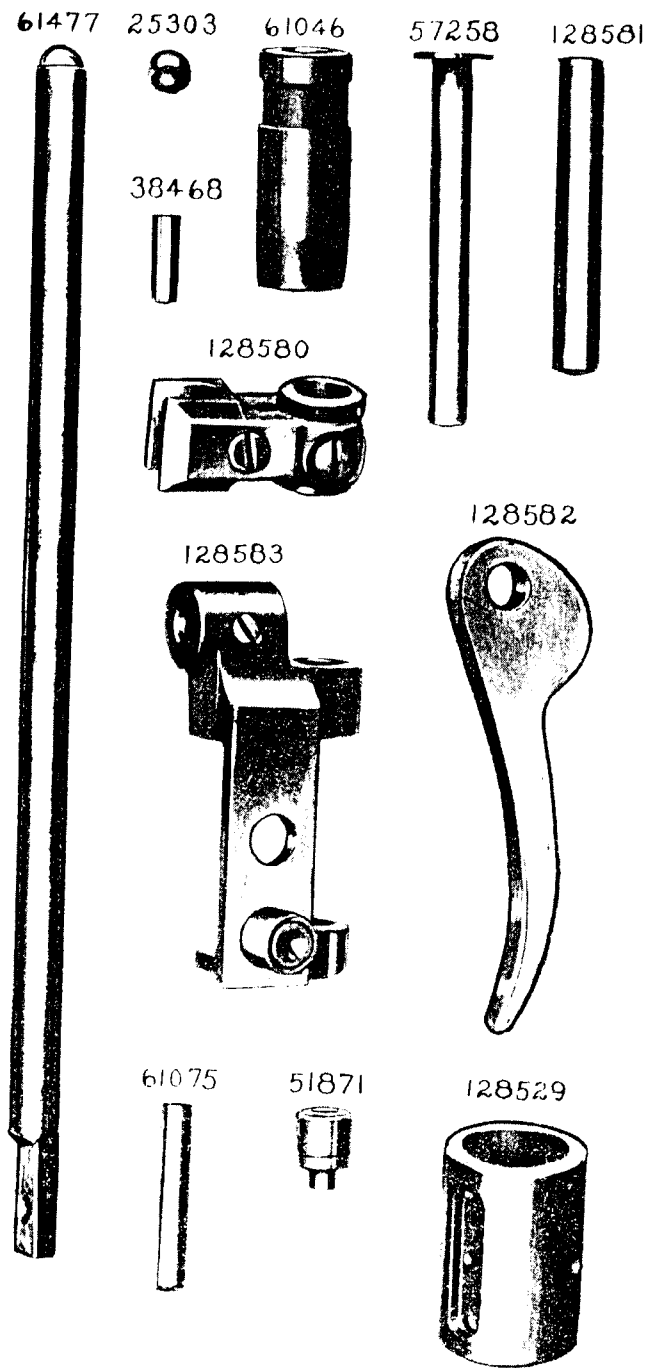



PLATE 9491—ONE-HALF SIZE

128502




128840



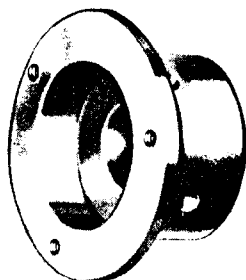
49091-

128839-


128510



128780



128782



54007



128504



128781


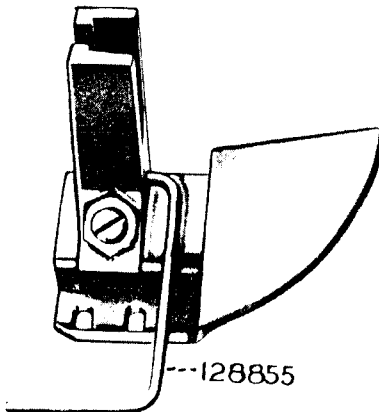



PLATE 9492—FULL SIZE

128851




128862



128855

128863



128724

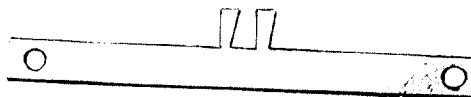


PLATE 9493—FULL SIZE


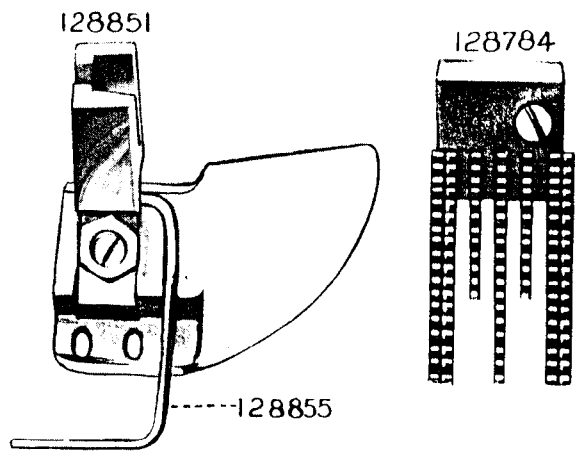


PLATE 9498—ONE-HALF SIZE

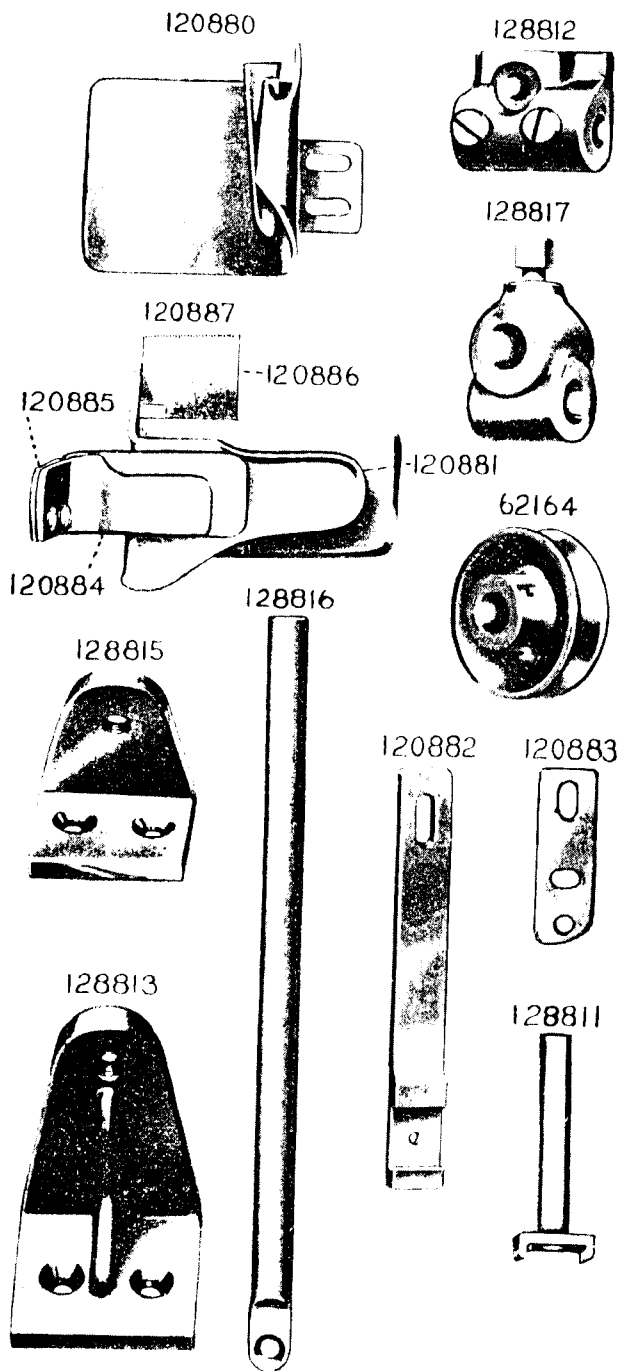


PLATE 9500—ONE-HALF SIZE

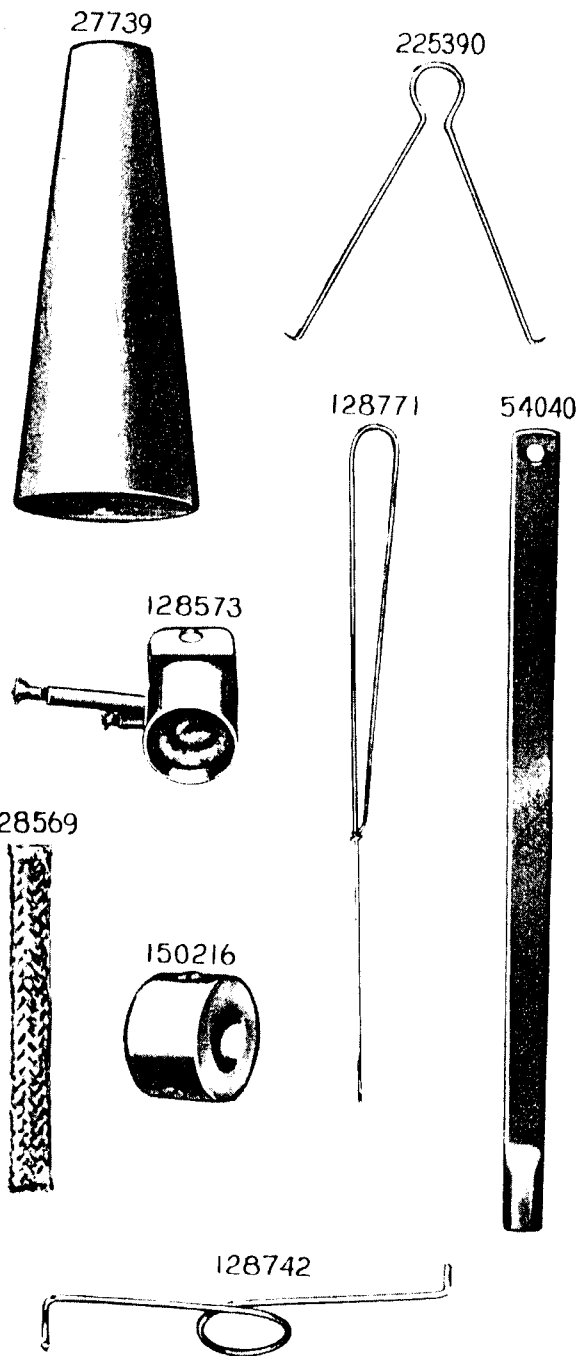


PLATE 9502 - ONE-FOURTH SIZE

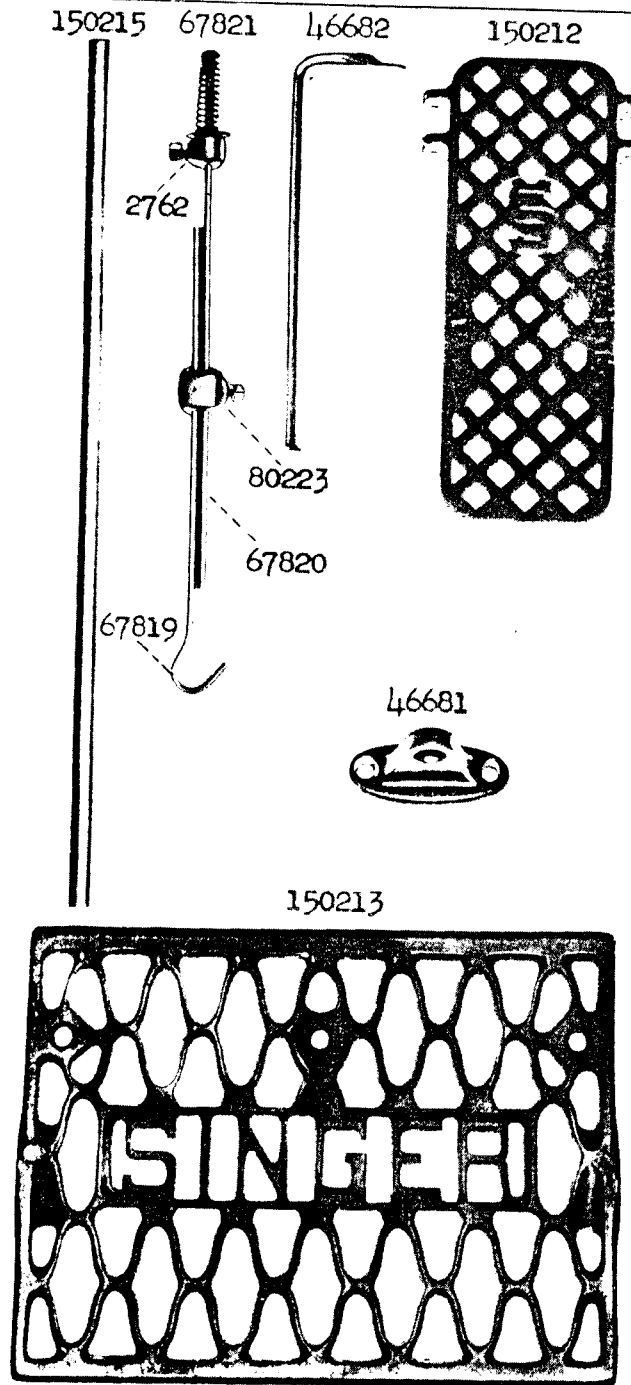


PLATE 9505—ONE-SIXTH SIZE

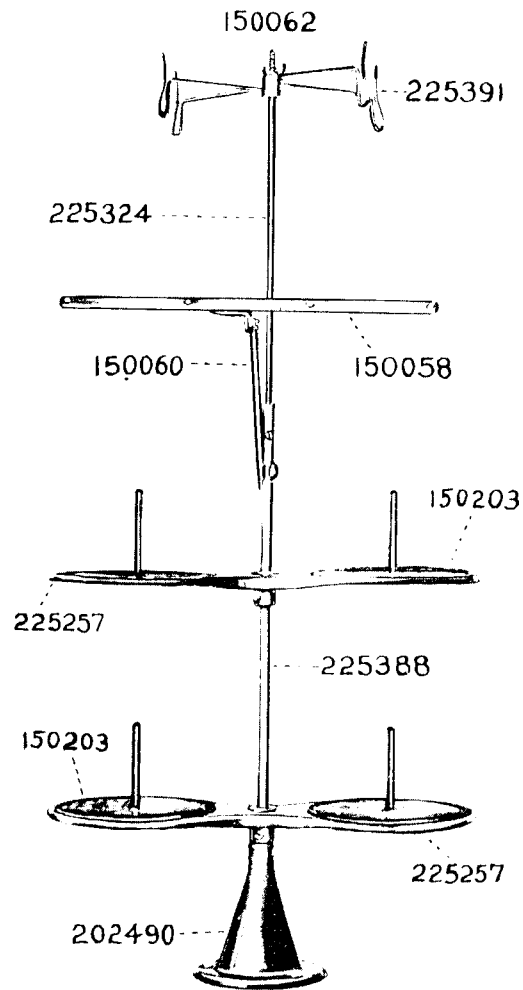


PLATE 9506 - FULL SIZE

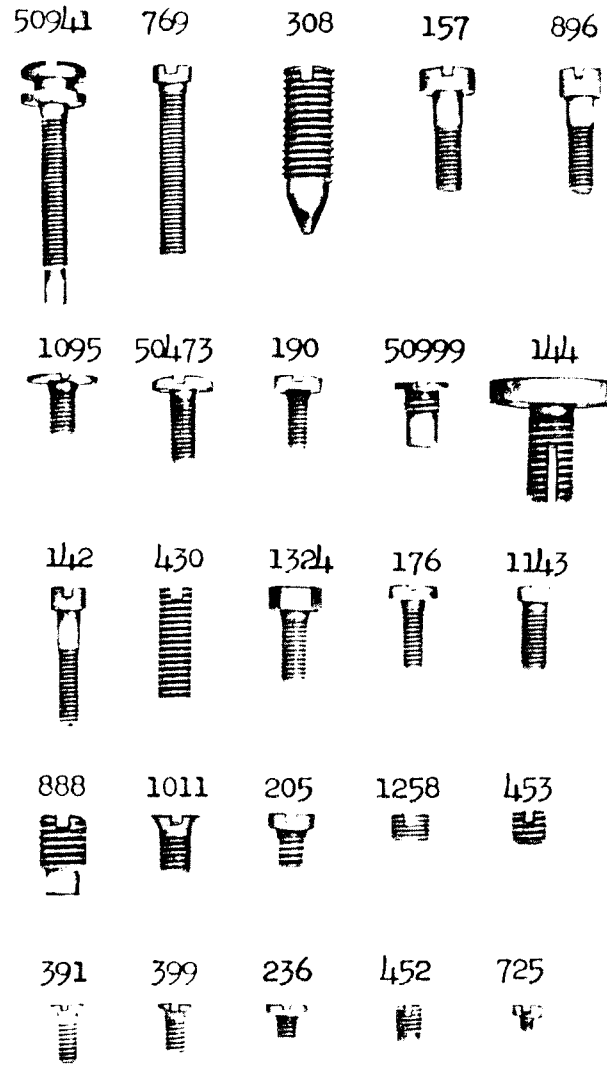


PLATE 9507 - FULL SIZE

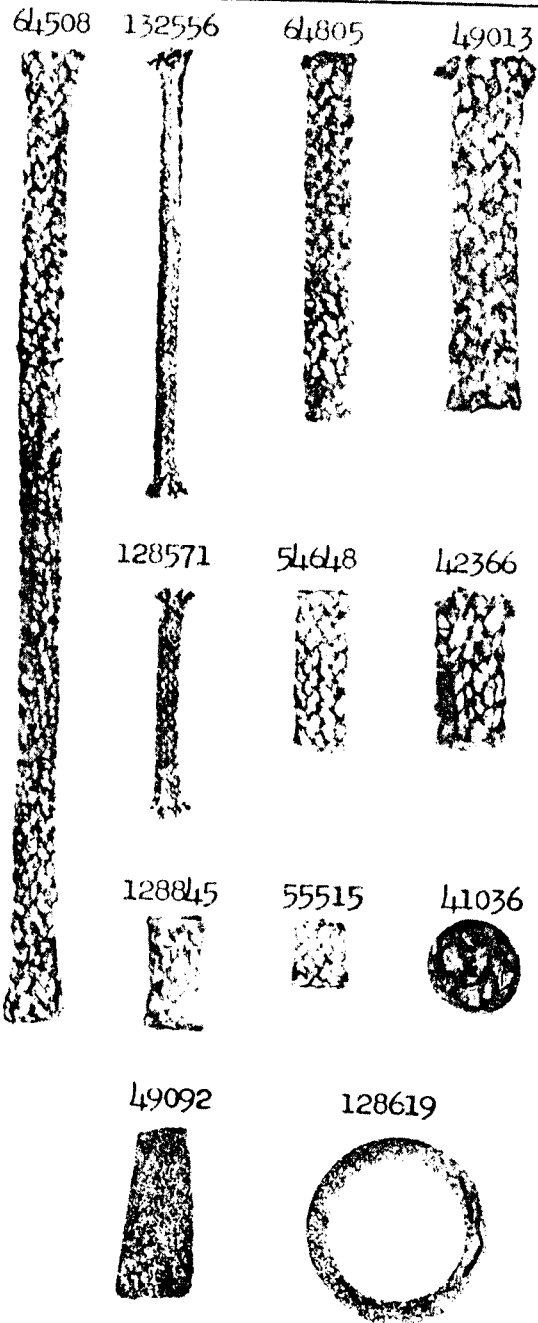


PLATE 9508 - FULL SIZE

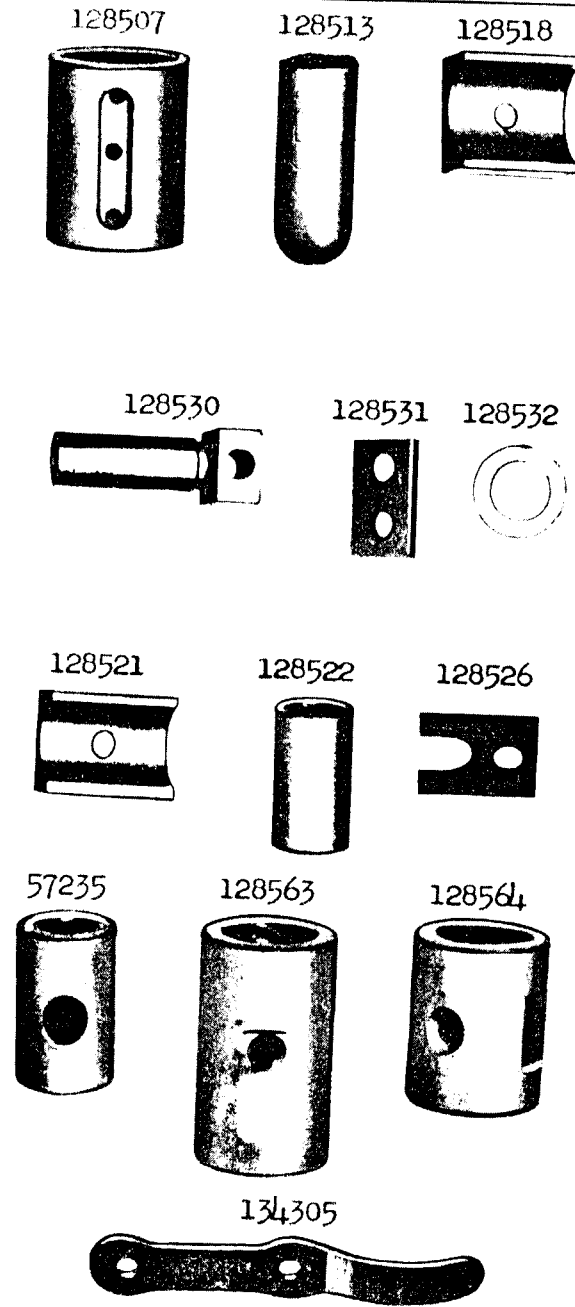


PLATE 9509 - FULL SIZE

128640



128768




128702

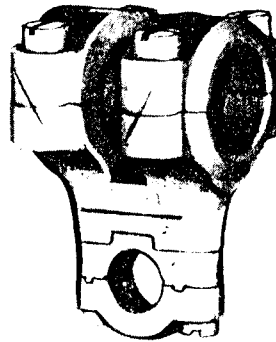


61041

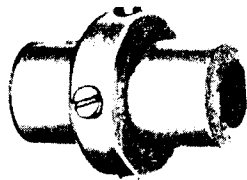
128537



128621



128641



128643

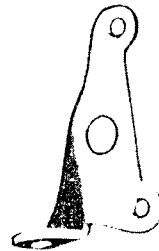


PLATE 9510 - FULL SIZE

50942



802



898



743



50282



457



1133



465



1057



563



171



51137



443



1239



792



175



1259



454



50379



791



50370



228



590



18055



122565



1664



1700



50603



PLATE 9511 - FULL SIZE

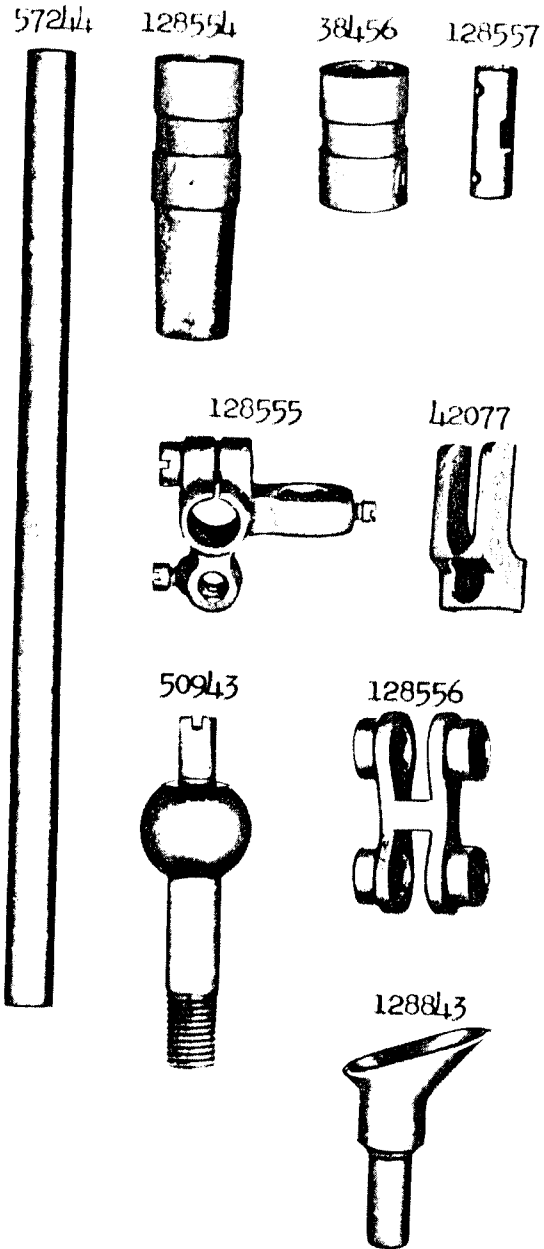


PLATE 9512 - FULL SIZE

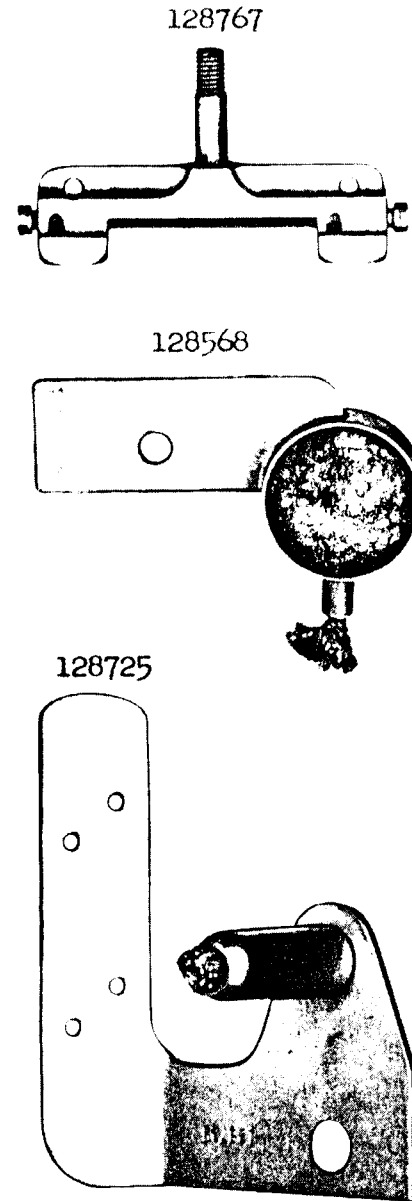


PLATE 9513 - FULL SIZE

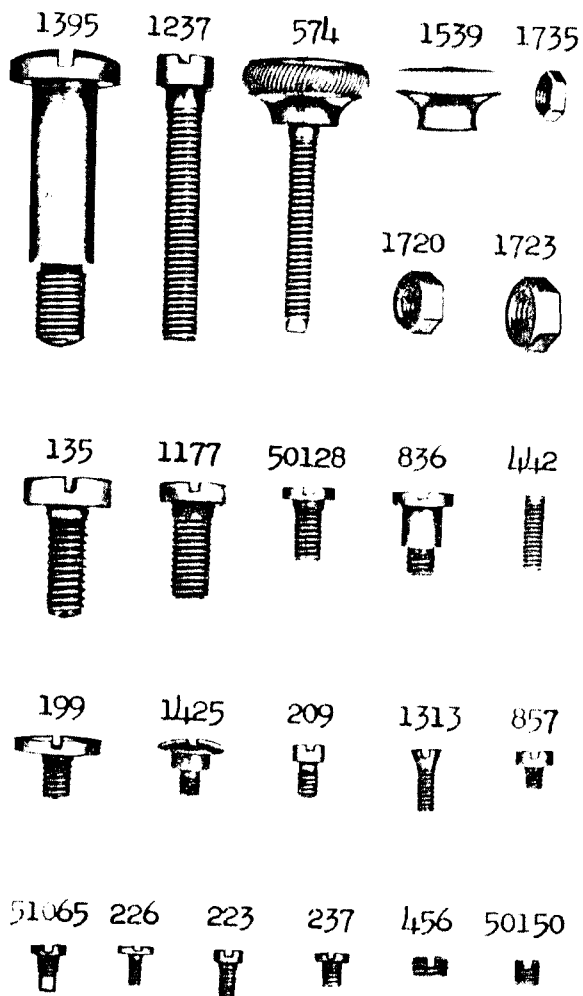


PLATE 9514 - FULL SIZE

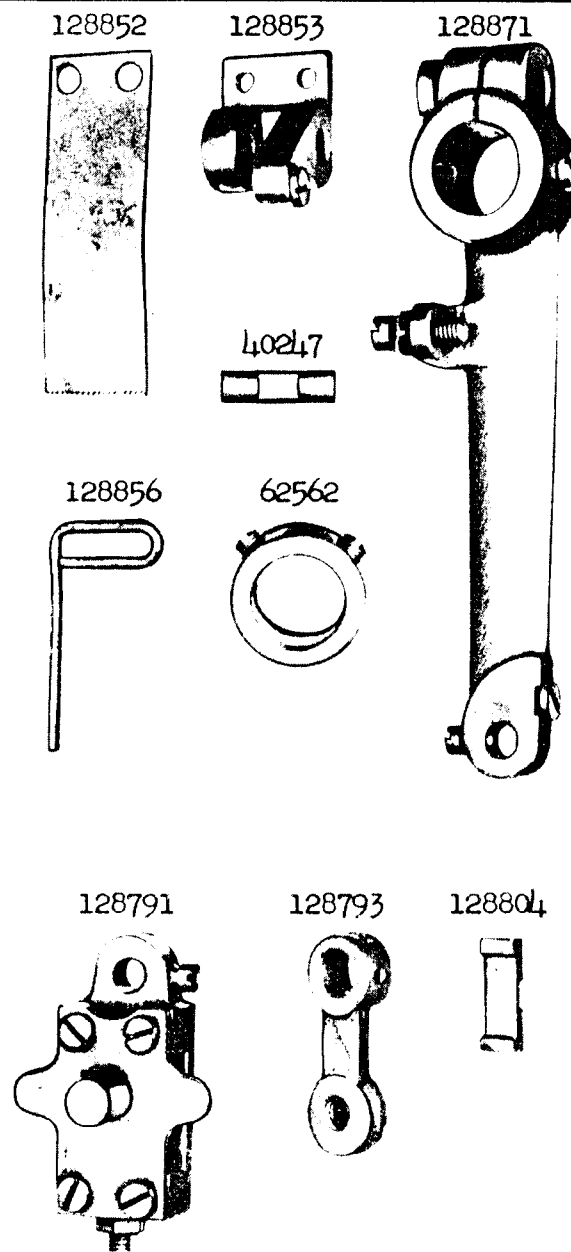
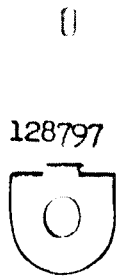


PLATE 9515 - FULL SIZE

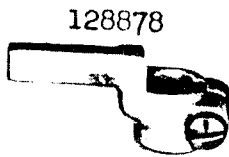
128808



17830



128797

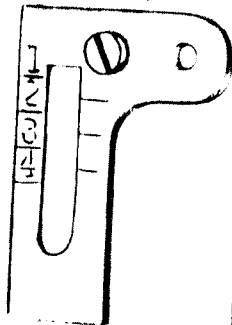


128878


128588



128858



128857

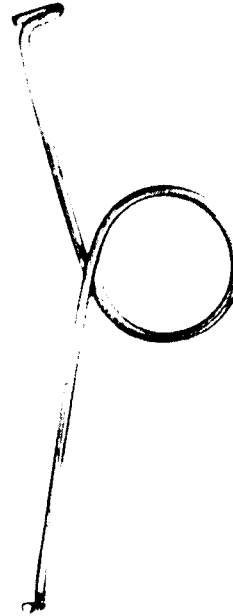


128589



PLATE 9516 - FULL SIZE

128794



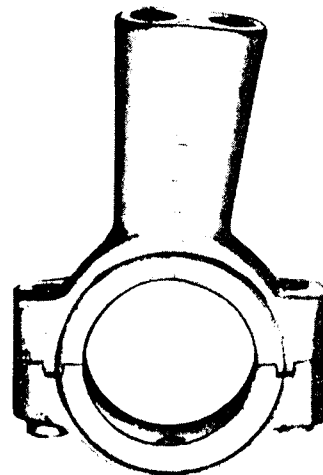
128795



128799



128801



127848



128802



PLATE 9517 - FULL SIZE


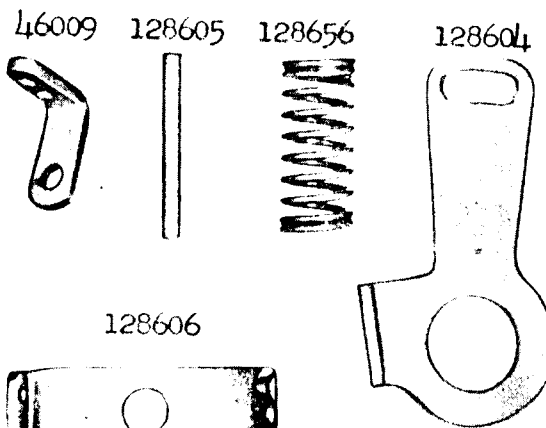
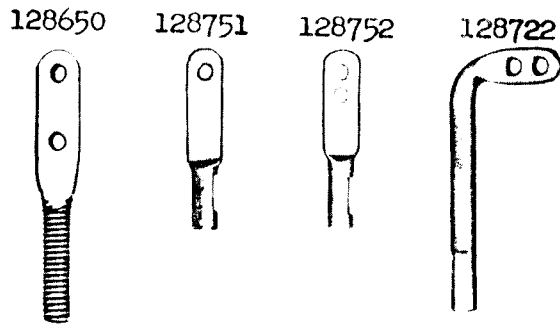
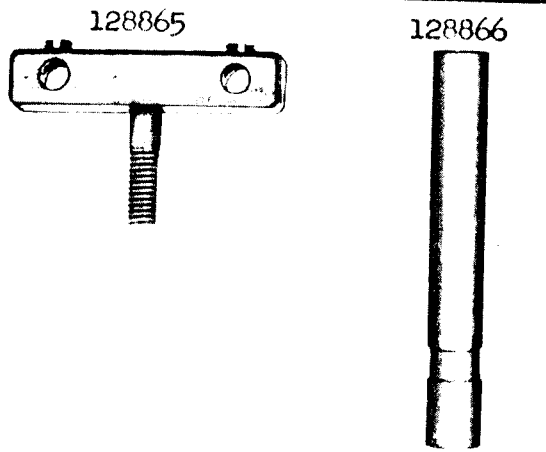


PLATE 9518 - FULL SIZE

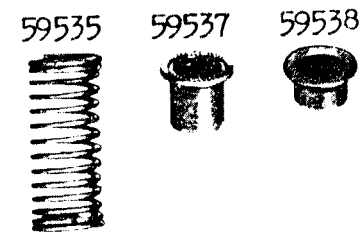
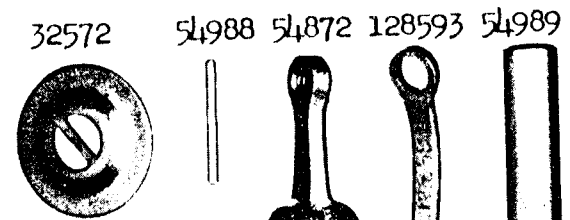
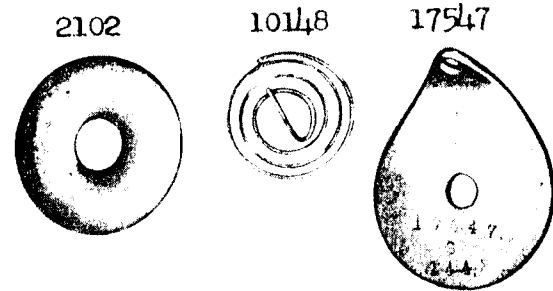
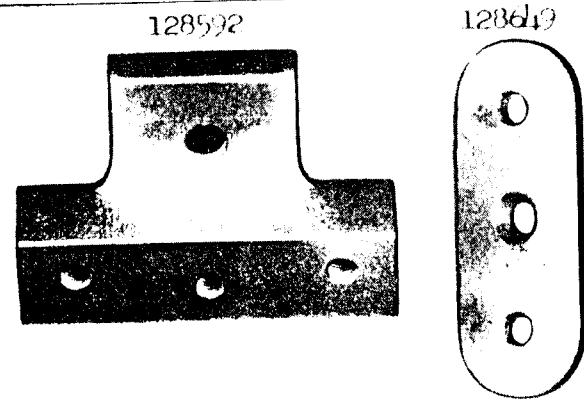
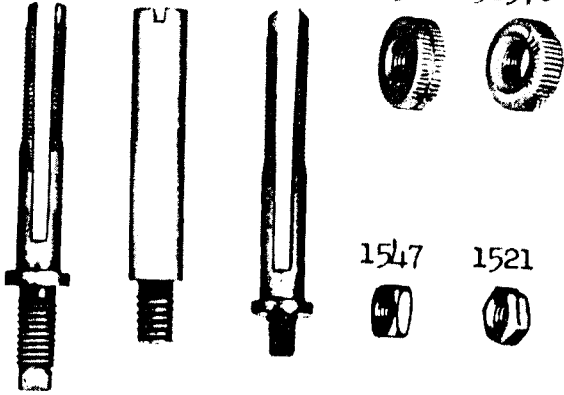


PLATE 9519 - FULL SIZE


51029 50944 50326 1560 51570



1547 1521



916 376 50154 50945 50083



997 316 446 624 1498

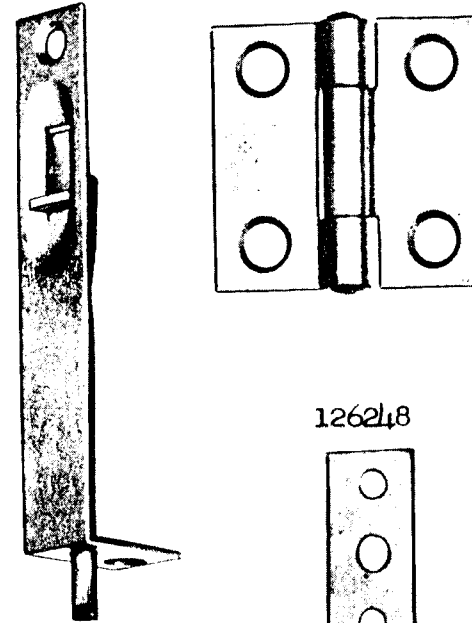


1198 1443 1235 110 665



PLATE 9520 - FULL SIZE

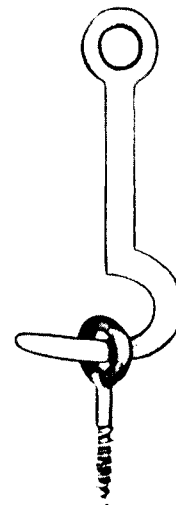
126247 126849



126248



27998



60656

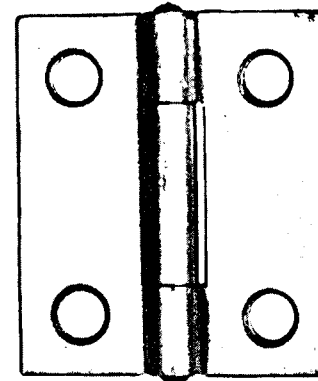


PLATE 9521 - FULL SIZE



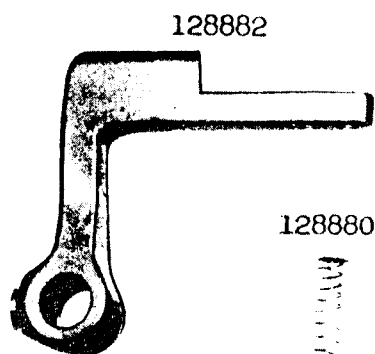
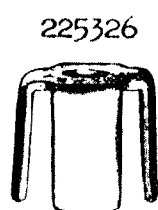




PLATE 9522 - FULL SIZE

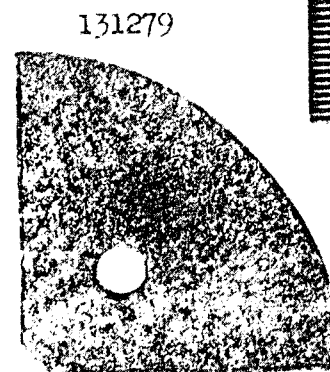

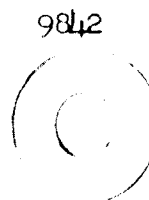



PLATE 9523 - FULL SIZE

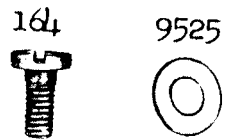
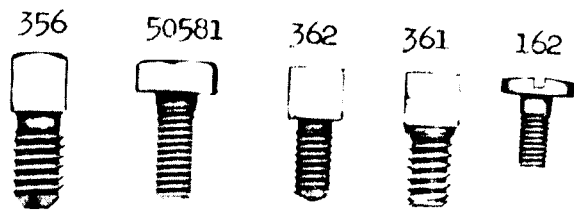
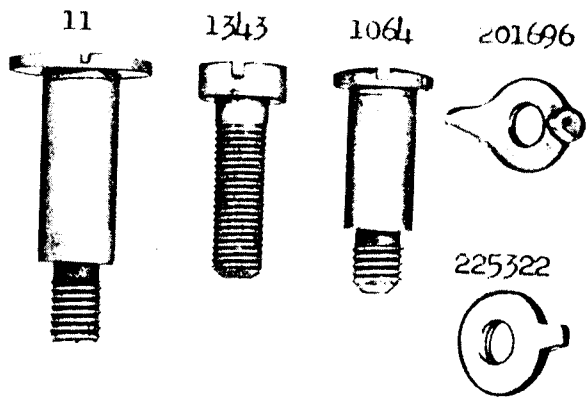
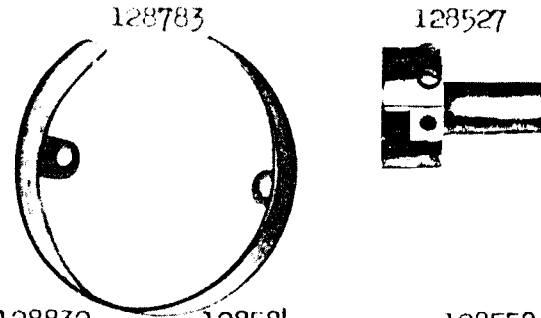


PLATE 9524 - ONE-HALF SIZE



128832 128584 128558

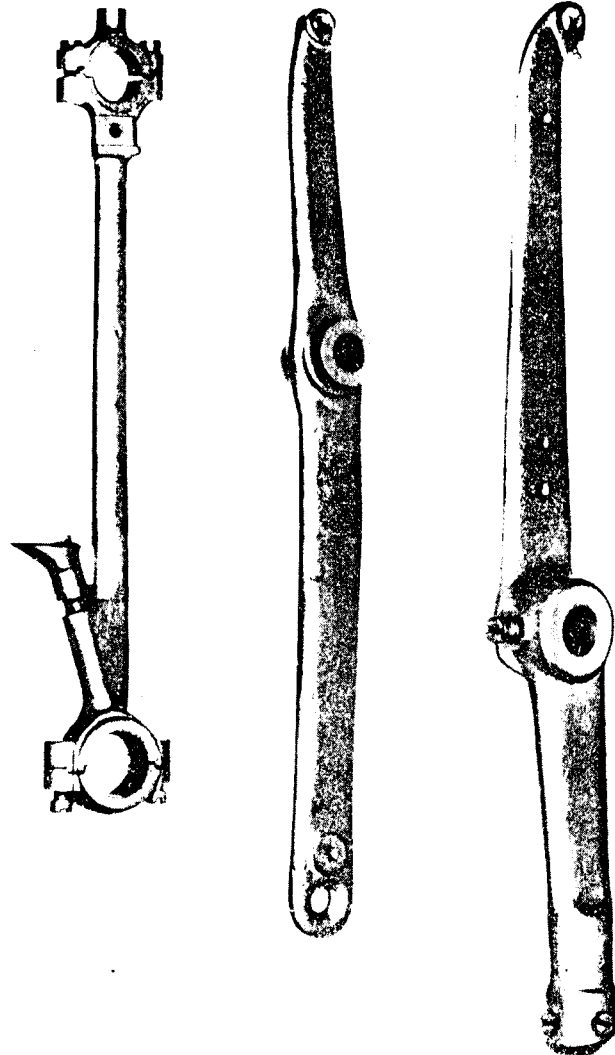



PLATE 9525 - ONE-HALF SIZE

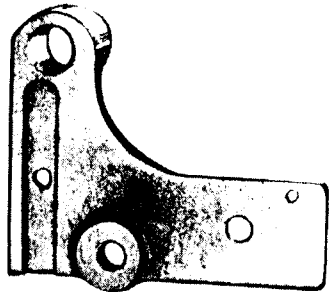
128792



120643



128876



128873



128877



128612



PLATE 9526 - ONE-HALF SIZE

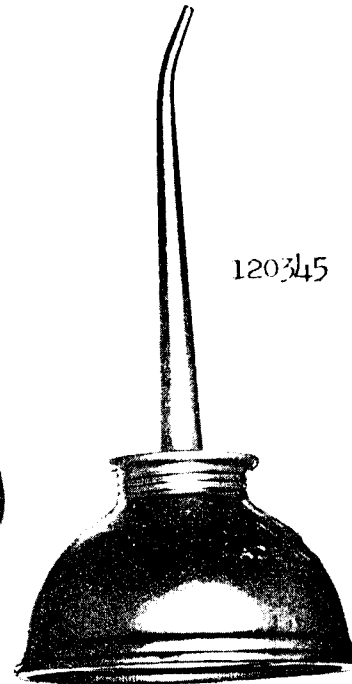
120340



121108



120344




120345

120341



8908



68547



4822




PLATE 9527 - ONE-FOURTH SIZE

128847




150203



128859



128829



128816

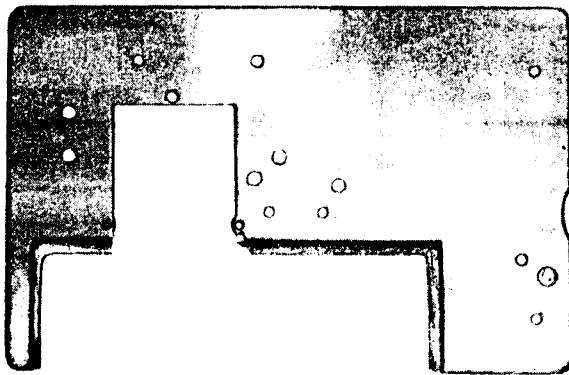


PLATE 9528 - ONE-FOURTH SIZE


128779



128875



131340



7125



23767

2770

12212



6337

2766

2765

12212

6335



2767

