

Singer 31-51
Singer 31-52
Singer 31-53
Singer 31-54
Singer 31-55
Singer 31-60
Singer 31-61
Singer 31-62
Singer 31-63
Singer 31-64

Form 7909
Supersedes Form 7487
May, 1912

PRICE LIST

OF

PARTS



MACHINES

Nos. 31-51 to 31-55 and
31-60 to 31-64

THE SINGER MANUFACTURING COMPANY

INDEX

	PAGE
ATTACHMENTS AND ACCESSORIES	97
BINDER	98
BOBBIN WINDERS	118
BOX PLAITER	98
DRIVING ATTACHMENT	120
EDGE FOLDERS	99
FOOT LIFTER PARTS	123
GUIDES	102
HEMMER	103
IRON BASE	97
KNEE LIFTER PARTS	124
LAP SEAM FELLERS	104
MACHINE No. 31-51	7
" " 31-52	16
" " 31-53	26
" " 31-54	33
" " 31-55	43
" " 31-60	53
" " 31-61	61
" " 31-62	70
" " 31-63	78
" " 31-64	88
NUMERICAL LIST OF PARTS	137
OBSOLETE PARTS	133
PRESSER FEET	107
RUFFLERS	110
SEPARATING BLADE	114
SHIRT CLOSING PARTS	114
SPOOL FIXTURES (WIRE)	118
" HOLDER (DISC)	116
STAND (HIGH SPEED)	126
" (ROCKING TREADLE)	128
STRIP FOLDERS	101
TAPE HOLDERS	116
" SPOOL FIXTURE (WIRE)	117
THREAD UNWINDER	129
THROAT PLATES	115
TRIMMINGS FOR END AND BACK LEAF TABLE	129
UNDER DRIVER (BALL BEARING)	131
" " (OIL CONTROLLING PULLEY)	130

INSTRUCTIONS FOR ORDERING

In ordering from this list, use ONLY the PART number in the FIRST column.

The number stamped on a Sewing Machine part is in every case the number of the single part only.

Every combination of parts sent out as such has its specific number, which, although not stamped on the parts, must be used when ordering the combination.

Each number always indicates the SAME PART in whatever list it appears, or for whatever machine.

The letters after some of the numbers indicate the style of finish only, as follows:

- A. Hardened, Polished and Plated.
- B. Polished and Plated.
- C. Hardened only.
- D. Polished only.
- E. Soft, not Polished.
- F. Hardened and Polished.
- H. Blued.

These letters MUST BE USED when they appear in the list, and AFTER the number as in the list.

In this series

- 1 to 1500 and 50001 to 51500 are Screw Numbers.
- 1501 to 1800 are Nut Numbers.
- 1801 to 2000 are Roller Numbers.
- 2001 to 50000 are numbers of Machine Parts.

The figures in the second column refer only to the plates, illustrating the parts, and are NOT TO BE USED in ordering.

Parts marked with an asterisk (*) are furnished only when repairs are made at factory.

When ordering parts which differ as to GAUGE (the distance between seams) the GAUGE as well as the NUMBER MUST BE GIVEN on orders.

LIST OF PARTS COMPLETE FOR MACHINE NO. 31-51

DROP FEED, TWO NEEDLES, TWO SHUTTLES, HIGH SPEED, LEATHER

(OBSOLETE)

NO.	PLATE	NAME	EACH
*20013	—	Arm with 11104.....	\$4 50
8582	1220	" Dowel Pin.....	02
12453	1220	" Oil Tube for intermediate bearing.....	06
12454	1220	" " " with 29599 for oiling 12409.....	06
11119	1220	" " " " " " " 19156.....	06
24131	817	" " " " " " " 12197.....	06
29599	817	" " " Packing (felt)....per 100.....	25
	748E	" Screw (back).....	08
	854E	" " (front).....	12
12427	766	" Shaft.....	2 00
*11104	—	" " Bushing (front).....	20
12357	812	" " Flanged Bushing (back).....	20
448C	783	" " " " " " Set Screw.....	03
	144D	782 Arm Shaft Screw.....	08
12480	815	" Side Cap.....	05
	219D	790 " " " Screw.....	02
12193	815	" " Cover.....	10
	286D	783 " " " Thumb Screw.....	10
	2415	812 " Spool Bracket.....	25
15063	812	" " " 2415 with two 12403.....	35
	145D	782 " " " Screw.....	04
12403	1220	" " " Spool Pin and Thread Eyelet.....	05
11241	812	Arm Spool Bracket Spool Pin Washer (cloth)....per 100....	25
12358	812	Balance Wheel (power) light rim, 2½ in. pulley, with two 448C.....	75
	4370	5768 Balance Wheel (stand) heavy rim, 3 in. pulley, with two 448C.....	75
	448C	783 Balance Wheel Set Screw.....	03
*20014	—	Bed.....	5 00
20197	5769	Crank Connecting Rod with 20198 and two 896E.....	1 35
*20198	—	Crank Connecting Rod Cap.....	30
	896E	1221 " " " " " " Screw.....	04

PARTS FOR MACHINE NO. 31-51

NO.	PLATE	NAME	EACH
908C	1221	Crank Connecting Rod Hinge Screw...	\$ 12
1619E	1222	" " " " " Nut	05
19304	—	Face Plate.....	50
19305	815	Face Plate complete, Nos. 19155, 19304 and 19327.....	1 00
190D	782	Face Plate Screw.....	03
19327	1220	" " Thread Guard (lower) with 12152.....	25
12152	1220	Face Plate Thread Guard (lower) Rivet per 100.....	10
19155	1220	Face Plate Thread Guard (upper) with 12152.....	20
12152	1220	Face Plate Thread Guard (upper) Rivet per 100.....	10
286D	783	Face Plate Thumb Screw.....	10
19111	1208	Feed Bar.....	75
313C	783	" " Screw Centre.....	04
1519E	783	" " " " " Nut.....	03
12197	812	" Cam and Feed Lifting Eccentric with 446C.....	50
446C	783	Feed Cam and Feed Lifting Eccentric Set Screw.....	03
3033	1145	Feed Connecting Link.....	20
375C	782	" " " " Hinge Screw.....	12
1518E	783	" " " " " Nut	04
19295	790	" Dog with 19118, for $\frac{1}{2}$ in. to $\frac{3}{4}$ in. gauge, for vamping.....	1 25
19183	787	Feed Dog with 19118, for $\frac{3}{8}$ in. to $\frac{1}{4}$ in. gauge, for shoe staying.....	1 50
20080	798	Feed Dog with 19118, for $\frac{3}{8}$ in. to $\frac{1}{4}$ in. gauge, for 19478.....	1 50
191C	1221	Feed Dog Screw.....	03
19116	1220	" " Spring.....	02
19117	1220	" " " Hook for 19120.....	01
19118	1220	" " " " " Feed Dogs..	01
12123	813	" Forked Connection.....	60
375C	782	" " " Hinge Screw..	12
1518E	783	" " " " " " Nut.....	04
12374	766	Feed Lifting Rock Shaft.....	50
20017	—	Feed Lifting Rock Shaft complete, Nos. 12374, 16556 and 19120.....	1 70
16556	1208	Feed Lifting Rock Shaft Crank (back) with 462C.....	20
2049	1220	Feed Lifting Rock Shaft Crank (back) Pin.....	01
462C	1221	Feed Lifting Rock Shaft Crank (back) Set Screw.....	02

PARTS FOR MACHINE NO. 31-51

NO.	PLATE	NAME	EACH
19120	1208	Feed Lifting Rock Shaft Crank (front) with 157E, 19117, 19121 and 19122..	\$1 00
157E	782	Feed Lifting Rock Shaft Crank (front) Clamping Screw.....	04
19121	1208	Feed Lifting Rock Shaft Crank (front) Roller.....	12
19122	1208	Feed Lifting Rock Shaft Crank (front) Roller Pin.....	03
43976	5769	Feed Lifting Rock Shaft Crank Connect- ing Rod (cast iron) with 43977 and two 145E.....	80
*43977	—	Feed Lifting Rock Shaft Crank Connect- ing Rod Cap.....	30
145E	782	Feed Lifting Rock Shaft Crank Connect- ing Rod Cap Screw.....	04
375C	782	Feed Lifting Rock Shaft Crank Connect- ing Rod Hinge Screw.....	12
1518E	783	Feed Lifting Rock Shaft Crank Connect- ing Rod Hinge Screw Nut.....	04
307C	783	Feed Lifting Rock Shaft Screw Centre..	06
1513E	783	" " " " " " Nut.....	05
3039	768	Feed Regulator.....	25
1128E	1222	" " " Hinge Screw.....	12
818D	783	" " " Thumb Screw.....	10
12379	766	" Rock Shaft.....	35
20333	—	Feed Rock Shaft complete, Nos. 12379 and 29633.....	60
29633	5736	Feed Rock Shaft Crank with 157E.....	25
157E	782	" " " " Clamping Screw	04
307C	783	" " " " Screw Centre.....	06
1513E	783	" " " " " Nut.....	05
19230	1228	Guide.....	15
219F	790	" Screw.....	02
7071	1220	" " Washer.....	01
18014	814	Needle Bar (hollow).....	60
12382	1144	" " Connecting Link with 794E..	50
794E	1144	" " " " Adjusting Screw.....	05
*12383	—	Needle Bar Connecting Stud.....	40
12384	1144	Needle Bar Connecting Stud complete, Nos. 453C, 1904 and 12383.....	50
1904	1144	Needle Bar Connecting Stud Roller (roller only).....	12
453C	783	Needle Bar Connecting Stud Set Screw..	02
20188	5769	" " Crank with 858C and 1065C..	80

PARTS FOR MACHINE NO. 31-51

NO.	PLATE	NAME	EACH
1065C	1222	Needle Bar Crank Position Screw.....	\$ 10
858C	783	" " " Set Screw.....	03
936E	1221	" " Screw Bushing.....	06
19124	817	" Clamp with two 460F, for 1/2 in. to 3/4 in. gauge.....	1 25
19308	817	Needle Clamp with 209F and 460F, for 3/2 in. gauge and above.....	1 25
2273	817	Needle Clamp Pin.....	01
460F	783	" Set Screw for 19124.....	02
460F	783	" " " (left) for 19308.....	02
209F	1221	" " " (right) for 19308.....	02
24020	1206	Oil Cup.....	20
24021	1206	" " Extension.....	05
12486	—	" " Packing (felt).....	02
24022	1206	Oil Cup complete, Nos. 12486, 24020 and 24021.....	25
213F	1221	Oil Cup Screw.....	03
19386	813	Oscillating Rock Shaft.....	1 00
19387	—	Oscillating Rock Shaft complete, Nos. 4784, 12388 and 19386.....	1 50
12388	813	Oscillating Rock Shaft Hinge Pin.....	50
878D	783	" " " " Oil Hole Stop Screw.....	06
12459	1220	Oscillating Rock Shaft Hinge Pin Oil Hole Stop Screw Washer (leather) per 100.....	50
448C	783	Oscillating Rock Shaft Hinge Pin Set Screw.....	03
4784	1101	Oscillating Rock Shaft Oil Pad.....	01
20016	812	" Shaft.....	40
19496	—	" Crank.....	25
19388	1208	Oscillating Shaft Crank complete, Nos. 460C, 1518E, 19390 and 19496.....	80
2049	1220	Oscillating Shaft Crank Pin.....	01
460C	783	" " " Set Screw.....	02
19389	1208	" " " Slide Block.....	35
229D	782	" " " " Cap Screw.....	02
12424	1208	Oscillating Shaft Crank Slide Block Cap Screw Washer.....	02
969C	1208	Oscillating Shaft Crank Slide Block Screw Stud.....	15
1518E	783	Oscillating Shaft Crank Slide Block Screw Stud Nut.....	04
19390	1208	Oscillating Shaft Crank Slide Block complete, Nos. 229D, 969C, 12424 and 19389.....	50

PARTS FOR MACHINE NO. 31-51

NO.	PLATE	NAME	EACH
12391	814	Presser Bar (hollow).....	\$ 80
12326	1145	" " Guide Bracket with 453C... 453C 783 " " " " Set Screw...	25
2062	1145	" " Lifter.....	20
689C	782	" " " Screw.....	10
1520E	783	" " " " Nut.....	03
12327	1145	" " Lifting and Releasing Lever Bracket.....	50
11167	814	Presser Bar Spring (light) .051 wire....	05
NOTE. No. 11167 is sent with this machine unless another spring is specified on order.			
12139	814	Presser Bar Spring (medium) .055 wire.	05
20023	814	" " " (heavy) .063 wire....	05
11170	1220	" " " Washer.....	01
19333	1223	" Foot, for inside stays.....	1 50
19186	1223	" " (long toe) for inside stays.	1 50
20051	1223	" " with keel, slotted for tape, for staying.....	1 75
20376	2074	Presser Foot, for shoe tips.....	1 00
26276	1220	" " Hinge Pin.....	01
20199	—	" " Plate.....	1 50
26275	—	" " Shank.....	75
20200	821	Presser Foot (hinged) complete, for inside stays, Nos. 20199, 26275 and 26276.....	2 25
26276	1220	Presser Foot Hinge Pin.....	01
20287	—	" " Plate.....	1 75
26275	—	" " Shank.....	75
20288	821	Presser Foot (hinged) complete, with keel, slotted for tape, for staying, Nos. 20287, 26275 and 26276.....	2 50
26276	1220	Presser Foot Hinge Pin.....	01
43970	—	" " Plate.....	1 85
43971	—	" " Shank.....	65
43972	5770	Presser Foot (hinged) long toe, complete, for inside stays, Nos. 26276, 43970 and 43971.....	2 50
190D	782	Presser Foot Screw.....	03
19476	1227	" " (spring presser).....	2 50
19477	1227	" " " " Bracket with 465C.....	1 60
465C	1227	Presser Foot (spring presser) Bracket Set Screw.....	02
4460	1227	Presser Foot (spring presser) Guide with 735C.....	75
735C	1227	Presser Foot (spring presser) Guide Set Screw.....	02

NO.	PLATE	NAME	EACH
4461	1227	Presser Foot (spring presser) Spring...	\$ 02
4462	1227	" " " " " Screw	15
		Bushing.....	03
1607D	1227	Presser Foot (spring presser) Stop Nut.	03
19478	1227	Presser Foot (spring presser) complete, Nos. 1607D, 4460 to 4462, 19476 and 19477.....	5 00
688E	783	Pressure Regulating Thumb Screw.....	25
1903	1210	Roller, 1 $\frac{1}{4}$ in. diam., with 652D and 1528D, for 19211 and 19212.....	40
1875	1210	Roller, 1 $\frac{1}{2}$ in. diam., with 634D and 1528D, for 19213 and 19214.....	60
19196	5771	Roller Arm for 19211.....	20
19197	5771	" " " 19212.....	20
19198	5771	" " " 19213.....	20
19199	5771	" " " 19214.....	20
	440F	" " Adjusting Screw.....	03
	1547D	" " " " Nut.....	03
19200	5771	" " Bracket for 19212 and 19214	30
17567	5771	" " " " 19211.....	30
4777	5771	" " " " 19213.....	35
	316F	" " " Screw Centre.....	03
	1547D	" " " " " Nut..	03
	7556	" " Lock Spring.....	05
	176F	" " " " Screw.....	03
	1549D	" " " " " Nut.....	03
19201	1210	" Needle Guard (flat) $\frac{1}{2}$ in. to $\frac{1}{16}$ in. gauge, for 19211.....	40
19204	1210	Roller Needle Guard (flat) $\frac{1}{2}$ in. to $\frac{1}{16}$ in. gauge, for 19213.....	40
	207F	Roller Needle Guard (flat) Screw.....	02
19207	1210	" " " (round) $\frac{1}{2}$ in. to $\frac{1}{16}$ in. gauge, for 19211.....	45
19208	1210	Roller Needle Guard (round) $\frac{3}{4}$ in. to $\frac{1}{4}$ in. gauge, for 19212 and 19214.....	45
19209	1210	Roller Needle Guard (round) $\frac{1}{2}$ in. to $\frac{1}{16}$ in. gauge, for 19213.....	45
	171F	Roller Needle Guard (round) Set Screw.	03
19211	1209	Roller Presser complete, 1 $\frac{1}{4}$ in. roller, for $\frac{1}{2}$ in. to $\frac{1}{16}$ in. gauge, Nos. 171F, 176F, 207F, 440F, 1549D, 1903, 7556, 17567, 19196, 19201, 19207, two 316F and three 1547D.....	2 05
19212	1209	Roller Presser complete, 1 $\frac{1}{4}$ in. roller, for $\frac{3}{32}$ in. to $\frac{1}{4}$ in. gauge, Nos. 171F, 176F, 440F, 1549D, 1903, 7556, 19197, 19200, 19208, two 316F and three 1547D.....	1 65

NO.	PLATE	NAME	EACH
19213	1209	Roller Presser complete, 1 $\frac{1}{2}$ in. roller, for $\frac{1}{32}$ in. to $\frac{1}{16}$ in. gauge, Nos. 171F, 176F, 207F, 440F, 1549D, 1875, 4777, 7556, 19198, 19204, 19209, two 316F and three 1547D.....	\$2 25
19214	1209	Roller Presser complete, 1 $\frac{1}{2}$ in. roller, for $\frac{3}{32}$ in. to $\frac{1}{4}$ in. gauge, Nos. 171F, 176F, 440F, 1549D, 1875, 7556, 19199, 19200, 19208, two 316F and three 1547D.....	1 85
	190D	Roller Presser Screw.....	03
	652D	" Screw for 1903.....	08
	634D	" " " 1875.....	08
	1528D	" " Nut.....	03
19131	1216	Shuttle (inside) Bobbin.....	05
19134	1216	" " " Case Latch and Position Finger.....	35
2521	1216	Shuttle (inside) Bobbin Case Latch and Position Finger Spring.....	02
592E	1216	Shuttle (inside) Bobbin Case Latch and Position Finger Stop Screw.....	02
19132	1216	Shuttle (inside) Bobbin Case complete, Nos. 591F, 592E, 2521, 19134 and 19149.....	75
19136	1216	Shuttle (inside) Body for 19129.....	75
	591F	" " Tension Regulating Screw.....	02
19149	1216	Shuttle (inside) Tension Spring.....	10
19129	1216	Shuttle (inside) 1 $\frac{1}{16}$ in. diam., Nos. 19131, 19132 and 19136.....	1 50
19131	1216	Shuttle (outside) Bobbin.....	05
19135	1216	" " " Case Latch and Position Finger.....	35
2521	1216	Shuttle (outside) Bobbin Case Latch and Position Finger Spring.....	02
592E	1216	Shuttle (outside) Bobbin Case Latch and Position Finger Stop Screw.....	02
19170	1216	Shuttle (outside) Bobbin Case complete, Nos. 591F, 592E, 2521, 19135 and 19172.....	75
19171	1217	Shuttle (outside) Body for 19169.....	75
19137	1216	" " " " 19130.....	75
	591F	" " Tension Regulating Screw.....	02
19172	1216	Shuttle (outside) Tension Spring.....	10
19169	1217	Shuttle (outside) 1 $\frac{1}{16}$ in. diam., for gauges up to 1 $\frac{3}{16}$ in., Nos. 19131, 19170 and 19171.....	1 50

PARTS FOR MACHINE NO. 31-51

NO.	PLATE	NAME	EACH
19130	1216	Shuttle (outside) 1 $\frac{1}{16}$ in. diam., for 7/32 in. gauge and above, Nos. 19131, 19137 and 19170.....	\$1 50
19139	1208	Shuttle Driver with two 453c.....	2 50
2049	1220	" " Pin.....	01
453c	783	" " Set Screw.....	02
19277	—	" Race Body.....	1 75
19278	1212	" " Loop Separator.....	1 50
934D	1221	" " " Screw.....	02
19279	1212	" " Ring (inside).....	1 50
19280	1212	" " " (outside).....	1 50
2532	1220	" " " Position Pin, per 100	10
2533	1215	" " " Spring.....	12
907D	1221	" " " Screw.....	07
19282	1212	Shuttle Race complete, Nos. 19277 to 19280, two each 907D, 934D, 2533 and four 2532.....	6 00
145F	782	Shuttle Race Screw.....	04
19145	1204	" " Slide (inside).....	30
19146	1204	" " " (outside) for 7/16 in. gauge and below.....	25
19147	1220	Shuttle Race Slide Friction Spring.....	03
651E	1221	" " " " Screw	02
19148	1204	" " " Guide (back) with 651E and 19147.....	50
19185	1204	Shuttle Race Slide Guide ((front) with 651E and 19147.....	50
691F	782	Shuttle Race Slide Guide Screw.....	04
2921	1146	Tension Disc.....	05
19191	1146	" Plate, for upper tension, with 19231.....	50
134D	1221	Tension Plate Screw.....	05
1560C	1146	" Regulating Thumb Nut.....	04
19192	1146	" Releaser.....	15
12397	1145	" Releasing Lever.....	20
12398	1145	" " " Hinge Pin.....	01
12329	1145	" " " Spring.....	02
19193	1146	" " " (intermediate).	10
19281	1146	" " " " "	12
2269	1146	Hinge Block.....	12
		Tension Releasing Lever (intermediate) Hinge Pin.....	01
19194	1146	Tension Releasing Lever (intermediate) Spring.....	03
916F	1146	Tension Screw Stud.....	08
1547D	1146	" " Nut.....	03
2923	1146	" Spring.....	05

PARTS FOR MACHINE NO. 31-51

NO.	PLATE	NAME	EACH
19195	1146	Tension (upper) complete with Tension Release, Nos. 2269, 19191, 19193, 19194, two each 916F, 1547D, 1560C, 2923, 19192 and four 2921.....	\$1 50
12149	817	Thread Guard for 19162.....	05
19159	817	" Guide Body.....	30
19161	817	" " Cap.....	10
19160	817	" " Roller.....	10
905D	817	" " Screw.....	04
19162	—	Thread Guide complete (roller) Nos. 905D and 19159 to 19161.....	50
24129	1144	Thread Take-up Crank.....	80
3094	1144	" " " Wedge.....	10
690E	1144	" " " " Screw....	05
19156	1144	" " Lever.....	30
775E	1144	" " " Cap Screw.....	06
12166	1144	" " " Hinge Pin.....	05
12409	1144	" " " Link.....	25
11204	1144	" " " " Hinge Pin.	15
430C	1144	" " " " " " "	04
19157	1144	Set Screw.....	04
19157	1144	Thread Take-up Lever complete, Nos. 12166, 12409 and 19156.....	65
19158	817	Thread Take-up Spring (music wire)...	03
7336	817	" " " Regulator.....	25
448C	783	" " " " Set Screw.....	03
19184	787	Throat Plate for 19183.....	1 20
19296	790	" " with Loop Separator (solid) for 19295.....	1 25
20081	798	Throat Plate for 20080.....	1 00
691F	782	" " Screw.....	04
20021	5235	Drip Pan with four 1 in. wire nails....	25

LIST OF PARTS COMPLETE

FOR

MACHINE NO. 31-52

DROP FEED, TWO NEEDLES, TWO SHUTTLES, FROM $\frac{3}{32}$ INCH TO $\frac{1}{4}$ INCH
GAUGE, HIGH RAISE FEED. FOR GENERAL WORK IN CLOTH.

NO.	PLATE	NAME	EACH
*20013	—	Arm with 11104.....	\$4 50
8582	1220	" Dowel Pin.....	02
12453	1220	" Oil Tube for intermediate bearing.....	06
12454	1220	" " " with 29599 for oiling 12409.....	06
11119	1220	" " " " " " " " 19156.....	06
24131	817	" " " " " " " " 19275.....	06
29599	817	" " " Packing (felt).....per 100	25
748E	782	" Screw (back).....	08
854E	783	" " (front).....	12
12427	766	" Shaft.....	2 00
*11104	—	" " Bushing (front).....	20
12357	812	" " Flanged Bushing (back).....	20
448C	783	" " " " " " Set Screw.....	03
144D	782	Arm Shaft Screw.....	08
12480	815	" Side Cap.....	05
219D	790	" " " Screw.....	02
12193	815	" " " Cover.....	10
286D	783	" " " Thumb Screw.....	10
2415	812	" Spool Bracket.....	25
15063	812	" " " 2415 with two 12403.....	35
145D	782	" " " Screw.....	04
12403	1220	" " " Spool Pin and Thread Eyelet.....	05
11241	812	Arm Spool Bracket Spool Pin Washer (cloth).....per 100...	25
12358	812	Balance Wheel (power) light rim, 2 $\frac{1}{2}$ in. pulley, with two 448c.....	75
4370	5768	Balance Wheel (stand) heavy rim, 3 in. pulley, with two 448c.....	75
448C	783	Balance Wheel Set Screw.....	03
*20014	—	Bed.....	5 00
20197	5769	Crank Connecting Rod with 20198 and two 896E.....	1 35
*20198	—	Crank Connecting Rod Cap.....	30
896E	1221	" " " " Screw.....	04

PARTS FOR MACHINE NO. 31-52

17

NO.	PLATE	NAME	EACH
908C	1221	Crank Connecting Rod Hinge Screw....	\$ 12
1619E	1222	" " " " " " Nut	05
19304	—	Face Plate.....	50
19305	815	Face Plate complete, Nos. 19155, 19304 and 19327.....	1 00
190D	782	Face Plate Screw.....	03
19327	1220	" " Thread Guard (lower) with 12152.....	25
12152	1220	Face Plate Thread Guard (lower) Rivet. per 100.....	10
19155	1220	Face Plate Thread Guard (upper) with 12152.....	20
12152	1220	Face Plate Thread Guard (upper) Rivet. per 100.....	10
286D	783	Face Plate Thumb Screw.....	10
19111	1208	Feed Bar.....	75
313C	783	" " Screw Centre.....	04
1519E	783	" " " " Nut.....	03
3033	1145	" Connecting Link.....	20
375C	782	" " " Hinge Screw.....	12
1518E	783	" " " " " Nut	04
20383	2081	" Dog with 19118, for $\frac{3}{32}$ in. to $\frac{3}{16}$ in. gauge.....	1 50
19343	789	Feed Dog with 19118, for $\frac{3}{32}$ in. to $\frac{1}{2}$ in. gauge, for general work.....	1 50
20316	2079	Feed Dog with 19118, for $\frac{1}{32}$ in. to $\frac{1}{16}$ in. gauge.....	1 65
20084	799	Feed Dog with 19118, for $\frac{27}{32}$ in. to $\frac{1}{4}$ in. gauge, three long and two short rows of teeth, for general work.....	1 75
19341	789	Feed Dog with 19118, for $\frac{1}{32}$ in. to $\frac{1}{2}$ in. gauge, for knit goods and general work.....	1 50
20074	797	Feed Dog with 19118, for $\frac{1}{16}$ in. to $\frac{1}{8}$ in. gauge, for knit goods and general work.....	1 75
20279	2077	Feed Dog with 19118, for $\frac{27}{32}$ in. to $\frac{1}{4}$ in. gauge, for knit goods and general work.....	1 90
19338	786	Feed Dog with 19118, for $\frac{1}{32}$ in. to $\frac{3}{16}$ in. gauge, for general work.....	1 50
19339	786	Feed Dog with 19118, for $\frac{3}{32}$ in. to $\frac{3}{16}$ in. gauge, for general work.....	1 50
20072	796	Feed Dog with 19118, for $\frac{3}{16}$ in. to $\frac{1}{2}$ in. gauge, two long rows of teeth.....	1 50
20086	799	Feed Dog with 19118, for $\frac{3}{16}$ in. to $\frac{3}{16}$ in. gauge, for heavy bolting cloth.....	1 50

PARTS FOR MACHINE NO. 31-52

NO.	PLATE	NAME	EACH
20068	795	Feed Dog with 19118, for $\frac{3}{16}$ in. to $\frac{1}{2}$ in. gauge, for boning and corset strips...	\$1 50
20873	2080	Feed Dog with 19118, for $\frac{1}{8}$ in. gauge, for edge stitching on curves, for shirt bosoms.....	1 50
19482	794	Feed Dog with 19118, for $\frac{1}{8}$ in. to $\frac{1}{4}$ in. gauge, for rounding overgaiters.....	1 50
20391	2085	Feed Dog with 19118, for $\frac{1}{16}$ in. gauge	1 75
24449	2088	" " " " rounding overgaiters.....	1 50
19479	793	Feed Dog with 19118, for $\frac{1}{8}$ in. to $\frac{3}{16}$ in. gauge, for staying overgaiters.....	1 50
20103	800	Feed Dog with 19118, for $\frac{3}{32}$ in. to $\frac{1}{8}$ in. gauge.....	1 50
20294	798	Feed Dog with 19118, for $\frac{3}{32}$ in. to $\frac{1}{4}$ in. gauge.....	1 50
191C	1221	Feed Dog Screw.....	03
19116	1220	" " Spring.....	02
19117	1220	" " " Hook for 19120.....	01
19118	1220	" " " " Feed Dogs..	01
19275	812	" and Feed Lifting Eccentric with 446C.....	50
446C	783	Feed and Feed Lifting Eccentric Set Screw.....	03
12429	813	Feed Forked Connection.....	75
375C	782	" " " Hinge Screw	12
1518E	783	" " " " " Nut.....	04
12374	766	Feed Lifting Rock Shaft.....	50
20015	—	Feed Lifting Rock Shaft complete, Nos. 3043, 12374 and 19120.....	1 65
3043	1208	Feed Lifting Rock Shaft Crank (back) with 462C.....	15
2049	1220	Feed Lifting Rock Shaft Crank (back) Pin.....	01
462C	1221	Feed Lifting Rock Shaft Crank (back) Set Screw.....	02
19120	1208	Feed Lifting Rock Shaft Crank (front) with 157E, 19117, 19121 and 19122..	1 00
157E	782	Feed Lifting Rock Shaft Crank (front) Clamping Screw.....	04
19121	1208	Feed Lifting Rock Shaft Crank (front) Roller.....	12
19122	1208	Feed Lifting Rock Shaft Crank (front) Roller Pin.....	03
43976	5769	Feed Lifting Rock Shaft Crank Connecting Rod (cast iron) with 43977 and two 145E.....	80

PARTS FOR MACHINE NO. 31-52

NO.	PLATE	NAME	EACH
*43977	—	Feed Lifting Rock Shaft Crank Connecting Rod Cap.....	\$ 30
145E	782	Feed Lifting Rock Shaft Crank Connecting Rod Cap Screw.....	04
375C	782	Feed Lifting Rock Shaft Crank Connecting Rod Hinge Screw.....	12
1518E	783	Feed Lifting Rock Shaft Crank Connecting Rod Hinge Screw Nut.....	04
307C	783	Feed Lifting Rock Shaft Screw Centre.	06
1513E	783	" " " " " " Nut.....	05
3039	768	Feed Regulator.....	25
1128E	1222	" " Hinge Screw.....	12
818D	783	" " Thumb Screw.....	10
12379	766	" Rock Shaft.....	35
20333	—	Feed Rock Shaft complete, Nos. 12379 and 29633.....	60
29633	5736	Feed Rock Shaft Crank with 157E.....	25
157E	782	" " " " Clamping Screw	04
307C	783	" " " Screw Centre.....	06
1513E	783	" " " " " Nut.....	05
18014	814	Needle Bar (hollow).....	60
12382	1144	" " Connecting Link with 794E.	50
794E	1144	" " " " Adjusting Screw.....	05
*12383	—	Needle Bar Connecting Stud.....	40
12384	1144	Needle Bar Connecting Stud complete, Nos. 453C, 1904 and 12383.....	50
1904	1144	Needle Bar Connecting Stud Roller (roller only).....	12
453C	783	Needle Bar Connecting Stud Set Screw.	02
20188	5769	" " Crank with 858C and 1065C.	80
1065C	1222	" " " Position Screw.....	10
858C	783	" " " Set Screw.....	03
936E	1221	" " Screw Bushing.....	06
19276	817	" Clamp with two 209F.....	1 25
2273	817	" " Pin.....	01
209F	1221	" Set Screw.....	02
19386	813	Oscillating Rock Shaft.....	1 00
19387	—	Oscillating Rock Shaft complete, Nos. 4784, 12388 and 19386.....	1 50
12388	813	Oscillating Rock Shaft Hinge Pin.....	50
878D	783	" " " " " Oil Hole Stop Screw.....	06
12459	1220	Oscillating Rock Shaft Hinge Pin Oil Hole Stop Screw Washer (leather) per 100.....	50

NO.	PLATE	NAME	EACH
448C	788	Oscillating Rock Shaft Hinge Pin Set Screw.....	\$ 03
4784	1101	Oscillating Rock Shaft Oil Pad.....	01
20016	812	" Shaft.....	40
19496	—	" Crank.....	25
19388	1208	Oscillating Shaft Crank complete, Nos. 460c, 1518e, 19390 and 19496.....	80
2049	1220	Oscillating Shaft Crank Pin.....	01
460C	788	" " " Set Screw.....	02
19389	1208	" " " Slide Block.....	35
229D	782	" " " " " Cap Screw.....	02
12424	1208	Oscillating Shaft Crank Slide Block Cap Screw Washer.....	02
969C	1208	Oscillating Shaft Crank Slide Block Screw Stud.....	15
1518E	783	Oscillating Shaft Crank Slide Block Screw Stud Nut.....	04
19390	1208	Oscillating Shaft Crank Slide Block complete, Nos. 229D, 969C, 12424 and 19389.....	50
12391	814	Presser Bar (hollow).....	80
12326	1145	" " Guide Bracket with 453C.....	25
453C	783	" " " " Set Screw.....	02
2062	1145	" " Lifter.....	20
689C	782	" " " Screw.....	10
1520E	783	" " " Nut.....	03
12327	1145	" " Lifting and Releasing Lever Bracket.....	50
11167	814	Presser Bar Spring (light) .051 wire.....	05
NOTE. No. 11167 is sent with this machine unless another spring is specified on order.			
12139	814	Presser Bar Spring (medium) .055 wire.....	05
20023	814	" " " (heavy) .063 wire.....	05
11170	1220	" " " Washer.....	01
19128	1223	" Foot, for general work.....	75
19216	1225	" " with 228D, for strip gauge.....	1 00
19480	1223	" " for staying overgaiters, for 19479.....	1 50
19483	1223	Presser Foot for rounding overgaiters, for 19482.....	1 50
20046	1223	Presser Foot (tube).....	2 00
20050	1224	" " " for taping.....	2 00
20052	1224	" " for outside stays and strips.....	1 50
20053	1224	" " (strip) for boning.....	1 75
20171	821	" " (tube) for cording and covering one cord with strip.....	2 50

NO.	PLATE	NAME	EACH
20374	2074	Presser Foot with guide on bottom to the right of needle holes, for 20373... \$1 00	
20302	2074	Presser Foot with guide on bottom to the right of needle holes.....	75
26276	1220	Presser Foot Hinge Pin.....	01
20044	—	" " Plate.....	1 00
26275	—	" " Shank.....	75
20045	1223	Presser Foot (hinged) complete, Nos. 20044, 26275 and 26276.....	1 75
26276	1220	Presser Foot Hinge Pin.....	01
20047	—	" " Plate.....	2 00
26231	1220	" " Spring.....	02
20048	—	" " Shank.....	75
20049	1224	Presser Foot (spring hinged) tube, complete, Nos. 20047, 20048, 26231 and 26276.....	2 75
18055	1220	Presser Foot Hinge Pin.....	01
20129	—	" " Plate.....	1 75
20130	—	" " Shank.....	75
20131	821	Presser Foot (hinged) complete, hollowed across bottom between needle holes and heel, for riding seams, for general work, Nos. 18055, 20129 and 20130... 2 50	
26276	1220	Presser Foot Hinge Pin.....	01
20168	—	" " Plate.....	1 75
20169	—	" " Shank.....	75
20170	821	Presser Foot (hinged) complete, for rounding overgaiters, Nos. 20168, 20169 and 26276.....	2 50
26276	1220	Presser Foot Hinge Pin.....	01
43894	—	" " Plate.....	2 00
20048	—	" " Shank.....	75
26231	1220	" " Spring.....	02
43895	5770	Presser Foot (spring hinged) tube, complete, for taping, Nos. 20048, 26231, 26276 and 43894.....	2 75
26276	1220	Presser Foot Hinge Pin.....	01
43973	—	" " Plate.....	1 85
43974	—	" " Shank.....	65
26231	1220	" " Spring.....	02
43975	5770	Presser Foot (spring hinged) complete, for bolting cloth, Nos. 26231, 26276, 43973 and 43974.....	2 50
190D	782	Presser Foot Screw.....	03
688E	783	Pressure Regulating Thumb Screw.....	25
19131	1216	Shuttle (inside) Bobbin.....	05
19310	1217	" " " Case Latch and Position Finger.....	85

NO.	PLATE	NAME	EACH
2521	1216	Shuttle (inside) Bobbin Case Latch and Position Finger Spring.....	\$ 02
592E	1216	Shuttle (inside) Bobbin Case Latch and Position Finger Stop Screw.....	02
19312	1217	Shuttle (inside) Bobbin Case complete, Nos. 591F, 592E, 2521, 19149 and 19310.....	75
19136	1216	Shuttle (inside) Body.....	75
591F	1216	" " Tension Regulating Screw.....	02
19149	1216	Shuttle (inside) Tension Spring.....	10
19324	1217	Shuttle (inside) 1 1/16 in. diam., Nos. 19131, 19136 and 19312.....	1 50
19131	1216	Shuttle (outside) Bobbin.....	05
19311	1217	" " Case Latch and Position Finger.....	35
2521	1216	Shuttle (outside) Bobbin Case Latch and Position Finger Spring.....	02
592E	1216	Shuttle (outside) Bobbin Case Latch and Position Finger Stop Screw.....	02
19313	1217	Shuttle (outside) Bobbin Case complete, Nos. 591F, 592E, 2521, 19172 and 19311.....	75
19171	1217	Shuttle (outside) Body for 19326.....	75
19137	1216	" " " " 19325.....	75
591F	1216	" " Tension Regulating Screw.....	02
19172	1216	Shuttle (outside) Tension Spring.....	10
19326	1217	Shuttle (outside) 1 1/16 in. diam., for 1/2 in. to 3/4 in. gauge, Nos. 19131, 19171 and 19313.....	1 50
19325	1217	Shuttle (outside) 1 1/16 in. diam., for 3/2 in. gauge and above, Nos. 19131, 19137 and 19313.....	1 50
19139	1208	Shuttle Driver with two 453c.....	2 50
2049	1220	" " Pin.....	01
453C	783	" " Set Screw.....	02
24490	—	" Race Body with 19316, for 24493.....	1 50
19315	—	Shuttle Race Body with 19316, for 19323.....	1 50
19379	—	Shuttle Race Body for 24013.....	1 50
19316	1213	" " Loop Separator for 19315 and 24490.....	15
24492	1241	Shuttle Race Needle Guard for 24493	25
19309	1213	" " " " " 19323 and 24013.....	25

NO.	PLATE	NAME	EACH
1053D	1241	Shuttle Race Needle Guard Screw.....	\$ 02
19317	1213	" " Ring (inside) for 19323, 24013 and 24493.....	1 25
19381	1214	Shuttle Race Ring (outside) for 24493	1 25
19318	1213	" " " " " 19323 and 24013.....	1 25
2532	1220	Shuttle Race Ring Position Pin. per 100	10
2533	1215	" " " Spring.....	12
907D	1221	" " " " Screw.....	07
24493	1241	Shuttle Race complete, for 1/2 in. to 3/4 in. gauge, Nos. 19317, 19381, 24490, 24492, two each 907D, 1053D, 2533 and four 2532.....	4 25
19323	1213	Shuttle Race complete, for 3/2 in. to 3/2 in. gauge, Nos. 19309, 19315, 19317, 19318, two each 907D, 1053D, 2533 and four 2532.....	4 25
24013	1215	Shuttle Race complete, for 1 1/16 in. gauge and above, Nos. 19309, 19317, 19318, 19379, two each 907D, 1053D, 2533 and four 2532.....	4 25
145F	782	Shuttle Race Screw.....	04
19145	1204	" " Slide (inside).....	30
19146	1204	" " " (outside) for 1/16 in. gauge and below.....	25
19281	1204	Shuttle Race Slide (outside) for 1 1/2 in. to 1 1/16 in. gauge.....	25
19385	1204	Shuttle Race Slide (outside) for 3 1/2 in. to 1 1/4 in. gauge.....	25
19147	1220	Shuttle Race Slide Friction Spring.....	03
651E	1221	" " " " " Screw	02
19148	1204	" " " Guide (back) with 651E and 19147.....	50
19185	1204	Shuttle Race Slide Guide (front) with 651E and 19147.....	50
691F	782	Shuttle Race Slide Guide Screw.....	04
2921	1146	Tension Disc.....	05
19191	1146	" Plate, for upper tension, with 19281.....	50
134D	1221	Tension Plate Screw.....	05
1560C	1146	" Regulating Thumb Nut.....	04
19192	1146	" Releaser.....	15
12397	1145	" Releasing Lever.....	20
12398	1145	" " " Hinge Pin.....	01
12329	1145	" " " Spring.....	02
19193	1146	" " " (intermediate)	10
19231	1146	" " " " "	10
		Hinge Block.....	12

**LIST OF PARTS COMPLETE
FOR
MACHINE NO. 31-53**

DROP FEED, TWO NEEDLES, TWO SHUTTLES; FROM $\frac{3}{16}$ INCH TO $1\frac{1}{4}$ INCH
GAUGE; THROAT PLATE FLUSH WITH BED. FOR HEAVY WORK
ONLY IN CLOTH, DUCK, CANVAS, ETC.

NO.	PLATE	NAME	EACH
*20025	—	Arm with 11104.....	\$4 50
8582	1220	" Dowel Pin.....	02
12453	1220	" Oil Tube for intermediate bearing.	06
12454	1220	" " " with 29599 for oiling 12167	06
11119	1220	" " " " " " " 20034	06
24131	817	" " " " " " " 20027	06
29599	817	" " " Packing (felt).... per 100..	25
748E	782	" Screw (back).....	08
854E	783	" " (front).....	12
12427	766	" Shaft.....	2 00
*11104	—	" Bushing (front).....	20
12357	812	" " Flanged Bushing (back)....	20
448c	783	" " " " " " Set Screw.....	03
144d	782	Arm Shaft Screw.....	08
12480	815	" Side Cap.....	05
219d	790	" " " Screw.....	02
12193	815	" " Cover.....	10
286d	783	" " " Thumb Screw.....	10
2415	812	" Spool Bracket.....	25
15063	812	" " " 2415 with two 12403	35
145d	782	" " " Screw.....	04
12403	1220	" " " Spool Pin and Thread Eyelet.....	05
11241	812	Arm Spool Bracket Spool Pin Washer (cloth)..... per 100	25
12358	812	Balance Wheel (power) light rim, 2 $\frac{1}{2}$ in. pulley, with two 448c.....	75
4370	5768	Balance Wheel (stand) heavy rim, 3 in. pulley, with two 448c.....	75
448c	783	Balance Wheel Set Screw.....	03
*20026	—	Bed.....	5 00
*20032	—	" (milled for lap seam feller).....	5 00
20197	5769	Crank Connecting Rod with 20198 and two 896E.....	1 35

PARTS FOR MACHINE NO. 31-53

27

NO.	PLATE	NAME	EACH
*20198	—	Crank Connecting Rod Cap.....	\$ 30
896E	1221	" " " " " Screw.....	04
908c	1221	" " " " " Hinge Screw.....	12
1619E	1222	" " " " " " Nut	05
19304	—	Face Plate.....	50
19305	815	Face Plate complete, Nos. 19155, 19304 and 19327.....	1 00
190d	782	Face Plate Screw.....	03
19327	1220	" " Thread Guard (lower) with 12152.....	25
12152	1220	Face Plate Thread Guard (lower) Rivet. per 100.....	10
19155	1220	Face Plate Thread Guard (upper) with 12152.....	20
12152	1220	Face Plate Thread Guard (upper) Rivet. per 100.....	10
286d	783	Face Plate Thumb Screw.....	10
19111	1208	Feed Bar.....	75
813c	783	" " Screw Centre.....	04
1519E	783	" " " " " Nut.....	03
20027	320	" Cam and Feed Lifting Eccentric with 446c.....	50
446c	783	Feed Cam and Feed Lifting Eccentric Set Screw.....	03
3033	1145	Feed Connecting Link.....	20
375c	782	" " " " " Hinge Screw.....	12
1518E	783	" " " " " " Nut.....	04
20028	803	" Dog with 19118, for $\frac{3}{16}$ in. to $\frac{1}{4}$ in. gauge, for heavy duck work.....	1 50
20180	808	Feed Dog with 19118, for $\frac{1}{2}$ in. to $1\frac{3}{16}$ in. gauge, for general work.....	1 75
20100	806	Feed Dog with 19118, for $\frac{3}{32}$ in. to $1\frac{1}{4}$ in. gauge.....	1 90
20456	2076	Feed Dog (spiked teeth) with 19118, for $\frac{1}{4}$ in. to $\frac{3}{8}$ in. gauge.....	1 75
191c	1221	Feed Dog Screw.....	03
19116	1220	" " Spring.....	02
19117	1220	" " " Hook for 19120.....	01
19118	1220	" " " " " " Feed Dogs..	01
12123	813	" Forked Connection.....	60
375c	782	" " " " " Hinge Screw	12
1518E	783	" " " " " " Nut.....	04
12374	766	Feed Lifting Rock Shaft.....	50
20015	—	Feed Lifting Rock Shaft complete, Nos. 3043, 12374 and 19120.....	1 65
3043	1208	Feed Lifting Rock Shaft Crank (back) with 462c.....	15

28 PARTS FOR MACHINE NO. 31-53

NO.	PLATE	NAME	EACH
2049	1220	Feed Lifting Rock Shaft Crank (back)	
		Pin.....	\$ 01
462c	1221	Feed Lifting Rock Shaft Crank (back)	
		Set Screw.....	02
19120	1208	Feed Lifting Rock Shaft Crank (front)	
		with 157E, 19117, 19121 and 19122....	1 00
157E	782	Feed Lifting Rock Shaft Crank (front)	
		Clamping Screw.....	04
19121	1208	Feed Lifting Rock Shaft Crank (front)	
		Roller.....	12
19122	1208	Feed Lifting Rock Shaft Crank (front)	
		Roller Pin.....	03
43976	5769	Feed Lifting Rock Shaft Crank Connect-	
		ing Rod (cast iron) with 43977 and two	
		145E.....	80
*43977	—	Feed Lifting Rock Shaft Crank Connect-	
		ing Rod Cap.....	30
145E	782	Feed Lifting Rock Shaft Crank Connect-	
		ing Rod Cap Screw.....	04
375c	782	Feed Lifting Rock Shaft Crank Connect-	
		ing Rod Hinge Screw.....	12
1518E	783	Feed Lifting Rock Shaft Crank Connect-	
		ing Rod Hinge Screw Nut.....	04
307c	783	Feed Lifting Rock Shaft Screw Centre..	06
1518E	783	" " " " " "	
		Nut.....	05
3039	768	Feed Regulator.....	25
1128E	1222	" " Hinge Screw.....	12
818D	783	" " Thumb Screw.....	10
12379	766	" Rock Shaft.....	35
20333	—	Feed Rock Shaft complete, Nos. 12379	
		and 29633.....	60
29633	5736	Feed Rock Shaft Crank with 157E.....	25
157E	782	" " " " Clamping Screw	04
307c	783	" " " " Screw Centre.....	06
1513E	783	" " " " " Nut.....	05
24077	1227	Folder Holder Seat Cover for 20032....	15
219F	790	" " " " Screw.....	02
18014	814	Needle Bar (hollow).....	60
12382	1144	" " Connecting Link with 794E.	50
794E	1144	" " " " Adjusting	
		Screw.....	05
*12383	—	Needle Bar Connecting Stud.....	40
12384	1144	Needle Bar Connecting Stud complete,	
		Nos. 453c, 1904 and 12383.....	50
1904	1144	Needle Bar Connecting Stud Roller	
		(roller only).....	12

PARTS FOR MACHINE NO. 31-53 29

NO.	PLATE	NAME	EACH
453c	783	Needle Bar Connecting Stud Set Screw.	\$ 02
20188	5769	" " Crank with 858c and 1065c.	80
1065c	1222	" " " Position Screw.....	10
858c	783	" " " Set Screw.....	03
936E	1221	" " Screw Bushing.....	06
19276	817	" Clamp with two 209F.....	1 25
2273	817	" " Pin.....	01
209F	1221	" Set Screw.....	02
19386	813	Oscillating Rock Shaft.....	1 00
19387	—	Oscillating Rock Shaft complete, Nos.	
		4784, 12388 and 19386.....	1 50
12388	813	Oscillating Rock Shaft Hinge Pin.....	50
878D	783	" " " " " Oil	
		Hole Stop Screw.....	06
12459	1220	Oscillating Rock Shaft Hinge Pin Oil	
		Hole Stop Screw Washer (leather)	
		per 100.....	50
448c	783	Oscillating Rock Shaft Hinge Pin Set	
		Screw.....	03
4784	1101	Oscillating Rock Shaft Oil Pad.....	01
20016	812	" Shaft.....	40
19496	—	" " Crank.....	25
19388	1208	Oscillating Shaft Crank complete, Nos.	
		460c, 1518E, 19390 and 19496.....	80
2049	1220	Oscillating Shaft Crank Pin.....	01
460c	783	" " " Set Screw.....	02
19389	1208	" " " Slide Block.....	35
229D	782	" " " " " Cap	
		Screw.....	02
12424	1208	Oscillating Shaft Crank Slide Block Cap	
		Screw Washer.....	02
969c	1208	Oscillating Shaft Crank Slide Block	
		Screw Stud.....	15
1518E	783	Oscillating Shaft Crank Slide Block	
		Screw Stud Nut.....	04
19390	1208	Oscillating Shaft Crank Slide Block com-	
		plete, Nos. 229D, 969c, 12424 and	
		19389.....	50
12391	814	Presser Bar (hollow).....	80
12326	1145	" " Guide Bracket with 453c..	25
453c	783	" " " " Set Screw...	02
2062	1145	" " Lifter.....	20
689c	782	" " " Screw.....	10
1520E	783	" " " " Nut.....	03
12327	1145	" " Lifting and Releasing Lever	
		Bracket.....	50

NO.	PLATE	NAME	EACH
11167	814	Presser Bar Spring (light) .051 wire....	\$ 05
NOTE. No. 11167 is sent with this machine unless another spring is specified on order.			
12139	814	Presser Bar Spring (medium) .055 wire.	05
20023	814	" " " (heavy) .063 wire....	05
11170	1220	" " " Washer.....	01
20029	821	" Foot, for outside stays and strips	1 50
26276	1220	" " Hinge Pin.....	01
20098	—	" " Plate.....	1 25
26275	—	" " Shank.....	75
20099	821	Presser Foot (hinged) complete, for general work, Nos. 20098, 26275 and 26276.....	2 00
190D	782	Presser Foot Screw.....	03
688E	783	Pressure Regulating Thumb Screw.....	25
19131	1216	Shuttle (inside) Bobbin.....	05
19310	1217	" " Case Latch and Position Finger.....	35
2521	1216	Shuttle (inside) Bobbin Case Latch and Position Finger Spring.....	02
592E	1216	Shuttle (inside) Bobbin Case Latch and Position Finger Stop Screw.....	02
19312	1217	Shuttle (inside) Bobbin Case complete, Nos. 591F, 592E, 2521, 19149 and 19310.....	75
19136	1216	Shuttle (inside) Body.....	75
591F	1216	" " Tension Regulating Screw.....	02
19149	1216	Shuttle (inside) Tension Spring.....	10
19324	1217	Shuttle (inside) 1 ¹ / ₁₆ in. diam., Nos. 19131, 19136 and 19312.....	1 50
19131	1216	Shuttle (outside) Bobbin.....	05
19311	1217	" " Case Latch and Position Finger.....	35
2521	1216	Shuttle (outside) Bobbin Case Latch and Position Finger Spring.....	02
592E	1216	Shuttle (outside) Bobbin Case Latch and Position Finger Stop Screw.....	02
19313	1217	Shuttle (outside) Bobbin Case complete, Nos. 591F, 592E, 2521, 19172 and 19311.....	75
19171	1217	Shuttle (outside) Body for 19326.....	75
19137	1216	" " " 19325.....	75
591F	1216	" " Tension Regulating Screw.....	02
19172	1216	Shuttle (outside) Tension Spring.....	10

NO.	PLATE	NAME	EACH
19326	1217	Shuttle (outside) 1 ¹ / ₁₆ in. diam., for 1/2 in. to 3/4 in. gauge, Nos. 19131, 19171 and 19313.....	\$1 50
19325	1217	Shuttle (outside) 1 ¹ / ₁₆ in. diam., for 3/2 in. gauge and above, Nos. 19131, 19137 and 19313.....	1 50
19139	1208	Shuttle Driver with two 453c.....	2 50
2049	1220	" " Pin.....	01
453C	783	" " Set Screw.....	02
19379	—	" Race Body.....	1 50
19309	1213	" " Needle Guard.....	25
1053D	1241	" " " " Screw.....	02
19317	1213	" " Ring (inside).....	1 25
19318	1213	" " " (outside).....	1 25
2532	1220	" " " Position Pin..per 100	10
2533	1215	" " " Spring.....	12
907D	1221	" " " " Screw.....	07
24013	1215	Shuttle Race complete, Nos. 19309, 19317, 19318, 19379, two each 907D, 1053D, 2533 and four 2532.....	4 25
145F	782	Shuttle Race Screw.....	04
19319	1204	" " Slide (inside).....	35
19320	1220	" " " " Stop Stud...	05
19321	1220	" " " " " " " " Spring.....	02
19322	1204	Shuttle Race Slide (outside) with 662D and 19147, for 1/8 in. gauge and below	30
19491	815	Shuttle Race Slide (outside) with 662D and 19147, for 1 ⁵ / ₁₆ in. to 1 ³ / ₈ in. gauge	30
19492	815	Shuttle Race Slide (outside) with 662D and 19147, for 3 ¹ / ₁₆ in. to 1 ¹ / ₂ in. gauge	30
19147	1220	Shuttle Race Slide (outside) Friction Spring.....	03
662D	782	Shuttle Race Slide (outside) Friction Spring Screw.....	02
2921	1146	Tension Disc.....	05
19191	1146	" Plate, for upper tension, with 19231.....	50
134D	1221	Tension Plate Screw.....	05
1560C	1146	" Regulating Thumb Nut.....	04
19192	1146	" Releaser.....	15
12397	1145	" Releasing Lever.....	20
12398	1145	" " " Hinge Pin.....	01
12329	1145	" " " Spring.....	02
19193	1146	" " " (intermediate).	10
19231	1146	" " " " " " " " Hinge Block.....	12

NO.	PLATE	NAME	EACH
2269	1146	Tension Releasing Lever (intermediate)	
		Hinge Pin.....	\$ 01
19194	1146	Tension Releasing Lever (intermediate)	
		Spring.....	03
916F	1146	Tension Screw Stud.....	08
1547D	1146	" " " Nut.....	03
2923	1146	" Spring.....	05
19195	1146	Tension (upper) complete with Tension Release, Nos. 2269, 19191, 19193, 19194, two each 916F, 1547D, 1560C, 2923, 19192 and four 2921.....	1 50
12149	817	Thread Guard for 19162.....	05
19159	817	" Guide Body.....	30
19161	817	" " Cap.....	10
19160	817	" " Roller.....	10
905D	817	" " Screw.....	04
19162	—	Thread Guide complete (roller) Nos. 905D and 19159 to 19161.....	50
12130	820	Thread Take-up Crank.....	80
3094	1144	" " " Wedge.....	10
690E	1144	" " " Screw.....	05
20034	820	" " Lever.....	30
775E	1144	" " " Cap Screw.....	06
12166	1144	" " " Hinge Pin.....	05
12167	820	" " " Link.....	25
11204	1144	" " " " Hinge Pin..	15
430C	1144	" " " " " " " "	
		Set Screw.....	04
20035	820	Thread Take-up Lever complete, Nos. 12166, 12167 and 20034.....	65
19158	817	Thread Take-up Spring (music wire)...	03
7336	817	" " " Regulator.....	25
448C	783	" " " " Set Screw.....	03
20036	803	Throat Plate for 20028.....	1 15
20181	808	" " " 20180.....	1 25
20102	805	" " " 20100.....	1 50
20457	2076	" " " 20456.....	1 35
691F	782	" " " Screw.....	04
20021	5235	Drip Pan with four 1 in. wire nails.....	25

LIST OF PARTS COMPLETE

FOR

MACHINE NO. 31-54

DROP FEED, TWO NEEDLES, TWO SHUTTLES, FROM $\frac{1}{32}$ INCH TO $\frac{1}{4}$ INCH GAUGE; THROAT PLATE FLUSH WITH BED. FOR CLOTH

NO.	PLATE	NAME	EACH
*20013	—	Arm with 11104.....	\$4 50
8582	1220	" Dowel Pin.....	02
12453	1220	" Oil Tube for intermediate bearing.	06
12454	1220	" " " with 29599 for oiling 12409	06
11119	1220	" " " " " " " " 19156	06
24131	817	" " " " " " " " 20283	06
29599	817	" " " Packing (felt).... per 100	25
748E	782	" Screw (back).....	08
854E	783	" " (front).....	12
12427	766	" Shaft.....	2 00
*11104	—	" " Bushing (front).....	20
12357	812	" " Flanged Bushing (back)....	20
448C	783	" " " " " " Set Screw.....	03
144D	782	Arm Shaft Screw.....	08
12480	815	" Side Cap.....	05
219D	790	" " " Screw.....	02
12193	815	" " Cover.....	10
286D	783	" " " Thumb Screw.....	10
2415	812	" Spool Bracket.....	25
15063	812	" " " 2415 with two 12403	35
145D	782	" " " Screw.....	04
12403	1220	" " " Spool Pin and Thread Eyelet.....	05
11241	812	Arm Spool Bracket Spool Pin Washer (cloth)..... per 100...	25
12358	812	Balance Wheel (power) light rim, 2 $\frac{1}{2}$ in. pulley, with two 448C.....	75
4370	5768	Balance Wheel (stand) heavy rim, 3 in. pulley, with two 448C.....	75
448C	783	Balance Wheel Set Screw.....	03
*20026	—	Bed.....	5 00
*20032	—	" (milled for lap seam feller).....	5 00
20197	5769	Crank Connecting Rod with 20198 and two 896E.....	1 35
*20198	—	Crank Connecting Rod Cap.....	30

NO.	PLATE	NAME	EACH
896E	1221	Crank Connecting Rod Cap Screw	\$ 04
908C	1221	" " " Hinge Screw	12
1619E	1222	" " " " " Nut	05
19304	—	Face Plate	50
19305	815	Face Plate complete, Nos. 19155, 19304 and 19327	1 00
190D	782	Face Plate Screw	03
19327	1220	" " Thread Guard (lower) with 12152	25
12152	1220	Face Plate Thread Guard (lower) Rivet per 100	10
19155	1220	Face Plate Thread Guard (upper) with 12152	20
12152	1220	Face Plate Thread Guard (upper) Rivet per 100	10
286D	783	Face Plate Thumb Screw	10
19111	1208	Feed Bar	75
313C	783	" " Screw Centre	04
1519E	783	" " " " " Nut	03
3033	1145	" Connecting Link	20
375C	782	" " " Hinge Screw	12
1518E	783	" " " " " Nut	04
19329	791	" Dog with 19118, for $\frac{3}{32}$ in. to $\frac{3}{16}$ in. gauge	1 50
19395	791	Feed Dog with 19118, for $\frac{7}{32}$ in. to $\frac{1}{2}$ in. gauge, for general work	1 50
20259	2075	Feed Dog with 19118, for $\frac{15}{32}$ in. to $\frac{13}{16}$ in. gauge, two long and two short rows of teeth, for general work	1 65
20485	2083	Feed Dog (spiked teeth) with 19118, for $\frac{17}{32}$ in. to $\frac{3}{4}$ in. gauge, for general work	1 90
20121	802	Feed Dog with 19118, for $\frac{27}{32}$ in. to $1\frac{1}{4}$ in. gauge, for general work	1 90
20484	804	Feed Dog (spiked teeth) with 19118, for $\frac{27}{32}$ in. to $1\frac{1}{4}$ in. gauge, for general work	1 75
19494	794	Feed Dog with 19118, for $\frac{5}{32}$ in. to $\frac{1}{2}$ in. gauge, for knit goods and general work	1 50
20182	809	Feed Dog with 19118, for $\frac{17}{32}$ in. to $\frac{13}{16}$ in. gauge, for knit goods and general work	1 75
20281	2078	Feed Dog with 19118, for $\frac{27}{32}$ in. to $1\frac{1}{4}$ in. gauge, for knit goods and general work	2 00
19468	792	Feed Dog with 19118, for $\frac{1}{2}$ in. to $\frac{3}{16}$ in. gauge, for general work	1 50

NO.	PLATE	NAME	EACH
20055	795	Feed Dog with 19118, for $\frac{3}{32}$ in. to $\frac{3}{8}$ in. gauge, for general work	\$1 50
20193	809	Feed Dog with 19118, for $\frac{1}{2}$ in. to $\frac{1}{2}$ in. gauge, for general work	1 50
20459	2087	Feed Dog with 19118, for $\frac{17}{32}$ in. to $\frac{13}{16}$ in. gauge, two long and two short rows of teeth, for general work	1 75
20172	2087	Feed Dog with 19118, for $\frac{3}{32}$ in. to $\frac{5}{16}$ in. gauge, for general work	1 50
24583	807	Feed Dog with 19118, for $\frac{1}{2}$ in. to $\frac{5}{16}$ in. gauge, for staying overgaiters	1 50
20330	2080	Feed Dog with 19118, for $\frac{1}{2}$ in. to $\frac{1}{4}$ in. gauge, for rounding overgaiters	1 50
43968	807	Feed Dog with 19118, for $\frac{3}{16}$ in. to $\frac{5}{16}$ in. gauge	1 50
191C	1221	Feed Dog Screw	03
19116	1220	" " Spring	02
19117	1220	" " " Hook for 19120	01
19118	1220	" " " " " Feed Dogs	01
20283	5769	" and Feed Lifting Eccentric with 446c	50
446C	783	Feed and Feed Lifting Eccentric Set Screw	03
24036	5769	Feed and Feed Lifting Eccentric Sleeve	75
20284	5769	" Forked Connection	75
375C	782	" " " Hinge Screw	12
1518E	783	" " " " " Nut	04
12374	766	Feed Lifting Rock Shaft	50
20015	—	Feed Lifting Rock Shaft complete, Nos. 3043, 12374 and 19120	1 65
3043	1208	Feed Lifting Rock Shaft Crank (back) with 462c	15
2049	1220	Feed Lifting Rock Shaft Crank (back) Pin	01
462C	1221	Feed Lifting Rock Shaft Crank (back) Set Screw	02
19120	1208	Feed Lifting Rock Shaft Crank (front) with 157E, 19117, 19121 and 19122	1 00
157E	782	Feed Lifting Rock Shaft Crank (front) Clamping Screw	04
19121	1208	Feed Lifting Rock Shaft Crank (front) Roller	12
19122	1208	Feed Lifting Rock Shaft Crank (front) Roller Pin	03
43976	5769	Feed Lifting Rock Shaft Crank Connecting Rod (cast iron) with 43977 and two 145E	80

NO.	PLATE	NAME	EACH
*43977	—	Feed Lifting Rock Shaft Crank Connecting Rod Cap.....	\$ 30
145E	782	Feed Lifting Rock Shaft Crank Connecting Rod Cap Screw.....	04
375C	782	Feed Lifting Rock Shaft Crank Connecting Rod Hinge Screw.....	12
1518E	783	Feed Lifting Rock Shaft Crank Connecting Rod Hinge Screw Nut.....	04
307C	783	Feed Lifting Rock Shaft Screw Centre..	06
1513E	783	“ “ “ “ “ “ Nut.....	05
3039	768	Feed Regulator.....	25
1123E	1222	“ “ Hinge Screw.....	12
818D	783	“ “ Thumb Screw.....	10
12379	766	“ Rock Shaft.....	35
20333	—	Feed Rock Shaft complete, Nos. 12379 and 29633.....	60
29633	5736	Feed Rock Shaft Crank with 157E.....	25
157E	782	“ “ “ Clamping Screw	04
307C	783	“ “ “ Screw Centre.....	06
1513E	783	“ “ “ “ “ Nut.....	05
24077	1227	Folder Holder Seat Cover for 20032.....	15
219F	790	“ “ “ “ “ Screw.....	02
18014	814	Needle Bar (hollow).....	60
12382	1144	“ “ Connecting Link with 794E.	50
794E	1144	“ “ “ “ “ Adjusting Screw.....	05
*12383	—	Needle Bar Connecting Stud.....	40
12384	1144	Needle Bar Connecting Stud complete, Nos. 453C, 1904 and 12383.....	50
1904	1144	Needle Bar Connecting Stud Roller (roller only).....	12
453C	783	Needle Bar Connecting Stud Set Screw.	02
20188	5769	“ “ Crank with 858C and 1065C.	80
1065C	1222	“ “ “ Position Screw.....	10
858C	783	“ “ “ Set Screw.....	03
936E	1221	“ “ “ Screw Bushing.....	06
19124	817	“ Clamp with two 460F, for 5/32 in. to 5/16 in. gauge.....	1 25
19276	817	Needle Clamp with two 209F, for 3/32 in. gauge and above.....	1 25
2273	817	Needle Clamp Pin.....	01
209F	1221	“ Set Screw for 19276.....	02
460F	783	“ “ “ “ “ 19124.....	02
19386	813	Oscillating Rock Shaft.....	1 00
19387	—	Oscillating Rock Shaft complete, Nos. 4784, 12388 and 19386.....	1 50

NO.	PLATE	NAME	EACH
12388	813	Oscillating Rock Shaft Hinge Pin.....	\$ 50
878D	783	“ “ “ “ “ Oil	06
12459	1220	Hole Stop Screw.....	06
		Oscillating Rock Shaft Hinge Pin Oil Hole Stop Screw Washer (leather) per 100.....	50
448C	783	Oscillating Rock Shaft Hinge Pin Set Screw.....	03
4784	1101	Oscillating Rock Shaft Oil Pad.....	01
20016	812	“ Shaft.....	40
19496	—	“ “ Crank.....	25
19388	1208	Oscillating Shaft Crank complete, Nos. 460C, 1518E, 19390 and 19496.....	80
2049	1220	Oscillating Shaft Crank Pin.....	01
460C	783	“ “ “ Set Screw.....	02
19389	1208	“ “ “ Slide Block.....	35
229D	782	“ “ “ “ “ Cap Screw.....	02
12424	1208	Oscillating Shaft Crank Slide Block Cap Screw Washer.....	02
969C	1208	Oscillating Shaft Crank Slide Block Screw Stud.....	15
1518E	783	Oscillating Shaft Crank Slide Block Screw Stud Nut.....	04
19390	1208	Oscillating Shaft Crank Slide Block complete, Nos. 229D, 969C, 12424 and 19389.....	50
12391	814	Presser Bar (hollow).....	80
12326	1145	“ “ Guide Bracket with 453C... Set Screw... ..	25
453C	783	“ “ “ “ “	02
2062	1145	“ “ Lifter.....	20
689C	782	“ “ “ Screw.....	10
1520E	783	“ “ “ “ Nut.....	03
12327	1145	“ “ Lifting and Releasing Lever Bracket.....	50
11167	814	Presser Bar Spring (light) .051 wire....	05
NOTE. No. 11167 is sent with this machine unless another spring is specified on order.			
12139	814	Presser Bar Spring (medium) .055 wire.	05
20023	814	“ “ “ (heavy) .063 wire....	05
11170	1220	“ “ “ Washer.....	01
19128	1223	“ Foot, for general work.....	75
19216	1225	“ “ “ with 228D, for strip gauge.	1 00
19480	1223	“ “ “ for staying overgaiters, for 24583.....	1 50
19483	1223	Presser Foot, for rounding overgaiters, for 20330.....	1 50

NO.	PLATE	NAME	EACH
20046	1223	Presser Foot (tube).....	\$2 00
20050	1224	" " " for taping.....	2 00
20052	1224	" " " for outside stays and strips	1 50
20053	1224	" " (strip) for boning.....	1 75
20171	821	" " (tube) for cording and covering one cord with strip.....	2 50
20302	2074	Presser Foot with guide on bottom to the right of needle holes.....	75
26276	1220	Presser Foot Hinge Pin.....	01
20044	—	" " Plate.....	1 00
26275	—	" " Shank.....	75
20045	1223	Presser Foot (hinged) complete, Nos. 20044, 26275 and 26276.....	1 75
26276	1220	Presser Foot Hinge Pin.....	01
20047	—	" " Plate.....	2 00
26231	1220	" " Spring.....	02
20048	—	" " Shank.....	75
20049	1224	Presser Foot (spring hinged) tube, complete, Nos. 20047, 20048, 26231 and 26276.....	2 75
18055	1220	Presser Foot Hinge Pin.....	01
20129	—	" " Plate.....	1 75
20130	—	" " Shank.....	75
20131	821	Presser Foot (hinged) complete, hollowed across bottom between needle holes and heel, for riding seams, for general work, Nos. 18055, 20129 and 20130..	2 50
26276	1220	Presser Foot Hinge Pin.....	01
20168	—	" " Plate.....	1 75
20169	—	" " Shank.....	75
20170	821	Presser Foot (hinged) complete, for rounding overgaiters, Nos. 20168, 20169 and 26276.....	2 50
26276	1220	Presser Foot Hinge Pin.....	01
43894	—	" " Plate.....	2 00
20048	—	" " Shank.....	75
26231	1220	" " Spring.....	02
43895	5770	Presser Foot (spring hinged) tube, complete, for taping, Nos. 20048, 26231, 26276 and 43894.....	2 75
26276	1220	Presser Foot Hinge Pin.....	01
43973	—	" " Plate.....	1 85
43974	—	" " Shank.....	65
26231	1220	" " Spring.....	02
43975	5770	Presser Foot (spring hinged) complete, for bolting cloth, Nos. 26231, 26276, 43973 and 43974.....	2 50

NO.	PLATE	NAME	EACH
190D	782	Presser Foot Screw.....	\$ 03
688E	783	Pressure Regulating Thumb Screw.....	25
19131	1216	Shuttle (inside) Bobbin.....	05
19310	1217	" " " Case Latch and Position Finger.....	35
2521	1216	Shuttle (inside) Bobbin Case Latch and Position Finger Spring.....	02
592E	1216	Shuttle (inside) Bobbin Case Latch and Position Finger Stop Screw.....	02
19312	1217	Shuttle (inside) Bobbin Case complete, Nos. 591F, 592E, 2521, 19149 and 19310.....	75
19136	1216	Shuttle (inside) Body.....	75
591F	1216	" " Tension Regulating Screw.....	02
19149	1216	Shuttle (inside) Tension Spring.....	10
19324	1217	Shuttle (inside) 1 ¹ / ₁₆ in. diam., Nos. 19131, 19136 and 19312.....	1 50
19131	1216	Shuttle (outside) Bobbin.....	05
19311	1217	" " " Case Latch and Position Finger.....	35
2521	1216	Shuttle (outside) Bobbin Case Latch and Position Finger Spring.....	02
592E	1216	Shuttle (outside) Bobbin Case Latch and Position Finger Stop Screw.....	02
19313	1217	Shuttle (outside) Bobbin Case complete, Nos. 591F, 592E, 2521, 19172 and 19311.....	75
19171	1217	Shuttle (outside) Body for 19326.....	75
19137	1216	" " " " 19325.....	75
591F	1216	" " Tension Regulating Screw.....	02
19172	1216	Shuttle (outside) Tension Spring.....	10
19326	1217	Shuttle (outside) 1 ¹ / ₁₆ in. diam., for ¹ / ₃₂ in. to 1 ³ / ₁₆ in. gauge, Nos. 19131, 19171 and 19313.....	1 50
19325	1217	Shuttle (outside) 1 ¹ / ₁₆ in. diam., for ¹ / ₃₂ in. gauge and above, Nos. 19131, 19137 and 19313.....	1 50
19139	1208	Shuttle Driver with two 453c.....	2 50
2049	1220	" " Pin.....	01
453c	783	" " Set Screw.....	02
24490	—	" Race Body with 19316, for 24493.....	1 50
19315	—	Shuttle Race Body with 19316, for 19323.....	1 50
19379	—	Shuttle Race Body for 24013.....	1 50

NO.	PLATE	NAME	EACH
19316	1213	Shuttle Race Loop Separator for 19315 and 24490.....	\$ 15
24492	1241	Shuttle Race Needle Guard for 24493	25
19309	1213	" " " " " 19323 and 24013.....	25
1053D	1241	Shuttle Race Needle Guard Screw.....	02
19317	1213	" " Ring (inside) for 19323, 24013 and 24493.....	1 25
19381	1214	Shuttle Race Ring (outside) for 24493	1 25
19318	1213	" " " " " 19323 and 24013.....	1 25
2532	1220	Shuttle Race Ring Position Pin...per 100	10
2533	1215	" " " Spring.....	12
907D	1221	" " " " Screw.....	07
24493	1241	Shuttle Race complete, for 1/2 in. to 3/4 in. gauge, Nos. 19317, 19381, 24490, 24492, two each 907D, 1053D, 2533 and four 2532.....	4 25
19323	1213	Shuttle Race complete, for 3/2 in. to 3/2 in. gauge, Nos. 19309, 19315, 19317, 19318, two each 907D, 1053D, 2533 and four 2532.....	4 25
24013	1215	Shuttle Race complete, for 1 1/4 in. gauge and above, Nos. 19309, 19317, 19318, 19379, two each 907D, 1053D, 2533 and four 2532.....	4 25
145F	782	Shuttle Race Screw.....	04
19319	1204	" " Slide (inside).....	35
19320	1220	" " " " " Stop Stud...	05
19321	1220	" " " " " " Spring.....	02
19322	1204	Shuttle Race Slide (outside) with 662D and 19147, for 3/16 in. gauge and below	30
19491	815	Shuttle Race Slide (outside) with 662D and 19147, for 1 1/2 in. to 1 5/16 in. gauge	30
19492	815	Shuttle Race Slide (outside) with 662D and 19147, for 3/2 in. to 1 1/4 in. gauge	30
19147	1220	Shuttle Race Slide (outside) Friction Spring.....	08
662D	782	Shuttle Race Slide (outside) Friction Spring Screw.....	02
2921	1146	Tension Disc.....	05
19191	1146	" Plate, for upper tension, with 19231.....	50
184D	1221	Tension Plate Screw.....	05
1560C	1146	" Regulating Thumb Nut.....	04
19192	1146	" Releaser.....	15

NO.	PLATE	NAME	EACH
12397	1145	Tension Releasing Lever.....	\$ 20
12398	1145	" " " Hinge Pin.....	01
12329	1145	" " " Spring.....	02
19193	1146	" " " (intermediate).	10
19231	1146	" " " " " Hinge Block.....	12
2269	1146	Tension Releasing Lever (intermediate) Hinge Pin.....	01
19194	1146	Tension Releasing Lever (intermediate) Spring.....	03
916F	1146	Tension Screw Stud.....	08
1547D	1146	" " " Nut.....	03
2923	1146	" Spring.....	05
19195	1146	Tension (upper) complete with Tension Release, Nos. 2269, 19191, 19193, 19194, two each 916F, 1547D, 1560C, 2923, 19192 and four 2921.....	1 50
12149	817	Thread Guard for 19162.....	05
19159	817	" Guide Body.....	30
19161	817	" " Cap.....	10
19160	817	" " Roller.....	10
905D	817	" " Screw.....	04
19162	—	Thread Guide complete (roller) Nos. 905D and 19159 to 19161.....	50
24129	1144	Thread Take-up Crank.....	80
3094	1144	" " " Wedge.....	10
690E	1144	" " " " Screw...	05
19156	1144	" " " Lever.....	30
775E	1144	" " " Cap Screw.....	06
12166	1144	" " " Hinge Pin.....	05
12409	1144	" " " Link.....	25
12404	1144	" " " " Hinge Pin..	15
430C	1144	" " " " " " Set Screw.....	04
19157	1144	Thread Take-up Lever complete, Nos. 12166, 12409 and 19156.....	65
19158	817	Thread Take-up Spring (music wire)...	03
7336	817	" " " " Regulator.....	25
448C	788	" " " " " Set Screw.....	03
19330	791	Throat Plate for 19329.....	1 00
19396	791	" " " 19395.....	1 00
20260	2075	" " " 20259 and 20485.....	1 20
20122	802	" " " 20121 and 20484.....	1 35
19495	794	" " " 19494.....	1 00
20183	809	" " " 20182.....	1 50
20282	2078	" " " 20281.....	1 75

NO.	PLATE	NAME	EACH
19469	792	Throat Plate for 19468.....	\$1 00
20056	795	" " " 20055.....	1 00
20194	809	" " " 20193.....	1 00
20460	2087	" " " 20459.....	2 00
20173	2087	" " " 20172.....	1 00
20331	2080	" " " 20330.....	1 00
24584	807	" " with 4515, for 24583.....	1 50
4515	793	" " Spring Guide for 24584....	25
24448	2088	" " with 240D, 19485 and 19486, for 20330.....	2 00
19485	2085	Throat Plate Arm for 24448.....	15
19486	2085	" " Spring Guide for 24448....	50
240D	1232	" " " " Screw.....	02
43969	807	" " for 43968.....	1 00
691F	782	" " Screw.....	04
20021	5235	Drip Pan with four 1 in. wire nails....	25

**LIST OF PARTS COMPLETE
FOR
MACHINE NO. 31-55**

DROP FEED, TWO NEEDLES, TWO SHUTTLES, FROM $\frac{1}{32}$ INCH TO $\frac{3}{16}$ INCH
GAUGE FOR VAMPING AND FROM $\frac{3}{32}$ INCH TO $\frac{1}{4}$ INCH FOR
STAYING, THROAT PLATE FLUSH WITH BED.
FOR LEATHER

NO.	PLATE	NAME	EACH
*20013	—	Arm with 11104.....	\$4 50
8582	1220	" Dowel Pin.....	02
12458	1220	" Oil Tube for intermediate bearing.	06
12454	1220	" " " with 29599, for oiling 12409	06
11119	1220	" " " " " " " 19156	06
24131	817	" " " " " " " 12197	06
29599	817	" " " Packing (felt)....per 100.	25
748E	782	" Screw (back).....	03
854E	783	" " (front).....	12
12427	766	" Shaft.....	2 00
*11104	—	" " Bushing (front).....	20
12357	812	" " Flanged Bushing (back)....	20
448C	783	" " " " " " Set Screw.....	03
144D	782	Arm Shaft Screw.....	08
12480	815	" Side Cap.....	05
219D	790	" " " Screw.....	02
12193	815	" " Cover.....	10
286D	783	" " " Thumb Screw.....	10
2415	812	" Spool Bracket.....	25
15063	812	" " " 2415 with two 12403	35
145D	782	" " " Screw.....	04
12403	1220	" " " Spool Pin and Thread Eyelet.....	05
11241	812	Arm Spool Bracket Spool Pin Washer (cloth).....per 100.	25
12358	812	Balance Wheel (power) light rim, 2 $\frac{1}{2}$ in. pulley, with two 448c.....	75
4370	5768	Balance Wheel (stand) heavy rim, 3 in. pulley, with two 448c.....	75
448C	783	Balance Wheel Set Screw.....	03
*20026	—	Bed.....	5 00
20197	5769	Crank Connecting Rod with 20198 and two 896E.....	1 35

NO.	PLATE	NAME	EACH
*20198	—	Crank Connecting Rod Cap.....	\$ 30
896E	1221	" " " " Screw.....	04
908C	1221	" " " " Hinge Screw.....	12
1619E	1222	" " " " " Nut	05
19304	—	Face Plate.....	50
19305	815	Face Plate complete, Nos. 19155, 19304 and 19327.....	1 00
190D	782	Face Plate Screw.....	03
19327	1220	" " Thread Guard (lower) with 12152.....	25
12152	1220	Face Plate Thread Guard (lower) Rivet per 100.....	10
19155	1220	Face Plate Thread Guard (upper) with 12152.....	20
12152	1220	Face Plate Thread Guard (upper) Rivet per 100.....	10
286D	783	Face Plate Thumb Screw.....	10
19111	1208	Feed Bar.....	75
813C	783	" " Screw Centre.....	04
1519E	783	" " " " Nut.....	03
12197	812	" Cam and Feed Lifting Eccentric with 446C.....	50
446C	783	Feed Cam and Feed Lifting Eccentric Set Screw.....	03
3033	1145	Feed Connecting Link.....	20
375C	782	" " " " Hinge Screw.....	12
1518E	783	" " " " " Nut	04
19306	790	" Dog with 19118, for $\frac{1}{32}$ in. to $\frac{1}{16}$ in. gauge, for vamping.....	1 25
20205	2075	Feed Dog with 19118, for $\frac{3}{32}$ in. to $\frac{1}{4}$ in. gauge, for shoe staying.....	1 50
20166	805	Feed Dog with 19118, for $\frac{3}{32}$ in. to $\frac{1}{16}$ in. gauge.....	1 50
20203	810	Feed Dog with 19118, for $\frac{3}{32}$ in. to $\frac{1}{16}$ in. gauge, one long and one short row of teeth, for vamping.....	1 50
48966	5803	Feed Dog with 19118, for $\frac{3}{32}$ in. to $\frac{1}{4}$ in. gauge.....	1 50
191C	1221	Feed Dog Screw.....	03
19116	1220	" " Spring.....	02
19117	1220	" " " " Hook for 19120.....	01
19118	1220	" " " " " Feed Dogs..	01
12123	813	" Forked Connection.....	60
375C	782	" " " " Hinge Screw..	12
1518E	783	" " " " " " "	04
12374	766	Feed Lifting Rock Shaft.....	50

NO.	PLATE	NAME	EACH
20017	—	Feed Lifting Rock Shaft complete, Nos. 12374, 16556 and 19120.....	\$1 70
16556	1208	Feed Lifting Rock Shaft Crank (back) with 462C.....	20
2049	1220	Feed Lifting Rock Shaft Crank (back) Pin.....	01
462C	1221	Feed Lifting Rock Shaft Crank (back) Set Screw.....	02
19120	1208	Feed Lifting Rock Shaft Crank (front) with 157E, 19117, 19121 and 19122..	1 00
157E	782	Feed Lifting Rock Shaft Crank (front) Clamping Screw.....	04
19121	1208	Feed Lifting Rock Shaft Crank (front) Roller.....	12
19122	1208	Feed Lifting Rock Shaft Crank (front) Roller Pin.....	03
43976	5769	Feed Lifting Rock Shaft Crank Connecting Rod (cast iron) with 43977 and two 145E.....	80
*43977	—	Feed Lifting Rock Shaft Crank Connecting Rod Cap.....	30
145E	782	Feed Lifting Rock Shaft Crank Connecting Rod Cap Screw.....	04
375C	782	Feed Lifting Rock Shaft Crank Connecting Rod Hinge Screw.....	12
1518E	783	Feed Lifting Rock Shaft Crank Connecting Rod Hinge Screw Nut.....	04
307C	783	Feed Lifting Rock Shaft Screw Centre..	06
1513E	783	" " " " " " " Nut.....	05
3039	768	Feed Regulator.....	25
1128E	1222	" " " " Hinge Screw.....	12
818D	783	" " " " Thumb Screw.....	10
12379	766	" Rock Shaft.....	35
20333	—	Feed Rock Shaft complete, Nos. 12379 and 29633.....	60
29633	5736	Feed Rock Shaft Crank with 157E.....	25
157E	782	" " " " " Clamping Screw	04
307C	783	" " " " " Screw Centre.....	06
1513E	783	" " " " " " Nut.....	05
18014	814	Needle Bar (hollow).....	60
12382	1144	" " " " " Connecting Link with 794E.	50
794E	1144	" " " " " " Adjusting Screw.....	05
*12383	—	Needle Bar Connecting Stud.....	40
12384	1144	Needle Bar Connecting Stud complete, Nos. 453C, 1904 and 12383.....	50

NO.	PLATE	NAME	EACH
1904	1144	Needle Bar Connecting Stud Roller (roller only).....	\$ 12
453C	783	Needle Bar Connecting Stud Set Screw.....	02
20188	5769	" " Crank with 858c and 1065c.....	80
1065c	1222	" " " Position Screw.....	10
858c	783	" " " Set Screw.....	03
936E	1221	" " Screw Bushing.....	06
19124	817	" Clamp with two 460F, for 3/32 in. to 1/4 in. gauge.....	1 25
19308	817	Needle Clamp with 209F and 460F, for 3/32 in. gauge and above.....	1 25
2273	817	Needle Clamp Pin.....	01
460F	783	" Set Screw for 19124.....	02
460F	783	" " " (left) for 19308.....	02
209F	1221	" " " (right) for 19308.....	02
24020	1206	Oil Cup.....	20
24021	1206	" " Extension.....	05
12486	—	" " Packing (felt).....	02
24022	1206	Oil Cup complete, Nos. 12486, 24020 and 24021.....	25
213F	1221	Oil Cup Screw.....	03
19386	813	Oscillating Rock Shaft.....	1 00
19387	—	Oscillating Rock Shaft complete, Nos. 4784, 12388 and 19386.....	1 50
12388	813	Oscillating Rock Shaft Hinge Pin.....	50
878D	783	" " " " " Oil Hole Stop Screw.....	06
12459	1220	Oscillating Rock Shaft Hinge Pin Oil Hole Stop Screw Washer (leather) per 100.....	50
448c	783	Oscillating Rock Shaft Hinge Pin Set Screw.....	03
4784	1101	Oscillating Rock Shaft Oil Pad.....	01
20016	812	" Shaft.....	40
19496	—	" " Crank.....	25
19388	1208	Oscillating Shaft Crank complete, Nos. 460c, 1518E, 19390 and 19496.....	80
2049	1220	Oscillating Shaft Crank Pin.....	01
460c	783	" " " Set Screw.....	02
19389	1208	" " " Slide Block.....	35
229D	782	" " " " " Cap Screw.....	02
12424	1208	Oscillating Shaft Crank Slide Block Cap Screw Washer.....	02
969c	1208	Oscillating Shaft Crank Slide Block Screw Stud.....	15
1518E	783	Oscillating Shaft Crank Slide Block Screw Stud Nut.....	04

NO.	PLATE	NAME	EACH
19390	1208	Oscillating Shaft Crank Slide Block complete, Nos. 229D, 969c, 12424 and 19389.....	\$ 50
12391	814	Presser Bar (hollow).....	80
12326	1145	" " Guide Bracket with 453c.....	25
453c	783	" " " " Set Screw.....	02
2062	1145	" " Lifter.....	20
689c	782	" " " Screw.....	10
1520E	783	" " " " Nut.....	03
12327	1145	" " Lifting and Releasing Lever Bracket.....	50
11167	814	Presser Bar Spring (light) .051 wire.....	05
NOTE. No. 11167 is sent with this machine unless another spring is specified on order.			
12139	814	Presser Bar Spring (medium) .055 wire.....	05
20023	814	" " " (heavy) .063 wire.....	05
11170	1220	" " " Washer.....	01
19333	1223	" Foot, for inside stays.....	1 50
19186	1223	" " (long toe) for inside stays.....	1 50
20051	1223	" " with keel, slotted for tape, for staying.....	1 75
20376	2074	Presser Foot, for shoe tips.....	1 00
26276	1220	" " Hinge Pin.....	01
20199	—	" " Plate.....	1 50
26275	—	" " Shank.....	75
20200	821	Presser Foot (hinged) complete, for inside stays, Nos. 20199, 26275 and 26276.....	2 25
26276	1220	Presser Foot Hinge Pin.....	01
20287	—	" " Plate.....	1 75
26275	—	" " Shank.....	75
20288	821	Presser Foot (hinged) complete, with keel, slotted for tape, for staying, Nos. 20287, 26275 and 26276.....	2 50
26276	1220	Presser Foot Hinge Pin.....	01
43970	—	" " Plate.....	1 85
43971	—	" " Shank.....	65
43972	5770	Presser Foot (hinged) long toe, complete, for inside stays, Nos. 26276, 43970 and 43971.....	2 50
190D	782	Presser Foot Screw.....	03
19476	1227	" " (spring presser).....	2 50
19477	1227	" " " " Bracket with 465c.....	1 60
465c	1227	Presser Foot (spring presser) Bracket Set Screw.....	02

48 PARTS FOR MACHINE NO. 31-55

NO.	PLATE	NAME	EACH
4460	1227	Presser Foot (spring presser) Guide with 735c.....	\$ 75
735c	1227	Presser Foot (spring presser) Guide Set Screw.....	02
4461	1227	Presser Foot (spring presser) S p r i n g	02
4462	1227	" " " " " "	02
		Screw Bushing.....	15
1607D	1227	Presser Foot (spring presser) Stop Nut.	03
19478	1227	Presser Foot (spring presser) complete, Nos 1607D, 4460 to 4462, 19476 and 19477.....	5 00
688E	783	Pressure Regulating Thumb Screw.....	25
1903	1210	Roller, 1 1/4 in. diam., with 652D and 1528D, for 19211 and 19212.....	40
1875	1210	Roller, 1 1/2 in. diam., with 634D and 1528D, for 19213 and 19214.....	60
19196	5771	Roller Arm for 19211.....	20
19197	5771	" " " " 19212.....	20
19198	5771	" " " " 19213.....	20
19199	5771	" " " " 19214.....	20
440F	1221	" " Adjusting Screw.....	03
1547D	1146	" " " " Nut.....	03
19200	5771	" " Bracket for 19212 and 19214	30
17567	5771	" " " " 19211.....	30
4777	5771	" " " " 19213.....	35
316F	1221	" " " " Screw Centre.....	03
1547D	1146	" " " " " " Nut....	03
7556	1210	" " Lock Spring.....	05
176F	1221	" " " " " " Screw.....	03
1549D	1222	" " " " " " Nut.....	03
19201	1210	" Needle Guard (flat) 1/2 in. to 1/16 in. gauge, for 19211.....	40
19204	1210	Roller Needle Guard (flat) 1/2 in. to 1/16 in. gauge, for 19213.....	40
207F	817	Roller Needle Guard (flat) Screw.....	02
19207	1210	" " " (round) 1/2 in. to 1/16 in. gauge, for 19211.....	45
19208	1210	Roller Needle Guard (round) 1/2 in. to 1/4 in. gauge, for 19212 and 19214....	45
19209	1210	Roller Needle Guard (round) 1/2 in. to 1/16 in. gauge, for 19213.....	45
171F	1221	Roller Needle Guard (round) Set Screw.	03
19211	1209	Roller Presser complete, 1 1/4 in. roller, for 1/2 in. to 1/16 in. gauge, Nos. 171F, 176F, 207F, 440F, 1549D, 1903, 7556, 17567, 19196, 19201, 19207, two 316F and three 1547D.....	2 05

PARTS FOR MACHINE NO. 31-55 49

NO.	PLATE	NAME	EACH
19212	1209	Roller Presser complete, 1 1/4 in. roller, for 1/2 in. to 1/4 in. gauge, Nos. 171F, 176F, 440F, 1549D, 1903, 7556, 19197, 19200, 19208, two 316F and three 1547D.....	\$1 65
19213	1209	Roller Presser complete, 1 1/2 in. roller, for 1/2 in. to 1/16 in. gauge, Nos. 171F, 176F, 207F, 440F, 1549D, 1875, 4777, 7556, 19198, 19204, 19209, two 316F and three 1547D.....	2 25
19214	1209	Roller Presser complete, 1 1/2 in. roller, for 1/2 in. to 1/4 in. gauge, Nos. 171F, 176F, 440F, 1549D, 1875, 7556, 19199, 19200, 19208, two 316F and three 1547D.....	1 85
190D	782	Roller Presser Screw.....	03
652D	1222	" " Screw for 1903.....	08
634D	1221	" " " " 1875.....	08
1528D	1222	" " Nut.....	03
19131	1216	Shuttle (inside) Bobbin.....	05
19310	1217	" " Case Latch and Position Finger.....	35
2521	1216	Shuttle (inside) Bobbin Case Latch and Position Finger Spring.....	02
592E	1216	Shuttle (inside) Bobbin Case Latch and Position Finger Stop Screw.....	02
19312	1217	Shuttle (inside) Bobbin Case complete, Nos. 591F, 592E, 2521, 19149 and 19310.....	75
19136	1216	Shuttle (inside) Body.....	75
591F	1216	" " Tension Regulating Screw.....	02
19149	1216	Shuttle (inside) Tension Spring.....	10
19324	1217	Shuttle (inside) 1 1/8 in. diam., Nos. 19131, 19136 and 19312.....	1 50
19131	1216	Shuttle (outside) Bobbin.....	05
19311	1217	" " Case Latch and Position Finger.....	35
2521	1216	Shuttle (outside) Bobbin Case Latch and Position Finger Spring.....	02
592E	1216	Shuttle (outside) Bobbin Case Latch and Position Finger Stop Screw.....	02
19313	1217	Shuttle (outside) Bobbin Case complete, Nos. 591F, 592E, 2521, 19172 and 19311.....	75
19171	1217	Shuttle (outside) Body for 19326.....	75
19137	1216	" " " " " " 19325.....	75
591F	1216	" " " " Tension Regulating Screw.....	02

50 PARTS FOR MACHINE NO. 31-55

NO.	PLATE	NAME	EACH
19172	1216	Shuttle (outside) Tension Spring.....	\$ 10
19326	1217	Shuttle (outside) 1 $\frac{1}{16}$ in. diam., for 1/2 in. to 1 $\frac{3}{4}$ in. gauge, Nos. 19131, 19171 and 19313.....	1 50
19325	1217	Shuttle (outside) 1 $\frac{1}{16}$ in. diam., for 3/2 in. gauge and above, Nos. 19131, 19137 and 19313.....	1 50
19139	1208	Shuttle Driver with two 453C.....	2 50
2049	1220	" " Pin.....	01
453C	783	" " Set Screw.....	02
19315	---	" Race Body with 19316 for 19323	1 50
19379	---	" " " for 19382, 24013 and 24014.....	1 50
19316	1213	Shuttle Race Loop Separator for 19315.	15
19309	1213	" " Needle Guard for 19323 and 24013.....	25
1053D	1241	Shuttle Race Needle Guard Screw.....	02
19317	1213	" " Ring (inside) for 19323 and 24013.....	1 25
19380	1214	Shuttle Race Ring (inside) for 19382 and 24014.....	1 25
19318	1213	Shuttle Race Ring (outside) for 19323, 24013 and 24014.....	1 25
19381	1214	Shuttle Race Ring (outside) for 19382..	1 25
2532	1220	" " " Position Pin. per 100	10
2533	1215	" " " Spring.....	12
907D	1221	" " " Screw.....	07
19382	1214	Shuttle Race complete, for 1/2 in. to 3/4 in. gauge, Nos. 19379 to 19381, two each 907D, 2533 and four 2532.....	4 00
19323	1213	Shuttle Race complete, for 3/2 in. to 3/2 in. gauge, Nos. 19309, 19315, 19317, 19318, two each 907D, 1053D, 2533 and four 2532.....	4 25
24013	1215	Shuttle Race complete, for 1 $\frac{1}{4}$ in. gauge and above, Nos. 19309, 19317, 19318, 19379, two each 907D, 1053D, 2533 and four 2532.....	4 25
24014	1215	Shuttle Race complete, for 3/2 in. to 3/2 in. gauge, for vamping, Nos. 19318, 19379, 19380, two each 907D, 2533 and four 2532.....	4 00
145F	782	Shuttle Race Screw.....	04
19319	1204	" " Slide (inside).....	35
19320	1220	" " " Stop Stud..	05
19321	1220	" " " " " "	02

PARTS FOR MACHINE NO. 31-55 51

NO.	PLATE	NAME	EACH
19322	1204	Shuttle Race Slide (outside) with 662D and 19147.....	\$ 30
19147	1220	Shuttle Race Slide (outside) Friction Spring.....	03
662D	782	Shuttle Race Slide (outside) Friction Spring.....	02
2921	1146	Tension Disc.....	05
19191	1146	" Plate, for upper tension, with 19231.....	50
134D	1221	Tension Plate Screw.....	05
1560C	1146	" Regulating Thumb Nut.....	04
19192	1146	" Releaser.....	15
12397	1145	" Releasing Lever.....	20
12398	1145	" " " Hinge Pin.....	01
12329	1145	" " " Spring.....	02
19193	1146	" " " (intermediate).	10
19231	1146	" " " " "	12
2269	1146	Hinge Block.....	12
19194	1146	Thread Releasing Lever (intermediate) Hinge Pin.....	01
916F	1146	Tension Releasing Lever (intermediate) Spring.....	03
1547D	1146	Tension Screw Stud.....	03
2923	1146	" " " Nut.....	03
19195	1146	" Spring.....	05
12149	817	Tension (upper) complete with Tension Release, Nos. 2269, 19191, 19193, 19194, two each 916F, 1547D, 1560C, 2923, 19192 and four 2921.....	1 50
19159	817	Thread Guard for 19162.....	05
19161	817	" Guide Body.....	30
19160	817	" " Cap.....	10
905D	817	" " Roller.....	10
19162	---	" " Screw.....	04
24129	1144	Thread Guide complete (roller) Nos. 905D and 19159 to 19161.....	50
3094	1144	Thread Take-up Crank.....	80
690E	1144	" " " Wedge.....	10
19156	1144	" " " Screw....	05
775E	1144	" " " Lever.....	30
12166	1144	" " " Cap Screw.....	06
12409	1144	" " " Hinge Pin.....	05
11204	1144	" " " Link.....	25
430C	1144	" " " " Hinge Pin..	15
19157	1144	" " " " " " "	04
19157	1144	Set Screw.....	04
19157	1144	Thread Take-up Lever complete, Nos. 12166, 12409 and 19156.....	65

NO.	PLATE	NAME	EACH
19158	817	Thread Take-up Spring (music wire)...	\$ 03
7836	817	" " " Regulator.....	25
448C	788	" " " " " Set	
		Screw.....	03
20126	—	Throat Plate Body for 20128.....	1 00
20127	802	" " Loop Separator for 20128.	1 25
219F	790	" " " " " Screw....	02
20128	802	Throat Plate complete for 19306, Nos. 219F, 20126 and 20127.....	2 25
20206	2075	Throat Plate for 20205.....	1 20
20167	805	" " " 20166.....	1 00
20204	810	" " " 20203.....	1 00
43967	5803	" " " 43966.....	1 00
691F	782	" " " Screw.....	04
20021	5235	Drip Pan with four 1 in. wire nails....	25

LIST OF PARTS COMPLETE

FOR

MACHINE NO. 31-60

DROP FEED, TWO NEEDLES, TWO SHUTTLES, POSITIVE ADJUSTABLE
RUFFLING MECHANISM, 1/8 INCH TO 3/8 INCH GAUGE, FOR THICK
OR THIN FABRICS, APRONS, CURTAINS, DRESSES,
INFANTS' GARMENTS, SKIRTS, ETC.

NO.	PLATE	NAME	EACH
*20335	—	Arm with 11104.....	\$5 25
8582	1220	" Dowel Pin.....	02
12453	1220	" Oil Tube for intermediate bearing.	06
12454	1220	" " " with 29599, for oiling 12409	06
11119	1220	" " " " " " " 19156 and 24207.....	06
24131	817	Arm Oil Tube with 29599, for oiling 20283.....	06
29599	817	Arm Oil Tube Packing (felt) .per 100..	25
748E	782	" Screw (back).....	08
854E	783	" " (front).....	12
20332	5768	" Shaft.....	2 00
*11104	—	" " Bushing (front).....	20
12357	812	" " Flanged Bushing (back)....	20
448C	783	" " " " " " " Set	
		Screw.....	03
144D	782	Arm Shaft Screw.....	08
12480	815	" Side Cap.....	05
219D	790	" " " Screw.....	02
12193	815	" " Cover.....	10
286D	733	" " " Thumb Screw.....	10
2415	812	" Spool Bracket.....	25
15063	812	" " " 2415 with two 12403	35
145D	782	" " " Screw.....	04
12403	1220	" " " Spool Pin and Thread Eyelet.....	05
11241	812	Arm Spool Bracket Spool Pin Washer (cloth)..... per 100.	25
12358	812	Balance Wheel (power) light rim, 2 1/2 in. pulley, with two 448C.....	75
4370	5768	Balance Wheel (stand) heavy rim, 3 in. pulley, with two 448C.....	75
448C	783	Balance Wheel Set Screw.....	03
*20032	—	Bed.....	5 00

NO.	PLATE	NAME	EACH
20197	5769	Crank Connecting Rod with 20198 and two 896E.....	\$1 35
*20198	—	Crank Connecting Rod Cap.....	30
896E	1221	" " " " Screw.....	04
908C	1221	" " " " Hinge Screw.....	12
1619E	1222	" " " " " Nut.....	05
19304	—	Face Plate.....	50
19305	815	Face Plate complete, Nos. 19155, 19304 and 19327.....	1 00
190D	782	Face Plate Screw.....	03
19327	1220	" " Thread Guard (lower) with 12152.....	25
12152	1220	Face Plate Thread Guard (lower) Rivet per 100.....	10
19155	1220	Face Plate Thread Guard (upper) with 12152.....	20
12152	1220	Face Plate Thread Guard (upper) Rivet per 100.....	10
286D	783	Face Plate Thumb Screw.....	10
19111	1208	Feed Bar.....	75
313C	783	" " Screw Centre.....	04
1519E	783	" " " " Nut.....	03
3033	1145	" Connecting Link.....	20
375C	782	" " " " Hinge Screw.....	12
1518E	783	" " " " " Nut.....	04
20389	2084	" Dog with 19118, for 1/8 in. to 1 1/8 in. gauge.....	1 50
20493	811	Feed Dog (spiked teeth) with 19118, for 1/2 in. to 3/4 in. gauge.....	1 75
20378	2081	Feed Dog (spiked teeth) with 19118, for 5/16 in. to 1 1/8 in. gauge.....	1 50
20380	2081	Feed Dog (conical teeth) with 19118, for 5/16 in. to 1 1/8 in. gauge.....	1 50
20396	811	Feed Dog (conical teeth) with 19118, for 1/2 in. to 3/4 in. gauge.....	1 75
191C	1221	Feed Dog Screw.....	03
19116	1220	" " Spring.....	02
19117	1220	" " " " Hook for 19120.....	01
19118	1220	" " " " " Feed Dogs..	01
20283	5769	" and Feed Lifting Eccentric with 446C.....	50
446C	783	Feed and Feed Lifting Eccentric Set Screw.....	03
24036	5769	Feed and Feed Lifting Eccentric Sleeve.....	75
20284	5769	" Forked Connection.....	75
375C	782	" " " " Hinge Screw..	12
1518E	783	" " " " " Nut.....	04

NO.	PLATE	NAME	EACH
12374	766	Feed Lifting Rock Shaft.....	\$ 50
20015	—	Feed Lifting Rock Shaft complete, Nos. 3043, 12374 and 19120.....	1 65
3043	1208	Feed Lifting Rock Shaft Crank (back) with 462C.....	15
2049	1220	Feed Lifting Rock Shaft Crank (back) Pin.....	01
462C	1221	Feed Lifting Rock Shaft Crank (back) Set Screw.....	02
19120	1208	Feed Lifting Rock Shaft Crank (front) with 157E, 19117, 19121 and 19122..	1 00
157E	782	Feed Lifting Rock Shaft Crank (front) Clamping Screw.....	04
19121	1208	Feed Lifting Rock Shaft Crank (front) Roller.....	12
19122	1208	Feed Lifting Rock Shaft Crank (front) Roller Pin.....	03
43976	5769	Feed Lifting Rock Shaft Crank Connecting Rod (cast iron) with 43977 and two 145E.....	80
*43977	—	Feed Lifting Rock Shaft Crank Connecting Rod Cap.....	30
145E	782	Feed Lifting Rock Shaft Crank Connecting Rod Cap Screw.....	04
375C	782	Feed Lifting Rock Shaft Crank Connecting Rod Hinge Screw.....	12
1518E	783	Feed Lifting Rock Shaft Crank Connecting Rod Hinge Screw Nut.....	04
307C	783	Feed Lifting Rock Shaft Screw Centre..	06
1513E	783	" " " " " Nut.....	05
3039	768	Feed Regulator.....	25
1128E	1222	" " Hinge Screw.....	12
818D	783	" " Thumb Screw.....	10
12379	766	" Rock Shaft.....	35
20333	—	Feed Rock Shaft complete, Nos. 12379 and 29633.....	60
29633	5736	Feed Rock Shaft Crank with 157E.....	25
157E	782	" " " " Clamping Screw	04
307C	783	" " " " Screw Centre.....	06
1513E	783	" " " " " Nut.....	05
13014	814	Needle Bar (hollow).....	60
12382	1144	" " Connecting Link with 794E.	50
794E	1144	" " " " " Adjusting Screw.....	05
*12383	—	Needle Bar Connecting Stud.....	40
12384	1144	Needle Bar Connecting Stud complete, Nos. 453C, 1904 and 12383.....	50

56 PARTS FOR MACHINE NO. 31-60

NO.	PLATE	NAME	EACH
1904	1144	Needle Bar Connecting Stud Roller (roller only).....	\$ 12
453C	783	Needle Bar Connecting Stud Set Screw.	02
20188	5769	" " Crank with 858c and 1065c.	80
1065C	1222	" " " Position Screw.....	10
858C	783	" " " Set Screw.....	03
936E	1221	" " Screw Bushing.....	06
19276	817	" Clamp with two 209F.....	1 25
2273	817	" " Pin.....	01
209F	1221	" Set Screw.....	02
19886	818	Oscillating Rock Shaft.....	1 00
19387	—	Oscillating Rock Shaft complete, Nos. 4784, 12388 and 19386.....	1 50
12388	813	Oscillating Rock Shaft Hinge Pin.....	50
878D	783	" " " " " Oil Hole Stop Screw.....	06
12459	1220	Oscillating Rock Shaft Hinge Pin Oil Hole Stop Screw Washer (leather) per 100.....	50
448C	783	Oscillating Rock Shaft Hinge Pin Set Screw.....	03
4784	1101	Oscillating Rock Shaft Oil Pad.....	01
20016	812	" Shaft.....	40
19496	—	" " Crank.....	25
19388	1208	Oscillating Shaft Crank complete, Nos. 460C, 1518E, 19390 and 19496.....	80
2049	1220	Oscillating Shaft Crank Pin.....	01
460C	783	" " " " Set Screw.....	02
19389	1208	" " " " Slide Block.....	35
229D	782	" " " " " Cap Screw.....	02
12424	1208	Oscillating Shaft Crank Slide Block Cap Screw Washer.....	02
969C	1208	Oscillating Shaft Crank Slide Block Screw Stud.....	15
1518E	783	Oscillating Shaft Crank Slide Block Screw Stud Nut.....	04
19390	1208	Oscillating Shaft Crank Slide Block complete, Nos. 229D, 969C, 12424 and 19389.....	50
12391	814	Presser Bar (hollow).....	80
12326	1145	" " Guide Bracket with 453C... ..	25
453C	783	" " " " " Set Screw... ..	02
2062	1145	" " " " Lifter.....	20
689C	782	" " " " " Screw.....	10
1520E	783	" " " " " Nut.....	03
12327	1145	" " " " " Lifting and Releasing Lever Bracket.....	50

PARTS FOR MACHINE NO. 31-60 57

NO.	PLATE	NAME	EACH
11167	814	Presser Bar Spring (light) .051 wire.....	\$ 05
NOTE. No. 11167 is sent with this machine unless another spring is specified on order.			
12139	814	Presser Bar Spring (medium) .055 wire.	05
20023	814	" " " (heavy) .063 wire....	05
11170	1220	" " " Washer.....	01
24197	5774	" Foot.....	1 00
190D	782	" " Screw.....	03
638E	783	Pressure Regulating Thumb Screw.....	25
26888	5774	Ruffling Arm (lower).....	25
26889	5774	" " (upper) with 190D and 219F.....	1 00
207F	5774	Ruffling Arm Adjusting Screw.....	02
2291	5774	" " " " Washer..	01
190D	5774	" " Clamping Screw.....	03
219F	5774	" " Set Screw.....	02
26890	5774	Ruffling Arm (adjustable) Nos. 2291, 26888, 26889 and two 207F.....	1 25
28845	—	Ruffling Arm (adjustable) complete, Nos. 226D, 1550H, 24203 to 24206, 26890 and two 665D.....	2 40
24199	1323	Ruffling Arm Shaft.....	15
24201	1324	" " " Bracket (left).....	30
159D	1324	" " " " " Screw	03
24200	1324	" " " " " (right).....	1 25
145D	1324	" " " " " Screw	04
6533	1323	" " " Collar with 460C.....	25
460C	1323	" " " " Set Screw... ..	02
26731	5774	" Blade.....	30
24203	5774	" " Holder.....	75
226D	5774	" " " Cap Screw.....	02
24579	5774	" " " Spring (heavy, left).....	05
24581	5774	Ruffling Blade Holder Spring (light, left).....	05
24580	5774	Ruffling Blade Holder Spring (heavy, right).....	05
24204	5774	Ruffling Blade Holder Spring (light, right).....	05
24582	5774	Ruffling Blade Holder Spring (left) Stop.....	15
24205	5774	Ruffling Blade Holder Spring (right) Stop.....	15
24206	5774	Ruffling Blade Holder Stud.....	10
1550H	5774	" " " " Nut.....	03
665D	5774	" " " " Screw.....	02

PARTS FOR MACHINE NO. 31-61

NO.	PLATE	NAME	EACH
12358	812	Balance Wheel (power) light rim, 2 1/4 in. pulley, with two 448C.....	\$ 75
4370	5768	Balance Wheel (stand) heavy rim, 3 in. pulley, with two 448C.....	75
448C	783	Balance Wheel Set Screw.....	03
*20032	—	Bed.....	5 00
20197	5769	Crank Connecting Rod with 20198 and two 896E.....	1 35
*20198	—	Crank Connecting Rod Cap.....	30
896E	1221	" " " " Screw.....	04
908C	1221	" " " " Hinge Screw.....	12
1619E	1222	" " " " " Nut	05
36204	5777	Edge Folder on Slide 18114.....	2 50
36205	5777	" " " " Holder with 8505 and 18116.....	80
207F	5777	Edge Folder Holder Screw.....	02
18116	5777	" " " " Spring.....	05
8505	5777	" " " " Rivet..... per 100..	10
19304	—	Face Plate.....	50
19305	815	Face Plate complete, Nos. 19155, 19304 and 19327.....	1 00
190D	782	Face Plate Screw.....	03
19327	1220	" " " " Thread Guard (lower) with 12152.....	25
12152	1220	Face Plate Thread Guard (lower) Rivet per 100.....	10
19155	1220	Face Plate Thread Guard (upper) with 12152.....	20
12152	1220	Face Plate Thread Guard (upper) Rivet per 100.....	10
286D	783	Face Plate Thumb Screw.....	10
19111	1208	Feed Bar.....	75
313C	783	" " " " Screw Centre.....	04
1519E	783	" " " " " Nut.....	03
3033	1145	" " " " " Connecting Link.....	20
375C	782	" " " " " Hinge Screw.....	12
1518E	783	" " " " " " " Nut	04
20389	2084	" " Dog with 19118, for 1/4 in. to 3/8 in. gauge.....	1 50
20378	2081	Feed Dog (spiked teeth) with 19118, for 1/2 in. to 3/4 in. gauge.....	1 50
20380	2081	Feed Dog (conical teeth) with 19118, for 1/2 in. to 3/4 in. gauge.....	1 50
191C	1221	Feed Dog Screw.....	03
19116	1220	" " " " " Spring.....	02
19117	1220	" " " " " Hook for 19120.....	01
19118	1220	" " " " " " " Feed Dogs..	01

PARTS FOR MACHINE NO. 31-61

NO.	PLATE	NAME	EACH
20283	5769	Feed and Feed Lifting Eccentric with 446C.....	\$ 50
446C	783	Feed and Feed Lifting Eccentric Set Screw.....	03
24036	5769	Feed and Feed Lifting Eccentric Sleeve	75
20284	5769	" " Forked Connection.....	75
375C	782	" " " " " Hinge Screw	12
1518E	783	" " " " " " " Nut.....	04
12374	766	Feed Lifting Rock Shaft.....	50
20015	—	Feed Lifting Rock Shaft complete, Nos. 3043, 12374 and 19120.....	1 65
3043	1208	Feed Lifting Rock Shaft Crank (back) with 462C.....	15
2049	1220	Feed Lifting Rock Shaft Crank (back) Pin.....	01
462C	1221	Feed Lifting Rock Shaft Crank (back) Set Screw.....	02
19120	1208	Feed Lifting Rock Shaft Crank (front) with 157E, 19117, 19121 and 19122...	1 00
157E	782	Feed Lifting Rock Shaft Crank (front) Clamping Screw.....	04
19121	1208	Feed Lifting Rock Shaft Crank (front) Roller.....	12
19122	1208	Feed Lifting Rock Shaft Crank (front) Roller Pin.....	03
43976	5769	Feed Lifting Rock Shaft Crank Connecting Rod (cast iron) with 43977 and two 145E.....	80
*43977	—	Feed Lifting Rock Shaft Crank Connecting Rod Cap.....	30
145E	782	Feed Lifting Rock Shaft Crank Connecting Rod Cap Screw.....	04
375C	782	Feed Lifting Rock Shaft Crank Connecting Rod Hinge Screw.....	12
1518E	783	Feed Lifting Rock Shaft Crank Connecting Rod Hinge Screw Nut.....	04
307C	783	Feed Lifting Rock Shaft Screw Centre..	06
1513E	783	" " " " " " " Nut.....	05
3039	768	Feed Regulator.....	25
1128E	1222	" " " " Hinge Screw.....	12
818D	783	" " " " Thumb Screw.....	10
12379	766	" " Rock Shaft.....	35
20333	—	Feed Rock Shaft complete, Nos. 12379 and 29633.....	60

64 PARTS FOR MACHINE NO. 31-61

NO.	PLATE	NAME	EACH
29633	5736	Feed Rock Shaft Crank with 157E.....	\$ 25
157E	782	" " " " Clamping Screw	04
307C	783	" " " " Screw Centre.....	06
1513E	783	" " " " " Nut.....	05
36206	5777	Guide (left, lower).....	75
36207	5777	" (" upper).....	75
226D	5777	" " " " Screw.....	02
36208	5776	" (left) Holder with 18191.....	2 00
36209	5776	" " " " Lock Spring.....	35
665D	5776	" " " " " Screw..	02
36210	5776	" " " " Slide.....	75
665D	5776	" " " " " Screw.....	02
18191	5776	" " " " Stop Pin...per 100	10
592D	5776	" " " " " Screw.....	02
36211	5776	" (right).....	75
36212	5775	" " Arm.....	4 00
36213	5775	" " " " Bracket with two 463c.....	2 00
36214	5775	Guide (right) Arm Bracket Cap (back)	50
329D	5776	" " " " " " " " Screw (left).....	02
335D	5776	Guide (right) Arm Bracket Cap (back) Screw (right).....	02
36215	5775	Guide (right) Arm Bracket Cap (front)	50
329D	5776	" " " " " " " " Screw (left).....	02
335D	5776	Guide (right) Arm Bracket Cap (front) Screw (right).....	02
145D	5776	Guide (right) Arm Bracket Screw.....	04
36216	5775	" " " " Gib.....	50
463C	5776	" " " " Adjusting Screw	02
36217	5776	" " " " Lock Spring.....	50
219F	5776	" " " " " " Screw....	02
36218	5776	" " " " Stop.....	40
36219	5776	" " " " Plate.....	40
219F	5776	" " " " " " Screw.....	02
226D	5776	" " " " Screw.....	02
36220	5776	" " Separating Blade.....	1 50
226D	5776	" " " " " " Screw...	02
18014	814	Needle Bar (hollow).....	60
12382	1144	" " Connecting Link with 794E.	50
794E	1144	" " " " " Adjusting Screw.....	05
*12383	—	Needle Bar Connecting Stud.....	40
12384	1144	Needle Bar Connecting Stud complete, Nos. 453C, 1904 and 12383.....	50
1904	1144	Needle Bar Connecting Stud Roller (roller only).....	12

PARTS FOR MACHINE NO. 31-61 65

NO.	PLATE	NAME	EACH
453C	783	Needle Bar Connecting Stud Set Screw.	\$ 02
20188	5769	" " Crank with 858C and 1065C.	80
1065C	1222	" " " " Position Screw.....	10
858C	783	" " " " Set Screw.....	03
936E	1221	" " Screw Bushing.....	06
19276	817	" Clamp with two 209F.....	1 25
2273	817	" " Pin.....	01
209F	1221	" Set Screw.....	02
19386	813	Oscillating Rock Shaft.....	1 00
19387	—	Oscillating Rock Shaft complete, Nos. 4784, 12388 and 19386.....	1 50
12388	813	Oscillating Rock Shaft Hinge Pin.....	50
878D	783	" " " " " " O 11 Hole Stop Screw.....	06
12459	1220	Oscillating Rock Shaft Hinge Pin Oil Hole Stop Screw Washer (leather) per 100.....	50
448C	783	Oscillating Rock Shaft Hinge Pin Set Screw.....	03
4784	1101	Oscillating Rock Shaft Oil Pad.....	01
20016	812	" " Shaft.....	40
19496	—	" " Crank.....	25
19388	1208	Oscillating Shaft Crank complete, Nos. 460C, 1518E, 19390 and 19496.....	80
2049	1220	Oscillating Shaft Crank Pin.....	01
460C	783	" " " " Set Screw.....	02
19389	1208	" " " " Slide Block.....	35
229D	782	" " " " " " " " Cap Screw.....	02
12424	1208	Oscillating Shaft Crank Slide Block Cap Screw Washer.....	02
969C	1208	Oscillating Shaft Crank Slide Block Screw Stud.....	15
1518E	783	Oscillating Shaft Crank Slide Block Screw Stud Nut.....	04
19390	1208	Oscillating Shaft Crank Slide Block com- plete, Nos. 229D, 969C, 12424 and 19389.....	50
12391	814	Presser Bar (hollow).....	80
12326	1145	" " Guide Bracket with 453C...	25
453C	783	" " " " " " Set Screw...	02
2062	1145	" " Lifter.....	20
689C	782	" " " " Screw.....	10
1520E	783	" " " " Nut.....	03
12327	1145	" " " " Lifting and Releasing Lever Bracket.....	50

PARTS FOR MACHINE NO. 31-61

NO.	PLATE	NAME	EACH
11167	814	Presser Bar Spring (light) .051 wire....	\$ 05
NOTE. No. 11167 is sent with this machine unless another spring is specified on order.			
12139	814	Presser Bar Spring (medium) .055 wire.	05
20023	814	" " " (heavy) .063 wire...	05
11170	1220	" " " Washer.....	01
24197	5774	" Foot.....	1 00
7298	5774	" " Hinge Pin..... per 100	10
20477	—	" " Plate.....	1 25
20478	—	" " Shank.....	1 00
20479	5774	" " Spring.....	05
20480	5774	" " " Bracket.....	35
233D	5774	" " " " Screw.....	02
233D	5774	" " " " Screw.....	02
20481	5774	Presser Foot (spring hinged) complete, for riding seams, Nos. 7298, 20477 to 20480 and three 233D.....	2 75
190D	782	Presser Foot Screw.....	03
688E	783	Pressure Regulating Thumb Screw.....	25
26888	5778	Ruffling Arm (lower).....	25
43950	5778	" " (upper) with 1438D and 43951, for 43952.....	1 25
43951	5778	Ruffling Arm (upper) Key.....	40
207F	5774	" " Adjusting Screw.....	02
2291	5774	" " " " Washer..	01
1438D	5778	" " Clamping Screw.....	08
43952	5778	Ruffling Arm (adjustable) Nos. 2291, 26888, 43950 and two 207F.....	1 55
43953	—	Ruffling Arm (adjustable) complete, Nos. 226D, 1550H, 24203 to 24206, 43952, 43955 and two 665D.....	3 00
43954	5778	Ruffling Arm Shaft.....	50
24201	1324	" " " Bracket (left).....	30
159D	1324	" " " " " Screw	03
24200	1324	" " " " (right).....	1 25
145D	1324	" " " " " Screw	04
6533	1323	" " " Collar with 460C.....	25
460C	1323	" " " " Set Screw...	02
43955	5778	" Blade.....	30
24203	5774	" " Holder.....	75
226D	5774	" " " Cap Screw.....	02
24579	5774	" " " Spring (heavy, left).....	05
24581	5774	Ruffler Blade Holder Spring (light, left).....	05
24580	5774	Ruffling Blade Holder Spring (heavy, right).....	05

PARTS FOR MACHINE NO. 31-61

NO.	PLATE	NAME	EACH
24204	5774	Ruffling Blade Holder Spring (light, right).....	\$ 05
24582	5774	Ruffling Blade Holder Spring (left) Stop.....	15
24205	5774	Ruffling Blade Holder Spring (right) Stop.....	15
24206	5774	Ruffling Blade Holder Stud.....	10
1550H	5774	" " " " Nut.....	03
665D	5774	" " Screw.....	02
24207	1323	" Eccentric with two 453C.....	50
24208	1323	" " Collar with 453C.....	20
453C	1323	" " " Set Screw.....	02
24219	1323	" " Connection with 24220 and two 742E.....	1 25
*24220	—	Ruffling Eccentric Connection Cap.....	50
742E	1323	" " " " Screw	05
24210	1324	" " " " Washer...	02
453C	1323	" " Set Screw.....	02
24211	1323	" Regulator with 225F.....	60
225F	1323	" " Set Screw.....	03
181D	1323	" " Stop Screw.....	04
1641E	1323	" " " " Nut.....	05
1108F	1323	" " Thumb Screw.....	12
1641E	1323	" " " " Nut...	05
19131	1216	Shuttle (inside) Bobbin.....	05
19310	1217	" " " Case Latch and Position Finger.....	35
2521	1216	Shuttle (inside) Bobbin Case Latch and Position Finger Spring.....	02
592E	1216	Shuttle (inside) Bobbin Case Latch and Position Finger Stop Screw.....	02
19312	1217	Shuttle (inside) Bobbin Case complete, Nos. 591F, 592E, 2521, 19149 and 19310.....	75
19136	1216	Shuttle (inside) Body.....	75
591F	1216	" " Tension Regulating Screw.....	02
19149	1216	Shuttle (inside) Tension Spring.....	10
19324	1217	Shuttle (inside) 1 ¹ / ₁₆ in. diam., Nos. 19131, 19136 and 19312.....	1 50
19131	1216	Shuttle (outside) Bobbin.....	05
19311	1217	" " " Case Latch and Position Finger.....	35
2521	1216	Shuttle (outside) Bobbin Case Latch and Position Finger Spring.....	02
592E	1216	Shuttle (outside) Bobbin Case Latch and Position Finger Stop Screw.....	02

NO.	PLATE	NAME	EACH
19813	1217	Shuttle (outside) Bobbin Case complete, Nos. 591F, 592E, 2521, 19172 and 19311.....	\$ 75
19137	1216	Shuttle (outside) Body.....	75
591F	1216	" " Tension Regulating Screw.....	02
19172	1216	Shuttle (outside) Tension Spring.....	10
19825	1217	Shuttle (outside) 1 1/16 in. diam., Nos. 19131, 19137 and 19313.....	1 50
19139	1208	Shuttle Driver with two 453c.....	2 50
2049	1220	" " Pin.....	01
453C	783	" " Set Screw.....	02
19379	—	" Race Body.....	1 50
19309	1213	" " Needle Guard.....	25
1053D	1241	" " " " Screw.....	02
19317	1213	" " Ring (inside).....	1 25
19318	1213	" " " (outside).....	1 25
2532	1220	" " " Position Pin. per 100.....	10
2533	1215	" " " Spring.....	12
907D	1221	" " " " Screw.....	07
24013	1215	Shuttle Race complete, Nos. 19309, 19317, 19318, 19379, two each 907D, 1053D, 2533 and four 2532.....	4 25
145F	782	Shuttle Race Screw.....	04
19319	1204	" " Slide (inside).....	35
19320	1220	" " " " Stop Stud.....	05
19321	1220	" " " " " " " " Spring.....	02
19322	1204	Shuttle Race Slide (outside) with 662D and 19147.....	30
19147	1220	Shuttle Race Slide (outside) Friction Spring.....	03
662D	782	Shuttle Race Slide (outside) Friction Spring Screw.....	02
2921	1146	Tension Disc.....	05
19191	1146	" Plate, for upper tension, with 19231.....	50
134D	1221	Tension Plate Screw.....	05
1560C	1146	" Regulating Thumb Nut.....	04
19192	1146	" Releaser.....	15
12397	1145	" Releasing Lever.....	20
12398	1145	" " " Hinge Pin.....	01
12329	1145	" " " Spring.....	02
19193	1146	" " " (intermediate).....	10
19231	1146	" " " " ".....	12
2269	1146	Hinge Block.....	01
		Tension Releasing Lever (intermediate) Hinge Pin.....	01

NO.	PLATE	NAME	EACH
19194	1146	Tension Releasing Lever (intermediate) Spring.....	\$ 03
916F	1146	Tension Screw Stud.....	08
1547D	1146	" " " Nut.....	03
2923	1146	" Spring.....	05
19195	1146	Tension (upper) complete with Tension Release, Nos. 2269, 19191, 19193, 19194, two each 916F, 1547D, 1560C, 2923, 19192 and four 2921.....	1 50
12149	817	Thread Guard for 19162.....	05
19159	817	" Guide Body.....	30
19161	817	" " Cap.....	10
19160	817	" " Roller.....	10
905D	817	" " Screw.....	04
19162	—	Thread Guide complete (roller) Nos. 905D and 19159 to 19161.....	50
24129	1144	Thread Take-up Crank.....	80
3094	1144	" " " Wedge.....	10
690E	1144	" " " " Screw... ..	05
19156	1144	" " Lever.....	30
775E	1144	" " " Cap Screw.....	06
12166	1144	" " " Hinge Pin.....	05
12409	1144	" " " Link.....	25
11204	1144	" " " " Hinge Pin.. ..	15
430C	1144	" " " " " " " " Set Screw.....	04
19157	1144	Thread Take-up Lever complete, Nos. 12166, 12409 and 19156.....	65
19158	817	Thread Take-up Spring (music wire)...	03
7336	817	" " " Regulator.....	25
448C	783	" " " " " " " " Set Screw.....	03
20390	2084	Throat Plate for 20389.....	1 00
20379	2081	" " " 20378 and 20380.....	1 00
691F	782	" " Screw.....	04
20021	5235	Drip Pan with four 1 in. wire nails.....	25

**LIST OF PARTS COMPLETE
FOR
MACHINE NO. 31-62**

DROP FEED, TWO NEEDLES, TWO SHUTTLES, ALTERNATING PRESSERS.
GAUGES FROM $\frac{3}{32}$ INCH TO $\frac{1}{4}$ INCHES. FOR TWO-NEEDLE WORK
IN LIGHT AND MEDIUM FABRICS.

NO.	PLATE	NAME	EACH
*43948	—	Arm with 11104.....	\$5 25
8582	1220	" Dowel Pin.....	02
12453	1220	" Oil Tube for intermediate bearing.	06
12454	1220	" " " with 29599, for oiling 12409.....	06
11119	1220	Arm Oil Tube with 29599, for oiling 19156 and 19365.....	06
24131	817	Arm Oil Tube with 29599, for oiling 19275.....	06
29599	817	Arm Oil Tube Packing (felt).... per 100	25
748E	782	" Screw (back).....	08
854E	783	" " (front).....	12
12427	766	" Shaft.....	2 00
*11104	—	" " Bushing (front).....	20
12357	812	" " Flanged Bushing (back).....	20
448c	783	" " " " " Set Screw.....	03
144D	782	Arm Shaft Screw.....	08
12193	815	" Side Cover.....	10
286D	783	" " " Thumb Screw.....	10
2415	812	" Spool Bracket.....	25
15063	812	" " " 2415 with two 12403	35
145D	782	" " " Screw.....	04
12403	1220	" " " Spool Pin and Thread Eyelet.....	05
11241	812	Arm Spool Bracket Spool Pin Washer (cloth)..... per 100	25
12358	812	Balance Wheel (power) light rim, $2\frac{1}{2}$ in. pulley, with two 448c.....	75
4370	5768	Balance Wheel (stand) heavy rim, 3 in. pulley, with two 448c.....	75
448c	783	Balance Wheel Set Screw.....	03
*20014	—	Bed.....	5 00
20197	5769	Crank Connecting Rod with 20198 and two 896E.....	1 35

PARTS FOR MACHINE NO. 31-62

71

NO.	PLATE	NAME	EACH
*20198	—	Crank Connecting Rod Cap.....	\$ 30
896E	1221	" " " " Screw.....	04
908c	1221	" " " " Hinge Screw.....	12
1619E	1222	" " " " " Nut	05
20475	—	Face Plate.....	1 00
20395	5768	Face Plate complete, Nos. 19155, 19327 and 20475.....	1 45
219F	790	Face Plate Screw.....	02
19327	1220	" " Thread Guard (lower) with 12152.....	25
12152	1220	Face Plate Thread Guard (lower) Rivet per 100.....	10
19155	1220	Face Plate Thread Guard (upper) with 12152.....	20
12152	1220	Face Plate Thread Guard (upper) Rivet per 100.....	10
19111	1208	Feed Bar.....	75
813c	783	" " *Screw Centre.....	04
1519E	783	" " " " Nut.....	08
3033	1145	" Connecting Link.....	20
375c	782	" " " " Hinge Screw.....	12
1518E	783	" " " " " Nut	04
20383	2081	" Dog with 19118, for $\frac{3}{32}$ in. to $\frac{1}{16}$ in. gauge.....	1 50
19343	789	Feed Dog with 19118, for $\frac{3}{32}$ in. to $\frac{1}{2}$ in. gauge, for general work.....	1 50
20316	2079	Feed Dog with 19118, for $\frac{17}{32}$ in. to $\frac{13}{16}$ in. gauge.....	1 65
20084	799	Feed Dog with 19118, for $\frac{27}{32}$ in. to $1\frac{1}{4}$ in. gauge, three long and two short rows of teeth, for general work.	1 75
191c	1221	Feed Dog Screw.....	03
19116	1220	" " Spring.....	02
19117	1220	" " " " Hook for 19120.....	01
19118	1220	" " " " " Feed Dogs.	01
19275	812	" and Feed Lifting Eccentric with 446c.....	50
446c	783	Feed and Feed Lifting Eccentric Set Screw.....	03
12429	813	Feed Forked Connection.....	75
375c	782	" " " " Hinge Screw	12
1518E	783	" " " " " " Nut.....	04
12374	766	Feed Lifting Rock Shaft.....	50
20015	—	Feed Lifting Rock Shaft complete, Nos. 3043, 12374 and 19120.....	1 65
3043	1208	Feed Lifting Rock Shaft Crank (back) with 462c.....	15

NO.	PLATE	NAME	EACH
2049	1220	Feed Lifting Rock Shaft Crank (back) Pin.....	\$ 01
462c	1221	Feed Lifting Rock Shaft Crank (back) Set Screw.....	02
19120	1208	Feed Lifting Rock Shaft Crank (front) with 157E, 19117, 19121 and 19122..	1 00
157E	782	Feed Lifting Rock Shaft Crank (front) Clamping Screw.....	04
19121	1208	Feed Lifting Rock Shaft Crank (front) Roller.....	12
19122	1208	Feed Lifting Rock Shaft Crank (front) Roller Pin.....	03
43976	5769	Feed Lifting Rock Shaft Crank Connecting Rod (cast iron) with 43977 and two 145E.....	80
*43977	—	Feed Lifting Rock Shaft Crank Connecting Rod Cap.....	30
145E	782	Feed Lifting Rock Shaft Crank Connecting Rod Cap Screw.....	04
375c	782	Feed Lifting Rock Shaft Crank Connecting Rod Hinge Screw.....	12
1518E	783	Feed Lifting Rock Shaft Crank Connecting Rod Hinge Screw Nut.....	04
307c	783	Feed Lifting Rock Shaft Screw Centre " " " " " " " "	06
1513E	783	" " " " " " " " Nut.....	05
3039	768	Feed Regulator.....	25
1128E	1222	" " " Hinge Screw.....	12
818D	783	" " " Thumb Screw.....	10
12379	766	" Rock Shaft.....	35
20333	—	Feed Rock Shaft complete, Nos. 12379 and 29633.....	60
29633	5736	Feed Rock Shaft Crank with 157E.....	25
157E	782	" " " " Clamping Screw	04
307c	783	" " " " Screw Centre.....	06
1513E	783	" " " " " Nut.....	05
12391	814	Lifting Presser Bar (hollow).....	80
19356	5772	" " " " Bell Crank.....	1 00
199D	5772	" " " " " " Cap Screw.....	04
19357	5772	Lifting Presser Bar Bell Crank Connecting Link.....	35
199D	5772	Lifting Presser Bar Bell Crank Connecting Link Cap Screw.....	04
19358	5772	Lifting Presser Bar Bell Crank Driving Arm.....	50
2049	5772	Lifting Presser Bar Bell Crank Driving Arm Pin.....	01

NO.	PLATE	NAME	EACH
19359	5772	Lifting Presser Bar Bell Crank Driving Arm Shaft.....	\$ 75
19360	5769	Lifting Presser Bar Bell Crank Driving Arm Shaft Bracket.....	25
19361	—	Lifting Presser Bar Bell Crank Driving Arm Shaft Bracket complete, Nos. 2049 and 19358 to 19360.....	1 50
965D	5773	Lifting Presser Bar Bell Crank Driving Arm Shaft Bracket Screw.....	04
19362	5772	Lifting Presser Bar Bell Crank Driving Arm Eccentric Connection.....	1 00
375c	5772	Lifting Presser Bar Bell Crank Driving Arm Eccentric Connection Hinge Screw.....	12
1518E	5772	Lifting Presser Bar Bell Crank Driving Arm Eccentric Connection Hinge Screw Nut.....	04
24589	5736	Lifting Presser Bar Guide Bracket with 453C.....	2 00
453c	783	Lifting Presser Bar Guide Bracket Set Screw.....	02
43956	—	Lifting Presser Bar Guide Bracket complete, Nos. 19356, 19357, 24589, 43949 and three 199D.....	4 25
24590	5736	Lifting Presser Bar Guide Bracket Support.....	1 00
175D	5736	Lifting Presser Bar Guide Bracket Support Screw.....	02
4855	5772	Lifting Presser Bar Lifter.....	25
689c	782	" " " " " " Screw.....	10
1520E	783	" " " " " " Nut.....	03
12327	1145	" " " " Lifting and Releasing Lever Bracket.....	50
11167	814	Lifting Presser Bar Spring (light) .051 wire.....	05

NOTE. No. 11167 is sent with this machine unless another spring is specified on order.

12139	814	Lifting Presser Bar Spring (medium) .055 wire.....	05
20023	814	Lifting Presser Bar Spring (heavy) .063 wire.....	05
11170	1220	Lifting Presser Bar Spring Washer.....	01
20482	5773	" " " Foot.....	1 00
193D	5773	" " " " Screw.....	03
18014	814	Needle Bar (hollow).....	60
12382	1144	" " " Connecting Link with 794B.....	50

PARTS FOR MACHINE NO. 31-62

NO.	PLATE	NAME	EACH
794E	1144	Needle Bar Connecting Link Adjusting Screw.....	\$ 05
*12383	—	Needle Bar Connecting Stud.....	40
12384	1144	Needle Bar Connecting Stud complete, Nos. 453C, 1904 and 12383.....	50
1904	1144	Needle Bar Connecting Stud Roller (roller only).....	12
453C	783	Needle Bar Connecting Stud Set Screw.....	02
19365	5769	" " Crank and Lifting Eccentric with 448C and 743C.....	1 00
743C	5773	Needle Bar Crank and Lifting Eccentric Position Screw.....	05
448C	783	Needle Bar Crank and Lifting Eccentric Set Screw.....	03
936E	1221	Needle Bar Screw Bushing.....	06
19276	817	" Clamp with two 209F.....	1 25
2273	817	" " Pin.....	01
209F	1221	" Set Screw.....	02
19386	813	Oscillating Rock Shaft.....	1 00
19387	—	Oscillating Rock Shaft complete, Nos. 4784, 12388 and 19386.....	1 50
12388	813	Oscillating Rock Shaft Hinge Pin.....	50
878D	783	" " " " " Oil Hole Stop Screw.....	06
12459	1220	Oscillating Rock Shaft Hinge Pin Oil Hole Stop Screw Washer (leather) per 100.....	50
448C	783	Oscillating Rock Shaft Hinge Pin Set Screw.....	03
4784	1101	Oscillating Rock Shaft Oil Pad.....	01
20016	812	" Shaft.....	40
19496	—	" " Crank.....	25
19388	1208	Oscillating Shaft Crank complete, Nos. 460C, 1518E, 19390 and 19496.....	80
2049	1220	Oscillating Shaft Crank Pin.....	01
460C	783	" " " Set Screw.....	02
19389	1208	" " " Slide Block.....	35
229D	782	" " " " " Cap Screw.....	02
12424	1208	Oscillating Shaft Crank Slide Block Cap Screw Washer.....	02
969C	1208	Oscillating Shaft Crank Slide Block Screw Stud.....	15
1518E	783	Oscillating Shaft Crank Slide Block Screw Stud Nut.....	04
19390	1208	Oscillating Shaft Crank Slide Block complete, Nos. 229D, 969C, 12424 and 19389.....	50

PARTS FOR MACHINE NO. 31-62

NO.	PLATE	NAME	EACH
688E	783	Pressure Regulating Thumb Screw.....	\$ 25
19131	1216	Shuttle (inside) Bobbin.....	05
19310	1217	" " " Case Latch and Position Finger.....	35
2521	1216	Shuttle (inside) Bobbin Case Latch and Position Finger Spring.....	02
592E	1216	Shuttle (inside) Bobbin Case Latch and Position Finger Stop Screw.....	02
19312	1217	Shuttle (inside) Bobbin Case complete, Nos. 591F, 592E, 2521, 19149 and 19310.....	75
19136	1216	Shuttle (inside) Body.....	75
591F	1216	" " Tension Regulating Screw.....	02
19149	1216	Shuttle (inside) Tension Spring.....	10
19324	1217	Shuttle (inside) 1 ³ / ₁₆ in. diam., Nos. 19131, 19136 and 19312.....	1 50
19131	1216	Shuttle (outside) Bobbin.....	05
19311	1217	" " " Case Latch and Position Finger.....	35
2521	1216	Shuttle (outside) Bobbin Case Latch and Position Finger Spring.....	02
592E	1216	Shuttle (outside) Bobbin Case Latch and Position Finger Stop Screw.....	02
19313	1217	Shuttle (outside) Bobbin Case complete, Nos. 591F, 592E, 2521, 19172 and 19311.....	75
19171	1217	Shuttle (outside) Body for 19326.....	75
19137	1216	" " " " 19325.....	75
591F	1216	" " Tension Regulating Screw.....	02
19172	1216	Shuttle (outside) Tension Spring.....	10
19326	1217	Shuttle (outside) 1 ³ / ₁₆ in. diam., for ⁷ / ₃₂ in. to 1 ³ / ₁₆ in. gauge, Nos. 19131, 19171 and 19313.....	1 50
19325	1217	Shuttle (outside) 1 ³ / ₁₆ in. diam., for ⁷ / ₃₂ in. gauge and above, Nos. 19131, 19137 and 19313.....	1 50
19139	1208	Shuttle Driver with two 453C.....	2 50
2049	1220	" " Pin.....	01
453C	783	" " Set Screw.....	02
19315	—	" Race Body with 19316, for 19323.....	1 50
19379	—	Shuttle Race Body for 24013.....	1 50
19316	1213	" " Loop Separator for 19315 and 24490.....	15
19309	1213	Shuttle Race Needle Guard for 19323 and 24013.....	25

PARTS FOR MACHINE NO. 31-62

NO.	PLATE	NAME	EACH
1053D	1241	Shuttle Race Needle Guard Screw.....	\$ 02
19317	1213	" " Ring (inside) for 19323 and 24013.....	1 25
19318	1213	Shuttle Race Ring (outside) for 19323 and 24013.....	1 25
2532	1220	Shuttle Race Ring Position Pin per 100	10
2533	1215	" " " Spring.....	12
907D	1221	" " " " Screw.....	07
19323	1213	Shuttle Race complete, for 3/32 in. to 1/2 in. gauge, Nos. 19309, 19315, 19317, 19318, two each 907D, 1053D, 2533 and four 2532.....	4 25
24013	1215	Shuttle Race complete, for 1/16 in. gauge and above, Nos. 19309, 19317, 19318, 19379, two each 907D, 1053D, 2533 and four 2532.....	4 25
145F	782	Shuttle Race Screw.....	04
19145	1204	" " Slide (inside).....	30
19146	1204	" " " (outside) for 1/16 in. gauge and below.....	25
19281	1204	Shuttle Race Slide (outside) for 1 5/32 in. to 1 5/16 in. gauge.....	25
19385	1204	Shuttle Race Slide (outside) for 3 1/32 in. to 1 1/2 in. gauge.....	25
19147	1220	Shuttle Race Slide Friction Spring.....	03
651E	1221	" " " " " Screw	02
19148	1204	" " " Guide (back) with 651E and 19147.....	50
19185	1204	Shuttle Race Slide Guide (front) with 651E and 19147.....	50
691F	782	Shuttle Race Slide Guide Screw.....	04
2921	1146	Tension Disc.....	05
19191	1146	" Plate, for upper tension, with 19231.....	50
134D	1221	Tension Plate Screw.....	05
1560C	1146	" Regulating Thumb Nut.....	04
19192	1146	" Releaser.....	15
12397	1145	" Releasing Lever.....	20
12398	1145	" " " Hinge Pin.....	01
12329	1145	" " " Spring.....	02
19193	1146	" " " (intermediate).	10
19231	1146	" " " " " "	12
		Hinge Block.....	12
2269	1146	Tension Releasing Lever (intermediate) Hinge Pin.....	01
19194	1146	Tension Releasing Lever (intermediate) Spring.....	03

PARTS FOR MACHINE NO. 31-62

NO.	PLATE	NAME	EACH
916F	1146	Tension Screw Stud.....	\$ 08
1547D	1146	" " " Nut.....	03
2923	1146	" Spring.....	05
19195	1146	Tension (upper) complete with Tension Release, Nos. 2269, 19191, 19193, 19194, two each 916F, 1547D, 1560C, 2923, 19192 and four 2921.....	1 50
12149	817	Thread Guard for 19162.....	05
19159	817	" Guide Body.....	30
19161	817	" " Cap.....	10
19160	817	" " Roller.....	10
905D	817	" " Screw.....	04
19162	—	Thread Guide complete (roller) Nos. 905D and 19159 to 19161.....	50
24129	1144	Thread Take-up Crank.....	80
3094	1144	" " " Wedge.....	10
690E	1144	" " " " Screw... ..	05
19156	1144	" " Lever.....	30
775E	1144	" " " Cap Screw.....	06
12166	1144	" " " Hinge Pin.....	05
12409	1144	" " " Link.....	25
11204	1144	" " " " Hinge Pin..	15
430C	1144	" " " " " " " "	04
		Set Screw.....	04
19157	1144	Thread Take-up Lever complete, Nos. 12166, 12409 and 19156.....	65
19158	817	Thread Take-up Spring (music wire)...	03
7336	817	" " " Regulator.....	25
448C	783	" " " " " Set Screw.....	03
20384	2081	Throat Plate for 20383.....	1 20
19290	789	" " " 19343.....	1 00
20079	2079	" " " 20316.....	1 20
20085	799	" " " 20084.....	1 35
691F	782	" " Screw.....	04
43949	5773	Vibrating Presser Bar.....	75
19367	5773	" " " Cap.....	05
199F	5772	" " " " Screw for 43949.....	04
219F	5773	Vibrating Presser Bar Cap Screw for 19367.....	02
19368	5773	Vibrating Presser Bar Cushion (rawhide)	01
19369	5773	" " " Spring.....	05
335D	5773	" " " " Screw.....	02
20483	5773	" " Foot.....	1 00
217D	5773	" " " Screw.....	03
20021	5235	Drip Pan with four 1 in. wire nails.....	25

**LIST OF PARTS COMPLETE
FOR
MACHINE NO. 31-63**

DROP FEED, TWO NEEDLES, TWO SHUTTLES, GAUGES FROM $\frac{3}{16}$ INCH
TO $1\frac{1}{4}$ INCHES. FOR SINGLE, DOUBLE, TRIPLE AND QUADRUPLE
BOX AND KNIFE PLAITS IN FABRICS FROM $\frac{1}{2}$ INCH TO $6\frac{3}{4}$
INCHES IN WIDTH AND THE DEPTH OF THE PLAIT FROM
 $\frac{1}{8}$ INCH TO $\frac{5}{8}$ INCH, GREATEST DISTANCE FROM
INSIDE OF RIGHT HAND GUIDE TO INSIDE OR
POSITIVE NEEDLE $2\frac{1}{2}$ INCHES, STRIPS OR
THE EDGE OF WIDE PIECES OF FABRIC
MAY BE PLAITED OR PLAIED
AND SEWED ON IN ONE
OPERATION

NO.	PLATE	NAME	EACH
*43819	—	Arm with 11104.....	\$8 00
8582	1220	" Dowel Pin.....	02
12453	1220	" Oil Tube for intermediate bearing.....	06
12454	1220	" " " with 29599, for oiling 12409.....	06
11119	1220	Arm Oil Tube with 29599, for oiling 19156.....	06
24131	817	Arm Oil Tube with 29599, for oiling 19275.....	06
29599	817	Arm Oil Tube Packing (felt)..... per 100	25
748E	782	" Screw (back).....	08
854E	783	" " (front).....	12
20400	5768	" Shaft.....	2 00
*11104	—	" " Bushing (front).....	20
12357	812	" " Flanged Bushing (back).....	20
448c	783	" " " " " Set Screw.....	03
144D	782	Arm Shaft Screw.....	08
12480	815	" Side Cap.....	05
219D	790	" " " Screw.....	02
12193	815	" " Cover.....	10
286D	783	" " " Thumb Screw.....	10
2415	812	" Spool Bracket.....	25
15063	812	" " " 2415 with two 12403	35
145D	782	" " " Screw.....	04
12403	1220	" " " Spool Pin and Thread Eyelet.....	05

PARTS FOR MACHINE NO. 31-63

NO.	PLATE	NAME	EACH
11241	812	Arm Spool Bracket Spool Pin Washer (cloth).....per 100.	\$ 25
43820	5768	Balance Wheel with two 453c.....	1 25
453c	783	" " Set Screw.....	02
*43821	—	Bed.....	5 00
20197	5769	Crank Connecting Rod with 20198 and two 896E.....	1 35
*20198	—	Crank Connecting Rod Cap.....	—
896E	1221	" " " " Screw.....	04
908c	1221	" " " " Hinge Screw.....	12
1619E	1222	" " " " " Nut	05
43885	—	Face Plate.....	50
43822	5768	Face Plate complete, Nos. 19155, 19327 and 43885.....	1 00
190D	782	Face Plate Screw.....	03
19327	1220	" " Thread Guard (lower) with 12152.....	25
12152	1220	Face Plate Thread Guard (lower) Rivet per 100.....	10
19155	1220	Face Plate Thread Guard (upper) with 12152.....	20
12152	1220	Face Plate Thread Guard (upper) Rivet per 100.....	10
286D	783	Face Plate Thumb Screw.....	10
19111	1208	Feed Bar.....	75
313c	783	" " Screw Centre.....	04
1519E	783	" " " " Nut.....	03
3033	1145	" Connecting Link.....	20
375c	782	" " " Hinge Screw.....	12
1518E	783	" " " " " Nut	04
43823	5789	" Dog with 19118.....	6 00
191c	1221	" " Screw.....	03
19116	1220	" " Spring.....	02
19117	1220	" " " Hook for 19120.....	01
19118	1220	" " " " " Feed Dogs..	01
19275	812	" and Feed Lifting Eccentric with 446C.....	50
446C	783	Feed and Feed Lifting Eccentric Set Screw.....	03
1219	813	Feed Forked Connection.....	75
375c	782	" " " " Hinge Screw..	12
1518E	783	" " " " " " " Nut.....	04
12374	766	Feed Lifting Rock Shaft.....	50
20015	—	Feed Lifting Rock Shaft complete, Nos. 3043, 12374 and 19120.....	1 65
3043	1208	Feed Lifting Rock Shaft Crank (back) with 462c.....	15

PARTS FOR MACHINE NO. 31-63

NO.	PLATE	NAME	EACH
2049	1220	Feed Lifting Rock Shaft Crank (back) Pin.....	\$ 01
462C	1221	Feed Lifting Rock Shaft Crank (back) Set Screw.....	02
19120	1208	Feed Lifting Rock Shaft Crank (front) with 157E, 19117, 19121 and 19122..	1 00
157E	782	Feed Lifting Rock Shaft Crank (front) Clamping Screw.....	04
19121	1208	Feed Lifting Rock Shaft Crank (front) Roller.....	12
19122	1208	Feed Lifting Rock Shaft Crank (front) Roller Pin.....	03
43976	5769	Feed Lifting Rock Shaft Crank Connecting Rod (cast iron) with 43977 and two 145E.....	80
*43977	—	Feed Lifting Rock Shaft Crank Connecting Rod Cap.....	30
145E	782	Feed Lifting Rock Shaft Crank Connecting Rod Cap Screw.....	04
375C	782	Feed Lifting Rock Shaft Crank Connecting Rod Hinge Screw.....	12
1518E	783	Feed Lifting Rock Shaft Crank Connecting Rod Hinge Screw Nut.....	04
307C	783	Feed Lifting Rock Shaft Screw Centre " " " " " "	06
1513E	783	" " " " " " Nut.....	05
3039	768	Feed Regulator.....	25
1128E	1222	" " Hinge Screw.....	12
818D	783	" " Thumb Screw.....	10
12379	766	" Rock Shaft.....	35
20333	—	Feed Rock Shaft complete, Nos. 12379 and 29633.....	60
29633	5736	Feed Rock Shaft Crank with 157E.....	25
157E	782	" " " " Clamping Screw	04
307C	783	" " " " Screw Centre.....	06
1513E	783	" " " " " " Nut.....	05
18014	814	Needle Bar (hollow).....	60
12382	1144	" " Connecting Link with 794E.....	20
794E	1144	" " " " Adjusting Screw.....	05
*12383	—	Needle Bar Connecting Stud.....	40
12384	1144	Needle Bar Connecting Stud complete, Nos. 453C, 1904 and 12383.....	50
1904	1144	Needle Bar Connecting Stud Roller (roller only).....	12
453C	783	Needle Bar Connecting Stud Set Screw.....	02
20188	5769	" " Crank with 858C and 1065C.....	80

PARTS FOR MACHINE NO. 31-63

NO.	PLATE	NAME	EACH
1065C	1222	Needle Bar Crank Position Screw.....	\$ 10
858C	783	" " " " Set Screw.....	03
936E	1221	" " " " Screw Bushing.....	06
19276	817	" " " " Clamp with two 209F.....	1 25
2273	817	" " " " Pin.....	01
209F	1221	" " " " Set Screw.....	02
19386	813	Oscillating Rock Shaft.....	1 00
19387	—	Oscillating Rock Shaft complete, Nos. 4784, 12388 and 19386.....	1 50
12388	813	Oscillating Rock Shaft Hinge Pin.....	50
878D	783	" " " " " " Oil Hole Stop Screw.....	06
12459	1220	Oscillating Rock Shaft Hinge Pin Oil Hole Stop Screw Washer (leather) per 100.....	50
448C	783	Oscillating Rock Shaft Hinge Pin Set Screw.....	03
4784	1101	Oscillating Rock Shaft Oil Pad.....	01
20016	819	" " Shaft.....	40
19436	—	" " " " Crank.....	25
19388	1208	Oscillating Shaft Crank complete, Nos. 460C, 1518E, 19390 and 19496.....	80
2049	1220	Oscillating Shaft Crank Pin.....	01
460C	783	" " " " Set Screw.....	02
19389	1208	" " " " Slide Block.....	35
229D	782	" " " " " " Cap Screw.....	02
12424	1208	Oscillating Shaft Crank Slide Block Cap Screw Washer.....	62
969C	1208	Oscillating Shaft Crank Slide Block Screw Stud.....	15
1518E	783	Oscillating Shaft Crank Slide Block Screw Stud Nut.....	04
19390	1208	Oscillating Shaft Crank Slide Block complete, Nos. 229D, 969C, 12424 and 19389.....	50
43824	5782	Plaiting Blade (lower).....	100
43825	5782	" " " " Holder.....	100
212C	5783	" " " " " " Stud.....	100
43891	5782	" " " " " " Stud.....	100
1668C	5783	Plaiting Blade Stud Nut.....	100
8905	5783	Plaiting Blade Stud Nut.....	100

82 PARTS FOR MACHINE NO. 31-63

NO.	PLATE	NAME	EACH
50035E	5783	Plaiting Blade (lower) Holder Spring	
		Stop Screw.....	\$ 10
1550H	5783	Plaiting Blade (lower) Holder Spring	
		Stop Screw Nut.....	03
208D	5783	Plaiting Blade (lower) Screw.....	02
43827	5782	" " (upper).....	1 25
43828	5782	" " " Holder.....	3 00
212C	5783	" " " " Cap	
		Screw.....	04
43891	5782	Plaiting Blade (upper) Holder Hinge	
		Stud.....	1 50
1668C	5783	Plaiting Blade (upper) Holder Hinge	
		Stud Nut.....	05
8905	5783	Plaiting Blade (upper) Holder Hinge	
		Stud Nut Washer.....	01
20411	5783	Plaiting Blade (upper) Holder Spring	05
43888	5783	" " " " "	
		Stop.....	20
50035E	5783	Plaiting Blade (upper) Holder Spring	
		Stop Screw.....	05
1550H	5783	Plaiting Blade (upper) Holder Spring	
		Stop Screw Nut.....	05
208D	5783	Plaiting Blade (upper) Screw (long).....	02
228D	5783	" " " (short).....	02
43829	5783	" " Separating Spring.....	03
20413	5747	" " Cam No. 1.....	2 50
20414	5747	" " " 2.....	2 50
20415	5747	" " " 3.....	2 50
20416	5747	" " " 4.....	2 50
20417	5748	" " " 5.....	2 50
20418	5748	" " " 6.....	2 50
20419	5748	" " " 7.....	2 50
20420	5748	" " " 8.....	2 50
20421	5749	" " " 9.....	2 50
43830	5784	" " " 10.....	2 50
43831	5784	" " " 11.....	2 50
43832	5784	" " " 12.....	4 00
		13.....	4 00
		14.....	4 00
		Position Pin for 43836.....	01
		Stud for 43838.....	10
		(horizontal) with	
		(horizontal) Bevel	2 00

PARTS FOR MACHINE NO. 31-63 83

NO.	PLATE	NAME	EACH
43838	5782	Plaiting Cam Shaft (upright) with 43835.	\$2 00
43839	5786	" " " " Bevel Gear	
		with two 947C.....	2 00
947C	5786	Plaiting Cam Shaft (upright) Bevel Gear	
		Set Screw.....	05
43840	5786	Plaiting Cam Shaft (upright) Collar with	
		two 624C.....	30
624C	5786	Plaiting Cam Shaft (upright) Collar Set	
		Screw.....	03
*43841	—	Plaiting Cam Shaft Bracket with 449C..	5 00
145D	782	" " " " Screw.....	04
1667D	5786	" " Thumb Nut.....	45
43842	5781	" Connecting Rod with 359C,	
		43843 and two 127E.....	2 00
359C	5783	Plaiting Connecting Rod Adjusting	
		Screw.....	06
*43843	—	Plaiting Connecting Rod Cap.....	—
127E	5783	" " " " Screw.....	04
50006C	5783	" " " Hinge Screw..	12
43844	5781	" Eccentric with two 448C.....	2 00
448C	5783	" " Set Screw.....	03
43845	5787	" Gear (back) with two 159F....	1 75
159F	5787	" " " Set Screw.....	03
43846	5787	" " (front) with two 449C.....	75
449C	5787	" " " Set Screw.....	02
20427	5787	" " (intermediate) large.....	1 25
43847	—	" " " " 20427	
		with 18055 and 43848.....	2 00
43848	5787	Plaiting Gear (intermediate) small....	75
18055	5787	" " " Position	
		Pin.....	01
43849	5786	Plaiting Gear (intermediate) Stud.....	1 00
449C	5787	" " " " Set	
		Screw.....	02
43850	5781	Plaiting Lever with two 363C.....	2 00
363C	5783	" " Set Screw.....	05
43851	5781	" " Shaft.....	40
*43852	—	" " " Bracket (left)....	75
127D	5783	" " " " " Screw	04
*43853	—	" " " " (right)....	75
127D	5783	" " " " " "	
		Screw.....	04
43854	5781	Plaiting Lever Shaft Crank with two	
		446C.....	1 50
446C	5782	Plaiting Lever Shaft Crank Set Screw..	03
43855	5781	" Regulator with 228D.....	5 00

PARTS FOR MACHINE NO. 31-63

NO.	PLATE	NAME	EACH
50007E	5783	Plaiting Regulator Adjusting Stud....	\$ 15
1668C	5783	" " " " Nut.	05
43856	5783	" " " " " Washer.....	05
43857	5783	Plaiting Regulator Adjusting Stud Sleeve.....	40
228D	5783	Plaiting Regulator Adjusting Stud Stop Screw.....	02
43858	5768	Plaiting Regulator Bracket with four 145D.....	2 00
145D	782	Plaiting Regulator Bracket Adjusting Screw.....	04
118E	5783	Plaiting Regulator Bracket Screw.....	08
43859	5781	" " " " Connecting Link with two 157E.....	1 75
157E	5783	Plaiting Regulator Connecting Link Adjusting Screw.....	04
25D	5783	Plaiting Regulator Connecting Link Hinge Screw.....	15
43860	5781	Plaiting Regulator Crank with two 795C.....	75
795C	5783	" " " " Set Screw.....	06
43892	5782	" Rock Shaft.....	4 00
199D	5783	" " " " Cap Screw.....	04
43862	5788	" " " " Connecting Rod	1 00
66D	5788	" " " " " Hinge Screw (lower).....	08
66D	5788	Plaiting Rock Shaft Connecting Rod Hinge Screw (upper).....	08
43863	5788	Plaiting Rock Shaft Crank with 1186E..	1 50
1186E	5788	" " " " " Clamping Screw.....	04
43864	5782	Plaiting Rock Shaft Hinge Pin.....	1 75
1546D	5786	" " " " " Nut (brass).....	10
43865	5788	Plaiting Rock Shaft Lever.....	3 50
20442	5788	" " " " " Hinge Stud..	75
155C	5788	" " " " " Set Screw.....	03
1977	5788	Plaiting Rock Shaft Lever Roller and Stud.....	40
793D	5788	Plaiting Rock Shaft Lever Roller and Stud Thumb Screw.....	08
43893	5788	Plaiting Rock Shaft Lever Roller and Stud Thumb Screw Washer.....	15
12391	814	Presser Bar (hollow).....	80
20059	5786	" " " " Guide Bracket with 453C..	35
453C	783	" " " " " Set Screw.....	02

PARTS FOR MACHINE NO. 31-63

NO.	PLATE	NAME	EACH
2062	1145	Presser Bar Lifter.....	\$ 20
689C	782	" " " " Screw.....	10
1520E	783	" " " " Nut.....	03
12327	1145	" " " " Lifting and Releasing Lever Bracket.....	50
11167	814	Presser Bar Spring (light) .051 wire....	05
NOTE. No. 11167 is sent with this machine unless another spring is specified on order.			
12139	814	Presser Bar Spring (medium) .055 wire.	05
20023	814	" " " " (heavy) .063 wire....	05
11170	1220	" " " " Washer.....	01
43866	5791	" " Foot with 43868, two each 468F, 43869 and three 43867.....	5 00
43867	5791	Presser Foot Spring.....	05
43868	5791	" " " " Bar.....	05
468F	5791	" " " " " Set Screw.....	02
43869	5791	" " " " " Stud.....	25
793D	5788	" " " " Thumb Screw.....	08
688E	783	Pressure Regulating Thumb Screw.....	25
43870	5792	Separating Blade.....	30
43871	5792	" " " " Bracket.....	75
43872	5792	" " " " Arm.....	1 00
142D	5788	" " " " " Screw....	04
145D	782	" " " " " Screw.....	04
43873	5792	" " " " Holder.....	1 00
219F	5783	" " " " " Screw.....	02
579F	5783	" " " " " Screw.....	02
19131	1216	Shuttle (inside) Bobbin.....	05
43874	5793	" " " " " Case Latch and Position Finger.....	35
2521	1216	Shuttle (inside) Bobbin Case Latch and Position Finger Spring.....	02
592E	1216	Shuttle (inside) Bobbin Case Latch and Position Finger Stop Screw.....	02
43875	5793	Shuttle (inside) Bobbin Case complete, Nos. 591F, 592E, 2521, 19149 and 43874.....	75
19136	1216	Shuttle (inside) Body.....	75
591F	1216	" " " " Tension Regulating Screw.....	02
19149	1216	Shuttle (inside) Tension Spring.....	10
43876	5793	Shuttle (inside) 1 1/16 in. diam., Nos. 19131, 19136 and 43875.....	1 50
19131	1216	Shuttle (outside) Bobbin.....	05
19311	1217	" " " " " Case Latch and Position Finger.....	35

PARTS FOR MACHINE NO. 31-63

NO.	PLATE	NAME	EACH
2521	1216	Shuttle (outside) Bobbin Case Latch and Position Finger Spring.....	\$ 02
592E	1216	Shuttle (outside) Bobbin Case Latch and Position Finger Stop Screw.....	02
19313	1217	Shuttle (outside) Bobbin Case complete, Nos. 591F, 592E, 2521, 19172 and 19311.....	75
19171	1217	Shuttle (outside) Body for 19326.....	75
19137	1216	" " " " 19325.....	75
591F	1216	" " Tension Regulating Screw.....	02
19172	1216	Shuttle (outside) Tension Spring.....	10
19326	1217	Shuttle (outside) 1 1/16 in. diam., for 3/16 in. and 1 3/16 in. gauges, Nos. 19131, 19171 and 19313.....	1 50
19325	1217	Shuttle (outside) 1 1/16 in. diam., for 3/16 in. gauge and above, Nos. 19131, 19137 and 19313.....	1 50
19139	1208	Shuttle Driver with two 453c.....	2 50
2049	1220	" " Pin.....	01
453C	783	" " Set Screw.....	02
19379	—	" Race Body.....	1 50
19309	1213	" " Needle Guard.....	25
1053D	1241	" " " Screw.....	02
19317	1213	" " Ring (inside).....	1 25
19318	1213	" " " (outside).....	1 25
2532	1220	" " " Position Pin per 100.....	10
2533	1215	" " " Spring.....	12
907D	1221	" " " Screw.....	07
24013	1215	Shuttle Race complete, Nos. 19309, 19317, 19318, 19379, two each 907D, 1053D, 2533 and four 2532.....	4 25
145F	782	Shuttle Race Screw.....	04
20060	5736	Slack Thread Regulator.....	35
225F	5736	" " " Adjusting Screw.....	03
43877	5792	Strip Guide (left) for one strip.....	1 00
43878	5792	" " (right) for one strip.....	1 00
43879	5792	" " (left) for two strips.....	1 00
43880	5792	" " (right) for two strips.....	1 00
43881	5792	" " Holder.....	75
714D	5783	" " Thumb Screw.....	05
2921	1146	Tension Disc.....	05
19191	1146	" Plate, for upper tension, with 19231.....	50
134D	1221	Tension Plate Screw.....	05
1560C	1146	" Regulating Thumb Nut.....	04
19192	1146	" Releaser.....	15

PARTS FOR MACHINE NO. 31-63

NO.	PLATE	NAME	EACH
12397	1145	Tension Releasing Lever.....	\$ 20
12398	1145	" " " Hinge Pin.....	01
12329	1145	" " " Spring.....	02
19193	1146	" " " (intermediate).....	10
19231	1146	" " " ".....	
		Hinge Block.....	12
2269	1146	Tension Releasing Lever (intermediate) Hinge Pin.....	01
19194	1146	Tension Releasing Lever (intermediate) Spring.....	03
916F	1146	Tension Screw Stud.....	08
1547D	1146	" " " Nut.....	03
2923	1146	" Spring.....	05
19195	1146	Tension (upper) complete with Tension Release, Nos. 2269, 19191, 19193, 19194, two each 916F, 1547D, 1560C, 2923, 19192 and four 2921.....	1 50
19159	817	Thread Guide Body.....	30
19161	817	" " Cap.....	10
19160	817	" " Roller.....	10
905D	817	" " Screw.....	04
19162	—	Thread Guide complete (roller) Nos. 905D and 19159 to 19161.....	50
24129	1144	Thread Take-up Crank.....	80
3094	1144	" " " Wedge.....	10
690E	1144	" " " " Screw.....	05
19156	1144	" " " Lever.....	30
775E	1144	" " " Cap Screw.....	06
12166	1144	" " " Hinge Pin.....	05
12409	1144	" " " Link.....	25
11204	1144	" " " " Hinge Pin.....	15
430C	1144	" " " " " " " ".....	
		Set Screw.....	04
19157	1144	Thread Take-up Lever complete, Nos. 12166, 12409 and 19156.....	65
19158	817	Thread Take-up Spring (music wire).....	03
7336	817	" " " Regulator.....	25
448C	783	" " " " Set Screw.....	03
43882	5790	Throat Plate for 43823, for under strip.....	6 00
691F	782	" " Screw.....	04
20021	5235	Drip Pan with four 1 in. wire nails.....	25

**LIST OF PARTS COMPLETE
FOR
MACHINE NO. 31-64**

FOR LADIES' SKIRTS. HAS POSITIVE RUFFLING MECHANISM AND ADJUST-
ABLE FOLDING ATTACHMENT, FOR INSERTING FLOUNCE, LACE OR
EMBROIDERY AND SIMULTANEOUSLY RUFFLING AND SECURING
THE SAME UNDER A FOLD OF THE MATERIAL, WHICH,
WHEN FINISHED, HAS THE APPEARANCE OF STRAPPED
SEAMS ON THE UPPER AND UNDER SIDE OF THE
FABRIC. DROP FEED, TWO NEEDLES, TWO
SHUTTLES, $\frac{3}{16}$ INCH TO $\frac{3}{8}$ INCH GAUGE

NO.	PLATE	NAME	EACH
*20335	—	Arm with 11104	\$5 25
8582	1220	" Dowel Pin	02
12453	1220	" Oil Tube for intermediate bearing	06
12454	1220	" Dowel Pin with 29599, for oiling 12409	06
11119	1220	Arm Oil Tube with 29599, for oiling 19156 and 24207	06
24131	817	Arm Oil Tube with 29599, for oiling 20283	06
29599	817	Arm Oil Tube Packing (felt) per 100	25
748E	782	" Screw (back)	08
854E	783	" " (front)	12
20332	5768	" Shaft	2 00
*11104	—	" " Bushing (front)	20
12357	812	" " Flanged Bushing (back)	20
448C	783	" " " " " Set Screw	03
144D	782	Arm Shaft Screw	08
12480	815	" Side Cap	05
219D	790	" " " Screw	02
12193	815	" " Cover	10
286D	783	" " " Thumb Screw	10
2415	812	" Spool Bracket	25
15063	812	" " " 2415 with two 12403	35
145D	782	" " " Screw	04
12403	1220	" " " Spool Pin and Thread Eyelet	05
11241	812	Arm Spool Bracket Spool Pin Washer (cloth) per 100	25

PARTS FOR MACHINE NO. 31-64

89

NO.	PLATE	NAME	EACH
12358	812	Balance Wheel (power) light rim, 2 $\frac{1}{2}$ in. pulley, with two 448C	\$ 75
4370	5768	Balance Wheel (stand) heavy rim, 3 in. pulley, with two 448C	75
448C	783	Balance Wheel Set Screw	03
*20032	—	Bed	5 00
20197	5769	Crank Connecting Rod with 20198 and two 896E	1 35
*20198	—	Crank Connecting Rod Cap	30
896E	1221	" " " " Screw	04
908C	1221	" " " " Hinge Screw	12
1619E	1222	" " " " " Nut	05
36204	5777	Edge Folder on Slide 18114	2 50
36205	5777	" " " Holder with 8505 and 18116	80
207F	5777	Edge Folder Holder Screw	02
18116	5777	" " " Spring	05
8505	5777	" " " " Rivet per 100	10
19304	—	Face Plate	50
19305	815	Face Plate complete, Nos. 19155, 19304 and 19327	1 00
190D	782	Face Plate Screw	03
19327	1220	" " " Thread Guard (lower) with 12152	25
12152	1220	Face Plate Thread Guard (lower) Rivet per 100	10
19155	1220	Face Plate Thread Guard (upper) with 12152	20
12152	1220	Face Plate Thread Guard (upper) Rivet per 100	10
286D	783	Face Plate Thumb Screw	10
19111	1208	Feed Bar	75
313C	783	" " " Screw Centre	04
1519E	783	" " " " " Nut	03
3033	1145	" " " " " Connecting Link	20
375C	782	" " " " " Hinge Screw	12
1518E	783	" " " " " " " Nut	04
20389	2084	" " " Dog with 19118, for $\frac{3}{16}$ in. to $\frac{3}{8}$ in. gauge	1 50
20378	2081	Feed Dog (spiked teeth) with 19118, for $\frac{3}{16}$ in. to $\frac{3}{8}$ in. gauge	1 50
20380	2081	Feed Dog (conical teeth) with 19118, for $\frac{3}{16}$ in. to $\frac{3}{8}$ in. gauge	1 50
191C	1221	Feed Dog Screw	03
19116	1220	" " " Spring	02
19117	1220	" " " " " Hook for 19120	01
19118	1220	" " " " " " " Feed Dogs	01

90 PARTS FOR MACHINE NO. 31-64

NO.	PLATE	NAME	EACH
20283	5769	Feed and Feed Lifting Eccentric with 446C.....	\$ 50
446C	783	Feed and Feed Lifting Eccentric Set Screw.....	03
24036	5769	Feed and Feed Lifting Eccentric Sleeve	75
20284	5769	" Forked Connection.....	75
375C	782	" " " Hinge Screw	12
1518E	783	" " " " "	
		Nut.....	04
12374	766	Feed Lifting Rock Shaft.....	50
20015	—	Feed Lifting Rock Shaft complete, Nos. 3043, 12374 and 19120.....	1 65
3043	1208	Feed Lifting Rock Shaft Crank (back) with 462C.....	15
2049	1220	Feed Lifting Rock Shaft Crank (back) Pin.....	01
462C	1221	Feed Lifting Rock Shaft Crank (back) Set Screw.....	02
19120	1208	Feed Lifting Rock Shaft Crank (front) with 157E, 19117, 19121 and 19122...	1 00
157E	782	Feed Lifting Rock Shaft Crank (front) Clamping Screw.....	04
19121	1208	Feed Lifting Rock Shaft Crank (front) Roller.....	12
19122	1208	Feed Lifting Rock Shaft Crank (front) Roller Pin.....	03
43976	5769	Feed Lifting Rock Shaft Crank Connecting Rod (cast iron) with 43977 and two 145E.....	80
*43977	—	Feed Lifting Rock Shaft Crank Connecting Rod Cap.....	30
145E	782	Feed Lifting Rock Shaft Crank Connecting Rod Cap Screw.....	04
375C	782	Feed Lifting Rock Shaft Crank Connecting Rod Hinge Screw.....	12
1518E	783	Feed Lifting Rock Shaft Crank Connecting Rod Hinge Screw Nut.....	04
307C	783	Feed Lifting Rock Shaft Screw Centre..	06
1513E	783	" " " " " " "	
		Nut.....	05
3039	768	Feed Regulator.....	25
1128E	1222	" " Hinge Screw.....	12
818D	783	" " Thumb Screw.....	10
12379	766	" Rock Shaft.....	35
20333	—	Feed Rock Shaft complete, Nos. 12379 and 29633.....	60

PARTS FOR MACHINE NO. 31-64

91

NO.	PLATE	NAME	EACH
29633	5736	Feed Rock Shaft Crank with 157E.....	\$ 25
157E	782	" " " " Clamping Screw	04
307C	783	" " " " Screw Centre.....	06
1513E	783	" " " " " Nut.....	05
36206	5777	Guide (left, lower).....	75
36207	5777	" (" upper).....	75
226D	5777	" " " Screw.....	02
36208	5776	" (left) Holder with 18191.....	2 00
36209	5776	" " " Lock Spring.....	35
665D	5776	" " " " Screw..	02
36210	5776	" " " Slide.....	75
665D	5776	" " " " Screw.....	02
18191	5776	" " " Stop Pin...per 100..	10
592D	5776	" " " " Screw.....	02
36298	5780	" (right) and Separating Blade	3 50
190D	5780	" " " " "	
		Screw.....	03
7071	5780	Guide (right) and Separating Blade Screw Washer.....	01
36299	5780	Guide (right) Holder.....	2 00
36300	5780	" " " Arm with 2301...	1 50
26438	5780	" " " Cap.....	45
233D	2442	" " " " Screw.....	02
514C	2442	" " " Locking Pin.....	10
26439	2442	" " " " " Bushing with 468C.....	20
1564D	2442	Guide (right) Holder Locking Pin Head	05
2297	2442	" " " " " Spring	02
2296	2442	" " " " " "	
		Bushing.....	06
468C	2442	Guide (right) Holder Locking Pin Spring Bushing Set Screw.....	02
2301	2442	Guide (right) Holder Stop Pin.....	01
914F	2442	" " " Screw.....	04
18014	814	Needle Bar (hollow).....	60
12382	1144	" " Connecting Link with 794E.	50
794E	1144	" " " " Adjusting Screw.....	05
*12383	—	Needle Bar Connecting Stud.....	40
12384	1144	Needle Bar Connecting Stud complete, Nos. 453C, 1904 and 12383.....	50
1904	1144	Needle Bar Connecting Stud Roller (roller only).....	12
453C	783	Needle Bar Connecting Stud Set Screw.	02
20188	5769	" " Crank with 858C and 1065C.	80
1065C	1222	" " " Position Screw.....	10
858C	783	" " " Set Screw.....	03

NO.	PLATE	NAME	EACH
936E	1221	Needle Bar Screw Bushing.....	\$ 06
19276	817	" Clamp with two 209F.....	1 25
2278	817	" " Pin.....	01
209F	1221	" Set Screw.....	02
19386	813	Oscillating Rock Shaft.....	1 00
19387	—	Oscillating Rock Shaft complete, Nos. 4784, 12338 and 19386.....	1 50
12388	813	Oscillating Rock Shaft Hinge Pin.....	50
878D	788	" " " " " Oil Hole Stop Screw.....	06
12459	1220	Oscillating Rock Shaft Hinge Pin Oil Hole Stop Screw Washer (leather) per 100.....	50
448C	783	Oscillating Rock Shaft Hinge Pin Set Screw.....	03
4784	1101	Oscillating Rock Shaft Oil Pad.....	01
20016	812	" Shaft.....	40
19496	—	" " Crank.....	25
19388	1208	Oscillating Shaft Crank complete, Nos. 460C, 1518E, 19390 and 19496.....	80
2049	1220	Oscillating Shaft Crank Pin.....	01
460C	783	" " " Set Screw.....	02
19389	1208	" " " Slide Block.....	35
229D	782	" " " " " Cap Screw.....	02
12424	1208	Oscillating Shaft Crank Slide Block Cap Screw Washer.....	02
969C	1208	Oscillating Shaft Crank Slide Block Screw Stud.....	15
1518E	783	Oscillating Shaft Crank Slide Block Screw Stud Nut.....	04
19390	1208	Oscillating Shaft Crank Slide Block complete, Nos. 229D, 969C, 12424 and 19389.....	50
12391	814	Presser Bar (hollow).....	80
12326	1145	" " Guide Bracket with 453C....	25
453C	783	" " " Set Screw....	02
2062	1145	" " Lifter.....	20
689C	782	" " " Screw.....	10
1520E	783	" " " Nut.....	03
12327	1145	" " Lifting and Releasing Lever Bracket.....	50
11167	814	Presser Bar Spring (light) .051 wire....	05
NOTE. No. 11167 is sent with this machine unless another spring is specified on order.			
12139	814	Presser Bar Spring (medium) .055 wire.	05
20023	814	" " " (heavy) .063 wire...	05

NO.	PLATE	NAME	EACH
11170	1220	Presser Bar Spring Washer.....	\$ 01
24197	5774	" Foot.....	1 00
7298	5774	" " Hinge Pin..... per 100	10
20477	—	" " Plate.....	1 25
20478	—	" " Shank.....	1 00
20479	5774	" " Spring.....	05
20480	5774	" " " Bracket.....	35
233D	5774	" " " " Screw.....	02
233D	5774	" " " " Screw.....	02
20481	5774	Presser Foot (spring hinged) complete, for riding seams, Nos. 7298, 20477 to 20480 and three 233D.....	2 75
190D	782	Presser Foot Screw.....	03
688E	783	Pressure Regulating Thumb Screw.....	25
43957	5779	Ruffling Arm (lower).....	50
38179	5779	" " (upper) with two 190D....	1 25
207F	5774	" " Adjusting Screw.....	02
2291	5774	" " " " Washer..	01
190D	5774	" " Clamping Screw.....	03
43958	5779	Ruffling Arm (adjustable) Nos. 2291, 38179, 43957 and two 207F.....	1 80
43959	—	Ruffling Arm (adjustable) complete, Nos. 226D, 1550H, 24203 to 24206, 43955, 43958 and two 665D.....	3 25
43960	5779	Ruffling Arm Shaft.....	20
43961	5779	" " " Bracket (left).....	30
159D	5787	" " " " " Screw.	03
43962	5779	" " " " (right).....	1 50
145D	5776	" " " " " Screw	04
21506	5779	" " " Collar with 457C.....	10
457C	5779	" " " " Set Screw...	02
43955	5778	" Blade.....	30
24203	5774	" " Holder.....	75
226D	5774	" " " Cap Screw.....	02
24579	5774	" " " Spring (heavy, left).....	05
24581	5774	Ruffling Blade Holder Spring (light, left).....	05
24580	5774	Ruffling Blade Holder Spring (heavy, right).....	05
24204	5774	Ruffling Blade Holder Spring (light, right).....	05
24582	5774	Ruffling Blade Holder Spring (left) Stop.....	15
24205	5774	Ruffling Blade Holder Spring (right) Stop.....	15
24206	5774	Ruffling Blade Holder Stud.....	10

NO.	PLATE	NAME	EACH
916F	1146	Tension Screw Stud.....	\$ 08
1547D	1146	" " " Nut.....	03
2923	1146	" Spring.....	05
19195	1146	Tension (upper) complete with Tension Release, Nos. 2269, 19191, 19193, 19194, two each 916F, 1547D, 1560C, 2923, 19192 and four 2921.....	1 50
12149	817	Thread Guard for 19162.....	05
19159	817	" Guide Body.....	30
19161	817	" " Cap.....	
19160	817	" " Roller.....	
905D	817	" " Screw.....	
19162	—	Thread Guide complete (roller) Nos. 905D and 19159 to 19161.....	
24129	1144	Thread Take-up Crank.....	1
3094	1144	" " " Wedge.....	1
690E	1144	" " " " Screw....	0
19156	1144	" " Lever.....	3
775E	1144	" " " Cap Screw.....	04
12166	1144	" " " Hinge Pin.....	05
12409	1144	" " " Link.....	25
11204	1144	" " " " Hinge Pin..	15
430C	1144	" " " " " " " "	
		Set Screw.....	04
19157	1144	Thread Take-up Lever complete, Nos. 12166, 12409 and 19156.....	65
19158	817	Thread Take-up Spring (music wire)....	03
7336	817	" " " Regulator.....	25
448C	783	" " " " " Set Screw.....	03
20390	2084	Throat Plate for 20389.....	1 00
20379	2081	" " " 20378 and 20380.....	1 00
691F	782	" " Screw.....	04
20021	5235	Drip Pan with four 1 in. wire nails....	25

IRON BASE

NO.	PLATE	NAME	EACH
19219	1206	Bed Frame Cushion (leather).....	\$ 05
158C	1206	" " " Screw.....	03
19220	1206	" " " Spring.....	05
19226	1206	" " Hinge Connection.....	15
19398	—	" " " " 19226 with 211F and 19397.....	20
19397	1206	Bed Frame Hinge Connection Cap.....	03
211F	1206	" " " " " Screw	02
16555	1206	" " " Plate.....	15
14010	1206	" " " " Rivet.....	01
20067	819	Bed Frame with two each 16555, 19398, four each 19219, 19220, six each 14010, wood screws 1¼ in. No. 10 and eight 158C.....	2 15

ATTACHMENTS AND ACCESSORIES

NO.	PLATE	NAME	EACH
12361	1207	Machine Hinge Connection.....	\$ 15
12362	1207	" " " Plate.....	15
12363	—	Machine Hinge complete, Nos. 12361, 12362 and two wood screws 1¼ in. No. 14.....	30
12405	1207	Machine Rest (felt).....	02
25955	1161	Oiler with 25956.....	15
25956	1161	" Spout, 8½ in. long.....	07
26026	1161	Screw Drive (machine).....	10
26485	1161	" " (shuttle tension).....	05
43883	5792	Shuttle (inside) Bobbin Case Extractor for 31-63 Machine.....	20
35018	5792	Tape Delivery Wire for 31-63 Machine.	20
35143	816	Tweezers, 4 in.....	10
4347	1161	Wrench for 1513 and 1518.....	15
4822	1207	" " 1521, 1528, 1547 and 1549..	05
8908	1161	" " 1520.....	08
19221	1161	" " 936 and 1619.....	15
22003	5781	" " 1550.....	05
20461	5781	" " 1668.....	40
43884	5781	" " 363, 795 and 1546.....	25

BINDER

FOR MACHINE NO. 31-62

NO.	PLATE	NAME	EACH
35691	1248	Binder on Slide 18114, for ½ in. to 1½ in. ribbon binding, for blankets..	\$5 00
35692	---	Binder on Slide 18114, for 1⅞ in. to 2½ in. ribbon binding, for blankets..	6 00
35693	---	Binder on Slide 18114, for 2⅞ in. to 3½ in. ribbon binding, for blankets..	8 00
35694	1249	Feed Dog with 19118, for ¾ in. to ¾ in. gauge, for 35691 to 35693.....	1 75
35696	1249	Lifting Presser Foot for 35691.....	1 25
35698	1249	" " " " 35692 and 35693	1 50
35695	1249	Throat Plate for 35694.....	1 25
35697	1249	Vibrating Presser Foot for 35691.....	1 25
35699	1249	" " " " 35692 and 35693.....	1 50

BOX PLAITER

NO.	PLATE	NAME	EACH
28356	2517	Centre Guide on Slide.....	\$2 00

NOTE. When ordering No. 28356, give width of plait for which it is required.

26875	2517	Folder Blade (left).....	25
26876	2517	" " (right).....	25
26877	2517	" " Arm (left).....	2 25
26878	2517	" " (right).....	2 25
9752	2517	" " " Bracket.....	1 50
26879	2517	" " " " Extension.....	1 00
1000C	2518	" " " " " " " Screw.....	06
190D	2518	Folder Blade Arm Bracket Screw.....	03
78D	2518	" " " Hinge Screw.....	06
133F	2518	" " " Regulating Screw.....	04
1529D	2518	" " " " " Nut.....	03
9753	2517	" " " Spring.....	50
9754	2518	" " " Pin.....	01
26880	2517	" " " Stop Lever.....	75
207F	2518	" " " " " Screw.....	02
401E	2518	" " " " " " Screw.....	02
19079	2518	Wrench for 1000 and 1529.....	20

BOX PLAITER

99

NO.	PLATE	NAME	EACH
28357	---	Box Plaiter complete, Nos. 1000C, 9752, 9753, 26875 to 26880, 28356, two each 78D, 133F, 190D, 207F, 1529D, 9754 and four 401E.....	\$12 00

NOTE. When ordering No. 28357, give width of plait for which it is required.

EDGE FOLDERS

NO.	PLATE	NAME	EACH
26965	2660	Edge Folder (left hand) on Slide complete, with right hand upper guide, for folding bobbinette curtains and inserting edge of lace.....	\$3 50
28934	2660	Edge Folder (right hand) on Slide complete, with left hand upper guide, for folding bobbinette curtains and inserting edge of lace.....	3 50
35080	2679	Edge Folder, to turn the goods in, used with 35081.....	2 25
35081	2679	Presser Foot (hinged) strip folding, with tape guide, for 35080.....	6 50
35300	2068	Edge Folder (left hand) on Slide complete, to turn edge under, with right hand lower guide, for turning silk bolting cloth and stitching to cotton webbing and ticking.....	3 50
35994	5794	Edge Folder (double) on Slide 18114....	4 00

FOR MACHINE NO. 31-60

28362	2651	Edge Folder (left hand) on Slide complete, with right hand upper guide, for arm holes.....	3 50
28854	2657	Edge Folder (double) on Slide, left hand upper, with cord tube, right hand lower.....	4 50
28855	2657	Presser Foot (grooved) for 28854.....	1 00
28856	2657	Ruffling Blade for 28854.....	30
28866	2656	Edge Folder (right hand) on Slide, with Separating Blade, to turn the goods over.....	2 50
28840	2653	Edge Folder (double) on Slide, left hand lower, right hand upper, to fold the left hand edge over and the right hand edge under.....	4 00

EDGE FOLDERS

NO.	PLATE	NAME	EACH
28888	2656	Edge Folder (left hand) on Slide, to turn the goods over.....	\$1 75
26732	1332	Edge Folder (suspended) right hand, complete, for turning edge and ruffling folded edge on skirts.....	3 50
26731	1332	Ruffling Blade for 26732.....	30
26733	1332	Edge Folder (suspended) left hand, complete, for turning edge and ruffling folded edge on skirts.....	3 50
26735	1334	Edge Folder on Slide complete, for folding, ruffling and taping curtains..	3 50
26734	1334	Ruffling Blade for 26735.....	30
26738	1335	Edge Folder (left hand) on Slide complete, for under strip.....	3 50
26736	1336	Ruffling Blade for 26738.....	30
26739	1331	Edge Folder (left hand) on Slide complete, with under strip folder, for work on flannel skirts.....	5 00
26740	1329	Edge Folder (left hand) on Slide complete, with right hand upper guide, for cloth material.....	3 50
26741	1330	Edge Folder (double) on Slide complete, left hand lower, right hand upper, for bobbinette material.....	4 00
26743	1331	Edge Folder (right hand) on Slide complete, with left hand lower guide....	3 50
26745	1329	Edge Folder (right hand) on Slide complete, with left hand upper guide....	3 50
26759	1335	Edge Folder (right hand) on Slide complete, for under strip.....	3 50
26757	1336	Ruffling Arm Shaft for 26759.....	15
26758	1336	" Blade for 26759.....	30
26966	2685	Edge Folder (right hand) on Slide complete, with left hand upper guide, for folding and ruffling bottom of curtain and stitching to bottom of lace.....	3 50
26967	5775	Forming Blade, to assist in turning corners, for curtain work.....	20
26980	2675	Edge Folder (right and left hand) on Slide complete, to fold ruffled piece to $\frac{7}{8}$ in. wide.....	4 00
28785	2651	Edge Folder (right hand) on Slide complete, to turn edge under, with left hand lower guide.....	3 50
35048	2675	Edge Folder (right and left hand) complete, for headings, to turn under or hem the right hand edge and turn under the left hand edge.....	3 50

EDGE FOLDERS

NO.	PLATE	NAME	EACH
35223	954	Edge Folder (right hand) complete, with under strip folder, for work on flannel skirts.....	\$6 00
35292	954	Edge Folder (left hand) complete, with right hand upper guide, for bobbinette material.....	3 50
35293	2068	Edge Folder (double) on Slide complete, left hand upper, right hand lower, for bobbinette material.....	4 00

STRIP FOLDERS

NO.	PLATE	NAME	EACH
*26412	—	Strip Folder.....	\$2 35
18114	—	" " Slide.....	15
26413	1226	" " on Slide, Nos. 18114 and 26412.....	2 50
35102	2681	Strip Folder on Slide 18114, for folding strip so that both edges will meet in centre, for belt loops for trousers....	3 00
35103	2681	Presser Foot (tube) for 35102.....	2 00
35132	2685	Strip Folder on Slide 18114, to turn both edges up, so that the edges will meet in centre, for garters.....	4 50
35133	2686	Presser Foot (strip folding) to turn under both edges $\frac{1}{4}$ in., for garters, for 35132	6 00
35702	1251	Strip Folder on Slide 18114 with lining guide, for making side straps for trousers.....	7 00
35703	1251	Presser Foot for 35702.....	1 25
35801	1254	Strip Folder on Slide 18114, with guides for steel and interlining.....	3 50
26276	1220	Presser Foot Hinge Pin.....	01
35802	—	" " Plate for 35804.....	2 75
35803	—	" " Shank for 35804.....	75
35804	1254	Presser Foot (hinged) complete for 35801, Nos. 26276, 35802 and 35803.	3 50
35878	1254	Strip Folder on Slide 18114, with guide for interlining.....	3 00
36077	5796	Strip Folder on Slide 18114, for light material, for making straps.....	6 00
36078	5796	Presser Foot for 36077.....	1 25
FOR MACHINE NO. 31-53			
20100	806	Feed Dog with 19118, for $\frac{27}{32}$ in. to $1\frac{1}{4}$ in. gauge, for 35332.....	1 90

STRIP FOLDERS

NO.	PLATE	NAME	EACH
19118	1220	Feed Dog Spring Hook.....	\$ 01
35326	2065	Presser Foot (left) with 7311.....	1 75
35327	2065	" " (right) with 7311.....	1 75
35328	2065	" " Bracket.....	3 00
35329	2065	" " Cap with two 2974.....	75
2974	2065	" " " Position Pin per 100..	10
220D	2065	" " " Screw.....	02
35330	2065	" " " Hinge Connection.....	1 25
7311	2065	" " " " " Pin.....	05
107D	2065	" " " " " Screw....	03
35331	2065	Presser Foot (compensating) complete for 35332, Nos. 107D, 220D and 35326 to 35330.....	8 50
20101	806	Throat Plate for 20100.....	1 50
35332	2066	Strip Folder on Slide, for making overall straps.....	6 00

FOR MACHINE NO. 31-60

28805	2652	Strip Folder on Slide, with left hand upper and right hand lower guides...	5 00
-------	------	---	------

GUIDES

NO.	PLATE	NAME	EACH
19230	1228	Guide for 31-51 and 31-52 Machines....	\$ 15
207F	817	" " Screw for 19230.....	02
7071	1220	" " Washer for 19230.....	01

GUIDES (Hinged)

FOR CLOSING FRONT SEAMS ON STRAIGHT FRONT CORSETS

NO.	PLATE	NAME	EACH
36224	2059	Guide (right hand) for 35287.....	\$2 25
36225	2059	" " " Hinge Plate for 35287.....	65
50094D	2059	Guide (right hand) Hinge Screw for 35287.....	06
35287	2059	Guide (hinged) right hand, complete, Nos. 36224, 36225 and 50094D.....	3 00
35288	2059	Presser Foot with guide on bottom to the left of needle holes, for 35287....	1 50
36226	2059	Guide (left hand) for 35289.....	2 25
36227	2059	" " " Hinge Plate for 35289	65
50094D	2059	" " " " " Screw for 35289	06

GUIDES

NO.	PLATE	NAME	EACH
35289	2059	Guide (hinged) left hand, complete, Nos. 36226, 36227 and 50094D.....	\$3 00
35290	2059	Presser Foot with guide on bottom to the right of needle holes, for 35289....	1 50
35301	2060	Shuttle Race Slide Guide (front) with 651E and 19147, for 35287 and 35289.	50
19147	1220	Shuttle Race Slide Guide (front) Spring	03
651E	1221	" " " " " " "	
		Screw.....	02

EDGE GUIDES

NO.	PLATE	NAME	EACH
28865	2657	Edge Guide (left hand) on Slide, for under strip, for 31-60 Machine.....	\$1 50
26744	1333	Edge Guide (suspended) right hand, complete, for 31-60 Machine.....	2 75
35945	5794	Edge Guide (double) on Slide, left hand lower, right hand upper, slide grooved for taping.....	2 50
26754	1333	Edge Guide (suspended) left hand, com- plete, for 31-60 Machine.....	2 75
28786	2652	Edge Guide (double) on Slide, left hand lower, right hand upper, slide grooved for taping, for 31-60 Machine.....	3 00

STAY GUIDE

NO.	PLATE	NAME	EACH
26266	1228	Stay Guide Plate (lower).....	\$ 20
26267	1228	" " " (upper).....	20
193F	1221	" " " Screw.....	03
7071	1220	" " " Washer.....	01
26268	—	Stay Guide complete, Nos. 26266 and 26267.....	40

HEMMER

NO.	PLATE	NAME	EACH
19343	789	Feed Dog with 19113, for 1/2 in. to 1/2 in. gauge, for 31-52 Machine.....	\$1 50
19395	791	Feed Dog with 19118, for 1/2 in. to 1/2 in. gauge, for 31-54 Machine.....	1 50
35556	1245	Presser Foot (left).....	1 50
35557	1245	" " (right).....	1 50

NO.	PLATE	NAME	EACH
7308	1245	Presser Foot Bracket.....	\$2 00
7309	1245	" " Cap.....	50
220D	1245	" " " Screw.....	02
2582	1245	" " Hinge Pin.....per 100	10
35558	1245	" " Shank (left) with 7311....	1 25
35559	1245	" " " (right) with 7311....	1 25
7310	1245	" " " Hinge Connection..	75
106D	1245	" " " " " " " " " " " "	
		Screw.....	04
7311	1245	Presser Foot Shank Pin.....	05
35560	1245	Presser Foot (compensating) complete for 35561, Nos. 106D, 220D, 7308 to 7310, 35556 to 35559 and two 2532.....	8 50
19290	789	Throat Plate for 19343.....	1 00
19396	791	" " " 19395.....	1 00
35561	1245	Hemmer (double) on Slide, for $\frac{3}{8}$ in. to $\frac{1}{8}$ in. hem, for hemming two pieces in one operation, for skirt ruffles, etc....	3 00

LAP SEAM FELLERS

WHEN ORDERING LAP SEAM FELLERS GIVE GAUGE REQUIRED AND SEND
SAMPLE OR DESCRIPTION OF MATERIAL WITH ORDER

NO.	PLATE	NAME	EACH
19340	785	Feed Dog with 19118, for $\frac{3}{8}$ in. to $\frac{1}{2}$ in. gauge, for 31-52 Machine.....	\$1 50
24462	785	Feed Dog (spiked teeth) with 19118, for $\frac{3}{8}$ in. to $\frac{1}{2}$ in. gauge, for 31-52 Machine.....	1 50
20076	797	Feed Dog with 19118, for $\frac{1}{8}$ in. to $\frac{1}{4}$ in. gauge, two long and two short rows of teeth, for heavy lap seam feller, for 31-52 Machine.....	1 65
20088	800	Feed Dog with 19118, for $\frac{2}{8}$ in. to $\frac{1}{4}$ in. gauge, three long and two short rows of teeth, for heavy lap seam feller, for 31-52 Machine.....	1 75
20103	800	Feed Dog with 19118, for $\frac{3}{8}$ in. to $\frac{1}{2}$ in. gauge, for 31-52 Machine.....	1 50
20195	810	Feed Dog with 19118, for $\frac{1}{8}$ in. to $\frac{1}{2}$ in. gauge, for 31-52 Machine.....	1 50
19274	788	Feed Dog with 19118, for $\frac{1}{4}$ in. to $\frac{1}{8}$ in. gauge, for 31-52 Machine.....	1 50
19344	788	Feed Dog with 19118, for $\frac{3}{8}$ in. to $\frac{1}{2}$ in. gauge, for 31-52 Machine.....	1 50

NO.	PLATE	NAME	EACH
20086	799	Feed Dog with 19118, for $\frac{1}{8}$ in. to $\frac{1}{8}$ in. gauge, for 31-52 Machine.....	\$1 50
20387	2083	Feed Dog (spiked teeth) with 19118, for $\frac{3}{8}$ in. to $\frac{1}{4}$ in. gauge, two long and two short rows of teeth, nine teeth back of needles, for heavy lap seam feller, for 31-52 Machine.....	1 65
20105	803	Feed Dog with 19118, for $\frac{1}{8}$ in. to $\frac{1}{2}$ in. gauge, for 31-53 Machine.....	1 50
20180	808	Feed Dog with 19118, for $\frac{1}{8}$ in. to $\frac{1}{4}$ in. gauge, for 31-53 Machine....	1 75
20100	806	Feed Dog with 19118, for $\frac{2}{8}$ in. to $\frac{1}{4}$ in. gauge, for 31-53 Machine....	1 90
19118	1220	Feed Dog Spring Hook.....	01
*26269	—	Folder for 26272.....	3 25
18114	—	" " Slide.....	15
19294	1226	" " Spring.....	05
405E	1226	" " " Screw.....	02
26272	1226	Lap Seam Feller (right hand) complete, Nos. 18114 and 26269.....	3 40
*26396	—	Folder for 26397.....	3 25
18118	1227	Holder with 8505 and 18116, for 31-53 and 31-54 Machines.....	75
207F	817	Holder Screw.....	02
18116	1227	" " Spring.....	05
8505	1227	" " Rivet..... per 100.	10
26397	1226	Lap Seam Feller (left hand) complete, Nos. 18114 and 26396.....	3 40
*26564	—	Folder for 26565.....	3 25
26565	2071	Lap Seam Feller (right hand) complete, to fold top only, Nos. 18114 and 26564	3 40
26276	1220	Presser Foot Hinge Pin.....	01
26382	—	" " Plate.....	1 75
26395	—	" " Shank.....	75
26383	1226	Presser Foot (hinged) complete, for X heavy, XX heavy and XXX heavy lap seam feller, for 31-52 and 31-54 Machines, Nos. 26276, 26382 and 26395.....	2 50
26276	1220	Presser Foot Hinge Pin.....	01
35195	—	" " Plate.....	1 75
26275	—	" " Shank.....	75
35196	1327	Presser Foot (hinged) complete, for light, medium and heavy lap seam feller, for 31-52 and 31-54 Machines, Nos. 26275, 26276 and 35195.....	2 50

NO.	PLATE	NAME	EACH
18055	1220	Presser Foot Hinge Pin.....	\$ 01
20176	—	" " Plate.....	2 00
20177	—	" " Shank with 4621.....	75
20178	1220	" " Spring.....	02
4621	1220	" " " Pin.....per 100..	25
20179	821	Presser Foot (spring hinged) complete, hollowed across bottom between needle holes and heel, for riding seams, for 26272, for 31-53 Machine Nos. 18055 and 20176 to 20178.....	2 75
18055	1220	Presser Foot Hinge Pin.....	01
20207	—	" " Plate.....	2 00
20177	—	" " Shank with 4621.....	75
20178	1220	" " Spring.....	02
4621	1220	" " " Pin.....per 100	25
20208	821	Presser Foot (spring hinged) complete, hollowed across bottom between needle holes and heel, for riding seams, for 26397, for 31-53 Machine, Nos. 18055, 20177, 20178 and 20207.....	2 75
19147	1220	Shuttle Race Slide Friction Spring.....	03
651E	1221	" " " " " Screw	02
19189	1204	" " " Guide (front) with 651E and 19147, for 31-52 Machine..	75
914F	1221	Shuttle Race Slide Guide Screw.....	04
19190	785	Throat Plate for 19340 and 24462.....	1 00
20077	797	" " " 20076.....	1 20
20089	800	" " " 20088.....	1 50
20104	800	" " " 20103.....	1 00
20196	810	" " " 20195.....	1 00
19283	788	" " " 19274.....	1 00
19289	788	" " " 19344.....	1 00
20388	2083	" " " 20387.....	1 20
20054	803	" " " 20105.....	1 25
20278	2076	" " " 20180.....	1 25
20101	806	" " " 20100.....	1 50
43965	2082	" " " 20086.....	1 00

PRESSER FEET

NO.	PLATE	NAME	EACH
26404	1224	Presser Foot (tube) for reeding.....	\$2 50
26276	1220	" " Hinge Pin.....	01
26405	—	" " Plate.....	2 50
26275	—	" " Shank.....	75
26406	1224	Presser Foot (tube) hinged, complete, for reeding, Nos. 26275, 26276 and 26405	3 25
26407	1224	Presser Foot, for double strips (tube) for reeding.....	3 00
26408	1224	Presser Foot, for double strips (tube)...	2 25
26276	1220	" " Hinge Pin.....	01
26409	—	" " Plate.....	2 25
26275	—	" " Shank.....	75
26410	1224	Presser Foot, for double strips (tube) hinged, complete, Nos. 26275, 26276 and 26409.....	3 00
26411	1225	Presser Foot (strip folding) for cording.	4 00
26414	1225	" " " " " opening seams and enclosing folded edges....	5 75
26415	1225	Presser Foot (strip folding) for short strips.....	3 50
36089	5797	Presser Foot (strip folding) for long strips.....	7 00
26416	1225	Presser Foot (strip folding) with guide for opening seams.....	3 50
26276	1220	Presser Foot Hinge Pin.....	01
26417	—	" " Plate.....	3 50
26275	—	" " Shank.....	75
26418	1225	Presser Foot (strip folding) hinged, com- plete, with guide for opening seams, Nos. 26275, 26276 and 26417.....	4 25
26276	1220	Presser Foot Hinge Pin.....	01
26518	—	" " Plate.....	3 00
26275	—	" " Shank.....	75
26519	2679	Presser Foot (hinged, tube) complete, for double strips, for reeding, Nos. 26275, 26276 and 26518.....	3 75
26574	2696	Presser Foot, for gathering.....	1 50
26887	5646	" " (strip folding) with two tubes, for stitching, two rows of soutache braid on the folded strip...	4 50
26276	1220	Presser Foot Hinge Pin.....	01
28801	—	" " Plate.....	3 50

PRESSER FEET

NO.	PLATE	NAME	EACH
26275	—	Presser Foot Shank.....	\$ 75
28802	2655	Presser Foot (hinged) strip folding, complete, Nos. 26275, 26276 and 28801..	4 25
28943	2664	Presser Foot (strip folding) for hemming both edges of strip.....	5 00
28954	2667	Presser Foot (strip folding) for making box plait and inserting piping on each edge of plait.....	10 00
28995	2670	Presser Foot, for braiding.....	2 50
35071	2670	" " (strip folding) for folding strip and inserting piping on each edge of strip.....	10 00
35083	2681	Presser Foot (strip folding) for straight cut goods, to turn under the right and left edges $\frac{1}{16}$ in., with guide for interlining.....	6 00
35111	2670	Presser Foot with upper and lower strip folder, for $\frac{1}{4}$ in. to $\frac{3}{8}$ in. gauge.....	7 00
35194	5646	Presser Foot, for gathering.....	1 75
35259	2679	" " (strip folding) with tape guide.....	4 50
35362	2065	Presser Foot with upper and lower strip folder.....	6 00
35542	1003	Presser Foot (tube) for strip, with two tubes for braid, to stitch braid to each edge of strip.....	6 00
35835	2696	Presser Foot (strip folding) with tongue slotted for interlining and guide for steel.....	5 00
26276	1220	Presser Foot Hinge Pin.....	01
35885	—	" " Plate.....	4 25
35886	—	" " Shank.....	75
35887	5797	Presser Foot (strip folding) hinged, complete, with guide for draw string, Nos. 26276, 35885 and 35886.....	5 00
26276	1220	Presser Foot Hinge Pin.....	01
36295	—	" " Plate.....	3 25
20048	—	" " Shank.....	75
26231	1220	" " Spring.....	02
36296	1003	Presser Foot (tube) spring hinged, complete, with guide for opening seams, Nos. 20048, 26231, 26276 and 36295.	4 00
36297	5798	Presser Foot with upper and lower strip folder, for $\frac{1}{16}$ in. to $\frac{1}{4}$ in. gauge...	8 00
FOR MACHINE NO. 31-53			
26276	1220	Presser Foot Hinge Pin.....	01
35294	—	" " Plate.....	3 50

PRESSER FEET

NO.	PLATE	NAME	EACH
26275	—	Presser Foot Shank.....	\$ 75
35295	2065	Presser Foot (hinged) strip folding, complete, Nos. 26275, 26276 and 35294..	4 25
FOR MACHINE NO. 31-54			
35479	1242	Feed Dog with 19118, for $\frac{3}{16}$ in. gauge.	1 75
35480	1243	Presser Foot (spring hinged) with edge guide and left hand lap seam feller, for inserting shirt bosoms.....	10 00
35481	1244	Presser Foot (spring hinged) with edge guide and right hand lap seam feller, for inserting shirt bosoms.....	10 00
35482	1242	Throat Plate for 35479.....	1 20
FOR MACHINE NO. 31-60			
26727	1327	Presser Foot (tube) for taping.....	2 50
26728	1327	" " (strip folding) for folding bobbinette curtain material.....	3 00
26729	1327	Presser Foot (strip folding) with guide for tape.....	3 00
26730	1327	Presser Foot (strip folding) with tube for cording.....	4 00
28361	1327	Presser Foot (strip folding).....	3 50
28774	1327	" " " " to turn the right side under and the left side over, making hem in centre.....	3 50
28796	1327	Presser Foot (strip folding) with tape guide.....	4 25
28842	2653	Presser Foot Ribbon Guide for 28843..	2 00
219F	790	" " " " Screw.....	02
28843	2653	" " with 219F and 28842, for stitching ribbon and net material....	3 40
28844	2653	Ruffling Blade for 28843.....	30
12113	2655	Presser Foot Hinge Pin.....	01
28931	—	" " Plate.....	3 50
28932	—	" " Shank.....	75
28933	2655	Presser Foot (hinged) strip folding, complete, Nos. 12113, 28931 and 28932..	4 25
PRESSER FOOT EXTENSIONS			
NO.	PLATE	NAME	EACH
19216	1225	Presser Foot with 228D.....	\$1 00
26279	—	" " Extension, $\frac{1}{16}$ in., for 19216.....	15
26280	1225	Presser Foot Extension, $\frac{1}{8}$ in., for 19216.....	15

PRESSER FEET

NO.	PLATE	NAME	EACH
26281	—	Presser Foot Extension, 1/4 in., for 19216.....	\$ 15
26282	—	Presser Foot Extension, 3/8 in., for 19216.....	15
26283	—	Presser Foot Extension, 1/2 in., for 19216.....	15
228D	5783	Presser Foot Extension Screw.....	02

PRESSER FOOT STRIP GAUGE

NO.	PLATE	NAME	EACH
19216	1225	Presser Foot with 228D.....	\$1 00
25967	1225	" " Strip Gauge for 19216.....	15
228D	5783	" " " " Screw.....	02

RUFFLERS

RUFFLER (POWER) WITH LEVER, FOR THROWING RUFFLING BLADE INTO ACTION FOR INTERMITTENT RUFFLING, FOR SHIRT YOKINGS, ETC.

NO.	PLATE	NAME	EACH
28590	2070	Driving Lever.....	\$ 30
1101C	2070	" " Hinge Screw.....	10
1647C	2070	" " " " Nut.....	15
28591	2070	" " Spring.....	10
28592	2070	" " Collar.....	10
35302	2070	Frame.....	1 25
35306	—	Needle Clamp Body.....	1 35
26228	2069	" " Roller.....	15
209F	2069	" " Screw.....	02
35307	2069	Needle Clamp complete, Nos. 26228, 35306 and two 209F.....	1 50
35303	2070	Presser Foot.....	75
185H	2070	" " Screw.....	02
35304	2070	Ruffling Blade.....	15
24203	2070	" " Holder.....	75
226D	2070	" " " Cap Screw.....	02
24204	2070	" " " Spring.....	05
24205	2070	" " " Stop.....	15
24206	2070	" " " Stud.....	10
1550H	2070	" " " Nut.....	03
28607	2070	" " " Stop.....	15
28600	2070	" " Lever.....	50
560C	2070	" " Adjusting Thumb Screw.....	08

RUFFLERS

NO.	PLATE	NAME	EACH
1603H	2070	Ruffling Blade Lever Adjusting Thumb Screw Nut.....	\$ 02
1049D	2070	Ruffling Blade Lever Stop Screw.....	02
665D	2070	" " Screw.....	02
28601	2070	Starting Lever with 190D.....	30
190D	2070	" " Clamping Screw.....	03
35305	2069	Ruffler complete for 35308, Nos. 185H, 226D, 560C, 1049D, 1101C, 1550H, 1603H, 1647C, 24203 to 24206, 28590 to 28592, 28600, 28601, 28607, 35302 to 35304, 35307 and two 665D.....	9 00
35311	2072	Edge Folder (left hand) on Slide complete, to turn the goods up with separating blade and right hand upper guide, for 35305.....	3 50
36321	2662	Feed Dog with 19118, for 7/8 in. to 1 1/8 in. gauge, for 35305.....	1 75
36323	2663	Feed Dog with 19118, for 7/8 in. to 1 1/4 in. gauge, for 35305.....	1 75
35312	2072	Ruffling Blade for 35311.....	50
35308	2071	Strip Folder on Slide 18114, with upper right hand edge folder to turn the goods under, with separating blade and guide for draw string, for 35305.....	6 00
35309	2071	Strip Folder on Slide 18114, with separating blade and guide for draw string, for 35305.....	3 25
35310	2071	Strip Guide on Slide 18114, with guide for draw string, for 35305.....	2 50
36322	2662	Throat Plate for 36321.....	1 20
36324	2663	" " " 36323.....	1 35

RUFFLER (POWER) WITH LEVER FOR THROWING RUFFLING BLADE INTO ACTION, FOR INTERMITTENT RUFFLING, FOR SHIRT YOKINGS, ETC.

NO.	PLATE	NAME	EACH
28590	2070	Driving Lever.....	\$ 30
1101C	2070	" " Hinge Screw.....	10
1647C	2070	" " " " Nut.....	15
28591	2070	" " Spring.....	10
28592	2070	" " Collar.....	10
28593	1255	Frame.....	1 00
35306	—	Needle Clamp Body.....	1 35
26228	2069	" " Roller.....	15
209F	2069	" " Screw.....	02
35307	2069	Needle Clamp complete, Nos. 26228, 35306 and two 209F.....	1 50

NO.	PLATE	NAME	EACH
35807	1255	Presser Foot (left).....	\$ 75
185H	2070	" " " Screw.....	02
2532	1255	" " (right) Hinge Pin. per 100	10
35808	—	" " " Plate.....	75
28596	—	" " " Shank.....	50
28597	1255	" " " Cap.....	30
198D	1255	" " " " Screw..	02
2656	1255	" " " " Spring.....	02
706D	1255	" " " " Stop Screw..	02
2521	1255	" " " " Spring.....	02
35809	1255	Presser Foot (right) complete, Nos. 2521, 2532, 28596 and 35808.....	1 25
35810	1255	Ruffling Blade.....	20
24203	2070	" " " Holder.....	75
226D	2070	" " " Cap Screw.....	02
24204	2070	" " " Spring.....	05
24205	2070	" " " " Stop.....	15
24206	2070	" " " Stud.....	10
1550H	2070	" " " " Nut.....	03
28607	2070	" " " " Stop.....	15
35811	1255	" " " Lever.....	2 00
560c	2070	" " " Adjusting Thumb Screw.....	08
1603H	2070	Ruffling Blade Lever Adjusting Thumb Screw Nut.....	02
1049D	2070	Ruffling Blade Lever Stop Screw.....	02
665D	2070	" " " Screw.....	02
28601	2070	Starting Lever with 190D.....	30
190D	2070	" " " Clamping Screw.....	03
35812	1255	Ruffler complete, Nos. 185H, 226D, 560C, 706D, 1049D, 1101C, 1550H, 1603H, 1647C, 2656, 24203 to 24206, 28590 to 28593, 28597, 28601, 28607, 35307, 35807, 35809 to 35811, two 665D and three 198D.....	6 50
35813	1256	Double Edge Folder (right hand) with separating blade, for ruffling shirt body and putting in yoke, for 35812.	5 00
35814	1257	Feed Dog with 19118, for $\frac{3}{16}$ in. to $\frac{3}{8}$ in. gauge, for 35812, for 31-52 Machine..	2 00
19118	1220	Feed Dog Spring Hook.....	01
35815	1257	Throat Plate for 35814.....	1 50
35816	1257	Feed Dog with 19118, for $\frac{3}{16}$ in. to $\frac{3}{8}$ in. gauge, for 35812, for 31-54 Machine..	1 50
19118	1220	Feed Dog Spring Hook.....	01
35817	1257	Throat Plate for 35816.....	1 50

RUFFLER (POWER) WITH LEVER FOR THROWING RUFFLING BLADE INTO
ACTION, FOR INTERMITTENT RUFFLING, FOR
SHIRT YOKINGS, ETC.

NO.	PLATE	NAME	EACH
28590	2070	Driving Lever.....	\$ 30
1101c	2070	" " " Hinge Screw.....	10
1647c	2070	" " " " Nut.....	15
28591	2070	" " " Spring.....	10
28592	2070	" " " Collar.....	10
35302	2070	Frame.....	1 25
35306	—	Needle Clamp Body.....	1 35
26228	2069	" " " Roller.....	15
209F	2069	" " " Screw.....	02
35307	2069	Needle Clamp complete, Nos. 26228, 35306 and two 209F.....	1 50
35303	2070	Presser Foot.....	75
185H	2070	" " " Screw.....	02
36002	5795	Ruffling Blade.....	30
24203	2070	" " " Holder.....	75
226D	2070	" " " Cap Screw.....	02
24204	2070	" " " Spring.....	05
24205	2070	" " " " Stop.....	15
24206	2070	" " " Stud.....	10
1550H	2070	" " " " Nut.....	03
28607	2070	" " " " Stop.....	15
36003	5795	" " " Lever.....	1 00
560c	2070	" " " Adjusting Thumb Screw.....	08
1603U	2070	Ruffling Blade Lever Adjusting Thumb Screw Nut.....	02
1049D	2070	Ruffling Blade Lever Stop Screw.....	02
665D	2070	" " " Screw.....	02
28601	2070	Starting Lever with 190D.....	30
190D	2070	" " " Clamping Screw.....	03
36004	5795	Ruffler complete for 35308, Nos. 185H, 226D, 560C, 1049D, 1101C, 1550H, 1603H, 1647C, 24203 to 24206, 28590 to 28592, 28601, 28607, 35302, 35303, 35307, 36002, 36003 and two 665D...	9 00
35308	2071	Strip Folder on Slide 18114, with upper right hand edge folder to turn the goods under, with separating blade and guide for draw string, for 36004.	6 00

SEPARATING BLADE

FOR MACHINE NO. 31-60

NO.	PLATE	NAME	EACH
35271	2063	Separating Blade.....	\$ 50
35272	2061	" " Arm.....	1 75
35273	2061	" " Bracket.....	1 40
76D	2061	" " Hinge Screw.....	06
35274	2061	" " Latch Lever with 35275.....	1 25
102D	2061	Separating Blade Arm Latch Lever Hinge Screw.....	04
10135	2061	Separating Blade Arm Latch Lever Spring.....	01
239D	2061	Separating Blade Arm Latch Lever Spring Screw.....	02
35275	2061	Separating Blade Arm Latch Lever Stud.....	25
35276	2061	Separating Blade Holder.....	75
102D	2061	" " Hinge Screw..	04
35277	2061	" " Spring.....	05
108D	2061	" " Screw..	04
4604	2061	" " " " Stop Pin.....per 100..	10
14026	2061	Separating Blade Holder Stop Pin.....	01
337D	2061	" " Screw.....	02
35278	—	Separating Blade (hinged) complete, Nos. 76D, 108D, 4604, 10135, 14026, 35271 to 35274, 35276, 35277, two each 102D, 239D and 337D.....	3 50
35284	2064	Edge Folder (upper) left hand.....	1 75
217F	2061	" " Screw.....	03
35281	2063	" Guide (lower) right hand, on Slide 18114.....	1 00
35282	2064	Edge Guide (upper) left hand.....	1 00
217F	2061	" " " " Screw.....	03

SHIRT CLOSING PARTS

FOR MACHINES NOS. 31-52 AND 31-54

NO.	PLATE	NAME	EACH
20317	2084	Feed Dog with 19118 for 31-52 Machine	\$1 50
20174	1232	" " " " " 31-54 "	1 50
19118	1220	" " Spring Hook.....	01

SHIRT CLOSING PARTS

NO.	PLATE	NAME	EACH
26487	1232	Hemmer (foot) for felling.....	\$2 25
6267	1232	" Folder.....	02
25888	1232	" Tongue.....	01

NOTE. When ordering Nos. 6267 or 25888, give width of hem and No. of Hemmer for which it is required.

20318	2084	Throat Plate with 2653, for 20317.....	1 15
20175	1232	" " " " " 20174.....	1 15
26488	1232	" " Cloth Guide.....	1 50
102D	1232	" " " " Hinge Screw..	04
2653	1232	" " " " Stop Pin.....	01
26489	1232	" " Spring Guide.....	10
240D	1232	" " " " Screw.....	02

THROAT PLATES

FOR MACHINE NO. 31-52

NO.	PLATE	NAME	EACH
26725	1328	Feed Dog with 19118, for $\frac{7}{32}$ in. to $\frac{1}{2}$ in. gauge.....	\$1 50
26726	1328	Throat Plate for 26725, for under strip.	1 75
36310	2086	" " " " two under strips, for 26725.....	2 75
36311	2086	Throat Plate, for two under strips, with adjustable under strip guide, for 26725	4 00
36312	2086	Feed Dog with 19118, for $\frac{13}{32}$ in. to $\frac{13}{16}$ in. gauge, for 36313 to 36316....	1 65
36313	2086	Throat Plate, for under strip, for 36312	2 25
36314	5800	" " " " two under strips, for 36312.....	3 00
36315	5800	Throat Plate with adjustable under strip guide for 36312.....	3 75
36316	5801	Throat Plate, for two under strips, with adjustable under strip guide, for 36312	4 00
36317	5802	Feed Dog with 19118, for $\frac{27}{32}$ in. to $1\frac{1}{4}$ in. gauge, for 36318.....	2 00
36318	5802	Throat Plate, for under strip, for 36317.	2 50

FOR MACHINES NOS. 31-54 AND 31-60

36105	5799	Feed Dog with 19118, for $\frac{7}{32}$ in. to $\frac{1}{2}$ in. gauge.....	1 50
36106	5799	Throat Plate for 36105, for under strip.	1 75
36325	5799	" " " " two under strips, for 36105.....	2 75
36319	5801	Feed Dog with 19118, for $\frac{13}{32}$ in. to $\frac{13}{16}$ in. gauge, for 36320.....	1 75
36320	5801	Throat Plate, for under strip, for 36319	2 25

SPPOOL HOLDER (Disc)

NO.	PLATE	NAME	EACH
26763	816	Bracket with 219F and 287D.....	\$ 15
219F	790	" Screw.....	02
287D	783	" Thumb Screw.....	10
19066	816	Spindle.....	25
19067	816	" Thread Guiding Disc.....	15
691F	782	" " " " Screw...	04
26764	816	Spool Holder complete, Nos. 691F, 19066, 19067 and 26763.....	60

TAPE HOLDERS

TAPE HOLDER (8 in. Disc)

NO.	PLATE	NAME	EACH
26061	989	Bracket Wire with Disc.....	\$ 20
26062	989	Disc (adjustable) with 35925.....	30
35925	817	" Hub with 286D.....	10
286D	783	" " Thumb Screw.....	10
26325	812	Foot with 736D and three wood screws 1 in. No. 12.....	20
736D	1221	Foot Screw.....	10
26063	989	Tape Holder (straight) complete for 26065, Nos. 26061 and 26062.....	50
26065	—	Tape Holder with Foot complete, Nos. 26063 and 26325.....	70

TAPE HOLDER (10 in. Disc)

NO.	PLATE	NAME	EACH
26066	989	Bracket Wire.....	\$ 20
26067	—	Bracket Wire complete, Nos. 26066, 26068 and 26072.....	60
26068	989	Disc.....	15
26069	989	" Hub.....	25
26070	—	" " Rivet..... per 100	10
26071	—	Disc complete, Nos. 26068, 26069 and three 26070.....	40
26064	812	Foot with 736D and three wood screws 1 in. No. 12.....	20
736D	1221	Foot Screw.....	10
26072	989	Tape Guide.....	—

TAPE HOLDERS

117

NO.	PLATE	NAME	EACH
26073	1206	Tension Adjusting Collar with 286D....	\$ 15
286D	783	" " " Thumb Screw	10
13211	1206	" " " Spring.....	02
26074	989	Tape Holder (offset) complete for 26343, Nos. 13211, 26067, 26071 and 26073..	1 25
26343	—	Tape Holder with Foot complete, Nos. 26064 and 26074.....	1 45

TAPE HOLDER (5 in. Disc)

(FOR UNDER THE BENCH)

NO.	PLATE	NAME	EACH
28994	2116	Tape Holder with two wood screws 1¼ in. No. 10.....	\$1 50

TAPE HOLDER (5 in. Disc)

FOR MACHINES NOS. 31-80 AND 31-61

NO.	PLATE	NAME	EACH
26746	1337	Bracket Wire, 4 in.....	\$ —
26747	—	Bracket Wire complete, Nos. 26746, 26748 and 26750.....	60
26748	1337	Disc.....	15
26069	1337	" Hub.....	25
26070	—	" " Rivet..... per 100.	10
26749	1337	Disc complete, Nos. 26069, 26748 and three 26070.....	40
26750	1337	Tape Guide, 2¼ in.....	—
26073	1206	Tension Adjusting Collar with 286D....	15
286D	783	" " " Thumb Screw	10
13211	1206	" " " Spring.....	02
26751	1337	Tape Holder (straight) with 4 in. Tape Wire and 2¼ in. Tape Guide complete, Nos. 13211, 26073, 26747 and 26749.	1 25

TAPE SPOOL FIXTURE (Wire)

NO.	PLATE	NAME	EACH
4516	816	Tape Spool Fixture (wire) with fixed cone.....	\$ 60
4518	1206	Tape Spool Fixture Cone.....	10
1541B	1222	" " " Regulating Thumb Nut.....	05
8019	1206	Tape Spool Fixture Spring.....	02
4517	816	Tape Spool Fixture (wire) with fixed cone complete, Nos. 1541B, 4516, 4518 and 8019.....	75

SPOOL FIXTURE (Wire)

NO.	PLATE	NAME	EACH
4715	816	Spool Fixture (wire) with two 10145...	\$ 55
4717	820	" " Flange.....	10
10145	1220	" " Thread Eyelet.....	01
4718	820	" " Washer (felt).....	01
4716	816	Spool Fixture complete, Nos. 4715, two 4717 and three 4718.....	75

BOBBIN WINDERS**BOBBIN WINDER**

FOR 4370

NO.	PLATE	NAME	EACH
15072	1220	Bobbin Position Pin.....per 100.	\$ 10
12168	814	Bracket.....	20
692D	783	" Screw.....	10
12169	814	Frame.....	15
12171	814	Frame complete, Nos. 333D, 5960, 5961, 5968, 12169 and 15077.....	60
32D	782	Frame Hinge Screw.....	10
5960	768	Friction Wheel (leather).....	10
5961	768	" " Washer.....	05
333D	782	" " " Screw.....	04
15077	1207	Spindle with 15072.....	15
5968	768	" Flange.....	06
12170	1207	Spring.....	03
180F	782	" Screw.....	03
12172	—	Bobbin Winder complete, Nos. 32D, 180F, 12168, 12170 and 12171.....	90

BOBBIN WINDER

FOR 12358

This Bobbin Winder is the same as 12172 with the following exceptions:

NO.	PLATE	NAME	EACH
20307	814	Frame, in place of 12169.....	\$ 15
20308	814	Frame complete, Nos. 333D, 5960, 5961, 5963, 15077 and 20307, in place of 12171.....	60
20309	—	Bobbin Winder complete, Nos. 32D, 180F, 12168, 12170 and 20308.....	90

BOBBIN WINDERS**BOBBIN WINDER**

(HAMBURG)

FOR 4370

This Bobbin Winder is the same as 12172 with the following exceptions:

NO.	PLATE	NAME	EACH
20497	814	Frame complete, Nos. 5960, 5961, 5963, 12169, 12336 and 15077, in place of 12171.....	\$ 65
12336	814	Spindle for spool, in place of 333D.....	15
20498	—	Bobbin Winder complete, Nos. 32D, 180F, 12168, 12170 and 20497.....	1 00

BOBBIN WINDER

(SWINGING AUTOMATIC, RIGHT HAND)

FOR 19131

FOR POWER TABLE

NO.	PLATE	NAME	EACH
27552	1162	Base.....	\$ 15
15072	1220	Bobbin Position Pin.....per 100.	10
27302	1162	Frame.....	15
32D	782	" Hinge Screw.....	10
27303	1220	" Spring.....	03
27553	1162	Pulley.....	20
27538	1162	Spindle with 15072.....	20
27306	1162	Spool Pin.....	05
27307	1162	" Stand.....	10
27308	1162	Spool Stand complete, Nos. 418D, 1582D, 2106, 10141, 11241, 27306, 27307, wood screw 1 in. No. 10 and two 2455.....	35
11241	812	Spool Washer (cloth).....per 100..	25
27587	1162	Stop Latch.....	10
35D	1221	" " Hinge Screw.....	07
2455	1220	Tension Disc.....	02
1562D	1222	" Regulating Thumb Nut.....	04
418D	1221	" Screw Stud.....	08
10141	1220	" Spring.....	01
2106	1220	" Thread Guide.....	01
27651	1162	Bobbin Winder, Nos. 32D, 35D, 27302, 27303, 27538, 27552, 27553, 27587 and two wood screws 1 in. No. 7.....	1 00
27588	—	Bobbin Winder (swinging automatic, right hand) complete, Nos. 27308 and 27651.....	1 35

NO.	PLATE	NAME	EACH
27072	—	Shaft Driving Pulley (sectional, grooved) 12 in. diam., 1 $\frac{1}{16}$ in. bore, with two 597c.....	\$ 55
597c	1221	Shaft Driving Pulley Clamping Screw..	08
12479	768	Starting Crank.....	15
2022	1220	" " Pin.....	01
12477	768	" " Shaft.....	10
27636	363	Treadle.....	30
9082	1101	" Bearing Cotter Pin.....	01
27637	818	" Pitman Rod (lower).....	05
27638	1101	" " " " Spring....	03
2877	818	" " " " (upper) for 15130..	05
14081	818	" " " " " 14233..	10
9079	362	" " " " Clamp with 354c..	12
354c	1101	" " " " Screw.....	06
15130	818	Treadle Pitman complete, Nos. 2762, 2877, 9079, 27637 and 27638.....	35
14233	818	Treadle Pitman complete, for bench stand, Nos. 2762, 9079, 14081, 27637 and 27638.....	40
2878	363	Treadle Stand.....	15
2762	1206	" Stop Collar with 362F.....	10
362F	1221	" " " Set Screw.....	05
27642	—	Treadle complete, Nos. 2878, 9082, 27636 and four wood screws 1 in. No. 16.....	45
15131	—	Treadle and Pitman complete, Nos. 15130 and 27642.....	80
14234	—	Treadle and Pitman complete, Nos. 14233 and 27642.....	85
20141	—	Driving Attachment with Bobbin Winder and Treadle complete, Nos. 210D, 692D, 12475, 12477, 12479, 14234 or 15131, 16592, 16594, 19260, 20371, 20372, 24355, 27072, 27308 and two each 65D and 2022.....	7 25

FOOT LIFTER PARTS

NO.	PLATE	NAME	EACH
5596	768	Bell Crank.....	\$ 05
5599	768	" " Bracket.....	08
178C	782	" " " Screw.....	03
5601	1220	" " Hinge Pin.....	01
5735	1220	" " Spring.....	02
5598	768	Bell Crank complete, Nos. 5596, 5599, 5601 and 5735.....	20
5670	—	Chain, length 26 in. to 35 in.....	15
NOTE. When ordering No. 5670 state length required.			
4379	814	Chain Connecting Link for 4835.....	03
12237	766	Lifting Lever with 448c, for 20008.....	25
20340	5768	" " " " " 43928.....	25
12415	768	" " Connecting Rod.....	08
12416	1145	" " " " " Joint	08
76D	782	" " " " " "	
		Hinge Screw.....	06
1521E	1222	Lifting Lever Connecting Rod Lock Nut.....	03
802D	782	Lifting Lever Hinge Screw.....	10
12241	1145	" " Link for 20008.....	10
21301	5773	" " " " 43928.....	10
766D	782	" " " Hinge Screw.....	05
12240	1145	" " Pin for 20008.....	05
19372	5773	" " " " 43928.....	10
448C	783	" " " Set Screw.....	03
2763	819	Rock Shaft.....	10
12242	819	" " Hanger with two wood screws 1 in. No. 10.....	08
6337	819	Rock Shaft Lifting Bracket with two 356C.....	20
12243	819	Rock Shaft Lifting Bracket Hook for 5598.....	15
7125	819	Rock Shaft Lifting Bracket Hook for 5670.....	15
356C	783	Rock Shaft Lifting Bracket Hook Set Screw.....	06
356C	783	Rock Shaft Lifting Bracket Set Screw..	06
2770	819	" " Stop Dog with 356C.....	12
356C	783	" " " " Set Screw.....	06

FOOT LIFTER PARTS

NO.	PLATE	NAME	EACH
4880	819	Rock Shaft complete, Nos. 2763, 2770, 7125, 12243 and two each 6337 and 12242.....	\$1 00
4881	819	Treadle.....	30
4882	814	" Shaft.....	05
4883	814	" Spring.....	10
4884	819	" Stand.....	25
4885	819	Treadle complete, Nos. 4879, 4881 to 4884 and two wood screws 1 in. No. 16	75
20008	—	Foot Lifter complete for 31-51 to 31-55, 31-60, 31-61 and 31-64 Machines, Nos. 76D, 766D, 802D, 1521E, 4880, 4885, 5598, 5670, 12237, 12240, 12241, 12415, 12416 and two 178c.....	2 90
43928	—	Foot Lifter complete for 31-62 Machine, Nos. 76D, 766D, 802D, 1521E, 4880, 4885, 5598, 5670, 12415, 12416, 19372, 20340, 21301 and two 178c.....	3 00

KNEE LIFTER PARTS

NO.	PLATE	NAME	EACH
5596	763	Bell Crank.....	\$ 05
5599	768	" " Bracket.....	08
178c	782	" " Screw.....	03
5601	1220	" " Hinge Pin.....	01
5735	1220	" " Spring.....	02
5598	768	Bell Crank complete, Nos. 5596, 5599, 5601 and 5735.....	20
12237	766	Lifting Lever with 448c, for 12445, 20184 and 20466.....	25
20340	5768	Lifting Lever with 448c, for 20341, 43931 and 43936.....	25
12415	768	Lifting Lever Connecting Rod.....	08
12416	1143	" " " " Joint	08
76D	782	" " " " " "	06
1521E	1222	Lifting Lever Connecting Rod Lock Nut.....	03
802D	782	Lifting Lever Hinge Screw.....	10
12241	1145	" " Link for 12445, 20184 and 20466.....	10
21301	5773	Lifting Lever Link for 20341, 43931 and 43936.....	10
766D	782	Lifting Lever Link Hinge Screw.....	05
12240	1145	" " Pin for 12445, 20184 and 20466.....	05

KNEE LIFTER PARTS

NO.	PLATE	NAME	EACH
19372	5773	Lifting Lever Pin for 20341, 43931 and 43936.....	\$ 10
448c	783	Lifting Lever Pin Set Screw.....	08
2763	766	Rock Shaft for 2777 and 12250.....	10
20091	5768	" " " 20465.....	12
12242	766	" " Hanger with two wood screws 1 in. No. 10, for 2777.....	08
7539	766	Rock Shaft Hanger with two wood screws 1 in. No. 10, for 12250.....	08
2764	5768	Rock Shaft Hanger (back) with two wood screws 1 in. No. 10, for 20465..	08
16128	5768	Rock Shaft Hanger (front) with two wood screws 1 in. No. 10, for 20465..	08
2765	766	Rock Shaft Knee Arm.....	10
2766	766	" " " " Hub with 356c, for 2768.....	15
20462	5768	Rock Shaft Knee Arm Hub with 356c, for 20463.....	25
356c	783	Rock Shaft Knee Arm Hub Set Screw..	06
2768	—	Rock Shaft Knee Arm complete for 2777 and 12250, Nos. 2765 to 2767..	40
20463	—	Rock Shaft Knee Arm complete for 20465, Nos. 2765, 2767 and 20462....	50
2767	766	Rock Shaft Knee Plate with 356c.....	18
356c	783	" " " " Set Screw.....	06
20464	5768	" " Lifting Arm with 356c, for 20465.....	20
356c	783	Rock Shaft Lifting Arm Set Screw.....	06
6337	766	" " " Bracket with two 356c, for 2777 and 12250.....	20
2778	766	Rock Shaft Lifting Bracket Hook for 2777 and 12250.....	05
356c	783	Rock Shaft Lifting Bracket Hook Set Screw.....	06
356c	783	Rock Shaft Lifting Bracket Set Screw..	06
2770	766	" " Stop Dog with 356c.....	12
356c	783	" " " " Set Screw.....	06
2777	766	Rock Shaft complete for 12445 and 20341, Nos. 2763, 2768, 2770, 2778, 6337 and two 12242.....	1 00
12250	—	Rock Shaft complete for 20184 and 43936, Nos. 2763, 2768, 2770, 2778, 6337 and two 7539.....	1 00
20465	5768	Rock Shaft complete for 20466 and 43931, Nos. 2764, 16128, 20091, 20463, 20464 and two 2770.....	1 25

KNEE LIFTER PARTS

NO.	PLATE	NAME	EACH
12445	—	Knee Lifter complete (power table) for 31-51 to 31-55, 31-60, 31-61 and 31-64 Machines, Nos. 76D, 766D, 802D, 1521E, 2777, 5598, 12237, 12240, 12241, 12415, 12416 and two 178c.....	\$2 00
20341	—	Knee Lifter complete (power table) for 31-62 Machine, Nos. 76D, 766D, 802D, 1521E, 2777, 5598, 12415, 12416, 19372, 20340, 21301 and two 178c...	2 00
20466	—	Knee Lifter complete (stand No. 25255) for 31-51 to 31-55, 31-60, 31-61 and 31-64 Machines, Nos. 76D, 766D, 802D, 1521E, 5598, 12237, 12240, 12241, 12415, 12416, 20465 and two 178c...	2 30
43931	—	Knee Lifter complete (stand No. 25255) for 31-62 Machine, Nos. 76D, 766D, 802D, 1521E, 5598, 12415, 12416, 19372, 20340, 20465, 21301 and two 178c.....	2 35
20184	—	Knee Lifter complete (stand No. 25265) for 31-51 to 31-55, 31-60, 31-61 and 31-64 Machines, Nos. 76D, 766D, 802D, 1521E, 5598, 12237, 12240, 12241, 12250, 12415, 12416 and two 178c...	2 00
43936	—	Knee Lifter complete (stand No. 25265) for 31-62 Machine, Nos. 76D, 766D, 802D, 1521E, 5598, 12250, 12415, 12416, 19372, 20340, 21301 and two 178c.....	2 10

STAND

HIGH SPEED

NO.	PLATE	NAME	EACH
25329	3813	Band Wheel, 16 in. diam., with 1312c...	\$1 25
1312c	3817	" " Set Screw.....	08
25421	3814	" " Shaft.....	40
25422	3815	" " " Driver (left).....	20
25423	3815	" " " " " Clutch (left).....	10
25424	3815	Band Wheel Shaft Driver (left) Clutch (right) with 5564.....	10
25425	3817	Band Wheel Shaft Driver (left) Clutch Spring.....	05

STAND

NO.	PLATE	NAME	EACH
5564	3817	Band Wheel Shaft Driver (left) Clutch Spring Hook.....	\$ 01
25426	3815	Band Wheel Shaft Driver (right).....	20
25427	3815	" " " " " Clutch (left).....	10
25428	3815	Band Wheel Shaft Driver (right) Clutch (right) with 5564.....	10
25425	3817	Band Wheel Shaft Driver (right) Clutch Spring.....	05
5564	3817	Band Wheel Shaft Driver (right) Clutch Spring Hook.....	01
25429	3815	Band Wheel Shaft Driving Flange with 356c.....	40
356c	3817	Band Wheel Shaft Driving Flange Set Screw.....	06
25370	—	Belt, size 1/4 in., length 67 1/2 in., with 25127.....	20
25127	3817	Belt Hook.....	01
25430	3814	Brace.....	1 20
748E	3817	" Screw.....	08
20467	5762	Drip Pan with eight 1 in. wire nails.....	25
25431	3813	Driving Arm (left) with 435c and 25435	75
25432	3813	" " (right) with 435c and 25435.....	75
25433	3816	Driving Arm Hinge Pin.....	10
435c	3817	" " " " Set Screw.....	04
25434	3815	" Pinion.....	40
25345	3813	" Segment (rack).....	25
534E	3817	" " Bolt with 1510E.....	03
1510E	3817	" " " Nut.....	02
25446	3817	" " " Washer.....	02
25349	3813	Foot Rest.....	15
25350	3817	" " Cotter Pin.....	01
25435	3816	" " Hinge Pin.....	10
25436	3813	Leg (left).....	1 50
25437	3813	" (right).....	1 60
25438	3814	" Stay Rod.....	40
1508E	3817	" " " Nut.....	06
25086	3813	Wrench for 1510.....	10
25255	—	Stand (iron work) complete, Nos. 25086, 25329, 25421 to 25424, 25426 to 25428, 25430 to 25432, 25436 to 25438, two each 25345, 25349, 25350, 25425, 25429, 25433, 25434 and four each 534E, 748E, 1508E and 25446.....	—

STAND**ROCKING TREADLE, BALL BEARING PITMAN**

NO.	PLATE	NAME	EACH
25301	3825	Band Wheel, 16 in. diam., with 972C....	\$1 15
46519	3825	" " Crank.....	15
46520	—	Band Wheel Crank and Pitman (ball bearing) complete, Nos. 1520E, 1670E, 25361, 25371, 46506 to 46509, 46519, 46523 and eleven 25362.....	1 45
296C	3826	Band Wheel Crank Screw Centre.....	10
1507E	3826	" " " " Nut.....	05
972C	3826	" " Set Screw.....	08
25016	—	Belt, size ¼ in., length 69½ in., with 25127.....	20
25127	3826	Belt Hook.....	01
46521	3825	Brace with 296C, two 297C and three 1507E.....	1 70
46527	3827	Brace (sectional) complete, Nos. 46528, 46529 and three 880E.....	1 85
748E	3826	Brace Screw.....	08
46528	3827	" Section (left) with 297C and 1507E	65
46529	3827	" " (right) with 296C, 297C and two 1507E.....	1 20
880E	1222	Brace Section Screw.....	06
20021	5235	Drip Pan with four 1 in. wire nails....	25
46522	3825	Leg.....	1 60
25362	3826	Pitman Ball, size ¾ in. per 100..	80
46506	3826	" " Bearing Adjusting Screw Ring.....	15
46507	3826	Pitman Ball Bearing Adjusting Screw Ring Locking Washer (brass) per 100	25
46508	3826	Pitman Ball Bearing Ring.....	10
46509	3826	" " Case.....	25
46523	3825	" Rod with 25360.....	15
*25360	—	" " Ball.....	10
25371	3826	" " " Bushing.....	15
25361	3826	" " " Screw Bearing.....	10
1670E	3826	" " " " Nut.....	05
1520E	3826	" " " Lock Nut.....	03
46524	3825	Treadle.....	65
297C	3826	" Screw Centre.....	10
1507E	3826	" " " Nut.....	05
25086	3825	Wrench for 1507 and 1670.....	10
25200	3825	" " 972.....	10
25265	—	Stand (iron work) complete, Nos. 25086, 25200, 25301, 46520, 46521, 46524, two 46522 and four 748E.....	—

TRIMMINGS FOR END AND BACK LEAF TABLE

NO.	PLATE	NAME	EACH
25001	3825	Back Leaf Bracket.....	\$ 10
25002	3825	" " Scroll Bracket.....	15
25003	3825	" " Sliding Hinge, Nos. 25149, three 25151 and six wood screws ⅝ in. No. 7.....	25
25151	3825	Back Leaf Sliding Hinge Plate for 25003	05
25149	3825	" " " " Rod " "	10
25057	3825	End Leaf Support complete, Nos. 25143, 25168, 25169 and two wood screws ⅝ in. No. 7.....	25
25168	3825	End Leaf Support Bracket.....	10
25060	3825	" " " Button with wood screw 1½ in. No. 12, R. H. B.....	08
25169	3825	End Leaf Support Lever.....	15
25143	1208	" " " " Hinge Pin.....	01
20022	820	Machine Rest (felt).....	02

THREAD UNWINDER**FOR TWO LARGE SPOOLS OR TWO LARGE CONES OF THREAD**

NO.	PLATE	NAME	EACH
27623	2837	Spool Pin.....	\$ 08
155C	1222	" " Set Screw.....	03
41530	2837	" Rest.....	30
41531	—	" " 41530 with 1149C and two each 155C and 27623.....	50
1149C	1222	Spool Rest Set Screw.....	04
27940	2837	" Stand with 453C.....	20
41514	2837	" Weight, 4 in. diam., with 41515..	15
41515	1208	" " Centre Pin.....	05
27739	2837	Thread Cone (wood).....	05
41566	2837	" Guard with two 41569.....	30
41569	—	" " Eyelet.....	02
41437	2837	" " Rod, 30 in. long, with 735C.....	40
453C	783	Thread Guard Rod Set Screw.....	02
735C	1222	" " Set Screw.....	02
41533	2837	Thread Unwinder complete, Nos. 27940, 41437, 41531, 41566, two each 27739, 41514 and three wood screws 1 in. No. 12.....	1 80

UNDER DRIVER

LEVER PRESSURE, THREE SPEED, RIGHT HAND (OIL CONTROLLING PULLEY)

NO.	PLATE	NAME	EACH
27508	362	Belt Guard.....	\$ 08
649E	1222	" " Screw.....	05
27509	362	Cone Pulley (grooved) three speed, 2½ in., 3¾ in. and 5¼ in. diam., with 27473.....	60
27473	1101	Cone Pulley Centre Bearing.....	08
27474	363	Dress Guard (right hand).....	08
138E	1101	" " Screw.....	05
27630	362	Driving Pulley (grooved) 6 in. diam., with 433c, 27598 and two 7958.....	60
27598	—	Driving Pulley Friction Ring (leather)..	05
7958	1220	" " " " Stop Pin..	01
27631	1101	" " Hollow Stud with 27600	15
27600	1101	" " " " Position Stud.....	02
356C	783	Driving Pulley Hollow Stud Set Screw..	06
27632	—	" " " " Wick.....	01
27633	—	" " " " Wire with 27632.....	05
433C	1101	Driving Pulley Screw Centre Bearing	08
7958	1220	" " " " " "	
		Dowel Pin.....	01
27634	362	Frame.....	60
41338	362	Lever.....	25
27483	1101	" Brake Spring.....	02
27497	1101	" " Strip (leather).....	02
12178	1101	" Centre Plug (wood).....	01
427E	1101	" " Adjusting Screw.....	08
1508E	1101	" " " " " Nut	06
27485	1101	" Hinge Pin.....	01
27635	362	Oil Cup.....	25
145E	782	" " Screw.....	04
27070	363	Shaft Driving Pulley (sectional, grooved) 10 in. diam., 1¾ in. bore, with two 597c.....	45
597C	2642	Shaft Driving Pulley Clamping Screw..	08
27636	363	Treadle.....	30
9082	1101	" Bearing Cotter Pin.....	01
27637	362	" Pitman Rod (lower).....	05
27638	1101	" " " " Spring.....	03
27639	362	" " " " (upper).....	05

UNDER DRIVER

NO.	PLATE	NAME	EACH
9079	362	Treadle Pitman Rod Clamp with 354c... \$	12
354c	1101	" " " " Screw.....	06
27640	362	Treadle Pitman complete, Nos. 2762, 9079 and 27637 to 27639.....	35
2878	363	Treadle Stand.....	15
2762	1206	" Stop Collar with 362F.....	10
362F	2642	" " " Set Screw.....	05
27642	—	Treadle complete, Nos. 2878, 9082, 27636 and four wood screws 1 in. No. 16.....	45
27643	—	Treadle and Pitman complete, Nos. 27640 and 27642.....	80
27644	—	Transmitter complete for 27645, Nos. 138E, 356C, 427E, 649E, 1508E, 12178, 27474, 27488, 27485, 27497, 27508, 27509, 27630, 27631, 27633 to 27635, 41338, two 145E and four wood screws 1½ in. No. 16.....	3 00
27645	—	Under Driver, lever pressure, three speed, right hand (oil controlling pulley) complete, Nos. 27070, 27643 and 27644.....	4 00

UNDER DRIVER

BALL BEARING

LEVER PRESSURE, TWO SPEED, RIGHT HAND

NO.	PLATE	NAME	EACH
27750	2640	Cone Pulley (grooved) two speed, 3¾ in. and 5¼ in. diam., with 878d and 12459.....	\$ 60
25303	2641	Cone Pulley Ball, size ¼ in. per 100..	1 00
27753	2641	" " " Bearing Adjusting Ring.....	15
1143C	2641	Cone Pulley Ball Bearing Adjusting Ring Set Screw.....	03
27795	2641	Cone Pulley Ball Bearing Adjusting Ring Set Screw Washer..... per 100	25
878D	2641	Cone Pulley Oil Hole Stop Screw.....	06
12459	2641	" " " " Washer (leather)..... per 100..	50
27755	2640	Dress Guard.....	10
348C	2642	" " Screw.....	06
2718	2642	" " " Washer.....	01
27756	2640	Driving Pulley (grooved) 6 in. diam., with 315c, 7958 and 27598.....	60

UNDER DRIVER

NO.	PLATE	NAME	EACH
27598	—	Driving Pulley Friction Ring (leather)..	\$ 05
7958	2642	" " " " Stop Pin..	01
315C	2642	" " Set Screw.....	04
27757	2641	" " Shaft.....	60
25303	2641	" " Ball, size 1/4 in.	
		per 100.....	1 00
27751	2641	Driving Pulley Shaft Ball Bearing Collar	25
27752	2641	" " " " " "	
		Pin.....	04
27758	2641	Driving Pulley Shaft Ball Safety Washer	01
27759	2641	" " " Screw Bearing Ball	
		Case (left).....	20
27760	—	Driving Pulley Shaft Screw Bearing Ball	
		Case (left) complete, Nos. 27758,	
		27759, 27761 to 27763 and twelve	
		25303.....	50
27761	2641	Driving Pulley Shaft Screw Bearing Ball	
		Case (left) Friction Stud.....	10
25303	2641	Driving Pulley Shaft Screw Bearing Ball	
		Case (left) Friction Stud Ball, size	
		1/4 in.....per 100	1 00
27762	2641	Driving Pulley Shaft Screw Bearing Ball	
		Case (left) Friction Stud Ball Plate..	05
27763	2641	Driving Pulley Shaft Screw Bearing Ball	
		Case (left) Friction Stud Ball Plate	
		Washer.....	01
27754	2641	Driving Pulley Shaft Screw Bearing Ball	
		Case (left) Friction Stud Extension	
		Pin.....	02
1122C	2641	Driving Pulley Shaft Screw Bearing Ball	
		Case (left) Set Screw.....	03
27764	2641	Driving Pulley Shaft Screw Bearing Ball	
		Case (right).....	20
27765	—	Driving Pulley Shaft Screw Bearing Ball	
		Case (right) complete, Nos. 27758,	
		27764 and eight 25303.....	30
1122C	2641	Driving Pulley Shaft Screw Bearing Ball	
		Case (right) Set Screw.....	03
27766	2640	Frame with two 1122C.....	75
27767	2640	Lever with 27768 and two 27878.....	35
1093C	2642	" Adjusting Screw.....	10
1513E	2642	" " " Nut.....	05
27768	2642	" Brake (leather) two pieces.....	03
27878	2642	" " Rivet.....	01
1092E	2642	" Hinge Screw.....	20
1507E	2642	" " " Nut.....	05
27769	2642	" Spring.....	10

UNDER DRIVER

NO.	PLATE	NAME	EACH
27070	363	Shaft Driving Pulley (sectional, grooved)	
		10 in. diam., 1 1/16 in. bore, with two	
		597C.....	\$ 45
597C	2642	Shaft Driving Pulley Clamping Screw..	08
27636	363	Treadle.....	30
9082	2642	" Bearing Cotter Pin.....	01
27637	2640	" Pitman Rod (lower).....	05
27638	2642	" " " " Spring....	03
27639	2640	" " " (upper).....	05
9079	2640	" " " Clamp with 354C...	12
354C	2642	" " " Screw.....	06
27640	2640	Treadle Pitman complete, Nos. 2762,	
		9079 and 27637 to 27639.....	35
2878	363	Treadle Stand.....	15
2762	2642	" Stop Collar with 362F.....	10
362F	2642	" " " Set Screw.....	05
27642	—	Treadle complete, Nos. 2878, 9082,	
		27636 and four wood screws 1 in.	
		No. 16.....	45
27643	—	Treadle and Pitman complete, Nos.	
		27640 and 27642.....	30
27770	—	Transmitter complete, Nos. 348C, 1092E,	
		1093C, 1507E, 1513E, 2718, 27750 to	
		27752, 27754 to 27757, 27760, 27765	
		to 27767, 27769, two each 1143C,	
		27753, 27795, three wood screws 2 in.	
		No. 16 and twenty-two 25303.....	3 00
27771	—	Under Driver (ball bearing) lever	
		pressure, two speed, right hand, com-	
		plete, Nos. 27070, 27643 and 27770..	4 00

OBSOLETE PARTS

NO.	PLATE	NAME	EACH
12365	813	Crank Connecting Rod with 14013 and	
		two 896E, for 375.....	\$1 35
12496	813	Crank Connecting Rod with 14013 and	
		two 896E, for 908, use 20197.....	1 35
*14013	—	Crank Connecting Rod Cap.....	25
375C	782	" " " Hinge Screw.....	12
1518E	783	" " " " Nut	04
12225	768	Driving Arm Pitman Crank for 20141..	10
12476	5769	" " " " Spring for	
		20141.....	05
26742	1330	Edge Folder (right and left hand) com-	
		plete, for lace work, for 31-60 Machine	4 00

OBSOLETE PARTS

NO.	PLATE	NAME	EACH
19109	—	Face Plate, use 19304.....	\$ 50
19110	815	" " 19109 with 19154 and 19155, use 19305.....	1 00
19154	1220	Face Plate Thread Guard (lower) with 12152.....	25
19470	793	Feed Dog with 19118, for 1/2 in. to 3/16 in. gauge, for shoe staying, for 31-55 Machine, use 20205.....	1 50
12428	812	Feed and Feed Lifting Eccentric with 446c, for 31-54 Machine.....	50
19307	—	Feed and Feed Lifting Eccentric with 446c, use 12197.....	50
12429	813	Feed Forked Connection for 31-54 Machine.....	75
12200	1208	Feed Lifting Rock Shaft Crank (back) with 462c, use 3043.....	20
12430	813	Feed Lifting Rock Shaft Crank Connect- ing Rod (steel) with 12204 and two 145E, use 43976.....	80
*12204	—	Feed Lifting Rock Shaft Crank Connect- ing Rod Cap for 12430.....	—
58E	782	Feed Regulator Hinge Screw.....	12
12380	—	Feed Rock Shaft complete, Nos. 3043 and 12379, use 20333.....	50
3043	1208	Feed Rock Shaft Crank.....	15
2049	1220	" " " " Pin.....	01
462c	1221	" " " " Set Screw.....	02
*26426	—	Lap Seam Feller Folder for 26427.....	3 25
*26471	—	" " " " " 26472.....	3 25
26427	822	Lap Seam Feller (right hand) complete for 31-53 Machine, Nos. 18114 and 26426.....	3 40
26470	822	Lap Seam Feller (left hand) complete for 31-53 Machine, Nos. 18114 and 26396.....	3 40
26472	822	Lap Seam Feller (right hand) complete, to fold top only, for 31-53 Machine, Nos. 18114 and 26471.....	3 40
20368	1222	Needle Bar Connecting Stud complete, Nos. 453c, 12383 and 20367, use 12384	75
20367	1222	Needle Bar Connecting Stud Slide Block for 20368.....	35
12385	813	Needle Bar Crank with 855c and 858c, use 20188.....	80
855c	783	Needle Bar Crank Position Screw.....	08
696E	782	" " Plug Screw.....	03
12495	1220	" " " " Rivet...per 100	05

OBSOLETE PARTS

NO.	PLATE	NAME	EACH
12188	768	Oil Cover for 20141.....	\$ 05
397D	782	" " Screw.....	04
12485	—	" Cup with 12486, use 24022.....	25
19125	—	Oscillating Rock Shaft for 375c and 1902	1 00
19126	—	" " " 19125 with 12388.....	1 50
19166	818	" " " for 908c and 1902.....	1 00
19167	—	" " " 19166 with 12388.....	1 50
12443	817	" " " Oil Pad for 16508.....	01
16508	817	" " " " " Holder with 12443.....	05
238D	782	Oscillating Rock Shaft Oil Pad Holder Screw.....	02
12390	817	Oscillating Shaft Crank complete, Nos. 460c, 1518E, 1902 and 19496.....	65
1902	783	Oscillating Shaft Crank Roller and Screw Stud.....	35
1518E	783	Oscillating Shaft Crank Roller and Screw Stud Nut.....	04
20409	5788	Plaiting Blade Holder (lower) Spring Stop for 43861.....	15
43826	5782	Plaiting Blade (lower) Holder Hinge Stud for 43861.....	1 50
43861	5782	Plaiting Rock Shaft for 20409.....	4 00
860E	782	Presser Bar Plug Screw.....	03
20030	—	" Foot Plate.....	2 00
20031	822	Presser Foot (hinged) complete, hollow- ed across bottom between needle holes and keel, for riding seams, for 26427, 26470 and 26472, for 31-53 Machine, Nos. 18055, 20030 and 20130.....	2 75
26274	—	Presser Foot Plate for 26273.....	1 25
26273	1223	Presser Foot (hinged) complete, for light lap seam feller, for 31-52 and 31-54 Machines, Nos. 26274 to 26276.....	2 00
26330	—	Presser Foot Plate for 26329.....	1 75
26329	1226	Presser Foot (hinged) complete, for medium or heavy lap seam feller, for 31-52 and 31-54 Machines, Nos. 26275, 26276 and 26330.....	2 50
26737	1336	Ruffling Arm with 190D, for 26738, obsolete, use 26890.....	1 00
19134	1216	Shuttle (inside) Bobbin Case Latch and Position Finger for 19132.....	35
19132	1216	Shuttle (inside) Bobbin Case complete for 19129, Nos. 591F, 592E, 2521, 19134 and 19149.....	75
19129	1216	Shuttle (inside) 1 1/16 in. diam., Nos. 19131, 19132 and 19136, for 31-52 Machine.....	1 50

OBSOLETE PARTS

NO.	PLATE	NAME	EACH
19135	1216	Shuttle (outside) Bobbin Case Latch and Position Finger for 19170.....	\$ 35
19133	—	Shuttle (outside) Bobbin Case complete, Nos. 591F, 592E, 2521, 19135 and 19150, use 19170.....	75
19150	—	Shuttle (outside) Tension Spring for 19133.....	10
19170	1216	Shuttle (outside) Bobbin Case complete for 19130 and 19169, Nos. 591F, 592E, 2521, 19135 and 19172.....	75
19314	—	Shuttle (outside) Bobbin Case complete, Nos. 591F, 592E, 2521, 19172 and 19311, use 19313.....	75
19169	1217	Shuttle (outside) 1 $\frac{1}{8}$ in. diam., for gauges up to 1 $\frac{3}{8}$ in., Nos. 19131, 19170 and 19171, for 31-52 Machine.....	1 50
19130	1216	Shuttle (outside) 1 $\frac{1}{8}$ in. diam., for $\frac{1}{2}$ in. gauge and above, Nos. 19131, 19137 and 19170, for 31-52 Machine..	1 50
19277	—	Shuttle Race Body for 19282.....	1 75
19278	1212	" " Loop Separator for 19282.....	1 50
934D	1221	" " " " Screw....	02
19279	1212	" " Ring (inside) for 19282....	1 50
19280	1212	" " " (outside) for 19282....	1 50
19282	1212	Shuttle Race complete for 31-52 Machine, Nos. 19277 to 19280, two each 907D, 934D, 2533 and four 2532.....	6 00
19151	1222	Tension Plate for upper tension with 19152, for 19153.....	40
19152	1222	Tension Plate Stud for 19151.....	10
19153	—	Tension (upper) complete, Nos. 19151, two each 637F, 1547D, 1560C, 8238 and four 2102.....	95
19471	793	Throat Plate for 19470.....	1 20
19383	—	" " " 19384.....	1 00
19378	790	" " Loop Separator, for $\frac{1}{2}$ in. to $\frac{3}{8}$ in. gauge, for 19384.....	1 00
19384	790	Throat Plate 19383 with 219F and 19378, for 19306, use 20128.....	2 00

NUMERICAL LIST OF PARTS

NUMERICAL LIST OF PARTS

NO.	PLATE	NAME	EACH
25D	5783	Plaiting Regulator Connecting Link Hinge Screw for 31-63 Machine.....	\$ 15
32D	782	Bobbin Winder Frame Hinge Screw for 12172, 19260, 20809, 20498, 27651 and 27875.....	10
35D	1221	Bobbin Winder Stop Latch Hinge Screw for 27651 and 27875.....	07
58E	782	Feed Regulator Hinge Screw, obsolete.	12
65D	782	Driving Attachment Driving Arm Pitman Hinge Screw for 20141.....	12
66D	5788	Plaiting Rock Shaft Connecting Rod Hinge Screw (lower) for 31-63 Machine	08
66D	5788	Plaiting Rock Shaft Connecting Rod Hinge Screw (upper) for 31-63 Machine.....	08
75D	782	Driving Attachment Bobbin Winder Stop Latch Hinge Screw for 19260...	08
76D	782	Lifting Lever Connecting Rod Joint Hinge Screw (Foot and Knee Lifters)	06
76D	2061	Separating Blade Arm Hinge Screw for 35278.....	06
78D	2518	Box Plaiter Folder Blade Arm Hinge Screw for 28357.....	06
102D	2061	Separating Blade Arm Latch Lever Hinge Screw for 35278.....	04
102D	2061	Separating Blade Holder Hinge Screw for 35278.....	04
102D	1232	Throat Plate Cloth Guide Hinge Screw for 31-52 and 31-54 Machines (Shirt-Closing Parts).....	04
106D	1245	Presser Foot Shank Hinge Connection Screw for 35560.....	04
107D	2065	Presser Foot Hinge Connection Screw for 35331.....	03
108D	2061	Separating Blade Holder Spring Screw for 35278.....	04
118E	5783	Plaiting Regulator Bracket Screw for 31-63 Machine.....	08
127E	5783	Plaiting Connecting Rod Cap Screw for 43842.....	04
127D	5783	Plaiting Lever Shaft Bracket (left) Screw for 31-63 Machine.....	04

NUMERICAL LIST OF PARTS

NO.	PLATE	NAME	EACH
127D	5783	Plaiting Lever Shaft Bracket (right) Screw for 31-63 Machine.....	\$ 04
133F	2518	Box Plaiter Folder Blade Arm Regulating Screw for 28357.....	04
134D	1221	Tension Plate Screw.....	05
138E	1101	Under Driver Dress Guard Screw for 27644.....	05
142D	5788	Separating Blade Bracket Arm Screw for 31-63 Machine.....	04
144D	782	Arm Shaft Screw.....	08
145D	782	" Spool Bracket Screw.....	04
145E	782	Feed Lifting Rock Shaft Crank Connecting Rod Cap Screw for 12430 and 43976.....	04
145D	5776	Guide (right) Arm Bracket Screw for 31-61 Machine, obsolete.....	04
145D	782	Plaiting Cam Shaft Bracket Screw for 31-63 Machine.....	04
145D	782	Plaiting Regulator Bracket Adjusting Screw for 43858.....	04
145D	1324	Ruffling Arm Shaft Bracket (right) Screw for 31-60, 31-61 and 31-64 Machines.....	04
145D	782	Separating Blade Bracket Screw for 31-63 Machine.....	04
145F	782	Shuttle Race Screw.....	04
145E	782	Under Driver Oil Cup Screw for 27644.....	04
152F	782	Driving Attachment Bobbin Winder Stop Latch Adjusting Screw for 19258.....	03
155C	5788	Plaiting Rock Shaft Lever Hinge Stud Set Screw for 31-63 Machine.....	03
155C	1222	Thread Unwinder Spool Pin Set Screw for 41531.....	03
157E	782	Feed Lifting Rock Shaft Crank (front) Clamping Screw for 19120.....	04
157E	782	Feed Rock Shaft Crank Clamping Screw for 29633.....	04
157E	5783	Plaiting Regulator Connecting Link Adjusting Screw for 43859.....	04
158C	1206	Bed Frame Cushion Screw for 20067.....	03
159F	5787	Plaiting Gear (back) Set Screw for 43345.....	03
159D	1324	Ruffling Arm Shaft Bracket (left) Screw for 31-60, 31-61 and 31-64 Machines.....	03
171F	1221	Roller Needle Guard (round) Set Screw for 19211 to 19214.....	03
175D	5736	Lifting Presser Bar Guide Bracket Support Screw for 31-62 Machine.....	02

NUMERICAL LIST OF PARTS

NO.	PLATE	NAME	EACH
176F	1221	Roller Arm Lock Spring Screw for 19211 to 19214.....	\$ 03
178C	782	Bell Crank Bracket Screw (Foot and Knee Lifters).....	03
180F	782	Bobbin Winder Spring Screw for 12172, 19260, 20309 and 20498.....	03
181D	1323	Ruffling Regulator Stop Screw for 31-60, 31-61 and 31-64 Machines.....	04
185H	2070	Presser Foot Screw for 35305 and 36004.....	02
185H	2070	" " (left) Screw for 35812.....	02
190D	2518	Box Plaiter Folder Blade Arm Bracket Screw for 28857.....	03
190D	782	Face Plate Screw for all machines except 31-62.....	03
190D	5780	Guide (right) and Separating Blade Screw for 31-64 Machine.....	03
190D	782	Presser Foot Screw for 31-51 to 31-55, 31-60, 31-61 and 31-64 Machines.....	03
190D	782	Roller Presser Screw for 31-51 and 31-55 Machines.....	03
190D	5774	Ruffler Arm Clamping Screw for 26889 and 38179.....	03
190D	2070	Ruffler Starting Lever Clamping Screw for 28601.....	03
191C	1221	Feed Dog Screw.....	03
193D	5773	Lifting Presser Foot Screw for 31-62 Machine.....	03
193F	1221	Stay Guide Screw for 26268.....	03
198D	1255	Presser Foot (right) Shank Cap Screw for 35812.....	02
199D	5772	Lifting Presser Bar Bell Crank Cap Screw for 43956.....	04
199D	5772	Lifting Presser Bar Bell Crank Connecting Link Cap Screw for 43956.....	04
199D	5783	Plaiting Rock Shaft Cap Screw for 31-63 Machine.....	04
199F	5772	Vibrating Presser Bar Cap Screw for 43949.....	04
207F	2518	Box Plaiter Folder Blade Arm Stop Lever Screw for 28357.....	02
207F	5777	Edge Folder Holder Screw for 31-61 and 31-64 Machines.....	02
207F	817	Guide Screw for 19230 for 31-51 and 31-52 Machines.....	02
207F	817	Lap Seam Feller Holder Screw for 18118.....	02
207F	817	Roller Needle Guard (flat) Screw for 19211 and 19213.....	02

NUMERICAL LIST OF PARTS

NO.	PLATE	NAME	EACH
207F	5774	Ruffling Arm Adjusting Screw for 26890, 43952 and 43958.....	\$ 02
207F	817	Ruffling Separating Blade Holder Screw for 31-60 Machine.....	02
208D	5783	Plaiting Blade (lower) Screw for 31-63 Machine.....	02
208D	5783	Plaiting Blade (upper) Screw (long) for 31-63 Machine.....	02
209F	1221	Needle Set Screw for 19276.....	02
209F	1221	" " " (right) for 19308.....	02
209F	2069	Ruffler Needle Clamp Screw for 35307.....	02
210D	1222	Driving Attachment Balance Wheel Oil Cover Screw for 20141.....	04
211F	1206	Bed Frame Hinge Connection Cap Screw for 19398.....	02
212C	5783	Plaiting Blade (lower) Holder Cap Screw for 31-63 Machine.....	04
212C	5783	Plaiting Blade (upper) Holder Cap Screw for 31-63 Machine.....	04
213F	1221	Oil Cup Screw for 24022.....	03
217F	2061	Edge Folder Screw for 35284.....	03
217F	2061	" Guide (upper) Screw for 35282.....	03
217D	5773	Vibrating Presser Foot Screw for 31-62 Machine.....	03
219D	790	Arm Side Cap Screw for all machines except 31-62.....	02
219F	790	Face Plate Screw for 31-62 Machine.....	02
219F	790	Folder Holder Seat Cover Screw for 31-53 and 31-54 Machines.....	02
219F	5776	Guide (right) Arm Lock Spring Screw for 31-61 Machine, obsolete.....	02
219F	5776	Guide (right) Arm Stop Screw for 31-61 Machine, obsolete.....	02
219F	790	Guide Screw for 19230 for 31-51 Machine, obsolete.....	02
219F	790	Presser Foot Ribbon Guide Screw for 28843.....	02
219F	5774	Ruffling Arm Set Screw for 26889.....	02
219F	5783	Separating Blade Holder Screw for 31-63 Machine.....	02
219F	790	Spool Holder Bracket Screw for 26763.....	02
219F	790	Throat Plate Loop Separator Screw for 19384 and 20128.....	02
219F	5773	Vibrating Presser Bar Cap Screw for 19367.....	02
220D	1245	Presser Foot Cap Screw for 35331 and 35560.....	02

NUMERICAL LIST OF PARTS

NO.	PLATE	NAME	EACH
225F	1323	Ruffling Regulator Set Screw for 24211 and 43963.....	\$ 03
225F	5786	Slack Thread Regulator Adjusting Screw for 31-63 Machine.....	03
226D	5777	Guide (left, upper) Screw for 31-61 and 31-64 Machines.....	02
226D	5776	Guide (right) Screw for 31-61 Machine, obsolete.....	02
226D	5776	Guide (right) Separating Blade Screw for 31-61 Machine, obsolete.....	02
226D	5774	Ruffling Blade Holder Cap Screw for 28845, 35305, 35812, 36004, 43953 and 43959.....	02
228D	5783	Plaiting Blade (upper) Screw (short) for 31-63 Machine.....	02
228D	5783	Plaiting Regulator Adjusting Stud Stop Screw for 43855.....	02
228D	5783	Presser Foot Extension Screw for 19216.....	02
228D	5783	" " Strip Gauge Screw for 19216.....	02
229D	782	Oscillating Shaft Crank Slide Block Cap Screw for 19390.....	02
233D	2442	Guide (right) Holder Cap Screw for 31-64 Machine.....	02
233D	5774	Presser Foot Spring Bracket Screw for 20481.....	02
233D	5774	Presser Foot Spring Screw for 20481.....	02
238D	782	Oscillating Rock Shaft Oil Pad Holder Screw, obsolete.....	02
239D	2061	Separating Blade Arm Latch Lever Spring Screw for 35278.....	02
240D	1232	Throat Plate Spring Guide Screw for 19484, 20175, 20318, 20392, 24448 and 24450.....	02
286D	783	Arm Side Cover Thumb Screw.....	10
286D	783	Face Plate Thumb Screw for all machines except 31-62.....	10
286D	783	Tape Holder Disc Hub Thumb Screw for 35925.....	10
286D	783	Tape Holder Tension Adjusting Collar Thumb Screw for 26073.....	10
287D	783	Spool Holder Bracket Thumb Screw for 26763.....	10
296C	3826	Band Wheel Crank Screw Centre for 46521 and 46529.....	10
297C	3826	Treadle Screw Centre for 46521, 46528 and 46529.....	10

NO.	PLATE	NAME	EACH
307C	783	Feed Lifting Rock Shaft Screw Centre..	\$ 06
307C	783	" Rock Shaft Screw Centre.....	06
313C	783	" Bar Screw Centre.....	04
315C	2642	Under Driver Driving Pulley Set Screw for 27756.....	04
316F	1221	Roller Arm Bracket Screw Centre for 19211 to 19214.....	03
329D	5776	Guide (right) Arm Bracket Cap (back) Screw (left) for 31-61 Machine, obsolete	02
329D	5776	Guide (right) Arm Bracket Cap (front) Screw (left) for 31-61 Machine, obsolete	02
333D	782	Bobbin Winder Friction Wheel Washer Screw for 12171, 16515 and 20308...	04
335D	5776	Guide (right) Arm Bracket Cap (back) Screw (right) for 31-61 Machine, obsolete	02
335D	5776	Guide (right) Arm Bracket Cap (front) Screw (right) for 31-61 Machine, obsolete	02
335D	5773	Vibrating Presser Bar Spring Screw for 31-62 Machine.....	02
337D	2061	Separating Blade Screw for 35278.....	02
348C	2642	Under Driver Dress Guard Screw for 27770.....	06
354C	1101	Treadle Pitman Rod Clamp Screw for 9079.....	06
356C	3817	Band Wheel Shaft Driving Flange Set Screw for 25429.....	06
356C	783	Rock Shaft Knee Arm Hub Set Screw for 2766 and 20462.....	06
356C	783	Rock Shaft Knee Plate Set Screw for 2767.....	06
356C	783	Rock Shaft Lifting Arm Set Screw for 20464.....	06
356C	783	Rock Shaft Lifting Bracket Hook Set Screw for 6337.....	06
356C	783	Rock Shaft Lifting Bracket Set Screw for 6337.....	06
356C	783	Rock Shaft Stop Dog Set Screw for 2770	06
356C	783	Under Driver Driving Pulley Hollow Stud Set Screw for 27644.....	06
359C	5783	Plaiting Connecting Rod Adjusting Screw for 43842.....	06
362F	1221	Treadle Stop Collar Set Screw for 2762.	05
363C	5783	Plaiting Lever Set Screw for 43850....	05
375C	782	Crank Connecting Rod Hinge Screw, obsolete.....	12

NO.	PLATE	NAME	EACH
375C	782	Feed Connecting Link Hinge Screw... \$	12
375C	782	" Forked Connection Hinge Screw..	12
375C	782	" Lifting Rock Shaft Crank Connect- ing Rod Hinge Screw.....	12
375C	5772	Lifting Presser Bar Bell Crank Driving Arm Eccentric Connection Hinge Screw for 31-62 Machine.....	12
397D	782	Oil Cover Screw, obsolete.....	04
401E	2518	Box Plaiter Folder Blade Screw for 23857.....	02
405E	1226	Lap Seam Feller Folder Slide Spring Screw for 26272.....	02
418D	1221	Bobbin Winder Tension Screw Stud for 27308.....	08
427E	1101	Driving Attachment Driving Arm Friction Plug Adjusting Screw for 19260.....	08
427E	1101	Under Driver Lever Centre Plug Ad- justing Screw for 27644.....	08
430C	1144	Thread Take-up Lever Link Hinge Pin Set Screw.....	04
433C	1101	Under Driver Driving Pulley Screw Centre Bearing for 27630.....	08
435C	3817	Driving Arm Hinge Pin Set Screw for 25431 and 25432.....	04
435C	1222	Driving Attachment Balance Wheel Set Screw for 16592.....	04
440F	1221	Roller Arm Adjusting Screw for 19211 to 19214.....	03
446C	783	Feed Cam and Feed Lifting Eccentric Set Screw for 12197 and 20027.....	03
446C	783	Feed and Feed Lifting Eccentric Set Screw for 12428, 19275, 19307 and 20283.....	03
446C	5783	Plaiting Lever Shaft Crank Set Screw for 43854.....	03
448C	783	Arm Shaft Flanged Bushing (back) Set Screw.....	03
448C	783	Balance Wheel Set Screw for 4370 and 12358.....	03
448C	783	Lifting Lever Pin Set Screw for 12237 and 20340.....	03
448C	783	Needle Bar Crank and Lifting Eccentric Set Screw for 19365.....	03
448C	783	Oscillating Rock Shaft Hinge Pin Set Screw.....	03
448C	5783	Plaiting Eccentric Set Screw for 43844.	03

NUMERICAL LIST OF PARTS

NO.	PLATE	NAME	EACH
448C	783	Thread Take-up Spring Regulator Set Screw.....	\$ 03
449C	5787	Plaiting Gear (front) Set Screw for 43846	02
449C	5787	Plaiting Gear (intermediate) Stud Set Screw for 43841.....	02
453C	788	Balance Wheel Set Screw for 43820.....	02
453C	788	Lifting Presser Bar Guide Bracket Set Screw for 24589.....	02
453C	788	Needle Bar Connecting Stud Set Screw for 12384 and 20368.....	02
453C	788	Presser Bar Guide Bracket Set Screw for 12826 and 20059.....	02
453C	1323	Ruffling Eccentric Collar Set Screw for 24208.....	02
453C	1323	Ruffling Eccentric Set Screw for 24207.	02
453C	788	Shuttle Driver Set Screw for 19139.....	02
453C	788	Thread Unwinder Thread Guard Rod Set Screw for 27940.....	02
457C	5779	Ruffling Arm Shaft Collar Set Screw for 21506.....	02
460F	788	Needle Set Screw for 19124.....	02
460F	788	" " " (left) for 19308.....	02
460C	788	Oscillating Shaft Crank Set Screw for 12390 and 19388.....	02
460C	1323	Ruffling Arm Shaft Collar Set Screw for 6538.....	02
462C	1221	Feed Lifting Rock Shaft Crank (back) Set Screw for 8043, 12200 and 16556.	02
462C	1221	Feed Rock Shaft Crank Set Screw, obsolete.....	02
463C	5776	Guide (right) Arm Gib Adjusting Screw for 36218, obsolete.....	02
465C	1227	Presser Foot (spring presser) Bracket Set Screw for 19477.....	02
468C	2442	Guide (right) Holder Locking Pin Spring Bushing Set Screw for 26439.....	02
468F	5791	Presser Foot Spring Bar Set Screw for 43866.....	02
514C	2442	Guide (right) Holder Locking Pin for 31-64 Machine.....	10
534E	3817	Driving Segment Bolt with 1510E, for 25255.....	03
560C	2070	Ruffling Blade Lever Adjusting Thumb Screw for 35305, 35812 and 36004...	08
579F	5738	Separating Blade Screw for 31-63 Machine.....	02
591F	1216	Shuttle (inside) Tension Regulating Screw for 19132, 19312 and 43875...	02

NUMERICAL LIST OF PARTS

NO.	PLATE	NAME	EACH
591F	1216	Shuttle (outside) Tension Regulating Screw for 19133, 19170, 19313 and 19314.....	\$ 02
592D	5776	Guide (left) Holder Stop Screw for 31-61 and 31-64 Machines.....	02
592E	1216	Shuttle (inside) Bobbin Case Latch and Position Finger Stop Screw for 19132, 19312 and 43875.....	02
592E	1216	Shuttle (outside) Bobbin Case Latch and Position Finger Stop Screw for 19133, 19170, 19313 and 19314.....	02
597C	2642	Shaft Driving Pulley Clamping Screw for 27070 and 27072.....	08
624C	5786	Plaiting Cam Shaft (upright) Collar Set Screw for 43840.....	03
634D	1221	Roller Screw for 1875.....	08
649E	1222	Under Driver Belt Guard Screw for 27644.....	05
651E	1221	Shuttle Race Slide Friction Spring Screw for 19148, 19185 and 19189.....	02
651E	1221	Shuttle Race Slide Guide (front) Spring Screw for 35301.....	02
652D	1222	Roller Screw for 1908.....	08
662D	782	Shuttle Race Slide (outside) Friction Spring Screw for 19322, 19491 and 19492.....	02
665D	5776	Guide (left) Holder Lock Spring Screw for 31-61 and 31-64 Machines.....	02
665D	5776	Guide (left) Holder Slide Screw for 31-61 and 31-64 Machines.....	02
665D	5774	Ruffling Blade Screw for 28845, 35805, 35812, 36004, 43953 and 43959.....	02
688E	783	Pressure Regulating Thumb Screw....	25
689C	782	Lifting Presser Bar Lifter Screw for 31-62 Machine.....	10
689C	782	Presser Bar Lifter Screw for all machines except 31-62.....	10
690E	1144	Thread Take-up Crank Wedge Screw...	05
691F	782	Spool Holder Spindle Thread Guiding Disc Screw for 26764.....	04
691F	782	Shuttle Race Slide Guide Screw for 31-51, 31-52 and 31-62 Machines.....	04
691F	782	Throat Plate Screw.....	04
692D	783	Bobbin Winder Bracket Screw for 12172, 20141, 20309 and 20498.....	10
693D	782	Driving Attachment Driving Arm Hinge Screw for 19260.....	40

NUMERICAL LIST OF PARTS

NO.	PLATE	NAME	EACH
696E	782	Needle Bar Plug Screw, obsolete.....	\$ 03
706D	1255	Presser Foot (right) Shank Stop Screw for 35812.....	02
714D	5783	Strip Guide Thumb Screw for 31-63 Machine.....	05
735C	1227	Presser Foot (spring presser) Guide Set Screw for 4460.....	02
735C	1222	Thread Unwinder Thread Guard Set Screw for 41437.....	02
736D	1221	Tape Holder Foot Screw for 26064 and 26325.....	10
742E	1323	Ruffling Eccentric Connection Cap Screw for 24219.....	05
743C	5773	Needle Bar Crank and Lifting Eccentric Position Screw for 19865.....	05
748E	782	Arm Screw (back).....	08
748E	3817	Brace Screw for 25255 and 25265.....	08
766D	782	Lifting Lever Link Hinge Screw (Foot and Knee Lifters).....	05
775E	1144	Thread Take-up Lever Cap Screw.....	06
793D	5788	Plaiting Rock Shaft Lever Roller and Stud Thumb Screw for 31-63 Machine	08
793D	5788	Presser Foot Thumb Screw for 31-63 Machine.....	08
794E	1144	Needle Bar Connecting Link Adjusting Screw for 12382.....	05
795C	5783	Plaiting Regulator Crank Set Screw for 43860.....	06
802D	782	Lifting Lever Hinge Screw (Foot and Knee Lifters).....	10
818D	783	Feed Regulator Thumb Screw.....	10
854E	783	Arm Screw (front).....	12
855C	783	Needle Bar Crank Position Screw for 12385, obsolete.....	08
858C	783	Needle Bar Crank Set Screw for 12385 and 20188.....	03
860E	782	Presser Bar Plug Screw, obsolete.....	03
861D	1222	Driving Attachment Driving Friction Pulley Oil Hole Plug Screw for 16594	03
878D	783	Oscillating Rock Shaft Hinge Pin Oil Hole Stop Screw.....	06
878D	2641	Under Driver Cone Pulley Oil Hole Stop Screw for 27750.....	06
880E	1222	Brace Section Screw for 46527.....	06
896E	1221	Crank Connecting Rod Cap Screw for 12365, 12496 and 20197.....	04
905D	817	Thread Guide Screw for 19162.....	04

NUMERICAL LIST OF PARTS

NO.	PLATE	NAME	EACH
907D	1221	Shuttle Race Ring Spring Screw for 19282, 19823, 19882, 24013, 24014 and 24493.....	\$ 07
908C	1221	Crank Connecting Rod Hinge Screw ...	12
914F	2442	Guide (right) Screw for 31-64 Machine.	04
914F	1221	Shuttle Race Slide Guide Screw for 19189.....	04
916F	1146	Tension Screw Stud for 19195.....	08
934D	1221	Shuttle Race Loop Separator Screw for 19282, obsolete.....	02
936E	1221	Needle Bar Screw Bushing.....	06
947C	5786	Plaiting Cam Shaft (upright) Bevel Gear Set Screw for 43839.....	05
965D	5773	Lifting Presser Bar Bell Crank Driving Arm Shaft Bracket Screw for 31-62 Machine.....	04
969C	1208	Oscillating Shaft Crank Slide Block Screw Stud for 19890.....	15
972C	3826	Band Wheel Set Screw for 25301.....	08
998C	5786	Plaiting Cam Shaft (horizontal) Bevel Gear Set Screw for 43837.....	04
1000C	2518	Box Plaiter Folder Blade Arm Bracket Extension Screw for 28357.....	06
1049D	2070	Ruffler Ruffling Blade Lever Stop Screw for 35305, 35812 and 36004.....	02
1053D	1241	Shuttle Race Needle Guard Screw for 19323, 24013 and 24493.....	02
1065C	1222	Needle Bar Crank Position Screw for 20188.....	10
1092E	2642	Under Driver Lever Hinge Screw for 27770.....	20
1093C	2642	Under Driver Lever Adjusting Screw for 27770.....	10
1101C	2070	Ruffler Driving Lever Hinge Screw for 35305, 35812 and 36004.....	10
1108F	1323	Ruffling Regulator Thumb Screw for 31-60, 31-61 and 31-64 Machines....	12
1122C	2641	Under Driver Driving Pulley Shaft Screw Bearing Ball Case (left) Set Screw for 27766.....	03
1122C	2641	Under Driver Driving Pulley Shaft Screw Bearing Ball Case (right) Set Screw for 27766.....	03
1128E	1222	Feed Regulator Hinge Screw.....	12
1143C	2641	Under Driver Cone Pulley Ball Bearing Adjusting Ring Set Screw for 27770.	03
1149C	1222	Thread Unwinder Spool Rest Set Screw for 41531.....	04

NUMERICAL LIST OF PARTS

NO. PLATE	NAME	EACH
1186E 5788	Plaiting Rock Shaft Crank Clamping Screw for 43863.....	\$ 04
1312C 3817	Band Wheel Set Screw for 25329.....	08
1438D 5778	Ruffling Arm Clamping Screw for 43950, obsolete.....	08
1507E 3826	Band Wheel Crank Screw Centre Nut for 46521 and 46529.....	05
1507E 3826	Treadle Screw Centre Nut for 46521, 46528 and 46529.....	05
1507E 2642	Under Driver Lever Hinge Screw Nut for 27770.....	05
1508E 1101	Driving Attachment Driving Arm Friction Plug Adjusting Screw Nut for 19260.....	06
1508E 3817	Leg Stay Rod Nut for 25255.....	06
1508E 1101	Under Driver Lever Centre Plug Adjusting Screw Nut for 27644.....	06
1510E 3817	Driving Segment Bolt Nut for 534E.....	02
1513E 783	Feed Lifting Rock Shaft Screw Centre Nut.....	05
1513E 783	Feed Rock Shaft Screw Centre Nut.....	05
1513E 2642	Under Driver Lever Adjusting Screw Nut for 27770.....	05
1518E 783	Crank Connecting Rod Hinge Screw Nut, obsolete.....	04
1518E 783	Feed Connecting Link Hinge Screw Nut.....	04
1518E 783	" Forked Connection Hinge Screw Nut.....	04
1518E 783	Feed Lifting Rock Shaft Crank Connecting Rod Hinge Screw Nut.....	04
1518E 5772	Lifting Presser Bar Bell Crank Driving Arm Eccentric Connection Hinge Screw Nut for 31-62 Machine.....	04
1518E 783	Oscillating Shaft Crank Roller and Screw Stud Nut for 12390, obsolete..	04
1518E 783	Oscillating Shaft Crank Slide Block Screw Stud Nut for 19388.....	04
1519E 783	Feed Bar Screw Centre Nut.....	03
1520E 783	Lifting Presser Bar Lifter Screw Nut for 31-62 Machine.....	03
1520E 3826	Pitman Rod Lock Nut for 46520.....	03
1520E 783	Presser Bar Lifter Screw Nut for all machines except 31-62.....	03
1521E 1222	Lifting Lever Connecting Rod Lock Nut (Foot and Knee Lifters).....	03
1528D 1222	Roller Screw Nut for 1875 and 1903.....	03
1529D 2518	Box Plaiter Folder Blade Arm Regulating Screw Nut for 28357.....	03

NUMERICAL LIST OF PARTS

NO. PLATE	NAME	EACH
1541B 1222	Tape Spool Fixture Regulating Thumb Nut for 4517.....	\$ 05
1546D 5786	Plaiting Rock Shaft Hinge Pin Nut (brass) for 31-63 Machine.....	10
1547D 1146	Roller Arm Adjusting Screw Nut for 19211 to 19214.....	03
1547D 1146	Roller Arm Bracket Screw Centre Nut for 19211 to 19214.....	03
1547D 1146	Tension Screw Stud Nut for 19153 and 19195.....	03
1549D 1222	Roller Arm Lock Spring Screw Nut for 19211 to 19214.....	03
1550H 783	Driving Attachment Bobbin Winder Stop Latch Adjusting Screw Nut for 19258.....	03
1550H 5783	Plaiting Blade (lower) Holder Spring Stop Screw Nut for 31-63 Machine...	03
1550H 5783	Plaiting Blade (upper) Holder Spring Stop Screw Nut for 31-63 Machine...	03
1550H 5774	Ruffling Blade Holder Stud Nut for 28345, 35305, 35812, 36004, 43953 and 43959.....	03
1560C 1146	Tension Regulating Thumb Nut for 19153 and 19195.....	04
1562D 1222	Bobbin Winder Tension Regulating Thumb Nut for 27308.....	04
1564D 2442	Guide (right) Holder Locking Pin Head for 31-64 Machine.....	05
1579C 783	Driving Attachment Driving Arm Hinge Screw Nut for 19260.....	08
1603H 2070	Ruffler Ruffling Blade Lever Adjusting Thumb Screw Nut for 35305, 35812 and 36004.....	02
1607D 1227	Presser Foot (spring presser) Stop Nut for 19478.....	03
1619E 1222	Crank Connecting Rod Hinge Screw Nut	05
1641E 1323	Ruffling Regulator Stop Screw Nut for 31-60, 31-61 and 31-64 Machines....	05
1641E 1323	Ruffling Regulator Thumb Screw Nut for 31-60, 31-61 and 31-64 Machines.	05
1647C 2070	Ruffler Driving Lever Hinge Screw Nut for 35305, 35812 and 36004.....	15
1667D 5786	Plaiting Cam Thumb Nut for 31-63 Machine.....	45
1668C 5783	Plaiting Blade (lower) Holder Hinge Stud Nut for 31-63 Machine.....	05
1668C 5783	Plaiting Blade (upper) Holder Hinge Stud Nut for 31-63 Machine.....	05

NUMERICAL LIST OF PARTS

NO.	PLATE	NAME	EACH
1668C	5783	Plaiting Regulator Adjusting Stud Nut for 31-63 Machine.....	\$ 05
1670E	3826	Pitman Rod Ball Screw Bearing Nut for 46520.....	05
1875	1210	Roller, 1½ in. diam., with 634D and 1528D, for 19213 and 19214.....	60
1902	783	Oscillating Shaft Crank Roller and Screw Stud for 12390, obsolete.....	35
1903	1210	Roller, 1¼ in. diam., with 652D and 1528D, for 19211 and 19212.....	40
1904	1144	Needle Bar Connecting Stud Roller (roller only) for 12384.....	12
1977	5788	Plaiting Rock Shaft Lever Roller and Stud for 31-63 Machine.....	40
2022	1220	Driving Attachment Driving Arm Pitman Crank Pin for 20141.....	01
2022	1220	Driving Attachment Starting Crank Pin for 20141.....	01
2049	1220	Feed Lifting Rock Shaft Crank (back) Pin.....	01
2049	1220	Feed Rock Shaft Crank Pin, obsolete..	01
2049	5772	Lifting Presser Bar Bell Crank Driving Arm Pin for 19361.....	01
2049	1220	Oscillating Shaft Crank Pin.....	01
2049	1220	Shuttle Driver Pin.....	01
2062	1145	Presser Bar Lifter for all machines except 31-62.....	20
2106	1220	Bobbin Winder Tension Thread Guide for 27308.....	01
2269	1146	Driving Attachment Bobbin Winder Stop Latch Stop Pin for 16518.....	01
2269	1146	Tension Releasing Lever (intermediate) Hinge Pin for 19195.....	01
2273	817	Needle Clamp Pin.....	01
2291	5774	Ruffling Arm Adjusting Screw Washer for 26890, 43952 and 43958.....	01
2296	2442	Guide (right) Holder Locking Pin Spring Bushing for 31-64 Machine.....	06
2297	2442	Guide (right) Holder Locking Pin Spring for 31-64 Machine.....	02
2301	2442	Guide (right) Holder Stop Pin for 36300	01
2415	812	Arm Spool Bracket for 15063.....	25
2455	1220	Bobbin Winder Tension Disc for 27308..	02
2521	1255	Presser Foot (right) Spring for 35809..	02
2521	1216	Shuttle (inside) Bobbin Case Latch and Position Finger Spring for 19132, 19312 and 43875.....	02

NUMERICAL LIST OF PARTS

NO.	PLATE	NAME	EACH
2521	1216	Shuttle (outside) Bobbin Case Latch and Position Finger Spring for 19133, 19170, 19313 and 19314.....	\$ 02
2532	1245	Presser Foot Hinge Pin for 35560..per 100	10
2532	1255	" " (right) Hinge Pin for 35809 per 100.....	10
2532	1220	Shuttle Race Ring Position Pin for 19282, 19323, 19382, 24013, 24014 and 24493.....per 100	10
2533	1215	Shuttle Race Ring Spring for 19282, 19323, 19382, 24013, 24014 and 24493	12
2653	1232	Throat Plate Cloth Guide Stop Pin for 20175 and 20318.....	01
2656	1255	Presser Foot (right) Shank Spring for 35812.....	02
2718	2642	Under Driver Dress Guard Screw Washer for 27770.....	01
2762	1206	Treadle Stop Collar with 362F, for 14233, 15130 and 27640.....	10
2763	819	Rock Shaft for 2777, 4880 and 12250...	10
2764	5763	" " Hanger (back) with two wood screws 1 in. No. 10, for 20465..	08
2765	766	Rock Shaft Knee Arm for 2768 and 20463.....	10
2766	766	Rock Shaft Knee Arm Hub with 356c, for 2768.....	15
2767	766	Rock Shaft Knee Plate with 356c, for 2768 and 20463.....	18
2768	—	Rock Shaft Knee Arm complete for 2777 and 12250, Nos. 2765 to 2767...	40
2770	819	Rock Shaft Stop Dog with 356c, for 2777, 4880, 12250 and 20465.....	12
2777	766	Rock Shaft complete for 12445 and 20341, Nos. 2763, 2768, 2770, 2778, 6337 and two 12242.....	1 00
2778	766	Rock Shaft Lifting Bracket Hook for 2777 and 12250.....	05
2877	818	Driving Attachment Treadle Pitman Rod (upper) for 15130.....	05
2878	363	Treadle Stand for 27642.....	15
2921	1146	Tension Disc for 19195.....	05
2923	1146	" Spring for 19195.....	05
2928	1207	Driving Attachment Driving Arm Brake (leather) for 16518.....	05
2974	2065	Presser Foot Cap Position Pin for 35329 per 100.....	10

NUMERICAL LIST OF PARTS

NO.	PLATE	NAME	EACH
3033	1145	Feed Connecting Link.....	\$ 20
3039	768	" Regulator.....	25
3043	1208	" Lifting Rock Shaft Crank (back) with 462C, for 20015.....	15
3043	1208	Feed Rock Shaft Crank for 12380, obsolete.....	15
3094	1144	Thread Take-up Crank Wedge.....	10
4347	1161	Wrench for 1513 and 1518, (Attach- ments and Accessories).....	15
4370	5768	Balance Wheel (stand) heavy rim, 3 in. pulley, with two 448C, for all machines except 31-63.....	75
		Nos. 4460 to 4462 FOR 19478.	
4460	1227	Presser Foot (spring presser) Guide with 735C.....	75
4461	1227	Presser Foot (spring presser) Spring....	02
4462	1227	" " " " " Screw Bushing.....	15
4515	793	Throat Plate Spring Guide for 19481 and 24584.....	25
4516	816	Tape Spool Fixture (wire) with fixed cone for 4517.....	60
4517	816	Tape Spool Fixture (wire) with fixed cone, complete, Nos. 1541B, 4516, 4518 and 8019.....	75
4518	1206	Tape Spool Fixture Cone for 4517.....	10
4604	2061	Separating Blade Holder Spring Stop Pin for 35278..... per 100.	10
4621	1220	Presser Foot Spring Pin for 20177. per 100.....	25
4715	816	Spool Fixture (wire) with two 10145, for 4716.....	55
4716	816	Spool Fixture (wire) complete, Nos. 4715, two 4717 and three 4718.....	75
4717	820	Spool Fixture Flange for 4716.....	10
4718	820	" " Washer (felt) for 4716....	01
4777	5771	Roller Arm Bracket for 19213.....	35
4784	1101	Oscillating Rock Shaft Oil Pad for 19387	01
4822	1207	Wrench for 1521, 1528, 1547 and 1549 (Attachments and Accessories).....	05
4855	5772	Lifting Presser Bar Lifter for 31-62 Machine.....	25
4879	814	Chain Connecting Link for 4885.....	03
4880	819	Rock Shaft complete for 20008 and 43928, Nos. 2763, 2770, 7125, 12243 and two each 6337 and 12242.....	1 00

NUMERICAL LIST OF PARTS

NO.	PLATE	NAME	EACH
		Nos. 4881 to 4884 for 4885.	
4881	819	Treadle.....	\$ 30
4882	817	" Shaft.....	05
4883	814	" Spring.....	10
4884	819	" Stand.....	25
4885	819	Treadle complete for 20008 and 43928, Nos. 4879, 4881 to 4884 and two wood screws 1 in. No. 16.....	75
5564	3817	Band Wheel Shaft Driver (left) Clutch Spring Hook for 25424.....	01
5564	3817	Band Wheel Shaft Driver (right) Clutch Spring Hook for 25428.....	01
5596	768	Bell Crank for 5598.....	05
5598	768	Bell Crank complete, Nos. 5596, 5599, 5601 and 5735 (Foot and Knee Lifters)	20
5599	768	Bell Crank Bracket for 5598.....	08
5601	1220	" " Hinge Pin for 5598.....	01
5670	—	Chain, length 26 in. to 35 in., for 20008 and 43928.....	15
5735	1220	Bell Crank Spring for 5598.....	02
5960	768	Bobbin Winder Friction Wheel (leather) for 12171, 16515, 20308 and 20497....	10
5961	768	Bobbin Winder Friction Wheel Washer for 12171, 16515, 20308 and 20497....	05
5963	768	Bobbin Winder Spindle Flange for 12171, 16515, 20308 and 20497.....	06
6267	1232	Hemmer Folder for 31-52 and 31-54 Machines (Shirt-Closing Parts).....	02
6337	819	Rock Shaft Lifting Bracket with two 356C, for 2777, 4880 and 12250.....	20
6533	1323	Ruffling Arm Shaft Collar with 460C, for 31-60 and 31-61 Machines.....	25
7071	1220	Guide Screw Washer for 19230.....	01
7071	5780	" (right) and Separating Blade Screw Washer for 31-64 Machine.....	01
7071	1220	Stay Guide Screw Washer for 26268....	01
7125	819	Rock Shaft Lifting Bracket Hook for 5670 for 4880.....	15
7298	5774	Presser Foot Hinge Pin for 20481 per 100	10
		Nos. 7308 to 7310 FOR 35560.	
7308	1245	Presser Foot Bracket.....	2 00
7309	1245	" " Cap.....	50
7310	1245	" " Shank Hinge Connection...	75
7311	2065	" " Hinge Connection Pin for 35326 and 35327.....	05
7311	1245	Presser Foot Shank Pin for 35558 and 35559.....	05

NUMERICAL LIST OF PARTS

NO.	PLATE	NAME	EACH
7336	817	Thread Take-up Spring Regulator.....	\$ 25
7539	766	Rock Shaft Hanger with two wood screws 1 in. No. 10, for 12250.....	08
7556	1210	Roller Arm Lock Spring for 19211 to 19214.....	05
7958	1220	Driving Attachment Balance Wheel Friction Ring Stop Pin for 16592....	01
7958	1220	Under Driver Driving Pulley Friction Ring Stop Pin for 27630 and 27756..	01
7958	1220	Under Driver Driving Pulley Screw Centre Bearing Dowel Pin for 27630..	01
8019	1206	Tape Spool Fixture Spring for 4517....	02
8336	5783	Plaiting Cam Position Pin for 43836....	01
8505	5777	Edge Folder Spring Rivet for 36205. per 100.....	10
8505	1227	Lap Seam Feller Holder Spring Rivet for 18118..... per 100..	10
8582	1220	Arm Dowel Pin.....	02
8905	5783	Plaiting Blade (lower) Holder Hinge Stud Nut Washer for 31-63 Machine..	01
8905	5783	Plaiting Blade (upper) Holder Hinge Stud Nut Washer for 31-63 Machine..	01
8908	1161	Wrench for 1520 (Attachments and Accessories).....	08
9079	362	Treadle Pitman Rod Clamp with 354C, for 14233, 15130 and 27640.....	12
9082	1101	Treadle Bearing Cotter Pin for 27642... Nos. 9752 TO 9754 FOR 28357.	01
9752	2517	Box Plaiter Folder Blade Arm Bracket.	1 50
9753	2517	" " " " " Spring..	50
9754	2518	" " " " " Pin	01
10135	2061	Separating Blade Arm Latch Lever Spring for 35278.....	01
10141	1220	Bobbin Winder Tension Spring for 27308	01
10145	1220	Spool Fixture Thread Eyelet for 4715..	01
10236	1207	Driving Attachment Driving Friction Pulley Centre Bearing for 16594....	09
*11104	—	Arm Shaft Bushing (front).....	20
11119	1220	" Oil Tube with 29599, for oiling 19156, 19365, 20084 and 24207.....	06
11167	814	Lifting Presser Bar Spring (light) .051 wire, for 31-62 Machine.....	05
11167	814	Presser Bar Spring (light) .051 wire, for all machines except 31-62.....	05
11170	1220	Lifting Presser Bar Spring Washer for 31-62 Machine.....	01

NUMERICAL LIST OF PARTS

NO.	PLATE	NAME	EACH
11170	1220	Presser Bar Spring Washer for all machines except 31-62.....	\$ 01
11204	1144	Thread Take-up Lever Link Hinge Pin.	15
11241	812	Arm Spool Bracket Spool Pin Washer (cloth)..... per 100.	25
11241	812	Bobbin Winder Spool Washer (cloth) for 27308..... per 100	25
12113	2655	Presser Foot Hinge Pin for 28933.....	01
12123	813	Feed Forked Connection for 31-51, 31-53 and 31-55 Machines.....	60
12130	820	Thread Take-up Crank for 31-53 Machine.....	80
12139	814	Lifting Presser Bar Spring (medium) .055 wire, for 31-62 Machine.....	05
12139	814	Presser Bar Spring (medium) .055 wire, for all machines except 31-62.....	05
12149	817	Thread Guard for 19162 for all machines except 31-63.....	05
12152	1220	Face Plate Thread Guard (lower) Rivet for 19154 and 19327..... per 100.	10
12152	1220	Face Plate Thread Guard (upper) Rivet for 19155..... per 100.	10
12166	1144	Thread Take-up Lever Hinge Pin for 19157 and 20035.....	05
12167	820	Thread Take-up Lever Link for 20035..	25
12168	814	Bobbin Winder Bracket for 12172, 20309 and 20498.....	20
12169	814	Bobbin Winder Frame for 12171 and 20497.....	15
12170	1207	Bobbin Winder Spring for 12172, 19260, 20309 and 20498.....	03
12171	814	Bobbin Winder Frame complete for 12172, Nos. 333D, 5960, 5961, 5963, 12169 and 15077.....	60
12172	—	Bobbin Winder complete for 4370, Nos. 32D, 180F, 12168, 12170 and 12171...	90
12178	1101	Driving Attachment Driving Arm Friction Plug (wood) for 19260.....	01
12178	1101	Under Driver Lever Centre Plug (wood) for 27644.....	01
12188	768	Oil Cover for 20141, obsolete.....	05
12193	815	Arm Side Cover.....	10
12197	812	Feed Cam and Feed Lifting Eccentric with 446C, for 31-51 and 31-55 Machines.....	50
12200	1208	Feed Lifting Rock Shaft Crank (back) with 462C, obsolete, use 3043.....	20

NO.	PLATE	NAME	EACH
*12204	—	Feed Lifting Rock Shaft Crank Connecting Rod Cap for 12430, obsolete.....	\$ —
12225	768	Driving Arm Pitman Crank for 20141, obsolete.....	10
12237	766	Lifting Lever with 448c, for 12445, 20008, 20184 and 20466.....	25
12240	1145	Lifting Lever Pin for 12445, 20008, 20184 and 20466.....	05
12241	1145	Lifting Lever Link for 12445, 20008, 20184 and 20466.....	10
12242	819	Rock Shaft Hanger with two wood screws 1 in. No. 10, for 2777 and 4880.	08
12243	819	Rock Shaft Lifting Bracket Hook for 5598 for 4880.....	15
12250	—	Rock Shaft complete for 20184 and 43936, Nos. 2763, 2768, 2770, 2778, 6337 and two 7539.....	1 00
12326	1145	Presser Bar Guide Bracket with 453c, for 31-51 to 31-55, 31-60, 31-61 and 31-64 Machines.....	25
12327	1145	Lifting Presser Bar Lifting and Releasing Lever Bracket for 31-62 Machine.	50
12327	1145	Presser Bar Lifting and Releasing Lever Bracket for all machines except 31-62	50
12329	1145	Tension Releasing Lever Spring.....	02
12336	814	Bobbin Winder Spindle, for spool, for 20497.....	15
12357	812	Arm Shaft Flanged Bushing (back)....	20
12358	812	Balance Wheel (power) light rim, 2½ in. pulley, with two 448c, for all machines except 31-63.....	75
12361	1207	Machine Hinge Connection for 12363....	15
12362	1207	" " Plate for 12363.....	15
12363	—	Machine Hinge complete, Nos. 12361, 12362 and two wood screws 1¼ in. No. 14 (Attachments and Accessories)	30
12365	813	Crank Connecting Rod with 14013 and two 896E, for 375, obsolete.....	1 35
12374	766	Feed Lifting Rock Shaft for 20015 and 20017.....	50
12379	766	Feed Rock Shaft for 12380 and 20333..	35
12380	—	Feed Rock Shaft complete, Nos. 3043 and 12379, obsolete, use 20333.....	50
12382	1144	Needle Bar Connecting Link with 794E.	50
*12383	—	" " " Stud for 12384 and 20368.....	40

NO.	PLATE	NAME	EACH
12384	1144	Needle Bar Connecting Stud complete, Nos. 453c, 1904 and 12383.....	\$ 50
12385	813	Needle Bar Crank with 855c and 858c, obsolete, use 20188.....	80
12388	813	Oscillating Rock Shaft Hinge Pin for 19126, 19167 and 19387.....	50
12390	817	Oscillating Shank Crank complete, Nos. 460c, 1518E, 1902 and 19496, obsolete	65
12391	814	Lifting Presser Bar (hollow) for 31-62 Machine.....	80
12391	814	Presser Bar (hollow) for all machines except 31-62.....	80
12397	1145	Tension Releasing Lever.....	20
12398	1145	" " " Hinge Pin.....	01
12403	1220	Arm Spool Bracket Spool Pin and Thread Eyelet for 15063.....	05
12405	1207	Machine Rest, felt (Attachments and Accessories).....	02
12409	1144	Thread Take-up Lever Link for 19157..	25
12415	768	Lifting Lever Connecting Rod (Foot and Knee Lifters).....	08
12416	1145	Lifting Lever Connecting Rod Joint (Foot and Knee Lifters).....	08
12424	1208	Oscillating Shaft Crank Slide Block Cap Screw Washer for 19390.....	02
12427	766	Arm Shaft for 31-51 to 31-55 and 31-62 Machines.....	2 00
12428	812	Feed and Feed Lifting Eccentric with 446c, for 31-54 Machine, obsolete....	50
12429	813	Feed Forked Connection for 31-52, 31-62 and 31-63 Machines and obsolete for 31-54 Machine.....	75
12430	813	Feed Lifting Rock Shaft Crank Connecting Rod (steel) with 12204 and two 145E, obsolete, use 43976.....	80
12443	817	Oscillating Rock Shaft Oil Pad for 16508, obsolete.....	01
12445	—	Knee Lifter complete (power table) for 31-51 to 31-55, 31-60, 31-61 and 31-64 Machines, Nos. 76D, 766D, 802D, 1521E, 2777, 5598, 12237, 12240, 12241, 12415, 12416 and two 178c.....	2 00
12453	1220	Arm Oil Tube for intermediate bearing.	06
12454	1220	" " " with 29599, for oiling 12167 and 12409.....	06
12458	818	Drip Pan with four 1 in. wire nails for 20141.....	25

NUMERICAL LIST OF PARTS

NO.	PLATE	NAME	EACH
12459	1220	Oscillating Rock Shaft Hinge Pin Oil Hole Stop Screw Washer (leather) per 100.....	\$ 50
12459	2641	Under Driver Cone Pulley Oil Hole Stop Screw Washer (leather) for 27750 per 100.....	50
12475	818	Driving Attachment Driving Arm Pitman for 20141.....	10
12476	5769	Driving Arm Pitman Crank Spring for 20141, obsolete.....	05
12477	768	Driving Attachment Starting Crank Shaft for 20141.....	10
12479	768	Driving Attachment Starting Crank for 20141.....	15
12480	815	Arm Side Cap for all machines except 31-62.....	05
12485	---	Oil Cup with 12486, obsolete, use 24022	25
12486	---	" " Packing (felt) for 12485 and 24022.....	02
12495	1220	Needle Bar Plug Screw Rivet, obsolete. per 100.....	05
12496	813	Crank Connecting Rod with 14013 and two 896E, for 908, obsolete, use 20197	1 35
13211	1206	Tape Holder Tension Adjusting Spring for 26074 and 26751.....	02
14010	1206	Bed Frame Hinge Plate Rivet for 20067	01
*14018	---	Crank Connecting Rod Cap for 12365 and 12496, obsolete.....	25
14026	2061	Separating Blade Holder Stop Pin for 35278.....	01
14081	818	Driving Attachment Treadle Pitman Rod (upper) for 14233.....	10
14233	818	Driving Attachment Treadle Pitman complete, for bench stand, for 14234, Nos. 2762, 9079, 14081, 27637 and 27638.....	40
14234	---	Driving Attachment Treadle and Pitman complete for 20141, Nos. 14233 and 27642.....	85
15063	812	Arm Spool Bracket 2415 with two 12403	35
15072	1220	Bobbin Winder Bobbin Position Pin for 15077 and 27538..... per 100..	10
15077	1207	Bobbin Winder Spindle with 15072, for 12171, 16515, 20308 and 20497.....	15
15130	818	Driving Attachment Treadle Pitman complete for 15131, Nos. 2762, 2877, 9079, 27637 and 27638.....	35

NUMERICAL LIST OF PARTS

NO.	PLATE	NAME	EACH
15131	---	Driving Attachment Treadle and Pitman complete for 20141, Nos. 15130 and 27642.....	\$ 80
15132	1207	Driving Attachment Driving Arm Brake Rivet for 16518..... per 100.	25
16123	5768	Rock Shaft Hanger (front) with two wood screws 1 in. No. 10, for 20465..	08
16508	817	Oscillating Rock Shaft Oil Pad Holder with 12443, obsolete.....	05
16514	768	Driving Attachment Bobbin Winder Frame for 16515.....	15
16515	768	Driving Attachment Bobbin Winder Frame complete for 19260, Nos. 333D, 5960, 5961, 5963, 15077 and 16514..	60
16518	818	Driving Attachment Driving Arm with 2269, 2928 and two 15132, for 19260.	60
16524	---	Driving Attachment Balance Wheel Friction Ring (leather) for 16592....	05
16530	818	Driving Attachment Bracket for 19260.	30
16555	1206	Bed Frame Hinge Plate for 20067.....	15
16556	1208	Feed Lifting Rock Shaft Crank (back) with 462C, for 20017.....	20
16592	818	Driving Attachment Balance Wheel (friction) with 7953, 16524 and two 435C, for 20141.....	1 00
16594	818	Driving Attachment Driving Friction Pulley, 2½ in. diam., with 861D and 10236, for 20141.....	75
17567	5771	Roller Arm Bracket for 19211.....	30
18014	814	Needle Bar (hollow).....	60
18055	5787	Plaiting Gear (intermediate) Position Pin for 43847.....	01
18055	1220	Presser Foot Hinge Pin for 20031, 20131, 20179 and 20208.....	01
18114	---	Lap Seam Feller Folder Slide for 26272, 26397, 26427, 26470, 26472 and 26565	15
18114	---	Strip Folder Slide for 26413, 35102, 35132, 35308, 35309, 35702, 35801, 35878 and 36077.....	15
18116	5777	Edge Folder Spring for 36205.....	05
18116	1227	Lap Seam Feller Holder Spring for 18118	05
18118	1227	" " " with 8505 and 18116, for 31-53 and 31-54 Machines.	75
18191	5776	Guide (left) Holder Stop Pin for 36203. per 100.....	10
19066	816	Spool Holder Spindle for 26764.....	25
19067	816	" " " Thread Guiding Disc for 26764.....	15

NUMERICAL LIST OF PARTS

NO.	PLATE	NAME	EACH
19079	2518	Wrench for 1000 and 1529 (Box Plaiter).	\$ 20
19109	—	Face Plate for 19110, obsolete, use 19304	50
19110	815	" " 19109 with 19154 and 19155, obsolete, use 19305.....	1 00
19111	1208	Feed Bar.....	75
19116	1220	" Dog Spring.....	02
19117	1220	" " " Hook for 19120.....	01
19118	1220	" " " " " Feed Dogs..	01
19120	1208	" Lifting Rock Shaft Crank (front) with 157E, 19117, 19121 and 19122, for 20015 and 20017.....	1 00
19121	1208	Feed Lifting Rock Shaft Crank (front) Roller for 19120.....	12
19122	1208	Feed Lifting Rock Shaft Crank (front) Roller Pin for 19120.....	03
19124	817	Needle Clamp with two 460F, for 3/8 in. to 5/16 in. gauge, for 31-51, 31-54 and 31-55 Machines.....	1 25
19125	—	Oscillating Rock Shaft for 375c and 1902, obsolete.....	1 00
19126	—	Oscillating Rock Shaft 19125 with 12888, obsolete.....	1 50
19128	1223	Presser Foot, for general work, for 31-52 and 31-54 Machines.....	75
19129	1216	Shuttle (inside) 1 1/16 in. diam., Nos. 19131, 19132 and 19136, for 31-51 and 31-52 Machines, obsolete.....	1 50
19130	1216	Shuttle (outside) 1 1/16 in. diam., for 5/32 in. gauge and above, Nos. 19131, 19137 and 19170, for 31-51 and 31-52 Machines, obsolete.....	1 50
19131	1216	Shuttle (inside) Bobbin for 19129, 19324 and 43876.....	05
19131	1216	Shuttle (outside) Bobbin for 19130, 19169, 19325 and 19326.....	05
19132	1216	Shuttle (inside) Bobbin Case complete for 19129, Nos. 591F, 592E, 2521, 19134 and 19149, obsolete.....	75
19133	—	Shuttle (outside) Bobbin Case complete, Nos. 591F, 592E, 2521, 19135 and 19150, obsolete, use 19170.....	75
19134	1216	Shuttle (inside) Bobbin Case Latch and Position Finger for 19132, obsolete...	35
19135	1216	Shuttle (outside) Bobbin Case Latch and Position Finger for 19133 and 19170, obsolete.....	35

NUMERICAL LIST OF PARTS

NO.	PLATE	NAME	EACH
19136	1216	Shuttle (inside) Body for 19129, 19324 and 43876.....	\$ 75
19137	1216	Shuttle (outside) Body for 19130 and 19325.....	75
19139	1208	Shuttle Driver with two 453c.....	2 50
19145	1204	" Race Slide (inside) for 31-51, 31-52 and 31-62 Machines.....	30
19146	1204	Shuttle Race Slide (outside) for 3/16 in. gauge and below, for 31-51, 31-52 and 31-62 Machines.....	25
19147	1220	Shuttle Race Slide Friction Spring for 19148, 19185 and 19189.....	03
19147	1220	Shuttle Race Slide (outside) Friction Spring for 19322, 19491 and 19492...	03
19147	1220	Shuttle Race Slide Guide (front) Spring for 35301.....	03
19148	1204	Shuttle Race Slide Guide (back) with 651E and 19147, for 31-51, 31-52 and 31-62 Machines.....	50
19149	1216	Shuttle (inside) Tension Spring for 19132, 19312 and 43875.....	10
19150	—	Shuttle (outside) Tension Spring for 19133, obsolete.....	10
19151	1222	Tension Plate, for upper tension, with 19152, for 19153, obsolete.....	40
19152	1222	Tension Plate Stud for 19151, obsolete.	10
19153	—	Tension (upper) complete, Nos. 19151, two each 637F, 1547D, 1560C, 8238 and four 2102, obsolete.....	95
19154	1220	Face Plate Thread Guard (lower) with 12152, for 19110, obsolete.....	25
19155	1220	Face Plate Thread Guard (upper) with 12152, for 19110, 19305, 20395 and 43822.....	20
19156	1144	Thread Take-up Lever for 19157.....	30
19157	1144	Thread Take-up Lever complete for all machines except 31-53, Nos. 12166, 12409 and 19156.....	65
19158	817	Thread Take-up Spring (music wire)... Nos. 19159 to 19161 for 19162.	03
19159	817	Thread Guide Body.....	30
19160	817	" " Roller.....	10
19161	817	" " Cap.....	10
19162	—	Thread Guide complete (roller) Nos. 905D and 19159 to 19161.....	50
19166	813	Oscillating Rock Shaft for 908c and 1902, for 19167, obsolete.....	1 00

NUMERICAL LIST OF PARTS

NO.	PLATE	NAME	EACH
19167	—	Oscillating Rock Shaft 19166 with 12388, obsolete.....	\$1 50
19169	1217	Shuttle (outside) $1\frac{1}{16}$ in. diam., for gauges up to $1\frac{3}{16}$ in., Nos. 19131, 19170 and 19171; for 31-51 and 31-52 Machines, obsolete.....	1 50
19170	1216	Shuttle (outside) Bobbin Case complete, for 19130 and 19169, Nos. 591F, 592E, 2521, 19135 and 19172, obsolete.....	75
19171	1217	Shuttle (outside) Body for 19169 and 19326.....	75
19172	1216	Shuttle (outside) Tension Spring for 19170, 19313 and 19314.....	10
19183	787	Feed Dog with 19118, for $\frac{3}{32}$ in. to $\frac{1}{4}$ in. gauge, for shoe staying, for 31-51 Machine, obsolete.....	1 50
19184	787	Throat Plate for 19183, obsolete.....	1 20
19185	1204	Shuttle Race Slide Guide (front) with 651E and 19147, for 31-51, 31-52 and 31-52 Machines.....	50
19186	1223	Presser Foot (long toe) for inside stays, for 31-51 and 31-55 Machines.....	1 50
19189	1204	Shuttle Race Slide Guide (front) with 651E and 19147, for lap seam feller, for 31-52 Machine.....	75
19190	785	Throat Plate for 19340 and 24462, for lap seam feller.....	1 00
Nos. 19191 to 19194 for 19195.			
19191	1146	Tension Plate, for upper tension, with 19231.....	50
19192	1146	Tension Releaser.....	15
19193	1146	" Releasing Lever (intermediate).....	10
19194	1146	" " " " " " Spring.....	03
19195	1146	Tension (upper) complete with Tension Release, Nos. 2269, 19191, 19193, 19194, two each 916F, 1547D, 1560C, 2923, 19192 and four 2921.....	1 50
19196	5771	Roller Arm for 19211.....	20
19197	5771	" " " 19212.....	20
19198	5771	" " " 19213.....	20
19199	5771	" " " 19214.....	20
19200	5771	" " Bracket for 19212 and 19214.....	30
19201	1210	" Needle Guard (flat) $\frac{1}{32}$ in. to $\frac{1}{16}$ in. gauge, for 19211.....	40

NUMERICAL LIST OF PARTS

NO.	PLATE	NAME	EACH
19204	1210	Roller Needle Guard (flat) $\frac{1}{32}$ in. to $\frac{1}{16}$ in. gauge, for 19213.....	\$ 40
19207	1210	Roller Needle Guard (round) $\frac{1}{32}$ in. to $\frac{1}{16}$ in. gauge, for 19211.....	45
19208	1210	Roller Needle Guard (round) $\frac{3}{32}$ in. to $\frac{1}{4}$ in. gauge, for 19212 and 19214.....	45
19209	1210	Roller Needle Guard (round) $\frac{1}{32}$ in. to $\frac{1}{16}$ in. gauge, for 19213.....	45
Nos. 19211 to 19214 for 31-51 and 31-55 MACHINES.			
19211	1209	Roller Presser complete, $1\frac{1}{4}$ in. roller, for $\frac{1}{32}$ in. to $\frac{1}{16}$ in. gauge, Nos. 171F, 176F, 207F, 440F, 1549D, 1903, 7556, 17567, 19196, 19201, 19207, two 316F and three 1547D.....	2 05
19212	1209	Roller Presser complete, $1\frac{1}{4}$ in. roller, for $\frac{3}{32}$ in. to $\frac{1}{4}$ in. gauge, Nos. 171F, 176F, 440F, 1549D, 1903, 7556, 19197, 19200, 19208, two 316F and three 1547D.....	1 65
19213	1209	Roller Presser complete, $1\frac{1}{4}$ in. roller, for $\frac{1}{32}$ in. to $\frac{1}{16}$ in. gauge, Nos. 171F, 176F, 207F, 440F, 1549D, 1875, 4777, 7556, 19193, 19204, 19209, two 316F and three 1547D.....	2 25
19214	1209	Roller Presser complete, $1\frac{1}{2}$ in. roller, for $\frac{3}{32}$ in. to $\frac{1}{4}$ in. gauge, Nos. 171F, 176F, 440F, 1549D, 1875, 7556, 19199, 19200, 19208, two 316F and three 1547D.....	1 85
19216	1225	Presser Foot with 228D, for strip gauge, for 31-52 and 31-54 Machines, 25967 and 26279 to 26283.....	1 00
19219	1206	Bed Frame Cushion (leather) for 20067.....	05
19220	1206	" " " Spring for 20067.....	05
19221	1161	Wrench for 936 and 1619 (Attachments and Accessories).....	15
19226	1206	Bed Frame Hinge Connection for 19398.....	15
19230	1228	Guide for 31-51 and 31-52 Machines.....	15
19231	1146	Tension Releasing Lever (intermediate) Hinge Block for 19191.....	12
19258	1207	Driving Attachment Bobbin Winder Stop Latch with 152F and 1550H, for 19260.....	35

NUMERICAL LIST OF PARTS

NO.	PLATE	NAME	EACH
19260	—	Driving Attachment Driving Arm complete for 20141, Nos. 32D, 75D, 180F, 427E, 693D, 1508E, 1579C, 12170, 12178, 16515, 16518, 16530, 19258 and 27303.....	\$3 00
19274	788	Feed Dog with 19118, for $\frac{1}{8}$ in. to $\frac{1}{16}$ in. gauge, for lap seam feller, for 31-52 Machine.....	1 50
19275	812	Feed and Feed Lifting Eccentric with 446c, for 31-52, 31-62 and 31-63 Machines.....	50
19276	817	Needle Clamp with 209F, for 31-52 to 31-54 and 31-60 to 31-64 Machines... ..	1 25
Nos. 19277 TO 19280 FOR 19282, OBSOLETE.			
19277	—	Shuttle Race Body.....	1 75
19278	1212	" " Loop Separator.....	1 50
19279	1212	" " Ring (inside).....	1 50
19280	1212	" " " (outside).....	1 50
19281	1204	" " Slide (outside) for $\frac{1}{32}$ in. to $\frac{1}{16}$ in. gauge, for 31-52 and 31-62 Machines.....	25
19282	1212	Shuttle Race complete for 31-51 and 31-52 Machines, Nos. 19277 to 19280, two each 907D, 934D, 2533 and four 2532, obsolete.....	6 00
19283	788	Throat Plate for 19274, for lap seam feller.....	1 00
19287	786	Throat Plate for 19338.....	1 00
19288	786	" " " 19339.....	1 00
19289	788	" " " 19344, for lap seam feller.....	1 00
19290	789	Throat Plate for 19343.....	1 00
19291	789	" " " 19341.....	1 00
19294	1226	Lap Seam Feller Folder Slide Spring for 26272.....	05
19295	790	Feed Dog with 19118, for $\frac{1}{32}$ in. to $\frac{1}{16}$ in. gauge, for vamping, for 31-51 Machine, obsolete.....	1 25
19296	790	Throat Plate with Loop Separator (solid) for 19295, obsolete.....	1 25
19304	—	Face Plate for 19305.....	50
19305	815	Face Plate complete for 31-51 to 31-55, 31-60, 31-61 and 31-64 Machines, Nos. 19155, 19304 and 19327.....	1 00
19306	790	Feed Dog with 19118, for $\frac{1}{32}$ in. to $\frac{1}{16}$ in. gauge, for vamping, for 31-55 Machine	1 25

NUMERICAL LIST OF PARTS

NO.	PLATE	NAME	EACH
19307	—	Feed and Feed Lifting Eccentric with 446c, obsolete, use 12197.....	\$ 50
19308	817	Needle Clamp with 209F and 460F, for $\frac{1}{32}$ in. gauge and above, for 31-51 and 31-55 Machines.....	1 25
19309	1213	Shuttle Race Needle Guard for 19323 and 24013.....	25
19310	1217	Shuttle (inside) Bobbin Case Latch and Position Finger for 19312.....	35
19311	1217	Shuttle (outside) Bobbin Case Latch and Position Finger for 19313 and 19314.....	35
19312	1217	Shuttle (inside) Bobbin Case complete for 19324, Nos. 591F, 592E, 2521, 19149 and 19310.....	75
19313	1217	Shuttle (outside) Bobbin Case complete for 19325 and 19326, Nos. 591F, 592E, 2521, 19172 and 19311.....	75
19314	—	Shuttle (outside) Bobbin Case complete, Nos. 591F, 592E, 2521, 19172, and 19311, obsolete, use 19313.....	75
19315	—	Shuttle Race Body with 19316, for 19323	1 50
19316	1213	" " Loop Separator for 19315 and 24490.....	15
19317	1213	Shuttle Race Ring (inside) for 19323, 24013 and 24493.....	1 25
19318	1213	Shuttle Race Ring (outside) for 19323, 24013 and 24014.....	1 25
Nos. 19319 TO 19322 FOR 31-53 TO 31-55, 31-60, 31-61 AND 31-64 MACHINES.			
19319	1204	Shuttle Race Slide (inside).....	35
19320	1220	" " " " Stop Stud	05
19321	1220	" " " " " " Spring.....	02
19322	1204	Shuttle Race Slide (outside) with 602D and 19147, for $\frac{1}{16}$ in. gauge and below	30
19323	1213	Shuttle Race complete, for $\frac{1}{32}$ in. to $\frac{1}{16}$ in. gauge, for 31-52, 31-54, 31-55, 31-60 and 31-62 Machines, Nos. 19309, 19315, 19317, 19318, two each 907D, 1053D, 2533 and four 2532.....	4 25
19324	1217	Shuttle (inside) $1\frac{1}{16}$ in. diam., Nos. 19131, 19136 and 19312, for 31-52 to 31-55, 31-60 to 31-62 and 31-64 Machines.....	1 50
19325	1217	Shuttle (outside) $1\frac{1}{16}$ in. diam., for $\frac{1}{32}$ in. gauge and above, Nos. 19131, 19137 and 19313, for all machines except 31-51.....	1 50

NUMERICAL LIST OF PARTS

NO.	PLATE	NAME	EACH
19469	792	Throat Plate for 19468.....	\$1 00
19470	793	Feed Dog with 19118, for $\frac{1}{32}$ in. to $\frac{1}{16}$ in. gauge, for shoe staying, for 31-55 Machine, obsolete, use 20205.....	1 50
19471	793	Throat Plate for 19470, obsolete.....	1 20
19476	1227	Presser Foot (spring presser) for 19478.....	2 50
19477	1227	" " " Bracket with 465C, for 19478.....	1 60
19478	1227	Presser Foot (spring presser) complete for 31-51 and 31-55 Machines, Nos. 1607D, 4460 to 4462, 19476 and 19477.....	5 00
19479	793	Feed Dog with 19118, for $\frac{1}{8}$ in. to $\frac{1}{16}$ in. gauge, for staying overgaiters, for 31-52 Machine.....	1 50
19480	1223	Presser Foot, for staying overgaiters, for 19479 and 24583.....	1 50
19481	793	Throat Plate with 4515, for 19479.....	1 50
19482	794	Feed Dog with 19118, for $\frac{1}{8}$ in. to $\frac{1}{4}$ in. gauge, for rounding overgaiters, for 31-52 Machine.....	1 50
19483	1223	Presser Foot, for rounding overgaiters, for 19482 and 20330.....	1 50
19484	794	Throat Plate with 240D, 19485, 19486 and 25786, for 19482.....	2 00
19485	2085	Throat Plate Arm for 19484, 20392, 24448 and 24450.....	15
19486	2085	Throat Plate Spring Guide for 19484, 20392, 24448 and 24450.....	50
19491	815	Shuttle Race Slide (outside) with 662D and 19147, for $\frac{1}{32}$ in. to $\frac{1}{16}$ in. gauge, for 31-53, 31-54 and 31-60 Machines.....	30
19492	815	Shuttle Race Slide (outside) with 662D and 19147, for $\frac{1}{32}$ in. to $1\frac{1}{4}$ in. gauge, for 31-53 and 31-54 Machines.....	30
19494	794	Feed Dog with 19118, for $\frac{1}{32}$ in. to $\frac{1}{2}$ in. gauge, for knit goods and general work, for 31-54 Machine.....	1 50
19495	794	Throat Plate for 19494.....	1 00
19496	—	Oscillating Shaft Crank for 12390 and 19388.....	25
20008	—	Foot Lifter complete for 31-51 to 31-55, 31-60, 31-61 and 31-64 Machines, Nos. 76D, 766D, 802D, 1521E, 4880, 4885, 5598, 5670, 12237, 12240, 12241, 12415, 12416 and two 178C.....	2 90
*20013	—	Arm with 11104, for 31-51, 31-52, 31-54 and 31-55 Machines.....	4 50

NUMERICAL LIST OF PARTS

NO.	PLATE	NAME	EACH
*20014	—	Bed for 31-51, 31-52 and 31-62 Machines.....	\$5 00
20015	—	Feed Lifting Rock Shaft complete for 31-52 to 31-54 and 31-60 to 31-64 Machines, Nos. 3043, 12374 and 19120.....	1 65
20016	812	Oscillating Shaft.....	40
20017	—	Feed Lifting Rock Shaft complete for 31-51 and 31-55 Machines, Nos. 12374, 16556 and 19120.....	1 70
20021	5235	Drip Pan with four 1 in. wire nails.....	25
20022	820	Machine Rest, felt (Trimnings for End and Back Leaf Table).....	02
20023	814	Lifting Presser Bar Spring (heavy) .063 wire, for 31-62 Machine.....	05
20023	814	Presser Bar Spring (heavy) .063 wire, for all machines except 31-62.....	05
*20025	—	Arm with 11104, for 31-53 Machine.....	4 50
*20026	—	Bed for 31-53 to 31-55 Machines.....	5 00
Nos. 20027 TO 20031 FOR 31-53 MACHINE.			
20027	820	Feed Cam and Feed Lifting Eccentric with 446C.....	50
20028	803	Feed Dog with 19118, for $\frac{1}{16}$ in. to $\frac{1}{8}$ in. gauge, for heavy duck work.....	1 50
20029	821	Presser Foot, for outside stays and strips.....	1 50
20030	—	" " Plate for 20031, obsolete.....	2 00
20031	822	Presser Foot (hinged) complete, hollowed across bottom between needle holes and keel, for riding seams, for 26427, 26470 and 26472, for 31-53 Machine, Nos. 18055, 20030 and 20130, obsolete.....	2 75
*20032	—	Bed (milled for lap seam feller) for 31-53, 31-54, 31-60, 31-61 and 31-64 Machines.....	5 00
20034	820	Thread Take-up Lever for 20035.....	30
20035	820	Thread Take-up Lever complete for 31-53 Machine, Nos. 12166, 12167 and 20034.....	65
20036	803	Throat Plate for 20023.....	1 15
20044	—	Presser Foot Plate for 20045.....	1 00
20045	1223	Presser Foot (hinged) complete for 31-52 and 31-54 Machines, Nos. 20044, 26275 and 26276.....	1 75
20046	1223	Presser Foot (tube) for 31-52 and 31-54 Machines.....	2 00
20047	—	Presser Foot Plate for 20049.....	2 00
20048	—	" " Shank for 20049, 36296 and 43895.....	75

NUMERICAL LIST OF PARTS

NO.	PLATE	NAME	EACH
20049	1224	Presser Foot (spring hinged) tube, complete, for 31-52 and 31-54 Machines, Nos. 20047, 20048, 26231 and 26276.	\$2 75
20050	1224	Presser Foot (tube) for taping, for 31-52 and 31-54 Machines.	2 00
20051	1223	Presser Foot with keel slotted for tape, for staying, for 31-51 and 31-55 Machines.	1 75
20052	1224	Presser Foot, for outside stays and strips, for 31-52 and 31-54 Machines.	1 50
20053	1224	Presser Foot (strip) for boning, for 31-52 and 31-54 Machines.	1 75
20054	803	Throat Plate for 20105, for lap seam feller.	1 25
20055	795	Feed Dog with 19118, for $\frac{3}{32}$ in. to $\frac{3}{8}$ in. gauge, for general work, for 31-54 Machine.	1 50
20056	795	Throat Plate for 20055.	1 00
20059	5736	Presser Bar Guide Bracket with 453c, for 31-63 Machine.	35
20060	5736	Slack Thread Regulator for 31-63 Machine.	35
20067	819	Bed Frame with two each 16555, 19398, four each 19219, 19220, six each 14010, wood screws $1\frac{1}{4}$ in. No. 10 and eight 158c.	2 15
20068	795	Feed Dog with 19118, for $\frac{3}{16}$ in. to $\frac{1}{2}$ in. gauge, for boning and corset strips, for 31-52 Machine.	1 50
20069	795	Throat Plate for 20068.	1 00
20072	796	Feed Dog with 19118, for $\frac{3}{16}$ in. to $\frac{1}{2}$ in. gauge, two long rows of teeth, for 31-52 Machine.	1 50
20073	796	Throat Plate for 20072.	1 00
20074	797	Feed Dog with 19118, for $1\frac{1}{32}$ in. to $1\frac{3}{16}$ in. gauge, for knit goods and general work, for 31-52 Machine.	1 75
20075	797	Throat Plate for 20074.	1 50
20076	797	Feed Dog with 19118, for $1\frac{7}{32}$ in. to $1\frac{3}{16}$ in. gauge, two long and two short rows of teeth, for heavy lap seam feller, for 31-52 Machine.	1 65
20077	797	Throat Plate for 20076, for heavy lap seam feller.	1 20
20079	2079	Throat Plate for 20316.	1 20
20080	798	Feed Dog with 19118, for $\frac{3}{32}$ in. to $\frac{1}{4}$ in. gauge, for 19478 for 31-51 Machine, obsolete.	1 50

NUMERICAL LIST OF PARTS

NO.	PLATE	NAME	EACH
20081	798	Throat Plate for 20080 and 20294.	\$1 00
20084	799	Feed Dog with 19118, for $2\frac{7}{32}$ in. to $1\frac{1}{4}$ in. gauge, three long and two short rows of teeth, for general work, for 31-52 and 31-62 Machines.	1 75
20085	799	Throat Plate for 20084.	1 35
20086	799	Feed Dog with 19118, for $\frac{3}{16}$ in. to $\frac{3}{16}$ in. gauge, for heavy bolting cloth and lap seam feller, for 31-52 Machine.	1 50
20087	799	Throat Plate, for heavy bolting cloth, for 20086 for 31-52 Machine.	1 00
20088	800	Feed Dog with 19118, for $2\frac{7}{32}$ in. to $1\frac{1}{4}$ in. gauge, three long and two short rows of teeth, for heavy lap seam feller, for 31-52 Machine.	1 75
20089	800	Throat Plate for 20088.	1 50
20091	5768	Rock Shaft for 20465.	12
20098	—	Presser Foot Plate for 20099.	1 25
20099	821	Presser Foot (hinged) complete, for general work, for 31-53 Machine, Nos. 20098, 26275 and 26276.	2 00
20100	806	Feed Dog with 19118, for $2\frac{7}{32}$ in. to $1\frac{1}{4}$ in. gauge, for 31-53 Machine, Lap Seam Feller and Strip Folder.	1 90
20101	806	Throat Plate for 20100, for lap seam feller and strip folder.	1 50
20102	805	Throat Plate for 20100 for 31-53 Machine.	1 50
20103	800	Feed Dog with 19118, for $\frac{3}{32}$ in. to $\frac{1}{8}$ in. gauge, for 31-52 Machine and Lap Seam Feller.	1 50
20104	800	Throat Plate for 20103, for lap seam feller.	1 00
20105	803	Feed Dog with 19118, for $\frac{3}{16}$ in. to $\frac{1}{2}$ in. gauge, for lap seam feller, for 31-53 Machine.	1 50
20121	802	Feed Dog with 19118, for $2\frac{7}{32}$ in. to $1\frac{1}{4}$ in. gauge, for general work, for 31-54 Machine.	1 90
20122	802	Throat Plate for 20121 and 20484.	1 35
20126	—	" " Body for 20128.	1 00
20127	802	" " Loop Separator for 20128.	1 25
20128	802	Throat Plate complete for 19306, Nos. 219f, 20126 and 20127.	2 25
20129	—	Presser Foot Plate for 20131.	1 75
20130	—	" " Shank for 20031 and 20131.	75

172 NUMERICAL LIST OF PARTS

NO.	PLATE	NAME	EACH
20131	821	Presser Foot (hinged) complete, hollowed across bottom between needle holes and heel, for riding seams, for general work, for 31-52 and 31-54 Machines, Nos. 18055, 20129 and 20130.....	\$2 50
20141	—	Driving Attachment with Bobbin Winder and Treadle complete, Nos. 210D, 692D, 12475, 12477, 12479, 14234 or 15131, 16592, 16594, 19260, 20371, 20372, 24355, 27072, 27308 and two each 65D and 2022.....	7 25
20166	805	Feed Dog with 19118, for $\frac{3}{32}$ in. to $\frac{1}{8}$ in. gauge, for 31-55 Machine.....	1 50
20167	805	Throat Plate for 20166.....	1 00
20168	—	Presser Foot Plate for 20170.....	1 75
20169	—	" " Shank for 20170.....	75
20170	821	Presser Foot (hinged) complete, for rounding overgaiters, for 31-52 and 31-54 Machines, Nos. 20168, 20169 and 26276.....	2 50
20171	821	Presser Foot (tube) for cording and covering one cord with strip, for 31-52 and 31-54 Machines.....	2 50
20172	2087	Feed Dog with 19118, for $\frac{3}{32}$ in. to $\frac{1}{4}$ in. gauge, for general work, for 31-54 Machine.....	1 50
20173	2087	Throat Plate for 20172.....	1 00
20174	1232	Feed Dog with 19118, for 31-54 Machine (Shirt Closing Parts).....	1 50
20175	1232	Throat Plate with 2653, for 20174.....	1 15
20176	—	Presser Foot Plate for 20179.....	2 00
20177	—	" " Shank with 4621, for 20179 and 20208.....	75
20178	1220	Presser Foot Spring for 20179 and 20208	02
20179	821	Presser Foot (spring hinged) complete, hollowed across bottom between needle holes and heel, for riding seams, for 26272, for 31-53 Machine, Nos. 18055 and 20176 to 20178.....	2 75
20180	808	Feed Dog with 19118, for $\frac{1}{16}$ in. to $\frac{1}{8}$ in. gauge, for general work and lap seam feller, for 31-53 Machine.....	1 75
20181	808	Throat Plate for 20180, for general work	1 25
20182	809	Feed Dog with 19118, for $\frac{1}{16}$ in. to $\frac{1}{8}$ in. gauge, for knit goods and general work, for 31-54 Machine.....	1 75

NUMERICAL LIST OF PARTS 173

NO.	PLATE	NAME	EACH
20183	809	Throat Plate for 20182.....	\$1 50
20184	—	Knee Lifter complete (stand No. 25265) for 31-51 to 31-55, 31-60, 31-61 and 31-64 Machines, Nos. 76D, 766D, 802D, 1521E, 5598, 12237, 12240, 12241, 12250, 12415, 12416 and two 178c....	2 00
20188	5769	Needle Bar Crank with 858c and 1065C, for all machines except 31-62.....	80
20193	809	Feed Dog with 19118, for $\frac{1}{32}$ in. to $\frac{1}{2}$ in. gauge, for general work, for 31-54 Machine.....	1 50
20194	809	Throat Plate for 20193.....	1 00
20195	810	Feed Dog with 19118, for $\frac{1}{16}$ in. to $\frac{1}{2}$ in. gauge, for lap seam feller, for 31-52 Machine.....	1 50
20196	810	Throat Plate for 20195, for lap seam feller.....	1 00
20197	5769	Crank Connecting Rod with 20198 and two 896E.....	1 35
*20198	—	Crank Connecting Rod Cap for 20197..	30
20199	—	Presser Foot Plate for 20200.....	1 50
20200	821	Presser Foot (hinged) complete, for inside stays, for 31-51 and 31-55 Machines, Nos. 20199, 26275 and 26276.....	2 25
20203	810	Feed Dog with 19118, for $\frac{3}{32}$ in. to $\frac{1}{8}$ in. gauge, one long and one short row of teeth, for vamping, for 31-55 Machine	1 50
20204	810	Throat Plate for 20203.....	1 00
20205	2075	Feed Dog with 19118, for $\frac{3}{32}$ in. to $\frac{1}{4}$ in. gauge, for shoe staying, for 31-55 Machine.....	1 50
20206	2075	Throat Plate for 20205.....	1 20
20207	—	Presser Foot Plate for 20208.....	2 00
20208	821	Presser Foot (spring hinged) complete, hollowed across bottom between needle holes and heel, for riding seams, for 26397, for 31-53 Machine, Nos. 18055, 20177, 20178 and 20207.....	2 75
20259	2075	Feed Dog with 19118, for $\frac{1}{16}$ in. to $\frac{1}{8}$ in. gauge, two long and two short rows of teeth, for general work, for 31-54 Machine.....	1 65
20260	2075	Throat Plate for 20259 and 20485.....	1 20
20278	2076	" " " 20180, for lap seam feller.....	1 25

NUMERICAL LIST OF PARTS

NO.	PLATE	NAME	EACH
20279	2077	Feed Dog with 19118, for $\frac{27}{32}$ in. to $\frac{1}{4}$ in. gauge, for knit goods and general work, for 31-52 Machine.....	\$1 90
20280	2077	Throat Plate for 20279.....	1 75
20281	2078	Feed Dog with 19118, for $\frac{27}{32}$ in. to $\frac{1}{4}$ in. gauge, for knit goods and general work, for 31-54 Machine.....	2 00
20282	2078	Throat Plate for 20281.....	1 75
20283	5769	Feed and Feed Lifting Eccentric with 446c, for 31-54, 31-60, 31-61 and 31-64 Machines.....	50
20284	5769	Feed Forked Connection for 31-54, 31-60, 31-61 and 31-64 Machines.....	75
20287	—	Presser Foot Plate for 20288.....	1 75
20288	821	Presser Foot (hinged) complete, with keel, slotted for tape, for staying, for 31-51 and 31-55 Machines, Nos. 20287, 26275 and 26276.....	2 50
20294	798	Feed Dog with 19118, for $\frac{3}{32}$ in. to $\frac{1}{4}$ in. gauge, for 31-52 Machine.....	1 50
20302	2074	Presser Foot with guide on bottom to the right of needle holes, for 31-52 and 31-54 Machines.....	75
20307	814	Bobbin Winder Frame for 20308.....	15
20308	814	Bobbin Winder Frame complete for 20309, Nos. 333d, 5960, 5961, 5963, 15077 and 20307.....	60
20309	—	Bobbin Winder complete for 12358, Nos. 32d, 180f, 12168, 12170 and 20308....	90
20316	2079	Feed Dog with 19118, for $\frac{17}{32}$ in. to $\frac{13}{16}$ in. gauge, for 31-52 and 31-62 Machines.....	1 65
20317	2084	Feed Dog with 19118, for 31-52 Machine (Shirt-Closing Parts).....	1 50
20318	2084	Throat Plate with 2653, for 20317.....	1 15
20330	2080	Feed Dog with 19118, for $\frac{1}{8}$ in. to $\frac{1}{4}$ in. gauge, for rounding overgaiters, for 31-54 Machine.....	1 50
20331	2080	Throat Plate for 20330.....	1 00
20332	5768	Arm Shaft for 31-60, 31-61 and 31-64 Machines.....	2 00
20333	—	Feed Rock Shaft complete, Nos. 12379 and 29633.....	60
*20335	—	Arm with 11104, for 31-60, 31-61 and 31-64 Machines.....	5 25
20340	5768	Lifting Lever with 448c, for 20341, 43928, 43981 and 43936.....	25

NUMERICAL LIST OF PARTS

NO.	PLATE	NAME	EACH
20341	—	Knee Lifter complete (power table) for 31-62 Machine, Nos. 76d, 766d, 802d, 1521e, 2777, 5598, 12415, 12416, 19372, 20340, 21301 and two 178c....	\$2 00
20367	1222	Needle Bar Connecting Stud Slide Block for 20368, obsolete.....	35
20368	1222	Needle Bar Connecting Stud complete, Nos. 453c, 12383 and 20367, obsolete, use 12384.....	75
20371	768	Driving Attachment Driving Arm Pitman Crank for 20141.....	25
20372	768	Driving Attachment Driving Arm Pitman Crank Spring for 20141.....	05
20373	2080	Feed Dog with 19118, for $\frac{1}{8}$ in. gauge, for edge stitching on curves for shirt bosoms, for 31-52 Machine.....	1 50
20374	2074	Presser Foot with guide on bottom to the right of needle holes, for 20373.....	1 00
20375	2080	Throat Plate for 20373.....	1 00
20376	2074	Presser Foot, for shoe tips, for 31-51 and 31-55 Machines.....	1 00
20378	2081	Feed Dog (spiked teeth) with 19118, for $\frac{3}{16}$ in. to $\frac{15}{32}$ in. gauge, for 31-60, 31-61 and 31-64 Machines.....	1 50
20379	2081	Throat Plate for 20378 and 20380.....	1 00
20380	2081	Feed Dog (conical teeth) with 19118, for $\frac{3}{16}$ in. to $\frac{15}{32}$ in. gauge, for 31-60, 31-61 and 31-64 Machines.....	1 50
20383	2081	Feed Dog with 19118, for $\frac{3}{32}$ in. to $\frac{3}{16}$ in. gauge, for 31-52 and 31-62 Machines.....	1 50
20384	2081	Throat Plate for 20383.....	1 20
20387	2083	Feed Dog (spiked teeth) with 19118, for $\frac{8}{32}$ in. to $\frac{13}{16}$ in. gauge, two long and two short rows of teeth, nine teeth back of needles, for heavy lap seam feller, for 31-52 Machine.....	1 65
20388	2083	Throat Plate for 20387, for heavy lap seam feller.....	1 20
20389	2084	Feed Dog with 19118, for $\frac{1}{8}$ in. to $\frac{17}{32}$ in. gauge, for 31-60, 31-61 and 31-64 Machines.....	1 50
20390	2084	Throat Plate for 20389.....	1 00
20391	2085	Feed Dog with 19118, for $\frac{17}{32}$ in. gauge, for 31-52 Machine.....	1 75
20392	2085	Throat Plate with 240d, 19485, 19486 and 25786, for under-strip, for 20391....	3 00

NO.	PLATE	NAME	EACH
20395	5768	Face Plate complete for 31-62 Machine, Nos. 19155, 19327 and 20475.....	\$1 45
20396	811	Feed Dog (conical teeth) with 19118, for 1/2 in. to 3/4 in. gauge, for 31-60 Machine.....	1 75
20397	811	Throat Plate for 20396 and 20498.....	1 35
20400	5768	Arm Shaft for 31-63 Machine.....	2 00
20408	5783	Plaiting Blade (lower) Holder Spring for 31-63 Machine.....	05
20409	5788	Plaiting Blade Holder (lower) Spring Stop for 43861, obsolete.....	15
20411	5783	Plaiting Blade (upper) Holder Spring for 31-63 Machine.....	05
Nos. 20413 TO 20421 FOR 31-63 MACHINE.			
20413	5747	Plaiting Cam No. 1.....	2 50
20414	5747	" " " 2.....	2 50
20415	5747	" " " 3.....	2 50
20416	5747	" " " 4.....	2 50
20417	5748	" " " 5.....	2 50
20418	5748	" " " 6.....	2 50
20419	5748	" " " 7.....	2 50
20420	5748	" " " 8.....	2 50
20421	5749	" " " 9.....	2 50
20427	5787	" Gear (intermediate) large, for 43847.....	1 25
20442	5788	Plaiting Rock Shaft Lever Hinge Stud for 31-63 Machine.....	75
20456	2076	Feed Dog (spiked teeth) with 19118, for 1/4 in. to 5/8 in. gauge, for 31-53 Machine.....	1 75
20457	2076	Throat Plate for 20456.....	1 35
20459	2087	Feed Dog with 19118, for 1 1/2 in. to 1 3/16 in. gauge, two long and two short rows of teeth, for general work, for 31-54 Machine.....	1 75
20460	2087	Throat Plate for 20459.....	2 00
20461	5781	Wrench for 1668 (Attachments and Accessories).....	40
20462	5768	Rock Shaft Knee Arm Hub with 356C, for 20463.....	25
20463	—	Rock Shaft Knee Arm complete for 20465, Nos. 2765, 2767 and 20462.....	50
20464	5768	Rock Shaft Lifting Arm with 356C, for 20465.....	20
20465	5768	Rock Shaft complete for 20466 and 43931, Nos. 2764, 16123, 20091, 20463, 20464 and two 2770.....	1 25

NO.	PLATE	NAME	EACH
20466	—	Knee Lifter complete (Stand No. 25255) for 31-51 to 31-55, 31-60, 31-61 and 31-64 Machines, Nos. 76D, 766D, 802D, 1521E, 5598, 12237, 12240, 12241, 12415, 12416, 20465 and two 178c....	\$2 30
20467	5762	Drip Pan with eight 1 in. wire nails, for 25255.....	25
20475	—	Face Plate for 20395.....	1 00
Nos. 20477 TO 20480 FOR 20481.			
20477	—	Presser Foot Plate.....	1 25
20478	—	" " Shank.....	1 00
20479	5774	" " Spring.....	05
20480	5774	" " " Bracket.....	35
20481	5774	Presser Foot (spring hinged) complete, for riding seams, for 31-61 and 31-64 Machines, Nos. 7298, 20477 to 20480 and three 233D.....	2 75
20482	5773	Lifting Presser Foot for 31-62 Machine.....	1 00
20483	5773	Vibrating Presser Foot for 31-62 Machine.....	1 00
20484	804	Feed Dog (spiked teeth) with 19118, for 2 3/32 in. to 1 1/4 in. gauge, for general work, for 31-54 Machine.....	1 75
20485	2083	Feed Dog (spiked teeth) with 19118, for 1 1/2 in. to 1 3/16 in. gauge, for general work, for 31-54 Machine.....	1 90
20498	811	Feed Dog (spiked teeth) with 19118, for 1/2 in. to 3/4 in. gauge, for 31-60 Machine.....	1 75
20497	814	Bobbin Winder Frame complete for 20498, Nos. 5960, 5961, 5963, 12169, 12336 and 15077.....	65
20498	—	Bobbin Winder (Hamburg) complete for 4370, Nos. 32D, 180F, 12168, 12170 and 20497.....	1 00
21301	5773	Lifting Lever Link for 20341, 43928, 43931 and 43936.....	10
21506	5779	Ruffling Arm Shaft Collar with 457C, for 31-64 Machine.....	10
22003	5781	Wrench for 1550 (Attachments and Accessories).....	05
24013	1215	Shuttle Race complete, for 1 1/4 in. gauge and above, for all machines except 31-51, Nos. 19309, 19317, 19318, 19379, two each 967D, 1053D, 2533 and four 2532.....	4 25

NUMERICAL LIST OF PARTS

NO.	PLATE	NAME	EACH
24014	1215	Shuttle Race complete, for $\frac{3}{8}$ in. to $\frac{1}{4}$ in. gauge, for vamping, for 31-55 Machine, Nos. 19318, 19379, 19380, two each 907D, 2533 and four 2532...	\$4 00
24020	1206	Oil Cup for 24022.....	20
24021	1206	" " Extension for 24022.....	05
24022	1206	Oil Cup complete for 31-51 and 31-55 Machines, Nos. 12486, 24020 and 24021.....	25
24036	5769	Feed and Feed Lifting Eccentric Sleeve for 31-54, 31-60, 31-61 and 31-64 Machines.....	75
24077	1227	Folder Holder Seat Cover for 20032 for 31-53 and 31-54 Machines.....	15
24129	1144	Thread Take-up Crank for all machines except 31-53.....	80
24131	817	Arm Oil Tube with 29599, for oiling 12197, 19275, 20027 and 20283.....	06
24197	5774	Presser Foot for 31-60, 31-61 and 31-64 Machines.....	1 00
24199	1323	Ruffling Arm Shaft for 31-60 Machine...	15
24200	1324	" " " Bracket (right) for 31-60 and 31-61 Machines.....	1 25
24201	1324	Ruffling Arm Shaft Bracket (left) for 31-60 and 31-61 Machines.....	30
24203	5774	Ruffling Blade Holder for 28845, 35305, 35812, 36004, 43953 and 43959.....	75
24204	2070	Ruffling Blade Holder Spring for 35305, 35812 and 36004.....	05
24204	5774	Ruffling Blade Holder Spring (light, right) for 28845, 43953 and 43959.....	05
24205	2070	Ruffling Blade Holder Spring Stop for 35305, 35812 and 36004.....	15
24205	5774	Ruffling Blade Holder Spring (right) Stop for 28845, 43953 and 43959.....	15
24206	5774	Ruffling Blade Holder Stud for 28845, 35305, 35812, 36004, 43953 and 43959	10
24207	1323	Ruffling Eccentric with two 453c, for 31-60, 31-61 and 31-64 Machines.....	50
24208	1323	Ruffling Eccentric Collar with 453c, for 31-60, 31-61 and 31-64 Machines.....	20
24210	1324	Ruffling Eccentric Connection Washer for 31-60, 31-61 and 31-64 Machines..	02
24211	1323	Ruffling Regulator with 225F, for 31-60 and 31-61 Machines.....	60
24219	1323	Ruffling Eccentric Connection with 24220 and two 742E, for 31-60, 31-61 and 31-64 Machines.....	1 25

NUMERICAL LIST OF PARTS

NO.	PLATE	NAME	EACH
*24220	—	Ruffling Eccentric Connection Cap for 24219.....	\$ 50
24355	5769	Driving Attachment Balance Wheel Oil Cover for 20141.....	10
24448	2088	Throat Plate with 240D, 19485 and 19486, for 20330.....	2 00
24449	2088	Feed Dog with 19118, for rounding overgaiters, for 31-52 Machine.....	1 50
24450	2088	Throat Plate with 240D, 19485, 19486 and 25786, for 24449.....	2 00
24462	785	Feed Dog (spiked teeth) with 19118, for $\frac{3}{8}$ in. to $\frac{1}{2}$ in. gauge, for lap seam feller, for 31-52 Machine.....	1 50
24490	—	Shuttle Race Body with 19316, for 24493	1 50
24492	1241	" " Needle Guard for 24493....	25
24493	1241	Shuttle Race complete, for $\frac{1}{2}$ in. to $\frac{5}{16}$ in. gauge, for 31-52 and 31-54 Machines, Nos. 19317, 19381, 24490, 24492, two each 907D, 1053D, 2533 and four 2532.....	4 25
Nos. 24579 TO 24582 FOR 31-60, 31-61 AND 31-64 MACHINES.			
24579	5774	Ruffling Blade Holder Spring (heavy, left).....	05
24580	5774	Ruffling Blade Holder Spring (heavy, right).....	05
24581	5774	Ruffling Blade Holder Spring (light, left).....	05
24582	5774	Ruffling Blade Holder Spring (left) Stop.....	15
24583	807	Feed Dog with 19118, for $\frac{1}{2}$ in. to $\frac{5}{16}$ in. gauge, for staying overgaiters, for 31-54 Machine.....	1 50
24584	807	Throat Plate with 4515, for 24583.....	1 50
24589	5736	Lifting Presser Bar Guide Bracket with 453c, for 43956.....	2 00
24590	5736	Lifting Presser Bar Guide Bracket Support for 31-62 Machine.....	1 00
Nos. 25001 TO 25003 (TRIMMINGS FOR END AND BACK LEAF TABLE).			
25001	3825	Back Leaf Bracket.....	10
25002	3825	" " Scroll Bracket.....	15
25003	3825	" " Sliding Hinge, Nos. 25149, three 25151 and six wood screws $\frac{1}{8}$ in. No. 7.....	25

NUMERICAL LIST OF PARTS

NO.	PLATE	NAME	EACH
25016	—	Belt, size ¼ in., length 69½ in., with 25127, for 25265.....	\$ 20
25057	3825	End Leaf Support complete, Nos. 25143, 25168, 25169 and two wood screws ¾ in. No. 7 (Trimnings for End and Back Leaf Table).....	25
25060	3825	End Leaf Support Button with wood screw 1½ in. No. 12, R. H. B. (Trimnings for End and Back Leaf Table).....	08
25086	3825	Wrench for 1507, 1510 and 1670.....	10
25127	3817	Belt Hook for 25016 and 25370.....	01
25143	1208	End Leaf Support Lever Hinge Pin for 25057.....	01
25149	3825	Back Leaf Sliding Hinge Rod for 25003.....	10
25151	3825	" " " " Plate for 25003.....	05
25168	3825	End Leaf Support Bracket for 25057.....	10
25169	3825	" " " Lever for 25057.....	15
25200	3825	Wrench for 972.....	10
25255	—	Stand (iron work) high speed, complete, Nos. 25086, 25329, 25421 to 25424, 25426 to 25428, 25430 to 25432, 25436 to 25438, two each 25345, 25349, 25350, 25425, 25429, 25433, 25434 and four each 534E, 748E, 1503E and 25446.....	—
25265	—	Stand (iron work) rocking treadle, ball bearing pitman, complete, Nos. 25086, 25200, 25301, 46520, 46521, 46524, two 46522 and four 748E.....	—
25301	3825	Band Wheel, 16 in. diam., with 972C, for 25265.....	1 15
25303	2641	Under Driver Cone Pulley Ball, size ¼ in., for 27770.....per 100	1 00
25303	2641	Under Driver Driving Pulley Shaft Ball, size ¼ in., for 27760 and 27765..per 100	1 00
25303	2641	Under Driver Driving Pulley Shaft Screw Bearing Ball Case (left) Friction Stud Ball, size ¼ in., for 27760..per 100	1 00
25329	3813	Band Wheel, 16 in. diam., with 1312C, for 25255.....	1 25
25345	3813	Driving Segment (rack) for 25255.....	25
25349	3813	Foot Rest for 25255.....	15
25350	3817	" " Cotter Pin for 25255.....	01
*25360	—	Pitman Rod Ball for 46523.....	10
25361	3826	" " " Screw Bearing for 46520.....	10
25362	3826	Pitman Ball, size ¾ in., for 46520..per 100.....	80

NUMERICAL LIST OF PARTS

NO.	PLATE	NAME	EACH
25370	—	Belt, size ¼ in., length 67½ in., with 25127, for 25255.....	\$ 20
25371	3826	Pitman Rod Ball Bushing for 46520.....	15
Nos. 25421 to 25438 for 25255.			
25421	3814	Band Wheel Shaft.....	40
25422	3815	" " " Driver (left).....	20
25423	3815	" " " " Clutch (left).....	10
25424	3815	Band Wheel Shaft Driver (left) Clutch (right) with 5564.....	10
25425	3817	Band Wheel Shaft Driver (left) Clutch Spring.....	05
25425	3817	Band Wheel Shaft Driver (right) Clutch Spring.....	05
25426	3815	Band Wheel Shaft Driver (right).....	20
25427	3815	" " " " Clutch (left).....	10
25428	3815	Band Wheel Shaft Driver (right) Clutch (right) with 5564.....	10
25429	3815	Band Wheel Shaft Driving Flange with 356c.....	40
25430	3814	Brace.....	1 20
25431	3813	Driving Arm (left) with 435c and 25435.....	75
25432	3813	" " (right) with 435c and 25435.....	75
25433	3816	Driving Arm Hinge Pin.....	10
25434	3815	" Pinion.....	40
25435	3816	Foot Rest Hinge Pin for 25431 and 25432.....	10
25436	3813	Leg (left).....	1 50
25437	3813	" (right).....	1 60
25438	3814	" Stay Rod.....	40
25446	3817	Driving Segment Bolt Nut Washer for 25255.....	02
25786	2085	Throat Plate Arm Rivet for 19484, 20392 and 24450.....	01
25888	1232	Hemmer Tongue for 31-52 and 31-54 Machines (Shirt-Closing Parts).....	01
25955	1161	Oiler with 25956 (Attachments and Accessories).....	15
25956	1161	Oiler Spout, 8½ in. long, for 25955.....	07
25967	1225	Presser Foot Strip Gauge for 19216....	15
26026	1161	Screw Driver, machine (Attachments and Accessories).....	10
26061	989	Tape Holder Bracket Wire with Disc for 26063.....	20

NUMERICAL LIST OF PARTS

NO.	PLATE	NAME	EACH
26062	989	Tape Holder Disc (adjustable) with 35925, for 26063.....	\$ 30
26063	989	Tape Holder (straight) complete for 26065, Nos. 26061 and 26062.....	50
26064	812	Tape Holder Foot with 736D and three wood screws 1 in. No. 12, for 26343..	20
26065	—	Tape Holder (8 in. disc) with Foot complete, Nos. 26063 and 26325.....	70
26066	989	Tape Holder Bracket Wire for 26067...	20
26067	—	Tape Holder Bracket Wire complete for 26074, Nos. 26066, 26068 and 26072..	60
26068	989	Tape Holder Disc for 26067 and 26071..	15
26069	989	" " " Hub for 26071 and 26749.....	25
26070	—	Tape Holder Disc Hub Rivet for 26071 and 26749..... per 100..	10
26071	—	Tape Holder Disc complete for 26074, Nos. 26068, 26069 and three 26070...	40
26072	989	Tape Holder Tape Guide for 26067.....	—
26073	1206	" " Tension Adjusting Collar with 286D, for 26074 and 26751.....	15
26074	989	Tape Holder (offset) complete for 26343, Nos. 13211, 26067, 26071 and 26073..	1 25
26228	2069	Ruffler Needle Clamp Roller for 35307.	15
26231	1220	Presser Foot Spring for 20049, 36296, 43895 and 43975.....	02
26266	1228	Stay Guide Plate (lower) for 26268.....	20
26267	1228	" " " (upper) " ".....	20
26268	—	Stay Guide complete, Nos. 26266 and 26267.....	40
*26269	—	Lap Seam Feller Folder for 26272.....	3 25
26272	1226	" " " (right hand) complete, Nos. 18114 and 26269.....	3 40
26273	1223	Presser Foot (hinged) complete, for light lap seam feller, for 31-52 and 31-54 Machines, Nos. 26274 to 26276, obsolete.....	2 00
26274	—	Presser Foot Plate for 26273, obsolete...	1 25
26275	—	" " Shank for 20045, 20099, 20200, 20288, 26273, 26329, 26406, 26410, 26418, 26519, 28802, 35196 and 35295.....	75
26276	1220	Presser Foot Hinge Pin for 20045, 20049, 20099, 20170, 20200, 20288, 26273, 26329, 26383, 26406, 26410, 26418, 26519, 28802, 35196, 35295, 35804, 35887, 36296, 43895, 43972 and 43975	01

NUMERICAL LIST OF PARTS

NO.	PLATE	NAME	EACH
26279	—	Presser Foot Extension, 1/16 in., for 19216.....	\$ 15
26280	1225	Presser Foot Extension, 1/8 in., for 19216.....	15
26281	—	Presser Foot Extension, 1/4 in., for 19216.....	15
26282	—	Presser Foot Extension, 3/8 in., for 19216.....	15
26283	—	Presser Foot Extension, 1/2 in., for 19216.....	15
26325	812	Tape Holder Foot with 736D and three wood screws 1 in. No. 12, for 26065..	20
26329	1226	Presser Foot (hinged) complete, for medium or heavy lap seam feller, for 31-52 and 31-54 Machines, Nos. 26275, 26276 and 26330, obsolete.....	2 50
26330	—	Presser Foot Plate for 26329, obsolete..	1 75
26343	—	Tape Holder (10 in. disc) with Foot complete, Nos. 26064 and 26074.....	1 45
26382	—	Presser Foot Plate for 26383.....	1 75
26383	1226	Presser Foot (hinged) complete, for X heavy, XX heavy and XXX heavy lap seam feller, for 31-52 and 31-54 Machines, Nos. 26276, 26382 and 26395.....	2 50
26395	—	Presser Foot Shank for 26383.....	75
*26396	—	Lap Seam Feller Folder for 26397 and 26470.....	3 25
26397	1226	Lap Seam Feller (left hand) complete, Nos. 18114 and 26396.....	3 40
26404	1224	Presser Foot (tube) for reeding.....	2 50
26405	—	" " Plate for 26406.....	2 50
26406	1224	Presser Foot (tube) hinged, complete, for reeding, Nos. 26275, 26276 and 26405.....	3 25
26407	1224	Presser Foot, for double strips (tube) for reeding.....	3 00
26408	1224	Presser Foot, for double strips (tube)....	2 25
26409	—	" " Plate for 26410.....	2 25
26410	1224	Presser Foot (tube) hinged, complete, for double strips, Nos. 26275, 26276 and 26409.....	3 00
26411	1225	Presser Foot (strip folding) for cording.	4 00
*26412	—	Strip Folder for 26413.....	2 35
26413	1226	" " on Slide, Nos. 18114 and 26412.....	2 50
26414	1225	Presser Foot (strip folding) for opening seams and enclosing folded edges....	5 75

NUMERICAL LIST OF PARTS

NO.	PLATE	NAME	EACH
26415	1225	Presser Foot (strip folding) for short strips.....	\$3 50
26416	1225	Presser Foot (strip folding) with guide for opening seams.....	3 50
26417	—	Presser Foot Plate for 26418.....	3 50
26418	1225	Presser Foot (strip folding) hinged, complete, with guide for opening seams, Nos. 26275, 26276 and 26417.....	4 25
*26426	—	Lap Seam Feller Folder for 26427, obsolete.....	3 25
26427	822	Lap Seam Feller (right hand) complete for 31-53 Machine, Nos. 18114 and 26426, obsolete.....	3 40
26438	5780	Guide (right) Holder Cap for 31-64 Machine.....	45
26439	2442	Guide (right) Holder Locking Pin Bushing with 468c, for 31-64 Machine.....	20
26470	822	Lap Seam Feller (left hand) complete, for 31-53 Machine, Nos. 18114 and 26396, obsolete.....	3 40
*26471	—	Lap Seam Feller Folder for 26472, obsolete.....	3 25
26472	822	Lap Seam Feller (right hand) complete, to fold top only, for 31-53 Machine, Nos. 18114 and 26471, obsolete.....	3 40
26485	1161	Screw Driver, shuttle tension (Attachments and Accessories).....	05
Nos. 26487 TO 26489 FOR 31-52 AND 31-54 MACHINES (SHIRT-CLOSING PARTS).			
26487	1232	Hemmer (foot) for felling.....	2 25
26488	1232	Throat Plate Cloth Guide.....	1 50
26489	1232	" " Spring Guide.....	10
26518	—	Presser Foot Plate for 26519.....	3 00
26519	2679	Presser Foot (hinged, tube) complete, for double strips, for reeding, Nos. 26275, 26276 and 26518.....	3 75
*26564	—	Lap Seam Feller Folder for 26565.....	3 25
26565	2071	Lap Seam Feller (right hand) complete, to fold top only, Nos. 18114 and 26564.....	3 40
26574	2696	Presser Foot, for gathering.....	1 50
26725	1328	Feed Dog with 19118, for $\frac{7}{32}$ in. to $\frac{1}{2}$ in. gauge, for 31-52 Machine.....	1 50
26726	1328	Throat Plate for 26725, for under strip.....	1 75
Nos. 26727 TO 26745 FOR 31-60 MACHINE.			
26727	1327	Presser Foot (tube) for taping.....	2 50

NUMERICAL LIST OF PARTS

NO.	PLATE	NAME	EACH
26728	1327	Presser Foot (strip folding) for folding bobbinette curtain material.....	\$3 00
26729	1327	Presser Foot (strip folding) with guide for tape.....	3 00
26730	1327	Presser Foot (strip folding) with tube for cording.....	4 00
26731	5774	Ruffling Blade for 26732.....	30
26732	1332	Edge Folder (suspended) right hand, complete, for turning edge and ruffling folded edge on skirts.....	3 50
26733	1332	Edge Folder (suspended) left hand, complete, for turning edge and ruffling folded edge on skirts.....	3 50
26734	1334	Ruffling Blade for 26735.....	30
26735	1334	Edge Folder on Slide complete, for folding, ruffling and taping curtains.....	3 50
26736	1336	Ruffling Blade for 26738.....	30
26737	1336	" Arm with 190D, for 26738, obsolete, use 26890.....	1 00
26738	1335	Edge Folder (left hand) on Slide complete, for under strip.....	3 50
26739	1331	Edge Folder (left hand) on Slide complete, with under strip folder, for work on flannel skirts.....	5 00
26740	1329	Edge Folder (left hand) on Slide complete, with right hand upper guide, for cloth material.....	3 50
26741	1330	Edge Folder (double) on Slide complete, left hand lower, right hand upper, for bobbinette material.....	4 00
26742	1330	Edge Folder (right and left hand) complete, for lace work, obsolete.....	4 00
26743	1331	Edge Folder (right hand) on Slide complete, with left hand lower guide.....	3 50
26744	1333	Edge Guide (suspended) right hand, complete.....	2 75
26745	1329	Edge Folder (right hand) on Slide complete, with left hand upper guide.....	3 50
26746	1337	Tape Holder Bracket Wire, 4 in., for 26747.....	—
26747	—	Tape Holder Bracket Wire complete for 26751, Nos. 26746, 26748 and 26750.....	60
26748	1337	Tape Holder Disc for 26747 and 26749.....	15
26749	1337	Tape Holder Disc complete for 26751, Nos. 26069, 26748 and three 26070.....	40
26750	1337	Tape Holder Tape Guide, $2\frac{1}{4}$ in., for 26747.....	—

NUMERICAL LIST OF PARTS

NO.	PLATE	NAME	EACH
26751	1337	Tape Holder (straight) 5 in. disc, with 4 in. Tape Wire and 2 1/4 in. Tape Guide, complete, for 31-60 and 31-61 Machines, Nos. 13211, 26073, 26747 and 26749.....	\$1 25
26754	1333	Edge Guide (suspended) left hand, complete, for 31-60 Machine.....	2 75
Nos. 26757 TO 26759 FOR 31-60 MACHINE.			
26757	1336	Ruffling Arm Shaft for 26759.....	15
26758	1336	" Blade for 26759.....	30
26759	1335	Edge Folder (right hand) on Slide complete, for under strip.....	3 50
26763	816	Spool Holder Bracket with 219F and 237D, for 26764.....	15
26764	816	Spool Holder (disc) complete, Nos. 691F, 19066, 19067 and 26763.....	60
Nos. 26875 TO 26880 FOR 28357.			
26875	2517	Box-Plaiter Folder Blade (left).....	25
26876	2517	" " " " (right).....	25
26877	2517	" " " " Arm (left).....	2 25
26878	2517	" " " " " (right).....	2 25
26879	2517	" " " " " Bracket Extension.....	1 00
26880	2517	Box-Plaiter Folder Blade Arm Stop Lever.....	75
26887	5646	Presser Foot (strip folding) with two tubes, for stitching two rows of soutache braid on the folded strip... ..	4 50
26888	5778	Ruffling Arm (lower) for 26890 and 43952.....	25
26889	5774	Ruffling Arm (upper) with 190D and 219F, for 26890.....	1 00
26890	5774	Ruffling Arm (adjustable) for 28845, Nos. 2291, 26888, 26889 and two 207F.....	1 25
26965	2660	Edge Folder (left hand) on Slide complete, with right hand upper guide, for folding bobbinette curtains and inserting edge of lace.....	3 50
26966	2685	Edge Folder (right hand) on Slide complete, with left hand upper guide, for folding and ruffling bottom of curtain and stitching to bottom of lace, for 31-60 Machine.....	3 50
26967	5775	Forming Blade, to assist in turning corners for curtain work, for 31-60 Machine.....	20

NUMERICAL LIST OF PARTS

NO.	PLATE	NAME	EACH
26980	2675	Edge Folder (right and left hand) on Slide complete, to fold ruffled piece to 7/8 in. wide, for 31-60 Machine.....	\$4 00
27070	363	Under Driver Shaft Driving Pulley (sectional, grooved) 10 in. diam., 1 1/8 in. bore, with two 597C, for 27645 and 27771.....	45
27072	—	Driving Attachment Shaft Driving Pulley (sectional, grooved) 12 in. diam., 1 1/8 in. bore, with two 597C, for 20141.....	55
27302	1162	Bobbin Winder Frame for 27651 and 27875.....	15
27303	1220	Bobbin Winder Frame Spring for 27651 and 27875.....	03
27303	1220	Driving Attachment Bobbin Winder Stop Latch Spring for 19260.....	03
27306	1162	Bobbin Winder Spool Pin for 27308....	05
27307	1162	" " " Stand for 27308..	10
27308	1162	Bobbin Winder Spool Stand complete for 20141, 27588 and 27876, Nos. 418D, 1562D, 2106, 10141, 11241, 27306, 27307, wood screw 1 in. No. 10 and two 2455.....	35
27473	1101	Under Driver Cone Pulley Centre Bearing for 27509.....	08
27474	363	Under Driver Dress Guard (right hand) for 27644.....	08
27483	1101	Under Driver Lever Brake Spring for 27644.....	02
27485	1101	Under Driver Lever Hinge Pin for 27644	01
27497	1101	" " " Brake Strip (leather) for 27644.....	02
27508	362	Under Driver Belt Guard for 27644....	08
27509	362	" " Cone Pulley (grooved) three speed, 2 1/2 in., 3 1/4 in. and 5 1/4 in. diam., with 27473, for 27644.....	60
27538	1162	Bobbin Winder Spindle with 15072, for 27651 and 27875.....	20
27540	1162	Bobbin Winder Base for 27875.....	15
27541	1162	" " Pulley for 27875.....	15
27552	1162	" " Base for 27651.....	15
27553	1162	" " Pulley for 27651.....	20
27587	1162	" " Stop Latch for 27651 and 27875.....	10
27588	—	Bobbin Winder (swinging automatic, right hand) complete for 19131, for power table, Nos. 27308 and 27651..	1 35

NUMERICAL LIST OF PARTS

NO.	PLATE	NAME	EACH
27598	—	Under Driver Driving Pulley Friction Ring (leather) for 27630 and 27756..	\$ 05
27600	1101	Under Driver Driving Pulley Hollow Stud Position Stud for 27631.....	02
27623	2837	Thread Unwinder Spool Pin for 41531..	08
27630	362	Under Driver Driving Pulley (grooved) 6 in. diam., with 433c, 27598 and two 7958, for 27644.....	60
27631	1101	Under Driver Driving Pulley Hollow Stud with 27600, for 27644.....	15
27632	—	Under Driver Driving Pulley Hollow Wick for 27633.....	01
Nos. 27633 to 27635 FOR 27644.			
27633	—	Under Driver Driving Pulley Hollow Stud Wick Wire with 27632.....	05
27634	362	Under Driver Frame.....	60
27635	362	" " Oil Cup.....	25
27636	363	Treadle for 27642.....	30
27637	362	" Pitman Rod (lower) for 14233, 15130 and 27640.....	05
27638	1101	Treadle Pitman Rod (lower) Spring for 14233, 15130 and 27640.....	03
27639	362	Under Driver Treadle Pitman Rod (upper) for 27640.....	05
27640	362	Under Driver Treadle Pitman complete for 27643, Nos. 2762, 9079 and 27637 to 27639.....	35
27642	—	Treadle complete for 14234, 15131 and 27643, Nos. 2878, 9082, 27636 and four wood screws 1 in. No. 16.....	45
27643	—	Under Driver Treadle and Pitman complete for 27645 and 27771, Nos. 27640 and 27642.....	80
27644	—	Under Driver Transmitter complete for 27645, Nos. 138E, 356C, 427E, 649E, 1508E, 12178, 27474, 27483, 27485, 27497, 27508, 27509, 27630, 27631, 27633 to 27635, 41338, two 145E and four wood screws 1½ in. No. 16.....	3 00
27645	—	Under Driver, lever pressure, three speed, right hand (oil controlling pulley) complete, Nos. 27070, 27643 and 27644.....	4 00
27651	1162	Bobbin Winder for 27588, Nos. 32D, 35D, 27302, 27303, 27538, 27552, 27553, 27587 and two wood screws 1 in. No. 7	1 00

NUMERICAL LIST OF PARTS

NO.	PLATE	NAME	EACH
27739	2837	Thread Unwinder Thread Cone (wood) for 41533.....	\$ 05
Nos. 27750 to 27757 FOR 27770.			
27750	2640	Under Driver Cone Pulley (grooved) two speed, 3¾ in. and 5¼ in. diam., with 873D and 12459.....	60
27751	2641	Under Driver Driving Pulley Shaft Ball Bearing Collar.....	25
27752	2641	Under Driver Driving Pulley Shaft Ball Bearing Collar Pin.....	04
27753	2641	Under Driver Cone Pulley Ball Bearing Adjusting Ring.....	15
27754	2641	Under Driver Driving Pulley Shaft Screw Bearing Ball Case (left) Friction Stud Extension Pin.....	02
27755	2640	Under Driver Dress Guard.....	10
27756	2640	" " Driving Pulley (grooved) 6 in. diam., with 315C, 7958 and 27598	60
27757	2641	Under Driver Driving Pulley Shaft.....	60
27758	2641	" " " " Ball Safety Washer for 27760 and 27765..	01
27759	2641	Under Driver Driving Pulley Shaft Screw Bearing Ball Case (left) for 27760.....	20
27760	—	Under Driver Driving Pulley Shaft Screw Bearing Ball Case (left) complete for 27770, Nos. 27758, 27759, 27761 to 27763 and twelve 25303....	50
Nos. 27761 to 27763 FOR 27760.			
27761	2641	Under Driver Driving Pulley Shaft Screw Bearing Ball Case (left) Friction Stud.....	10
27762	2641	Under Driver Driving Pulley Shaft Screw Bearing Ball Case (left) Friction Stud Ball Plate.....	05
27763	2641	Under Driver Driving Pulley Shaft Screw Bearing Ball Case (left) Friction Stud Ball Plate Washer.....	01
27764	2641	Under Driver Driving Pulley Shaft Screw Bearing Ball Case (right) for 27765.....	20
Nos. 27765 to 27767 FOR 27770.			
27765	—	Under Driver Driving Pulley Shaft Screw Bearing Ball Case (right) complete, Nos. 27758, 27764 and eight 25303.....	30

NUMERICAL LIST OF PARTS

NO.	PLATE	NAME	EACH
27766	2640	Under Driver Frame with two 1122c....	\$ 75
27767	2640	" " Lever with 27768 and two 27878.....	35
27768	2642	Under Driver Lever Brake (leather) two pieces, for 27767.....	03
27769	2642	Under Driver Lever Spring for 27770...	10
27770	—	Under Driver Transmitter complete for 27771, Nos. 348c, 1092E, 1093c, 1507E, 1513E, 2718, 27750 to 27752, 27754 to 27757, 27760, 27765 to 27767, 27769, two each 1143c, 27753, 27795, three wood screws 2 in. No. 16 and twenty-two 25308.....	3 00
27771	—	Under Driver (ball bearing) lever pressure, two speed, right hand, complete, Nos. 27070, 27643 and 27770...	4 00
27795	2641	Under Driver Cone Pulley Ball Bearing Adjusting Ring Set Screw Washer for 27770.....per 100..	25
27875	—	Bobbin Winder for 27876, Nos. 32b, 35D, 27302, 27303, 27538, 27540, 27541, 27587 and two wood screws 1 in. No. 7	90
27876	—	Bobbin Winder (swinging automatic, right hand) complete for 19131, for stand, Nos. 27308 and 27875.....	1 25
27878	2642	Under Driver Lever Brake Rivet for 27767.....	01
27940	2837	Thread Unwinder Spool Stand with 453c for 41533.....	20
28356	2517	Box Plaiter Centre Guide on Slide for 28357.....	2 00
28357	—	Box Plaiter complete, Nos. 1000c, 9752, 9753, 26875 to 26880, 28356, two each 78D, 133F, 190D, 207F, 1529D, 9754 and four 401E.....	12 00
28361	1327	Presser Foot (strip folding) for 31-60 Machine.....	3 50
28362	2651	Edge Folder (left hand) on Slide complete, with right hand upper guide, for arm holes, for 31-60 Machine....	3 50
Nos. 28590 TO 28592 FOR 35305, 35812 AND 36004.			
28590	2070	Ruffler Driving Lever.....	30
28591	2070	" " " Spring.....	10
28592	2070	" " " Collar....	10
28593	1255	" Frame for 35812.....	1 00
28596	—	Presser Foot (right) Shank for 35809...	50
28597	1255	" " " " Cap for 35812	30

NUMERICAL LIST OF PARTS

NO.	PLATE	NAME	EACH
28600	2070	Ruffler Ruffling Blade Lever for 35305.	\$ 50
28601	2070	" Starting Lever with 190D, for 35305, 35812 and 36004.....	30
28607	2070	Ruffler Ruffling Blade Holder Stop for 35305, 35812 and 36004.....	15
28774	1327	Presser Foot (strip folding) to turn the right side under and the left side over, making hem in centre, for 31-60 Machine.....	3 50
28785	2651	Edge Folder (right hand) on Slide complete, to turn edge under, with left hand lower guide, for 31-60 Machine.	3 50
28786	2652	Edge Guide (double) on Slide, left hand lower, right hand upper, slide grooved for taping, for 31-60 Machine.....	3 00
28796	1327	Presser Foot (strip folding) with tape guide, for 31-60 Machine.....	4 25
28801	—	Presser Foot Plate for 28802.....	3 50
28802	2655	Presser Foot (hinged) strip folding, complete, Nos. 26275, 26276 and 28801..	4 25
28805	2652	Strip Folder on Slide with left hand upper and right hand lower guides, for 31-60 Machine.....	5 00
28840	2653	Edge Folder (double) on Slide, left hand lower, right hand upper, to fold the left hand edge over and the right hand edge under, for 31-60 Machine..	4 00
28842	2653	Presser Foot Ribbon Guide for 28843....	2 00
28843	2653	" " with 219F and 28842, for stitching ribbon and net material, for 31-60 Machine.....	3 40
28844	2653	Ruffling Blade for 28843.....	30
28845	—	Ruffling Arm (adjustable) complete for 31-60 Machine, Nos. 226D, 1550H, 24203 to 24206, 26890 and two 665D.	2 40
28854	2657	Edge Folder (double) on Slide, left hand upper, with cord tube, right hand lower, for 31-60 Machine.....	4 50
28855	2657	Presser Foot (grooved) for 28854.....	1 00
28856	2657	Ruffling Blade for 28854.....	30
28865	2657	Edge Guide (left hand) on Slide, for under strip, for 31-60 Machine.....	1 50
28866	2656	Edge Folder (right hand) on Slide, with separating blade to turn the goods over, for 31-60 Machine.....	2 50
28888	2656	Edge Folder (left hand) on Slide, to turn the goods over, for 31-60 Machine....	1 75

NUMERICAL LIST OF PARTS

NO.	PLATE	NAME	EACH
28931	—	Presser Foot Plate for 28933.....	\$3 50
28932	—	" " Shank for 28933.....	75
28933	2655	Presser Foot (hinged) strip folding, complete, for 31-60 Machine, Nos. 12113, 28931 and 28932.....	4 25
28934	2660	Edge Folder (right hand) on Slide complete, with left hand upper guide, for folding bobbinette curtains and inserting edge of lace.....	3 50
28943	2664	Presser Foot (strip folding) for hemming both edges of strip.....	5 00
28954	2667	Presser Foot (strip folding) for making box plait and inserting piping on each edge of plait.....	10 00
28994	2116	Tape Holder (5 in. disc) with two wood screws 1¼ in. No. 10, for under the bench.....	1 50
28995	2670	Presser Foot, for braiding.....	2 50
29599	817	Arm Oil Tube Packing (felt) for 11119, 12454 and 24131..... per 100	25
29633	5736	Feed Rock Shaft Crank with 157E, for 20333.....	25
35018	5792	Tape Delivery Wire for 31-63 Machine (Attachments and Accessories).....	20
35048	2675	Edge Folder (right and left hand) complete, for headings, to turn under or hem the right hand edge and turn under the left hand edge, for 31-60 Machine.....	3 50
35071	2670	Presser Foot (strip folding) for folding strip and inserting piping on each edge of strip.....	10 00
35080	2679	Edge Folder, to turn the goods in, used with 35081.....	2 25
35081	2679	Presser Foot (hinged) strip folding, with tape guide, for 35080.....	6 50
35083	2681	Presser Foot (strip folding) for straight cut goods, to turn under the right and left edges ¼ in., with guide for interlining.....	6 00
35102	2681	Strip Folder on Slide 18114, for folding strip so that both edges will meet in centre, for belt loops of trousers.....	3 00
35103	2681	Presser Foot (tube) for 35102.....	2 00
35111	2670	" " with upper and lower strip folder, for ¼ in. to ½ in. gauge.....	7 00

NUMERICAL LIST OF PARTS

NO.	PLATE	NAME	EACH
35132	2685	Strip Folder on Slide 18114, to turn both edges up, so that the edges will meet in centre, for garters.....	\$4 50
35133	2686	Presser Foot (strip folding) to turn under both edges ¼ in., for garters, for 35132	6 00
35143	816	Tweezers, 4 in. (Attachments and Accessories).....	10
35194	5646	Presser Foot, for gathering.....	1 75
35195	—	" " Plate for 35196.....	1 75
35196	1327	Presser Foot (hinged) complete, for light, medium and heavy lap seam feller, for 31-52 and 31-54 Machines, Nos. 26275, 26276 and 35195.....	2 50
35223	954	Edge Folder (right hand) complete, with under strip folder, for work on flannel skirts, for 31-60 Machine.....	6 00
35259	2679	Presser Foot (strip folding) with tape guide.....	4 50
Nos. 35271 to 35274 for 35278.			
35271	2063	Separating Blade.....	50
35272	2061	" " Arm.....	1 75
35273	2061	" " " Bracket.....	1 40
35274	2061	" " " Latch Lever with 35275.....	1 25
35275	2061	Separating Blade Arm Latch Lever Stud for 35274.....	25
35276	2061	Separating Blade Holder for 35278.....	75
35277	2061	Separating Blade Holder Spring for 35278.....	05
35278	—	Separating Blade (hinged) complete for 31-60 Machine, Nos. 76D, 108D, 4604, 10135, 14026, 35271 to 35274, 35276, 35277, two each 102D, 239D and 337D	3 50
35281	2063	Edge Guide (lower) right hand, on Slide 18114, for 35278.....	1 00
35282	2064	Edge Guide (upper) left hand, for 35278	1 00
35284	2064	" Folder (upper) left hand, for 35278	1 75
35287	2059	Guide (hinged) right hand, complete, for closing front seams on straight front corsets, Nos. 36224, 36225 and 50094D	3 00
35288	2059	Presser Foot with guide on bottom to the left of needle holes, for 35287.....	1 50
35289	2059	Guide (hinged) left hand, complete, for closing front seams on straight front corsets, Nos. 36226, 36227 and 50094D	3 00
35290	2059	Presser Foot with guide on bottom to the right of needle holes, for 35289.....	1 50

NO.	PLATE	NAME	EACH
35292	954	Edge Folder (left hand) complete, with right hand upper guide for bobbinette material, for 31-60 Machine.....	\$ 3 50
35293	2068	Edge Folder (double) on Slide complete, left hand upper, right hand lower, for bobbinette material, for 31-60 Machine	4 00
35294	—	Presser Foot Plate for 35295.....	3 50
35295	2065	Presser Foot (hinged) strip folding, complete, for 31-53 Machine, Nos. 26275, 26276 and 35294.....	4 25
35300	2068	Edge Folder (left hand) on Slide complete, to turn edge under, with right hand lower guide, for turning silk bolting cloth and stitching to cotton webbing and ticking.....	3 50
35301	2060	Shuttle Race Slide Guide (front) with 651E and 19147, for 35287 and 35289.	50
35302	2070	Ruffler Frame for 35305 and 36004.....	1 25
35303	2070	Presser Foot for 35305 and 36004.....	75
35304	2070	Ruffler Ruffling Blade for 35305.....	15
35305	2069	Ruffler (power) complete, with lever for throwing ruffling blade into action, for intermittent ruffling, for shirt yokings, etc., for 35308, Nos. 185H, 226D, 560C, 1049D, 1101C, 1550H, 1603H, 1647C, 24203 to 24206, 28590 to 28592, 28600, 28601, 28607, 35302 to 35304, 35307 and two 665D.....	9 00
35306	—	Ruffler Needle Clamp Body for 35307..	1 35
35307	2069	Ruffler Needle Clamp complete for 35305, 35312 and 36004, Nos. 26228, 35306 and two 209F.....	1 50
35308	2071	Strip Folder on Slide 18114, with upper right hand edge folder, to turn the goods under, with separating blade and guide for draw string, for 35305 and 36004.....	6 00
Nos. 35309 to 35311 FOR 35305.			
35309	2071	Strip Folder on Slide 18114, with separating blade and guide for draw string.....	3 25
35310	2071	Strip Guide on Slide 18114, with guide for draw string.....	2 50
35311	2072	Edge Folder (left hand) on Slide complete, to turn the goods up, with separating blade and right hand upper guide.....	3 50

NO.	PLATE	NAME	EACH
35312	2072	Ruffler Ruffling Blade for 35311.....	\$ 50
Nos. 35326 to 35330 FOR 35331.			
35326	2065	Presser Foot (left) with 7311.....	1 75
35327	2065	" " (right) with 7311.....	1 75
35328	2065	" " Bracket.....	3 00
35329	2065	" " Cap with two 2974.....	75
35330	2065	" " Hinge Connection.....	1 25
35331	2065	Presser Foot (compensating) complete for 35332, Nos. 107D, 220D and 35326 to 35330.....	8 50
35332	2066	Strip Folder on Slide, for making overall straps, for 31-53 Machine.....	6 00
35362	2065	Presser Foot with upper and lower strip folder.....	6 00
Nos. 35479 to 35482 FOR 31-54 MACHINE.			
35479	1242	Feed Dog with 19118, for $\frac{3}{16}$ in. gauge.	1 75
35480	1243	Presser Foot (spring hinged) with edge guide and left hand lap seam feller, for inserting shirt bosoms.....	10 00
35481	1244	Presser Foot (spring hinged) with edge guide and right hand lap seam feller, for inserting shirt bosoms.....	10 00
35482	1242	Throat Plate for 35479.....	1 20
35542	1003	Presser Foot (tube) for strip, with two tubes for braid, to stitch braid to each edge of strip.....	6 00
Nos. 35556 to 35559 FOR 35560.			
35556	1245	Presser Foot (left).....	1 50
35557	1245	" " (right).....	1 50
35558	1245	" " Shank (left) with 7311....	1 25
35559	1245	" " " (right) with 7311... ..	1 25
35560	1245	Presser Foot (compensating) complete for 35561, Nos. 106D, 220D, 7308 to 7310, 35556 to 35559 and two 2532..	8 50
35561	1245	Hemmer (double) on Slide, for $\frac{3}{16}$ in. to $\frac{1}{4}$ in. hem, for hemming two pieces in one operation, for skirt ruffles, etc....	3 00
Nos. 35691 to 35699 FOR 31-62 MACHINE.			
35691	1248	Binder on Slide 18114, for $\frac{1}{2}$ in. to $1\frac{1}{2}$ in. ribbon binding, for blankets..	5 00
35692	—	Binder on Slide 18114, for $1\frac{1}{8}$ in. to $2\frac{1}{2}$ in. ribbon binding, for blankets..	6 00
35693	—	Binder on Slide 18114, for $2\frac{1}{8}$ in. to $3\frac{1}{2}$ in. ribbon binding, for blankets..	8 00

NUMERICAL LIST OF PARTS

NO.	PLATE	NAME	EACH
35694	1249	Feed Dog with 19118, for $\frac{3}{16}$ in. to $\frac{1}{2}$ in. gauge, for 35691 to 35693.....	\$1 75
35695	1249	Throat Plate for 35694.....	1 25
35696	1249	Lifting Presser Foot for 35691.....	1 25
35697	1249	Vibrating Presser Foot for 35691.....	1 25
35698	1249	Lifting Presser Foot for 35692 and 35693	1 50
35699	1249	Vibrating Presser Foot for 35692 and 35693.....	1 50
35702	1251	Strip Folder on Slide 18114 with lining guide, for making side straps for trousers.....	7 00
35703	1251	Presser Foot for 35702.....	1 25
35801	1254	Strip Folder on Slide 18114 with guides for steel and interlining.....	3 50
35802	—	Presser Foot Plate for 35804.....	2 75
35803	—	" " Shank for 35804.....	75
35804	1254	Presser Foot (hinged) complete for 35801, Nos. 26276, 35802 and 35803..	3 50
35807	1255	Presser Foot (left) for 35812.....	75
35808	—	" " (right) Plate for 35809....	75
Nos. 35809 to 35811 for 35812.			
35809	1255	Presser Foot (right) complete, Nos. 2521, 2532, 28596 and 35808.....	1 25
35810	1255	Ruffler Ruffling Blade.....	20
35811	1255	" " " Lever.....	2 00
35812	1255	Ruffler (power) complete, with lever for throwing ruffling blade into action, for intermittent ruffling, for shirt yokings, etc., Nos. 185H, 226D, 560C, 706D, 1049D, 1101C, 1550H, 1603H, 1647C, 2656, 24203 to 24206, 28590 to 28593, 28597, 28601, 28607, 35307, 35807, 35809 to 35811, two 665D and three 193D.....	6 50
35813	1256	Double Edge Folder (right hand) with separating blade, for ruffling shirt body and putting in yoke, for 35812.....	5 00
35814	1257	Feed Dog with 19118, for $\frac{3}{16}$ in. to $\frac{3}{8}$ in. gauge, for 35812, for 31-52 Machine...	2 00
35815	1257	Throat Plate for 35814.....	1 50
35816	1257	Feed Dog with 19118, for $\frac{3}{16}$ in. to $\frac{3}{8}$ in. gauge, for 35812, for 31-54 Machine..	1 50
35817	1257	Throat Plate for 35816.....	1 50
35835	2696	Presser Foot (strip folding) with tongue slotted for interlining and guide, for steel.....	5 00

NUMERICAL LIST OF PARTS

NO.	PLATE	NAME	EACH
35878	1254	Strip Folder on Slide 18114 with guide for interlining.....	\$3 00
35885	—	Presser Foot Plate for 35887.....	4 25
35886	—	" " Shank for 35887.....	75
35887	5797	Presser Foot (strip folding) hinged, complete, with guide for draw string, Nos. 26276, 35885 and 35886.....	5 00
35925	817	Tape Holder Disc Hub with 286D, for 26062.....	10
35945	5794	Edge Guide (double) on Slide, left hand lower, right hand upper, slide grooved for taping.....	2 50
35994	5794	Edge Folder (double) on Slide 18114..	4 00
36002	5795	Ruffler Ruffling Blade for 36004.....	30
36003	5795	" " " Lever for 36004..	1 00
36004	5795	Ruffler (power) complete, with lever for throwing ruffling blade into action, for intermittent ruffling, for shirt yokings, etc., for 35808, Nos. 185H, 226D, 560C, 1049D, 1101C, 1550H, 1603H, 1647C, 24203 to 24206, 28590 to 28592, 28601, 28607, 35302, 35303, 35307, 36002, 36003 and two 665D.....	9 00
36077	5796	Strip Folder on Slide 18114, for light material, for making straps.....	6 00
36078	5796	Presser Foot for 36077.....	1 25
36089	5797	" " (strip folding) for long strips.....	7 00
36105	5799	Feed Dog with 19118, for $\frac{3}{16}$ in. to $\frac{1}{2}$ in. gauge, for 31-54 and 31-60 Machines.	1 50
36106	5799	Throat Plate for 36105, for under strip.	1 75
36107	5777	Ruffling Separating Blade on Slide, for under strip, for 31-60 Machine.....	50
Nos. 36204 to 36210 for 31-61 and 31-64 MACHINES.			
36204	5777	Edge Folder on Slide 18114.....	2 50
36205	5777	" " Holder with 8505 and 18116.....	80
36206	5777	Guide (left, lower).....	75
36207	5777	" (" upper).....	75
36208	5776	" (left) Holder with 18191.....	2 00
36209	5776	" " " Lock Spring.....	35
36210	5776	" " " Slide.....	75
Nos. 36211 to 36220 for 31-61 MACHINE, OBSOLETE.			
36211	5776	Guide (right).....	75
36212	5775	" " Arm.....	4 00

196 NUMERICAL LIST OF PARTS

NO.	PLATE	NAME	EACH
36213	5775	Guide (right) Arm Bracket with two 463C.....	\$2 00
36214	5775	Guide (right) Arm Bracket Cap (back).....	50
36215	5775	" " " " " (front).....	50
36216	5775	" " " Gib.....	50
36217	5776	" " " Lock Spring.....	50
36218	5776	" " " Stop.....	40
36219	5776	" " " Plate.....	40
36220	5776	" " Separating Blade.....	1 50
36224	2059	" (right hand) for 35287.....	2 25
36225	2059	" " " Hinge Plate for 35287.....	65
36226	2059	Guide (left hand) for 35289.....	2 25
36227	2059	" " " Hinge Plate for 35289.....	65
36295	—	Presser Foot Plate for 36296.....	3 25
36296	1003	Presser Foot (tube) spring hinged, complete, with guide for opening seams, Nos. 20048, 26231, 26276 and 36295.....	4 00
36297	5798	Presser Foot with upper and lower strip folder, for 1 1/8 in. to 1 1/4 in. gauge.....	8 00
Nos. 36298 TO 36300 FOR 31-64 MACHINE.			
36298	5780	Guide (right) and Separating Blade.....	3 50
36299	5780	" " " Holder.....	2 00
36300	5780	" " " " Arm with 2301.....	1 50
Nos. 36310 TO 36318 FOR 31-52 MACHINE.			
36310	2086	Throat Plate, for two under strips, for 26725.....	2 75
36311	2086	Throat Plate, for two under strips, with adjustable under strip guide, for 26725.....	4 00
36312	2086	Feed Dog with 19118, for 1 7/32 in. to 1 3/16 in. gauge, for 36313 to 36316.....	1 65
Nos. 36313 TO 36316 FOR 36312.			
36313	2086	Throat Plate, for under strip.....	2 25
36314	5800	" " " two under strips.....	3 00
36315	5800	" " " with adjustable under strip guide.....	3 75
36316	5801	Throat Plate, for two under strips, with adjustable under strip guide.....	4 00
36317	5802	Feed Dog with 19118 for 2 3/32 in. to 1 1/4 in. gauge, for 36318.....	2 00
36318	5802	Throat Plate, for under strip, for 36317.....	2 50
36319	5801	Feed Dog with 19118, for 1 7/32 in. to 1 3/16 in. gauge, for 36320, for 31-54 and 31-60 Machines.....	1 75
36320	5801	Throat Plate, for under strip, for 36319.....	2 25

NUMERICAL LIST OF PARTS 199

NO.	PLATE	NAME	EACH
36321	2662	Feed Dog with 19118, for 1 in. to 1 3/16 in. gauge, for 35305.....	\$1 75
36322	2662	Throat Plate for 36321.....	1 20
36323	2663	Feed Dog with 19118, for 2 7/32 in. to 1 1/4 in. gauge, for 35305.....	1 75
36324	2663	Throat Plate for 36323.....	1 35
36325	5799	" " " two under strips, for 36105.....	2 75
36331	5777	Ruffling Separating Blade Holder for 31-60 Machine.....	75
38179	5779	Ruffling Arm (upper) with two 190D, for 43958.....	1 25
41338	362	Under Driver Lever for 27644.....	25
41437	2837	Thread Unwinder Thread Guard Rod, 30 in. long, with 735C, for 41533.....	40
41514	2837	Thread Unwinder Spool Weight, 4 in. diam., with 41515, for 41533.....	15
41515	1208	Thread Unwinder Spool Weight Centre Pin for 41514.....	05
41530	2837	Thread Unwinder Spool Rest for 41531.....	30
41531	—	" " " " 41530 with 1149C and two each 155C and 27623, for 41533.....	50
41533	2837	Thread Unwinder complete, for two large spools or two large cones of thread, Nos. 27940, 41437, 41531, 41566, two each 27739, 41514 and three wood screws 1 in. No. 12.....	1 80
41566	2837	Thread Unwinder Thread Guard with two 41569, for 41533.....	30
41569	—	Thread Unwinder Thread Guard Eyelet for 41566.....	02
Nos. 43819 TO 43825 FOR 31-63 MACHINE.			
*43819	—	Arm with 11104.....	8 00
43820	5768	Balance Wheel with two 453C.....	1 25
*43821	—	Bed.....	5 00
43822	5768	Face Plate complete, Nos. 19155, 19327 and 43885.....	1 00
43823	5789	Feed Dog with 19118.....	6 00
43824	5782	Plaiting Blade (lower).....	1 00
43825	5782	" " " " Holder.....	3 00
43826	5782	" " " " " Hinge Stud for 43861, obsolete.....	1 50
Nos. 43827 TO 43860 FOR 31-63 MACHINE.			
43827	5782	Plaiting Blade (upper).....	1 25
43828	5782	" " " " Holder.....	3 00

200 | NUMERICAL LIST OF PARTS

NO.	PLATE	NAME	EACH
43829	5783	Plaiting Blade Separating Spring.....	\$ 03
43830	5784	Cam No. 10.....	2 50
43831	5784	" " " 11.....	2 50
43832	5784	" " " 12.....	4 00
43833	5784	" " " 13.....	4 00
43834	5785	" " " 14.....	4 00
43835	5783	" " Position Stud for 43838....	10
43836	5782	" " Shaft (horizontal) with 8386.....	2 00
43837	5786	Plaiting Cam Shaft (horizontal) Bevel Gear with two 998c.....	1 50
43838	5782	Plaiting Cam Shaft (upright) with 43835	2 00
43839	5786	" " " " Bevel Gear with two 947c.....	2 00
43840	5786	Plaiting Cam Shaft (upright) Collar with two 624c.....	30
*43841	—	Plaiting Cam Shaft Bracket with 449c..	5 00
43842	5781	" Connecting Rod with 359c, 43843 and two 127E.....	2 00
*43843	—	Plaiting Connecting Rod Cap for 43842.	—
43844	5781	" Eccentric with two 448c.....	2 00
43845	5787	" Gear (back) with two 159F....	1 75
43846	5787	" " (front) with two 449c.....	75
43847	—	" " (intermediate) large, 20427 with 18055 and 43848.....	2 00
43848	5787	Plaiting Gear (intermediate) small, for 43847.....	75
43849	5786	Plaiting Gear (intermediate) Stud.....	1 00
43850	5781	" Lever with two 363c.....	2 00
43851	5781	" " Shaft.....	40
*43852	—	" " " Bracket (left).....	75
*43853	—	" " " " (right)....	75
43854	5781	" " " Crank with two 446c.....	1 50
43855	5781	Plaiting Regulator with 228d.....	5 00
43856	5783	" " Adjusting Stud Nut Washer.....	05
43857	5783	Plaiting Regulator Adjusting Stud Sleeve.....	40
43858	5768	Plaiting Regulator Bracket with four 145d.....	2 00
43859	5781	Plaiting Regulator Connecting Link with two 157E.....	1 75
43860	5781	Plaiting Regulator Crank with two 795c.	75
43861	5782	" Rock Shaft for 20409, obsolete..	4 00

NUMERICAL LIST OF PARTS

201

NO.	PLATE	NAME	EACH
Nos. 43862 TO 43885 FOR 31-63 MACHINE.			
43862	5788	Plaiting Rock Shaft Connecting Rod... \$1 00	
43863	5788	" " " Crank with 1186E..	1 50
43864	5782	" " " Hinge Pin.....	1 75
43865	5788	" " " Lever.....	3 50
43866	5791	Presser Foot with 43868, two each 468F, 43869 and three 43867.....	5 00
43867	5791	Presser Foot Spring for 43866.....	05
43868	5791	" " " Bar for 43866.....	05
43869	5791	" " " " Stud for 43866	25
43870	5792	Separating Blade.....	30
43871	5792	" " Bracket.....	75
43872	5792	" " " Arm.....	1 00
43873	5792	" " Holder.....	1 00
43874	5793	Shuttle (inside) Bobbin Case Latch and Position Finger for 43875.....	35
43875	5793	Shuttle (inside) Bobbin Case complete for 43876, Nos. 591F, 592E, 2521, 19149 and 43874.....	75
43876	5793	Shuttle (inside) 1 1/16 in. diam., Nos. 19131, 19136 and 43875.....	1 50
43877	5792	Strip Guide (left) for one strip.....	1 00
43878	5792	" " (right) for one strip.....	1 00
43879	5792	" " (left) for two strips.....	1 00
43880	5792	" " (right) for two strips.....	1 00
43881	5792	" " Holder.....	75
43882	5790	Throat Plate for 43823, for under strip.	6 00
43883	5792	Shuttle (inside) Bobbin Case Extractor (Attachments and Accessories).....	20
43884	5781	Wrench for 363, 795 and 1546 (Attach- ments and Accessories).....	25
43885	—	Face Plate for 43822.....	50
43888	5783	Plaiting Blade (lower) Holder Spring Stop for 31-63 Machine.....	20
43888	5783	Plaiting Blade (upper) Holder Spring Stop for 31-63 Machine.....	20
Nos. 43891 TO 43893 FOR 31-63 MACHINE.			
43891	5782	Plaiting Blade (lower) Holder Hinge Stud.....	1 50
43891	5782	Plaiting Blade (upper) Holder Hinge Stud.....	1 50
43892	5782	Plaiting Rock Shaft.....	4 00
43893	5788	" " " Lever Roller and Stud Thumb Screw Washer.....	15
43894	—	Presser Foot Plate for 43895.....	2 00

NUMERICAL LIST OF PARTS

NO.	PLATE	NAME	EACH
43895	5770	Presser Foot (spring hinged) tube, complete, for taping, for 31-52 and 31-54 Machines, Nos. 20048, 26231, 26276 and 43894.....	\$2 75
43928	—	Foot Lifter complete for 31-62 Machine, Nos. 76D, 766D, 802D, 1521E, 4880, 4885, 5598, 5670, 12415, 12416, 19372, 20340, 21301 and two 178C.....	3 00
43931	—	Knee Lifter complete (stand No. 25265) for 31-62 Machine, Nos. 76D, 766D, 802D, 1521E, 5598, 12415, 12416, 19372, 20340, 20465, 21301 and two 178C.....	2 85
43936	—	Knee Lifter complete (stand No. 25265) for 31-62 Machine, Nos. 76D, 766D, 802D, 1521E, 5598, 12250, 12415, 12416, 19372, 20340, 21301 and two 178C.....	2 10
*43948	—	Arm with 11104, for 31-62 Machine....	5 25
43949	5778	Vibrating Presser Bar for 43956.....	75
43950	5778	Ruffling Arm (upper) with 1438D and 43951, for 43952, obsolete.....	1 25
43951	5778	Ruffling Arm (upper) Key for 43950, obsolete.....	40
43952	5778	Ruffling Arm (adjustable) for 43953, Nos. 2291, 26888, 43950 and two 207F, obsolete.....	1 55
43953	—	Ruffling Arm (adjustable) complete for 31-61 Machine, Nos. 226D, 1550H, 24203 to 24206, 43952, 43955 and two 665D, obsolete.....	3 00
43954	5778	Ruffling Arm Shaft for 31-61 Machine, obsolete.....	50
43955	5778	Ruffling Blade for 43953 and 43959....	30
43956	—	Lifting Presser Bar Guide Bracket complete for 31-62 Machine, Nos. 19356, 19357, 24589, 43949 and three 199D... ..	4 25
Nos. 43957 to 43963 FOR 31-64 MACHINE.			
43957	5779	Ruffling Arm (lower) for 43958.....	50
43958	5779	" " (adjustable) for 43959, Nos. 2291, 38179, 43957 and two 207F.....	1 80
43959	—	Ruffling Arm (adjustable) complete, Nos. 226D, 1550H, 24203 to 24206, 43955, 43958 and two 665D.....	3 25
43960	5779	Ruffling Arm Shaft.....	20
43961	5779	" " " Bracket (left).....	30

NUMERICAL LIST OF PARTS

NO.	PLATE	NAME	EACH
43962	5779	Ruffling Arm Shaft Bracket (right)....	\$1 50
43963	5779	" " Regulator with 225F.....	60
43964	2082	Throat Plate (flush) for 20103, for 31-52 Machine.....	1 00
43965	2082	Throat Plate for 20086, for lap seam feller.....	1 00
43966	5803	Feed Dog with 19118, for 5/32 in. to 1/4 in. gauge, for 31-55 Machine.....	1 50
43967	5803	Throat Plate for 43966.....	1 00
43968	807	Feed Dog with 19118, for 3/16 in. to 9/16 in. gauge, for 31-54 Machine.....	1 50
43969	807	Throat Plate for 43968.....	1 00
43970	—	Presser Foot Plate for 43972.....	1 85
43971	—	" " Shank for 43972.....	65
43972	5770	Presser Foot (hinged) long toe, complete, for inside stays, for 31-51 and 31-55 Machines, Nos. 26276, 43970 and 43971.....	2 50
43973	—	Presser Foot Plate for 43975.....	1 85
43974	—	" " Shank for 43975.....	65
43975	5770	Presser Foot (spring hinged) complete, for bolting cloth, for 31-52 and 31-54 Machines, Nos. 26231, 26276, 43973 and 43974.....	2 50
43976	5769	Feed Lifting Rock Shaft Crank Connecting Rod (cast iron) with 43977 and two 145E.....	80
*43977	—	Feed Lifting Rock Shaft Crank Connecting Rod Cap for 43976.....	30
Nos. 46506 TO 46509 FOR 46520.			
46506	3826	Pitman Ball Bearing Adjusting Screw Ring.....	15
46507	3826	Pitman Ball Bearing Adjusting Screw Ring Locking Washer (brass) per 100.....	25
46508	3826	Pitman Ball Bearing Ring.....	10
46509	3826	" " Case.....	25
46519	3825	Band Wheel Crank for 46520.....	15
Nos. 46520 TO 46522 FOR 25265.			
46520	—	Band Wheel Crank and Pitman (ball bearing) complete, Nos. 1520E, 1670E, 25361, 25371, 46506 to 46509, 46519, 46523 and eleven 25362.....	1 45
46521	3825	Brace with 296C, two 297C and three 1507E.....	1 70
46522	3825	Leg.....	1 60

NUMERICAL LIST OF PARTS

NO.	PLATE	NAME	EACH
46523	3825	Pitman Rod with 25360, for 46520.....	\$ 15
46524	3825	Treadle for 25265.....	65
46527	3827	Brace (sectional) complete for 25265, Nos. 46528, 46529 and three 880E....	1 85
46528	3827	Brace Section (left) with 297C and 1507E for 46527.....	65
46529	3827	Brace Section (right) with 296C, 297C and two 1507E, for 46527.....	1 20
50006C	5783	Plaiting Connecting Rod Hinge Screw for 31-63 Machine.....	12
50007E	5783	Plaiting Regulator Adjusting Stud for 31-63 Machine.....	15
50035E	5783	Plaiting Blade (lower) Holder Spring Stop Screw for 31-63 Machine.....	10
50035E	5783	Plaiting Blade (upper) Holder Spring Stop Screw for 31-63 Machine.....	10
50094D	2059	Guide (right hand) Hinge Screw for 35287.....	06
50094D	2059	Guide (left hand) Hinge Screw for 35289	06

PLATE 362—ONE-FOURTH SIZE

27630



27509



27640




27635



27639



27634



9079



27508



27637



41338




PLATE 363—ONE-FOURTH SIZE

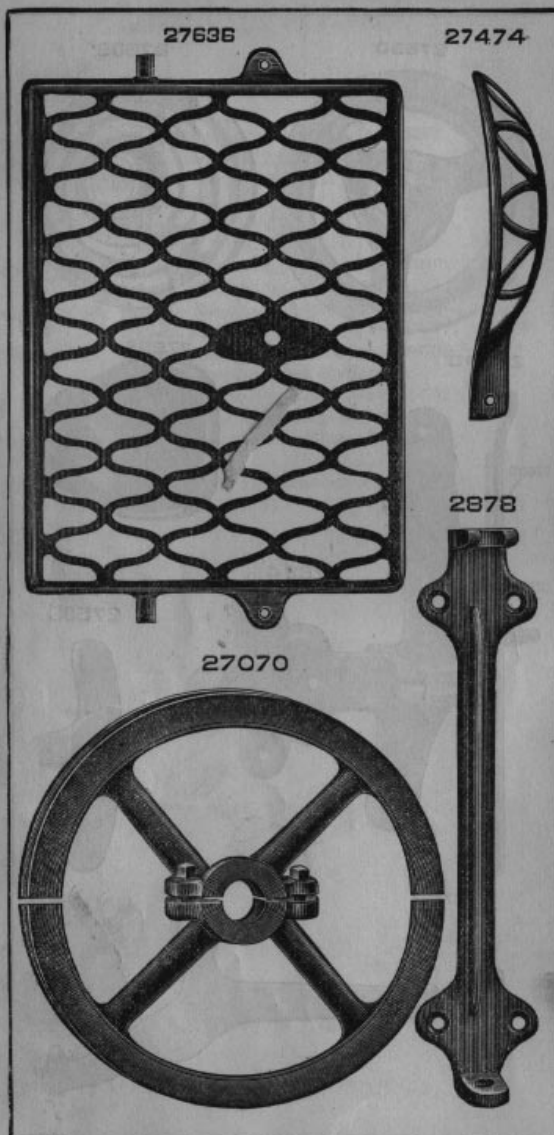


PLATE 766—ONE-FOURTH SIZE




PLATE 768—ONE-HALF SIZE




PLATE 768—FULL SIZE




PLATE 783—FULL SIZE




PLATE 785—FULL SIZE

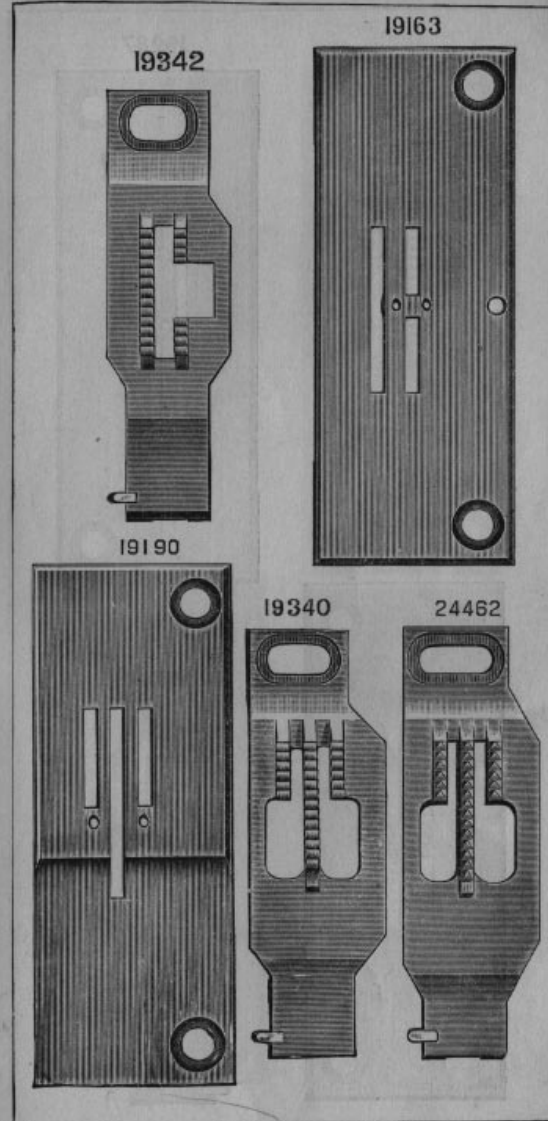


PLATE 786—FULL SIZE

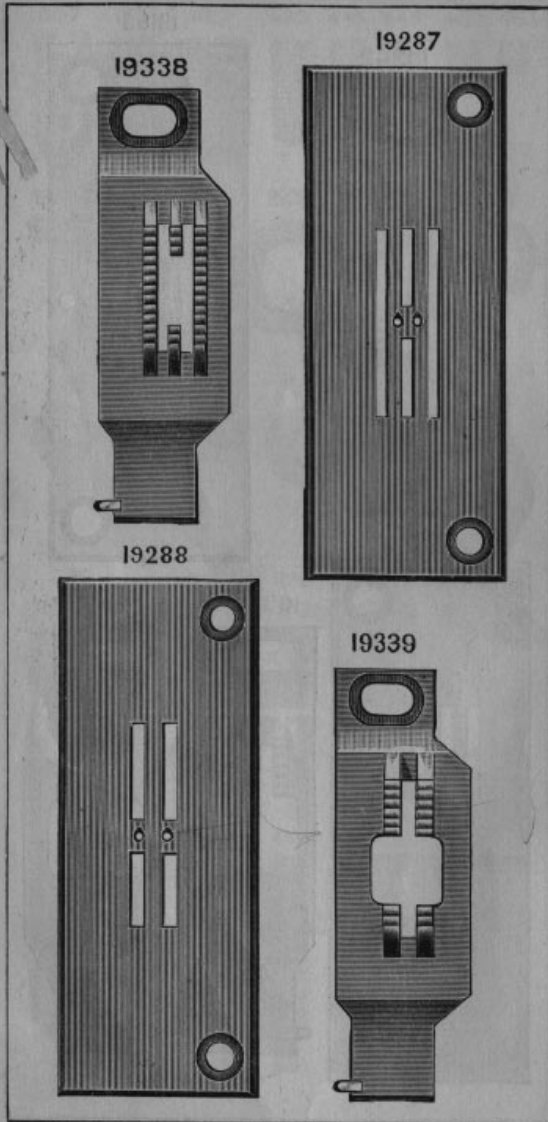


PLATE 787—FULL SIZE






PLATE 788—FULL SIZE


19274



19283



19289



19344






PLATE 789—FULL SIZE


19343



19291



19290



19341




PLATE 790—FULL SIZE




PLATE 791—FULL SIZE





PLATE 792—FULL SIZE

19450



19451



19469



19468





PLATE 793—FULL SIZE

SB 19470




19471



19481



19479



4515



PLATE 794—FULL SIZE

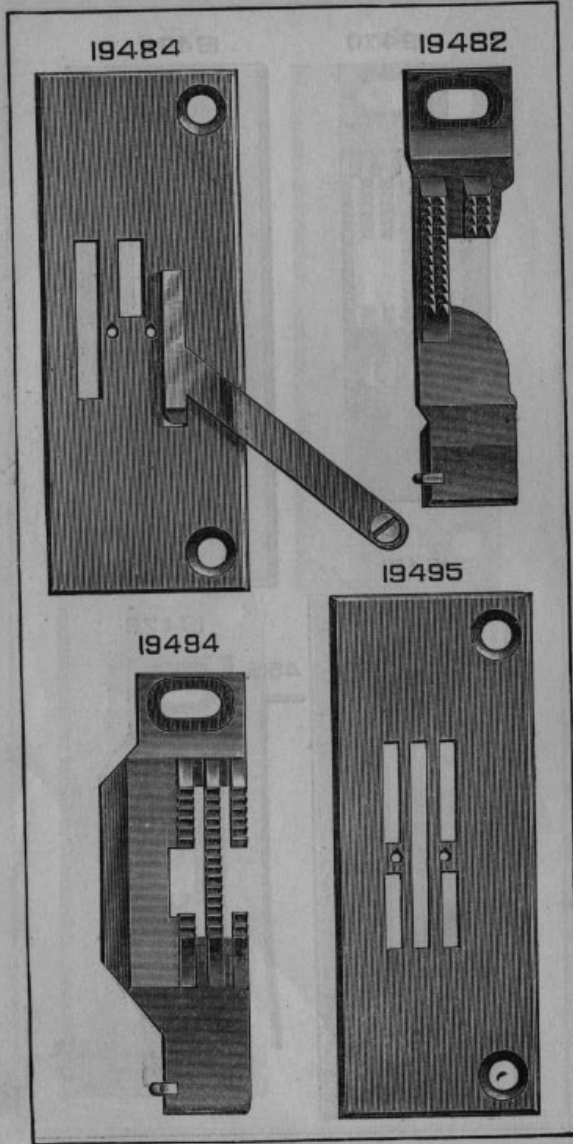


PLATE 795—FULL SIZE

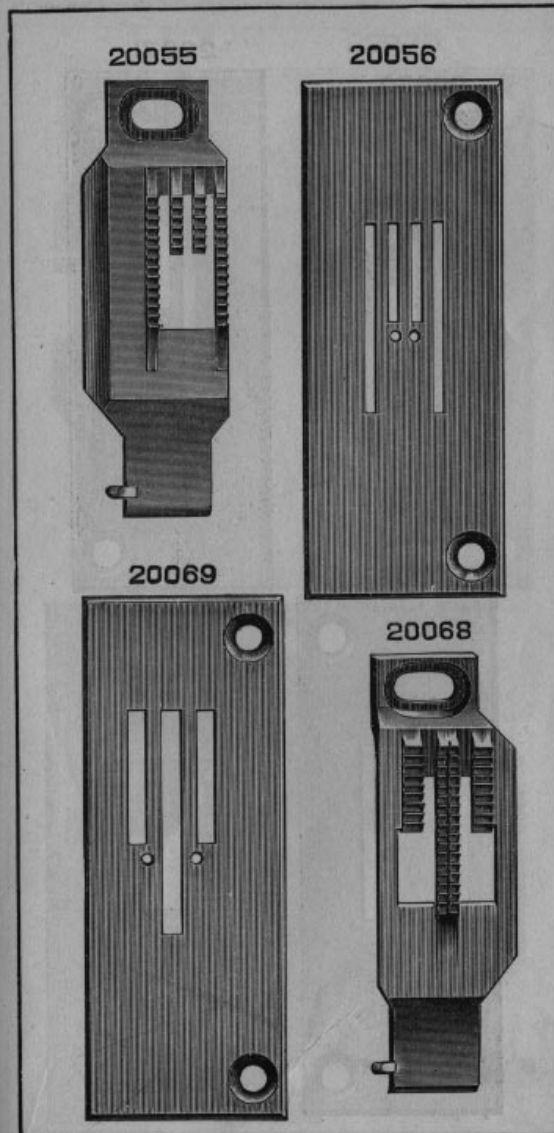


PLATE 796—FULL SIZE

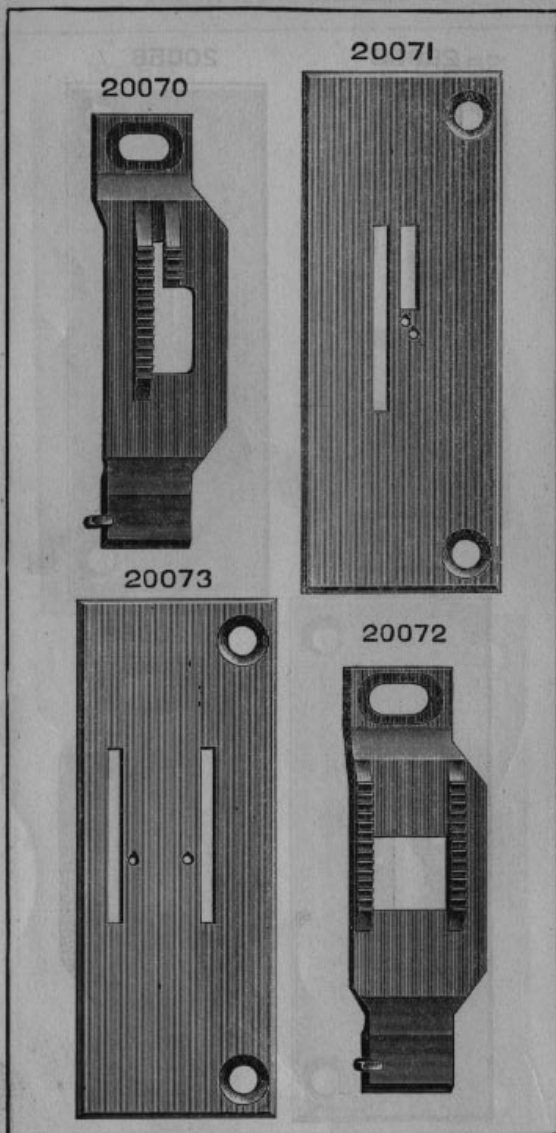


PLATE 797—FULL SIZE




PLATE 798—FULL SIZE




PLATE 799—FULL SIZE




PLATE 800—FULL SIZE




PLATE 802—FULL SIZE

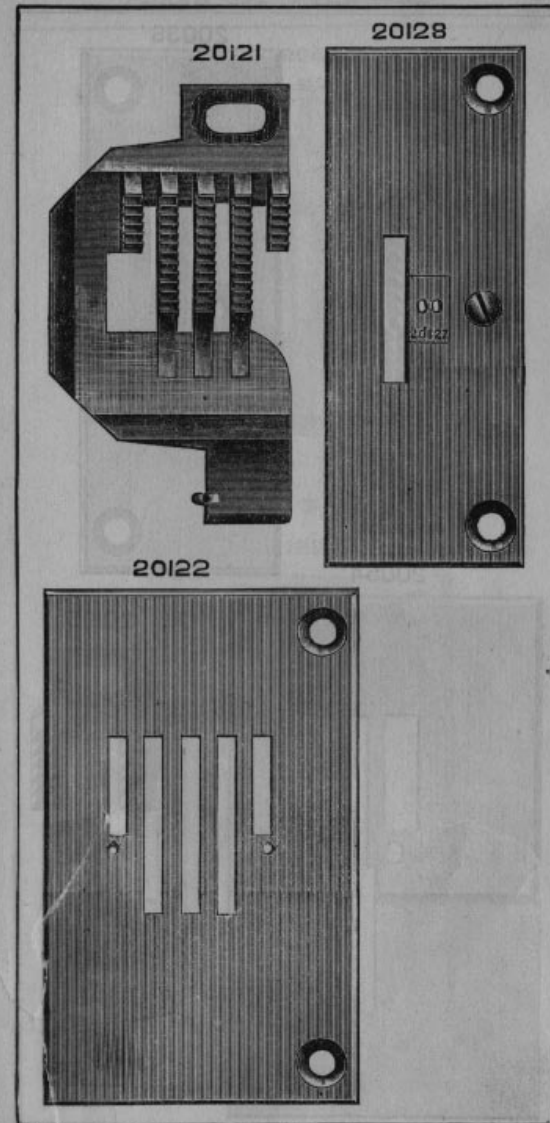


PLATE 803—FULL SIZE

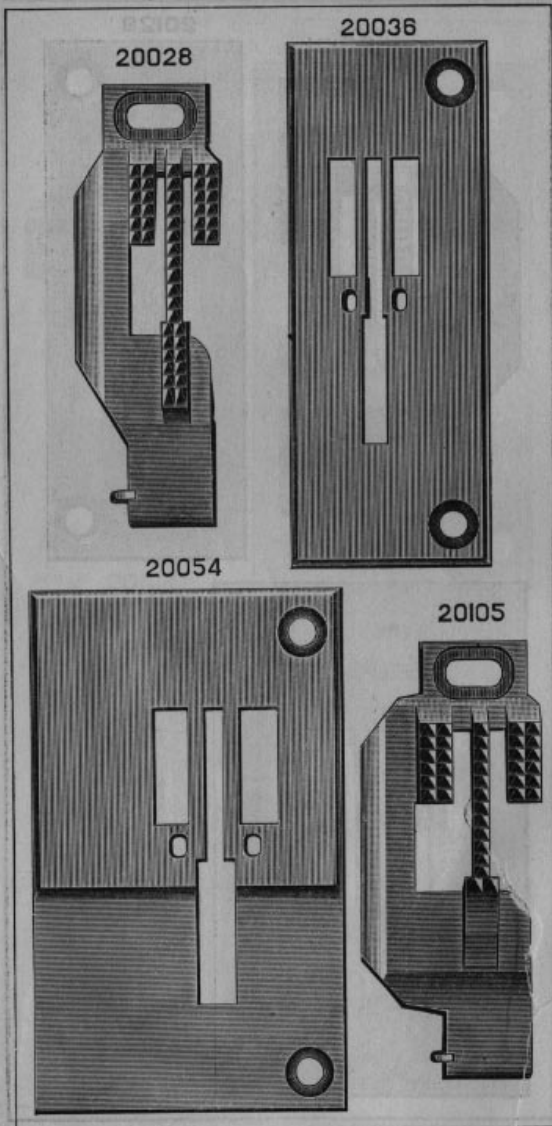


PLATE 804—FULL SIZE




PLATE 805—FULL SIZE

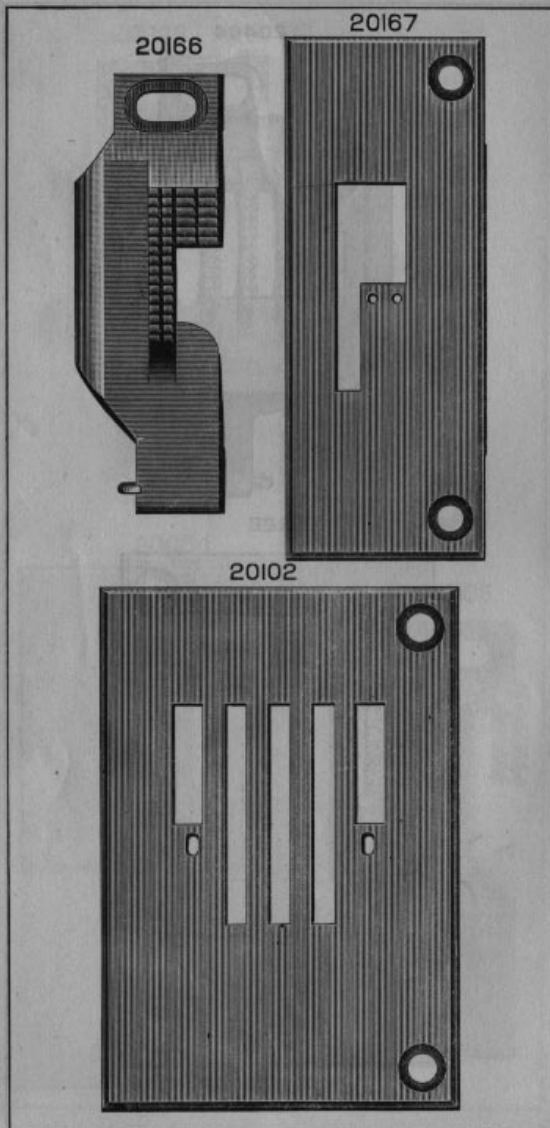


PLATE 806—FULL SIZE

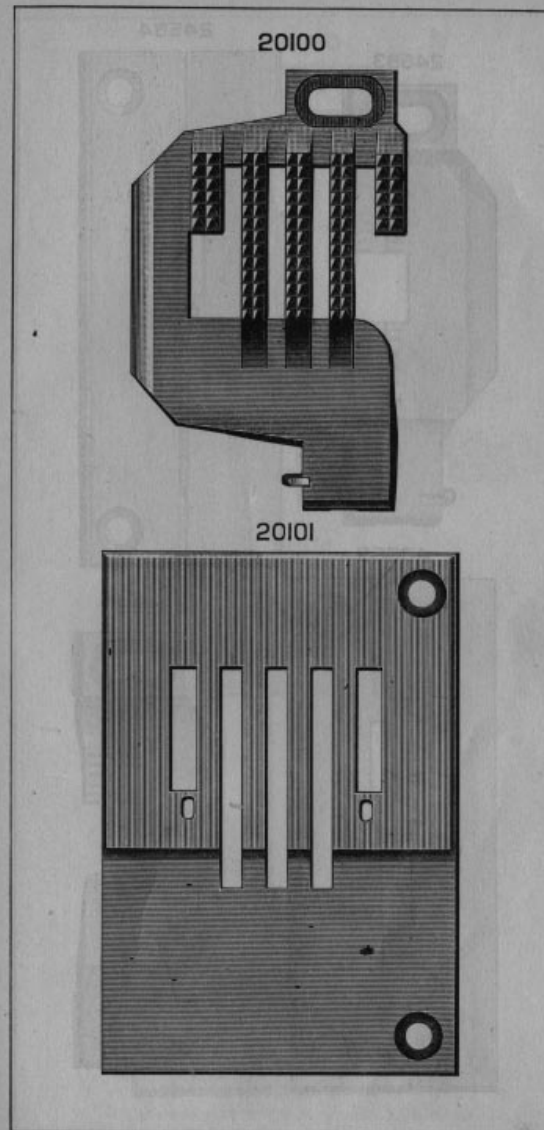


PLATE 807—FULL SIZE

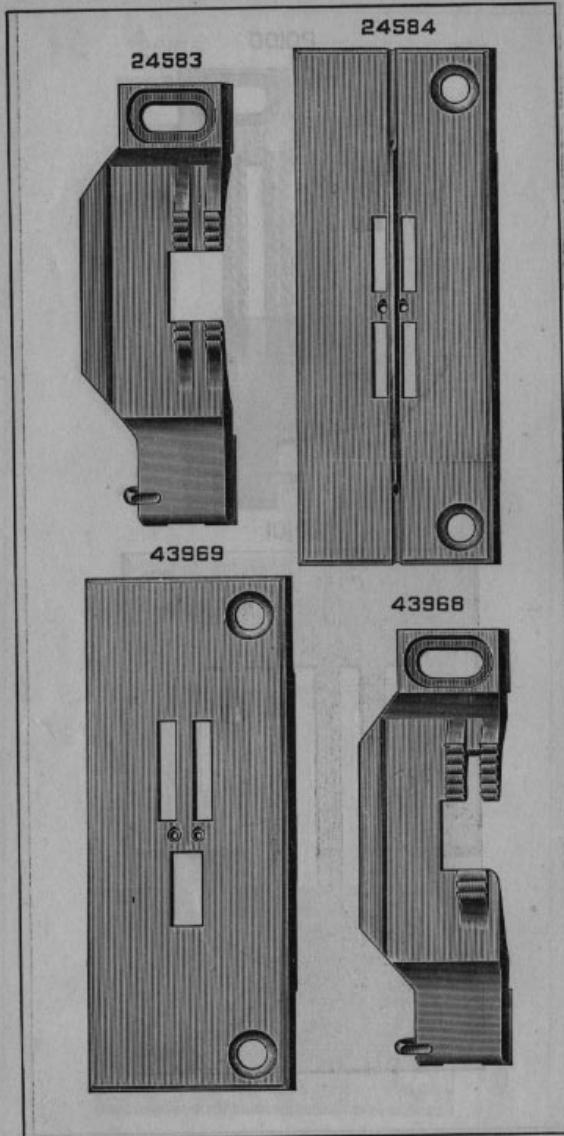


PLATE 808—FULL SIZE

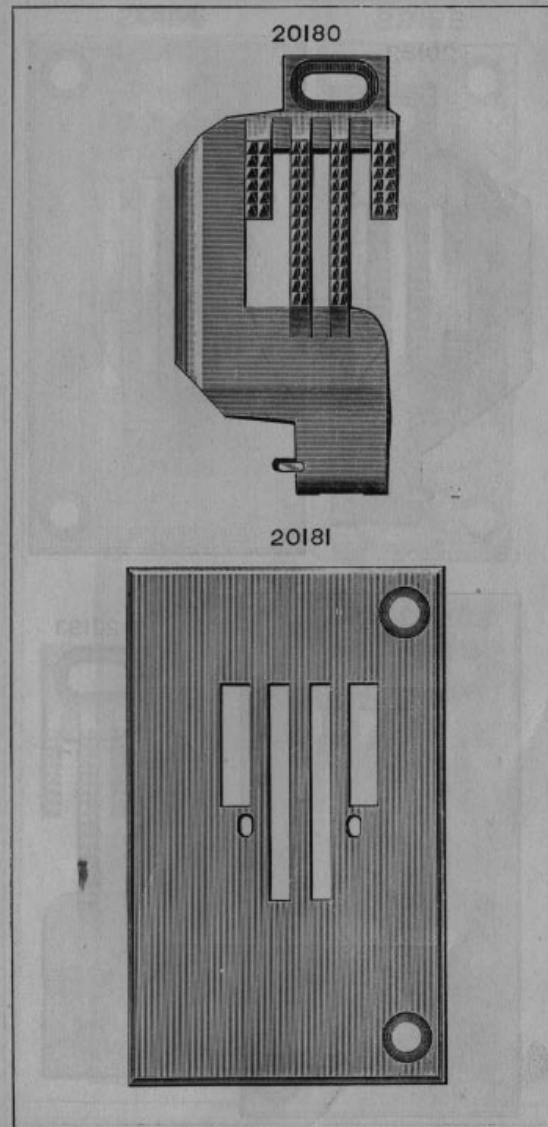


PLATE 809—FULL SIZE

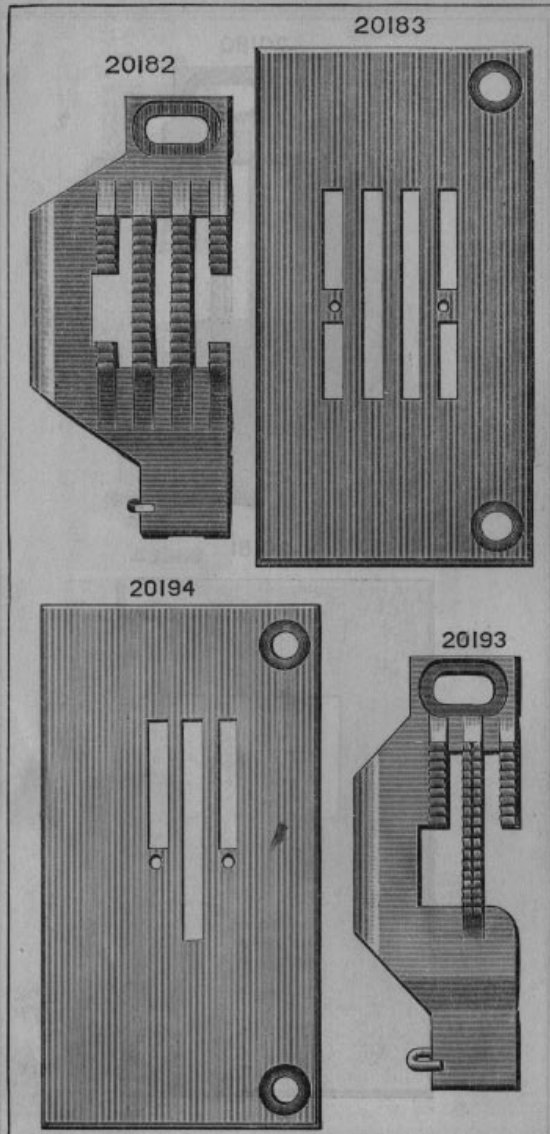


PLATE 810—FULL SIZE

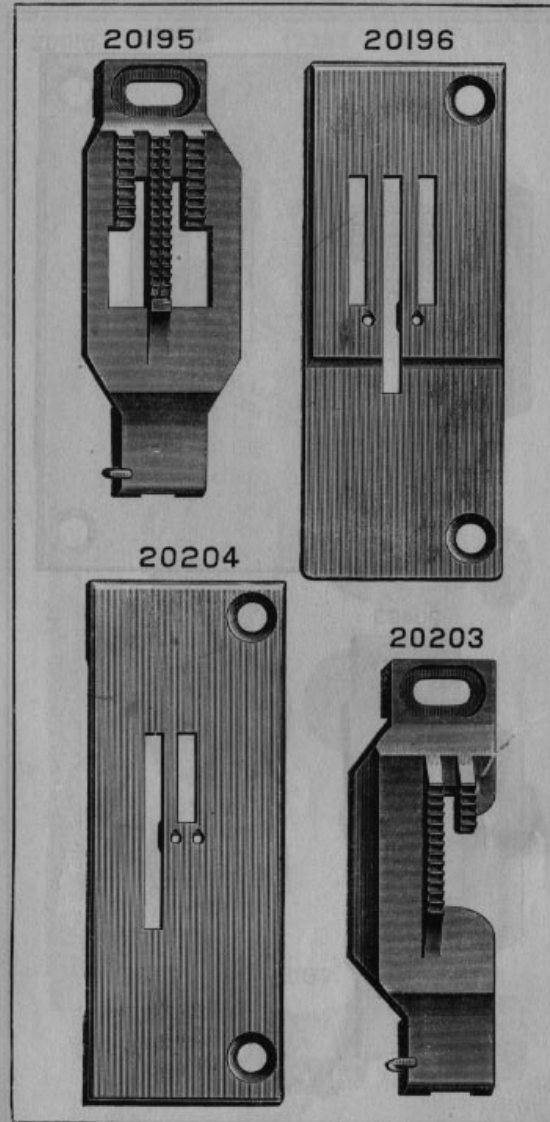


PLATE 811—FULL SIZE

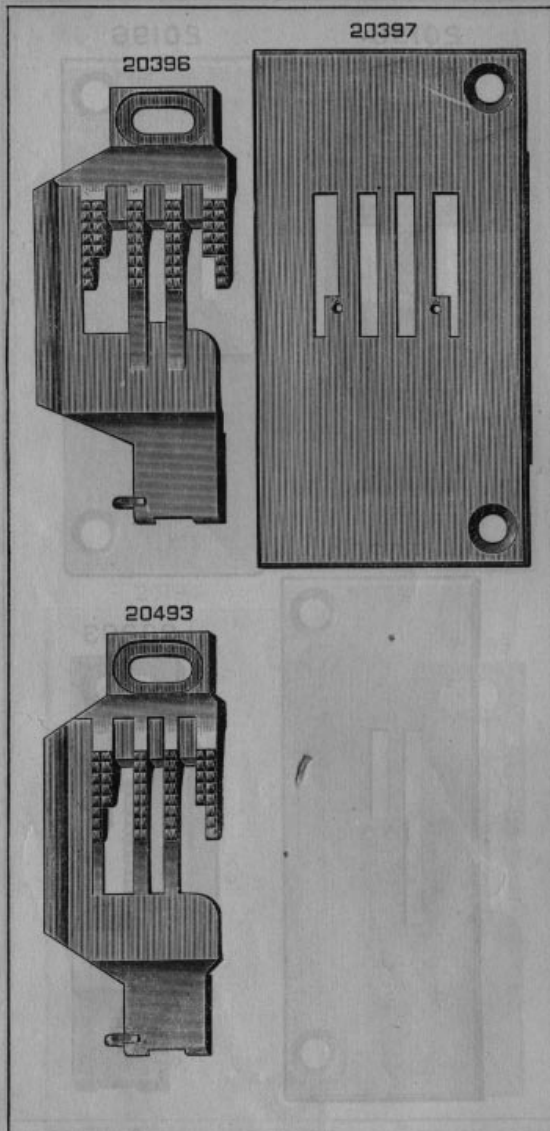


PLATE 812—ONE-HALF SIZE




PLATE 813—ONE-HALF SIZE

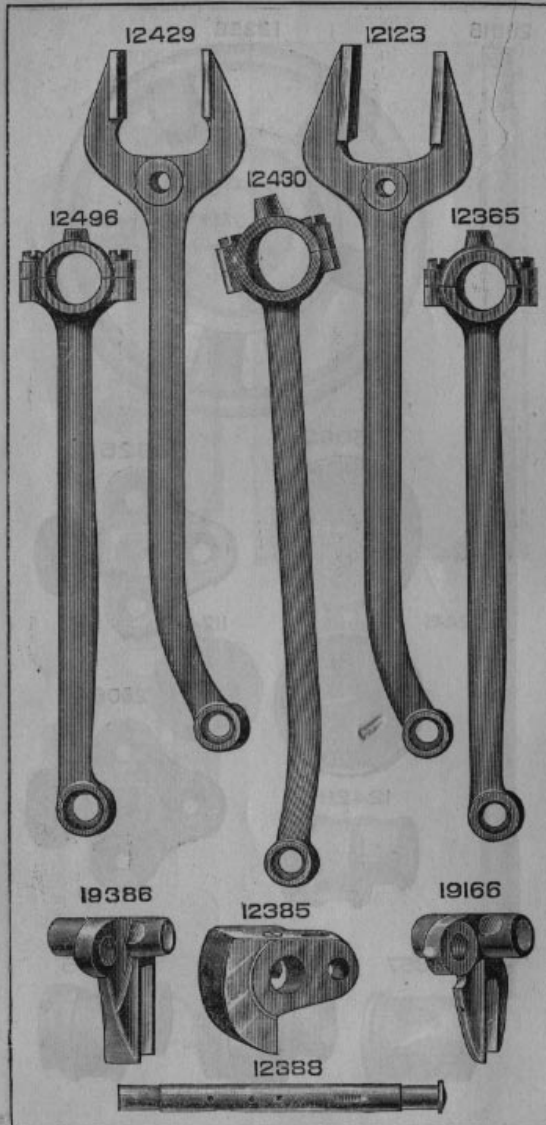


PLATE 814—ONE-HALF SIZE

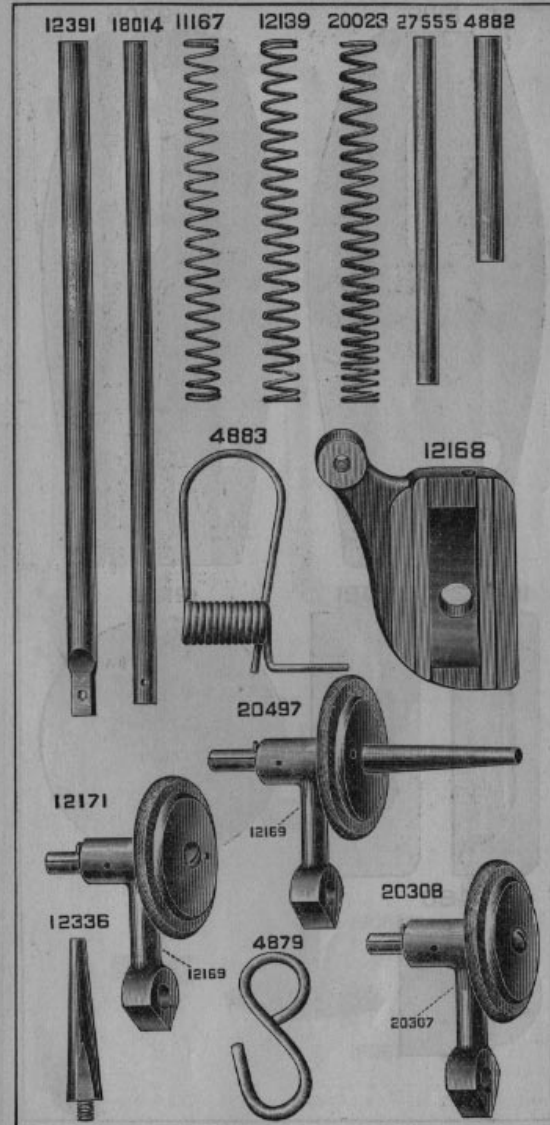


PLATE 815—ONE-HALF SIZE




PLATE 816—ONE-HALF SIZE

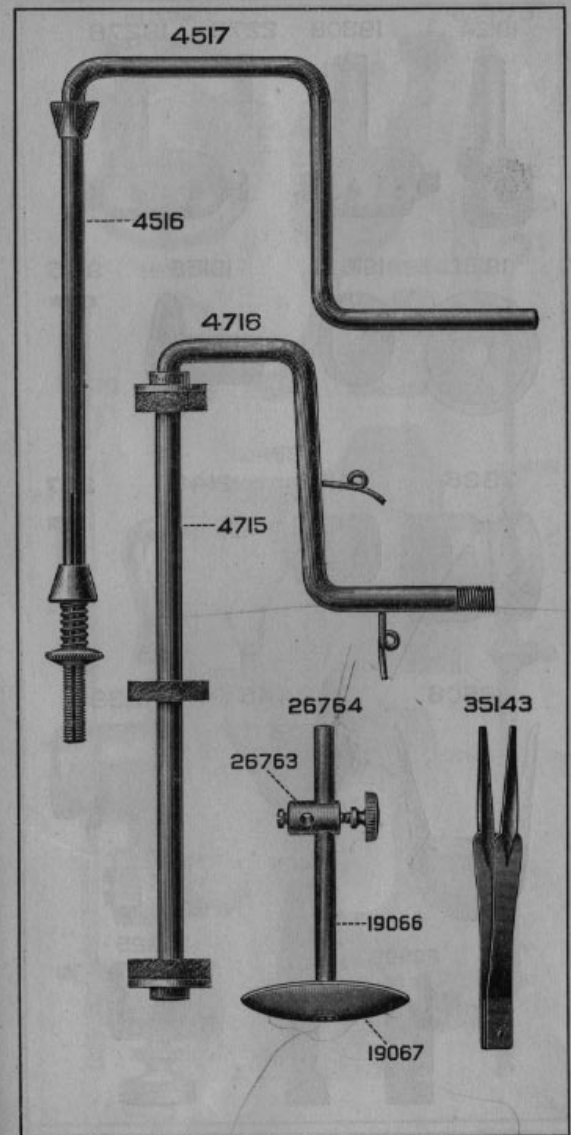


PLATE 817—FULL SIZE




PLATE 818—ONE-FOURTH SIZE

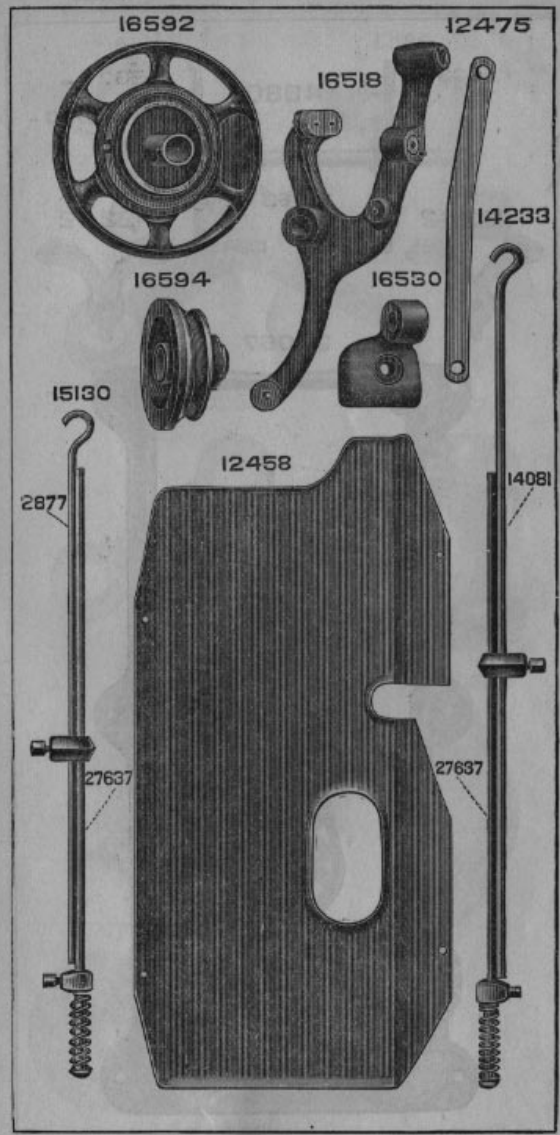


PLATE 819—ONE-FOURTH SIZE

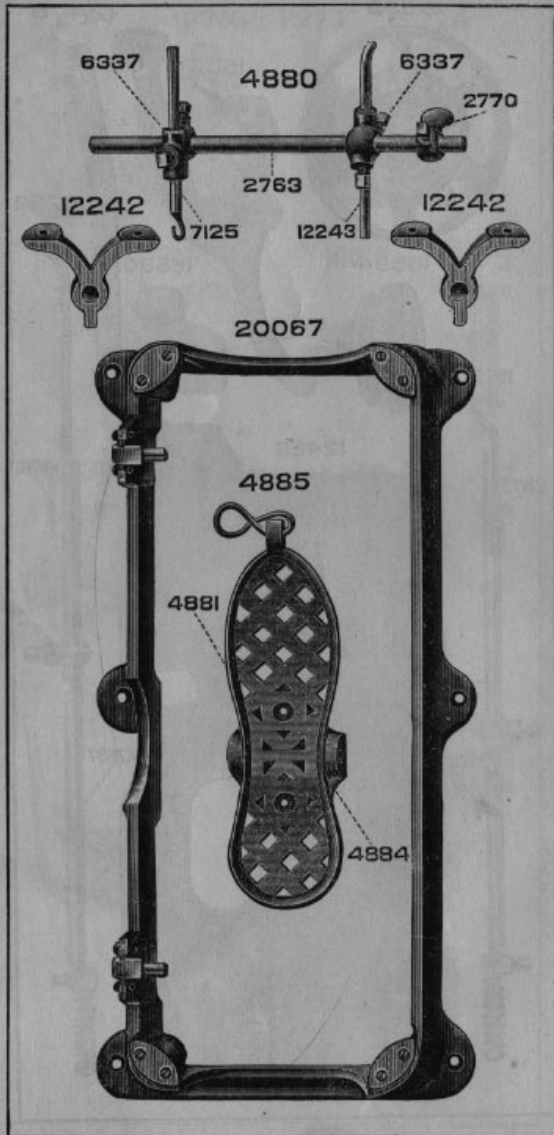


PLATE 820—FULL SIZE





PLATE 821 - FULL SIZE

20029



20099




20131




20171




20170




20179



20200



20208

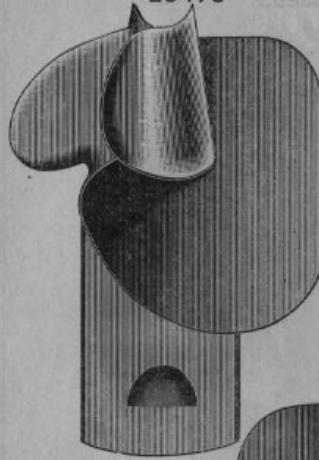


20288




PLATE 822 - FULL SIZE


26470



20031



26427



26472





PLATE 954—FULL SIZE

35223



35292





PLATE 989—ONE-FOURTH SIZE


26063



26062

26061

26074



26069

26068

26072

26066

PLATE 1003—FULL SIZE




PLATE 1101—FULL SIZE




PLATE 1144—FULL SIZE




PLATE 1145—FULL SIZE

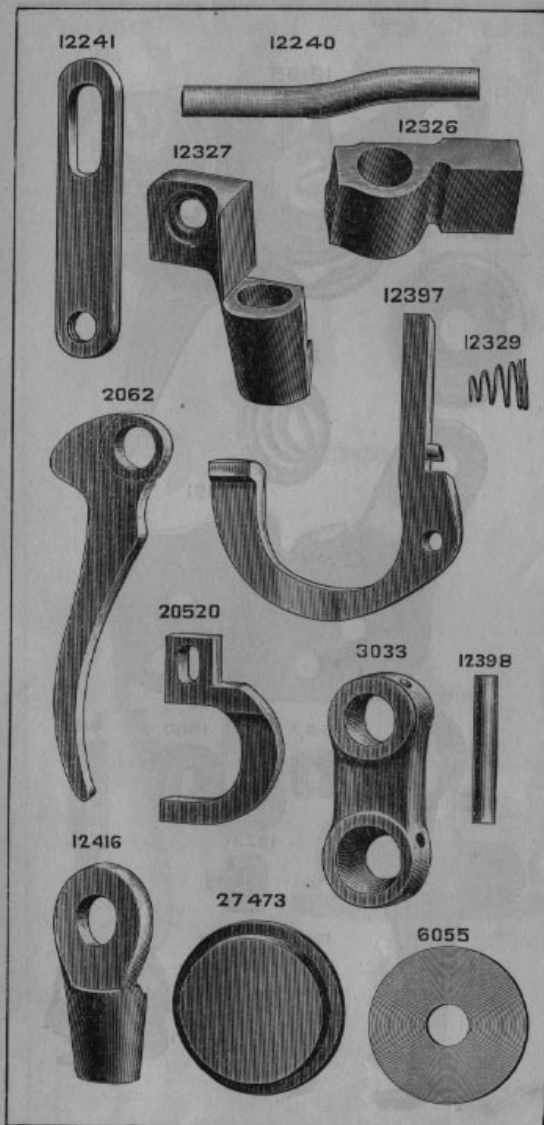


PLATE 1146—FULL SIZE




PLATE 1161—ONE-HALF SIZE

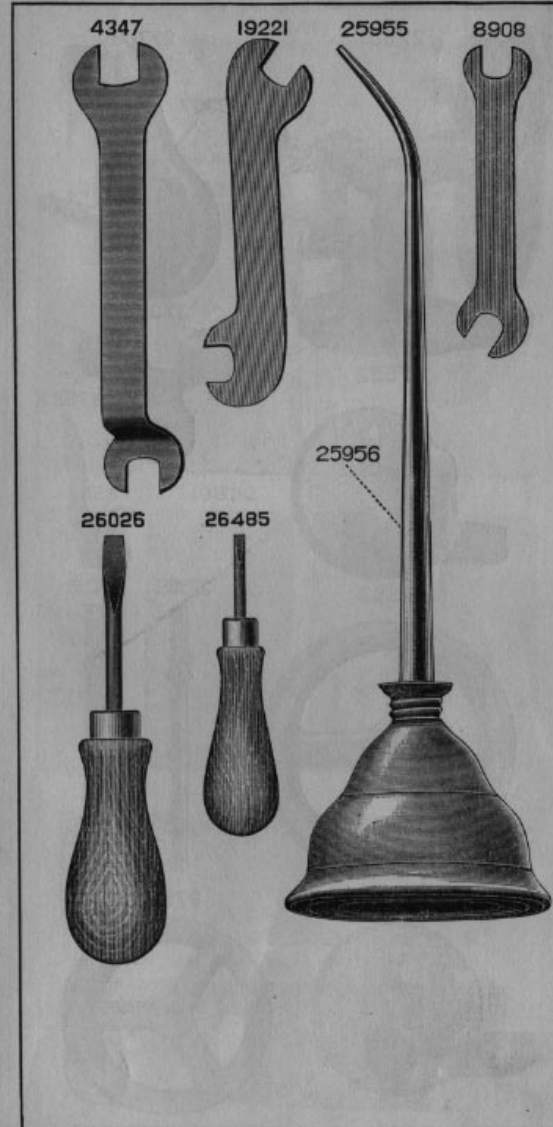


PLATE 1162—ONE-HALF SIZE




PLATE 1204—ONE-HALF SIZE




PLATE 1206—FULL SIZE




PLATE 1207—FULL SIZE




PLATE 1208—FULL SIZE




PLATE 1209—FULL SIZE




PLATE 1210—FULL SIZE

1875



1903



19204



19201



19208



19207



19209




7556

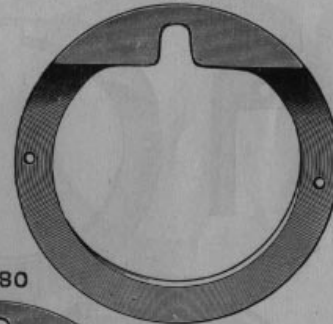


PLATE 1212—FULL SIZE


19282



19279



19280



19278

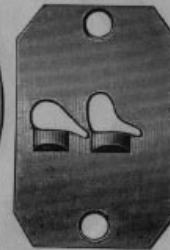


PLATE 1213—FULL SIZE




PLATE 1214—FULL SIZE




PLATE 1215—FULL SIZE

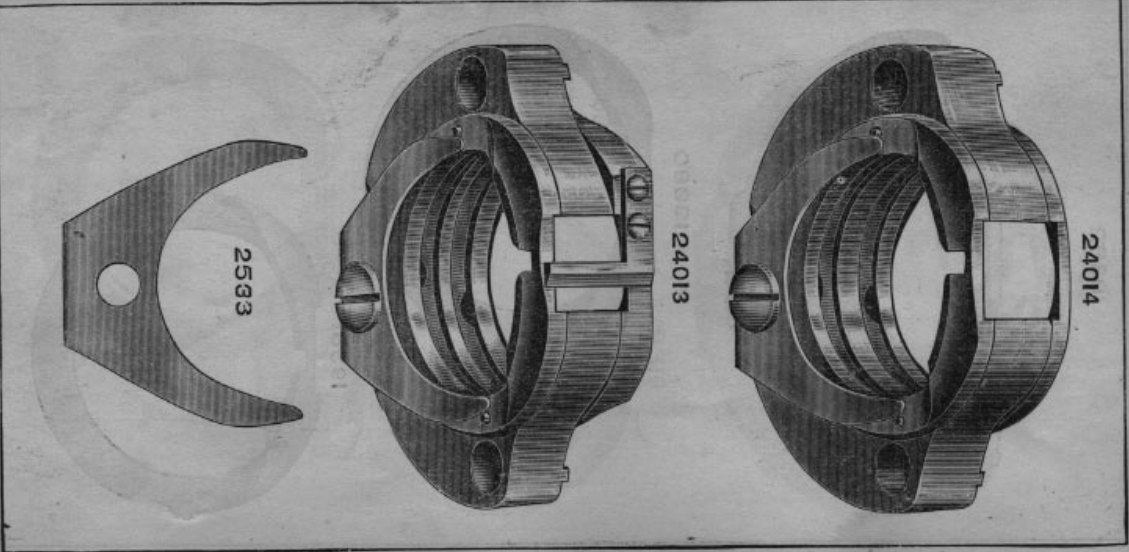


PLATE 1216—FULL SIZE

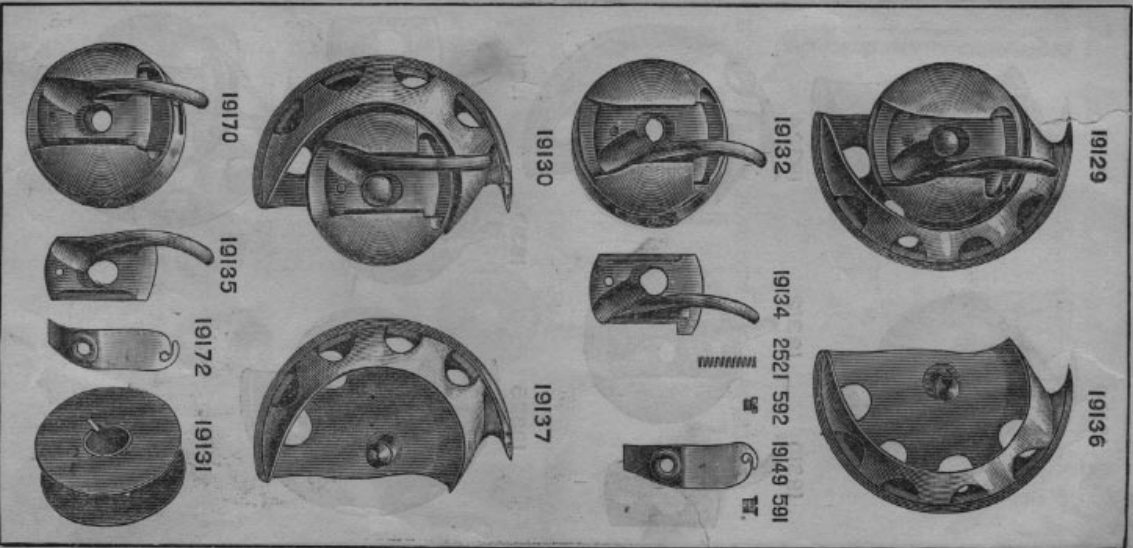


PLATE 1217—FULL SIZE

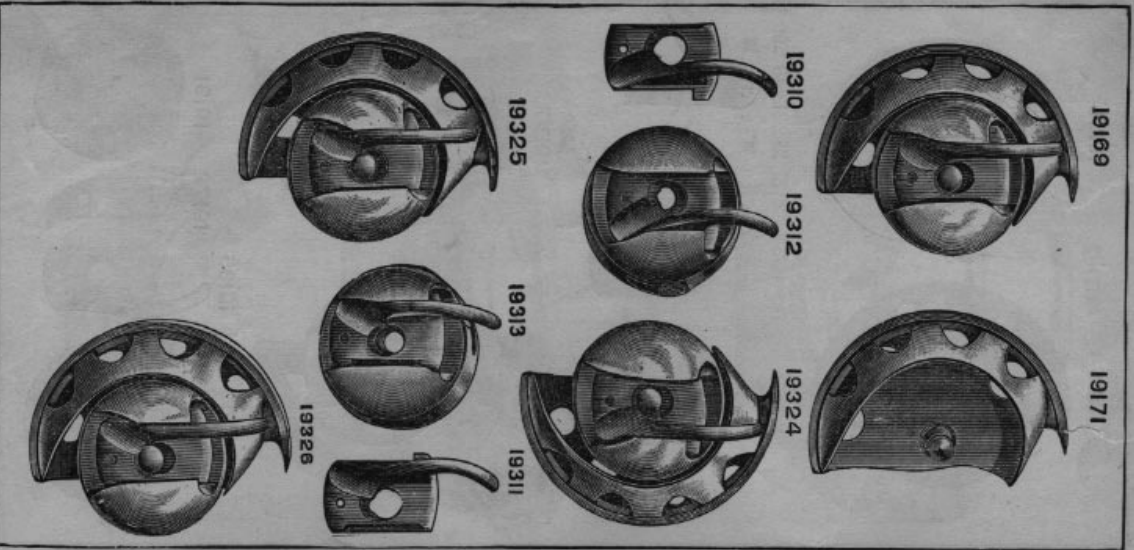


PLATE 1220—FULL SIZE

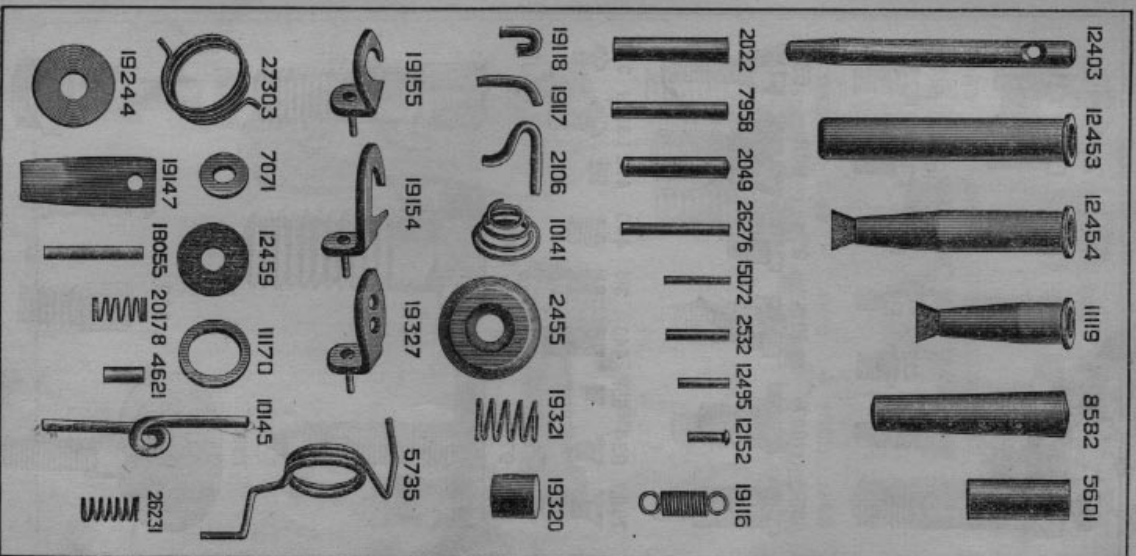


PLATE 1221—FULL SIZE




PLATE 1222—FULL SIZE

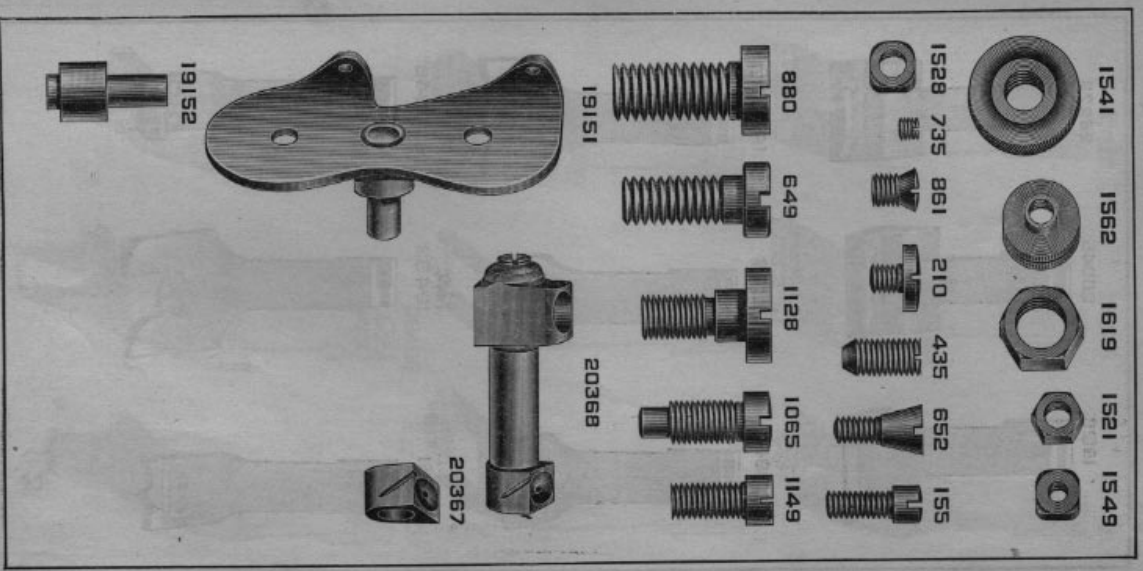


PLATE 1223—FULL SIZE




PLATE 1224—FULL SIZE




PLATE 1225—FULL SIZE



PLATE 1226—FULL SIZE

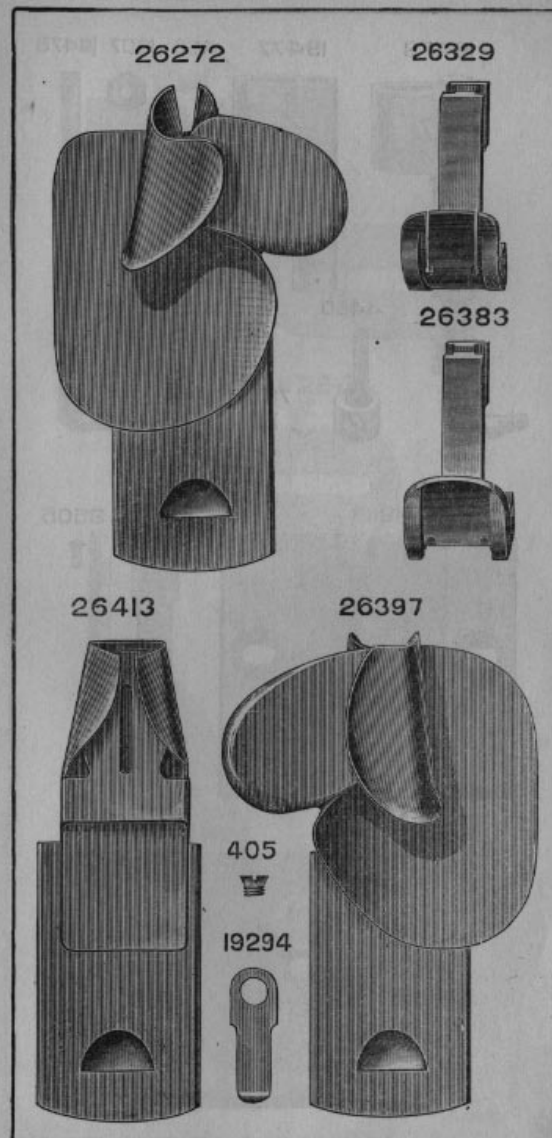


PLATE 1227—FULL SIZE




PLATE 1228—FULL SIZE



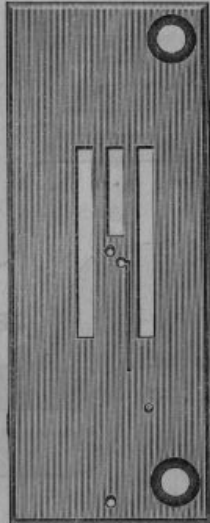


PLATE 1232—FULL SIZE

20174



20175



26487



6267



25888



26489



2653



240

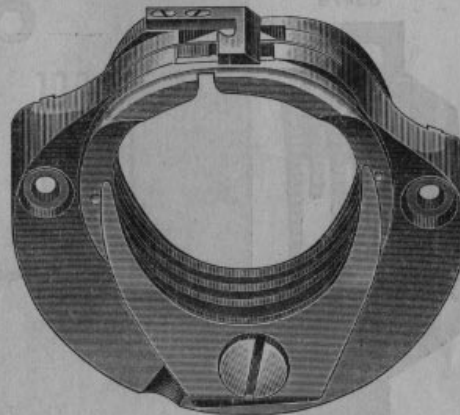


102



PLATE 1241—FULL SIZE

24493



1053



24492

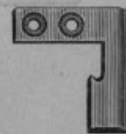


PLATE 1242—FULL SIZE

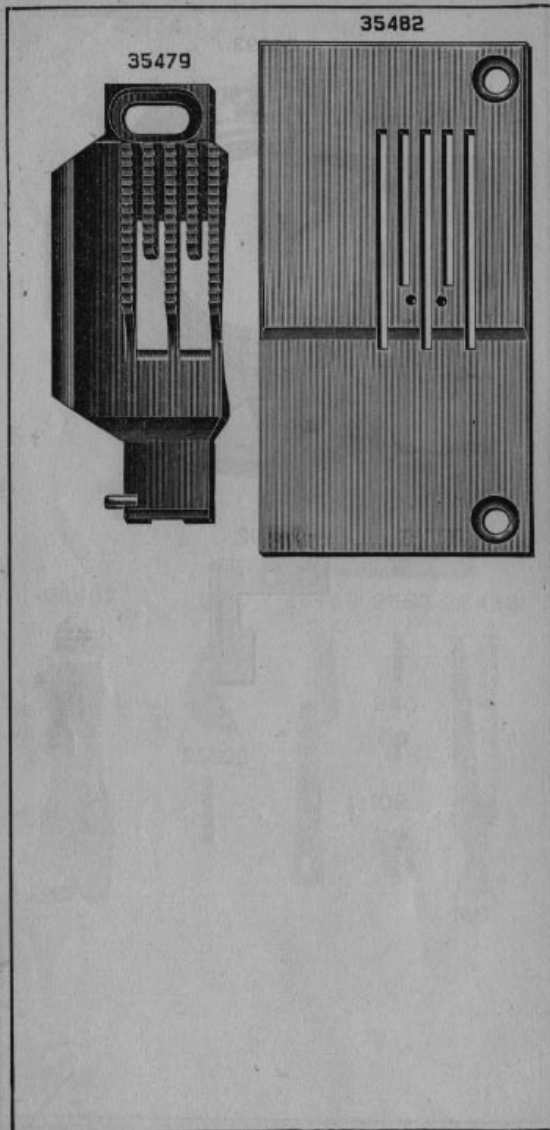


PLATE 1243—FULL SIZE

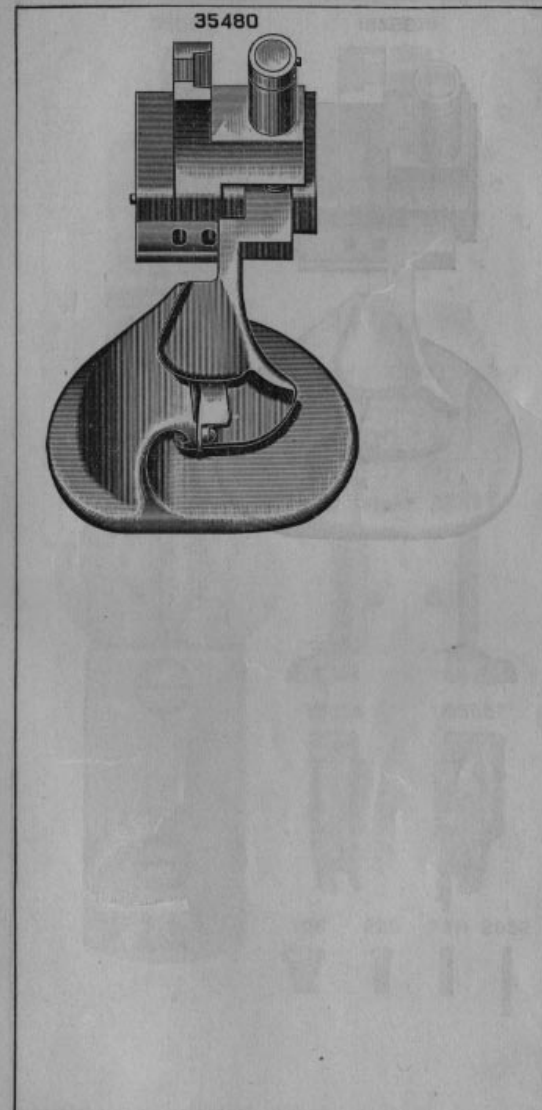


PLATE 1244—FULL SIZE

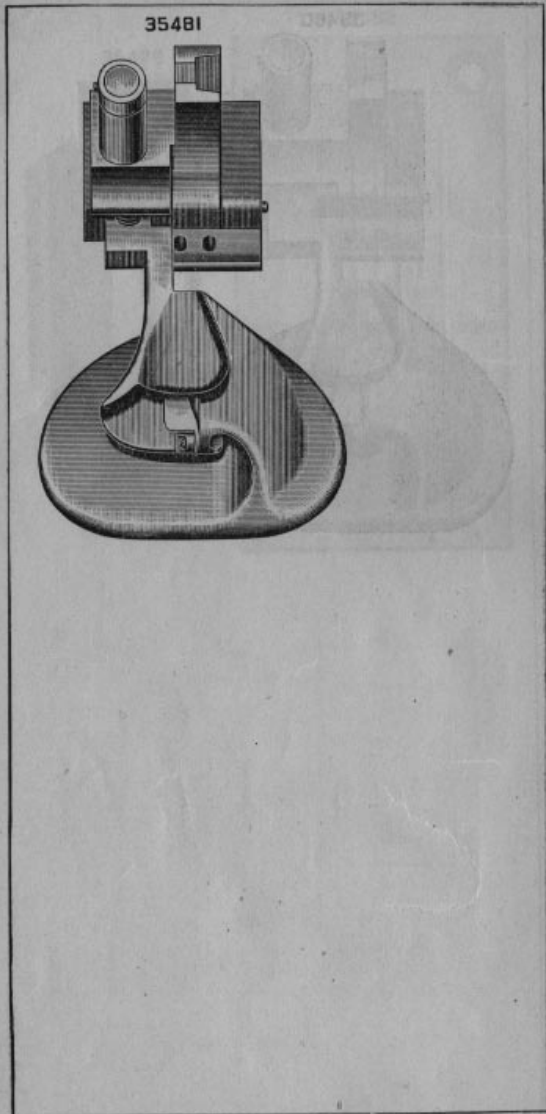


PLATE 1245—FULL SIZE

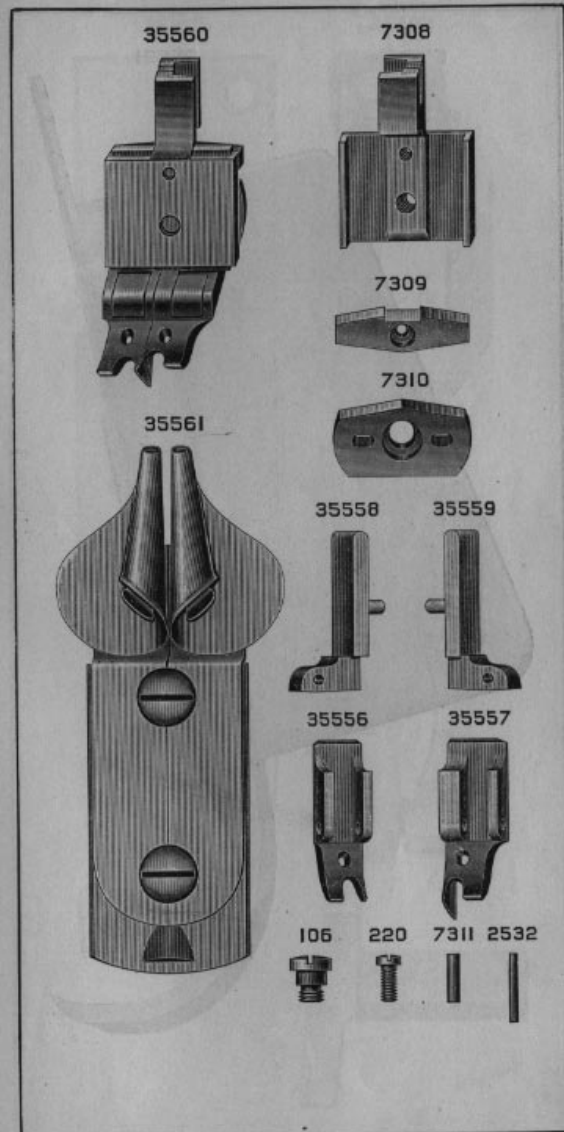


PLATE 1248—FULL SIZE



PLATE 1249—FULL SIZE

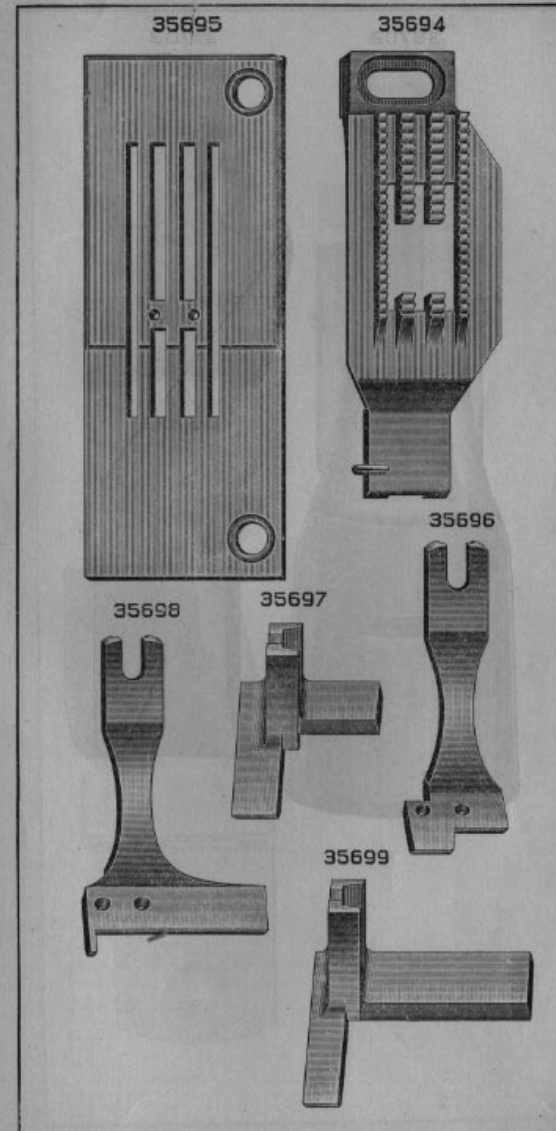


PLATE 1251—FULL SIZE

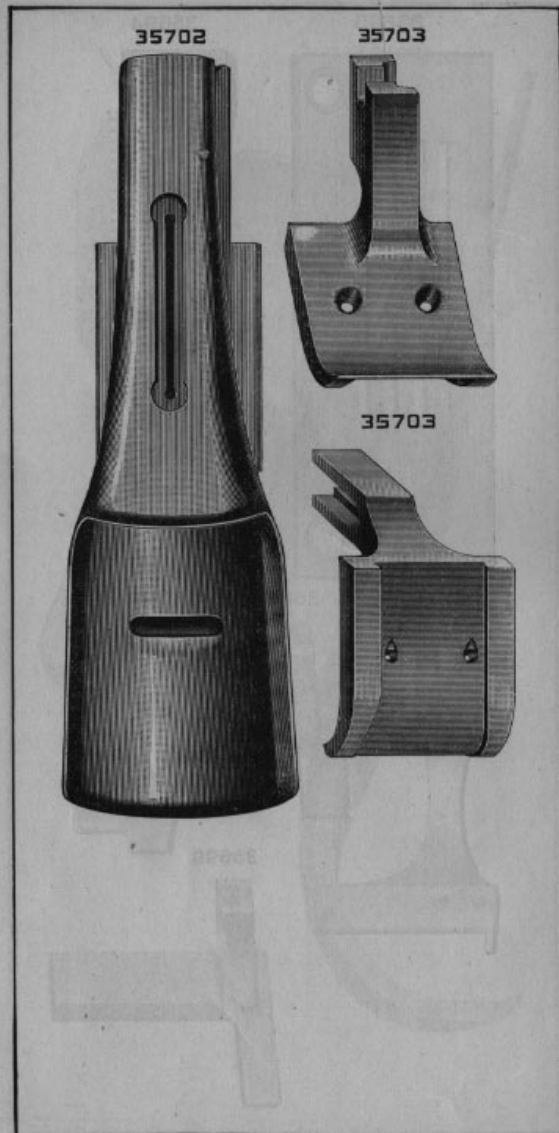


PLATE 1254—FULL SIZE

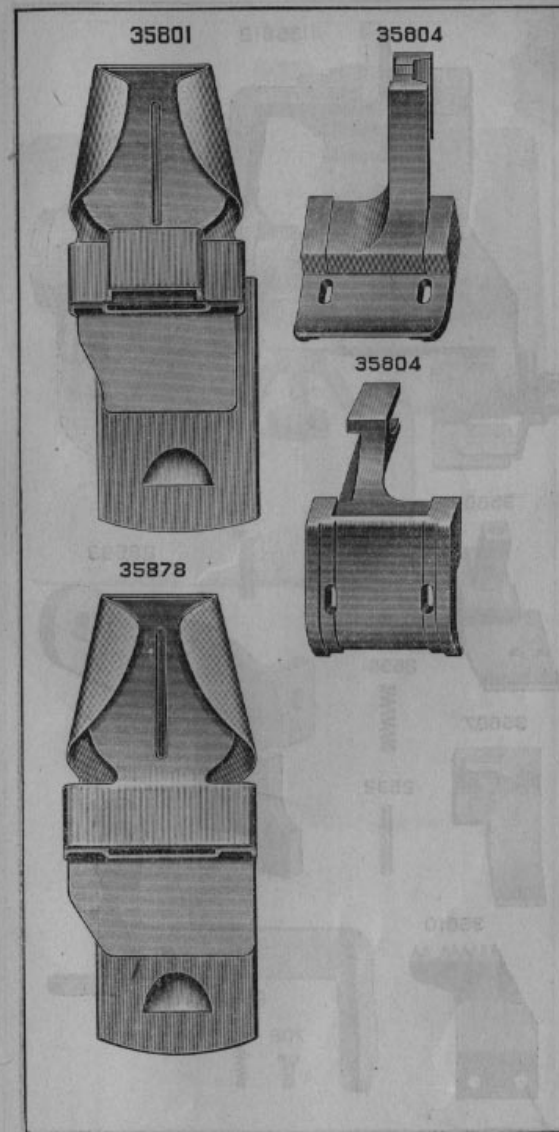


PLATE 1255—FULL SIZE

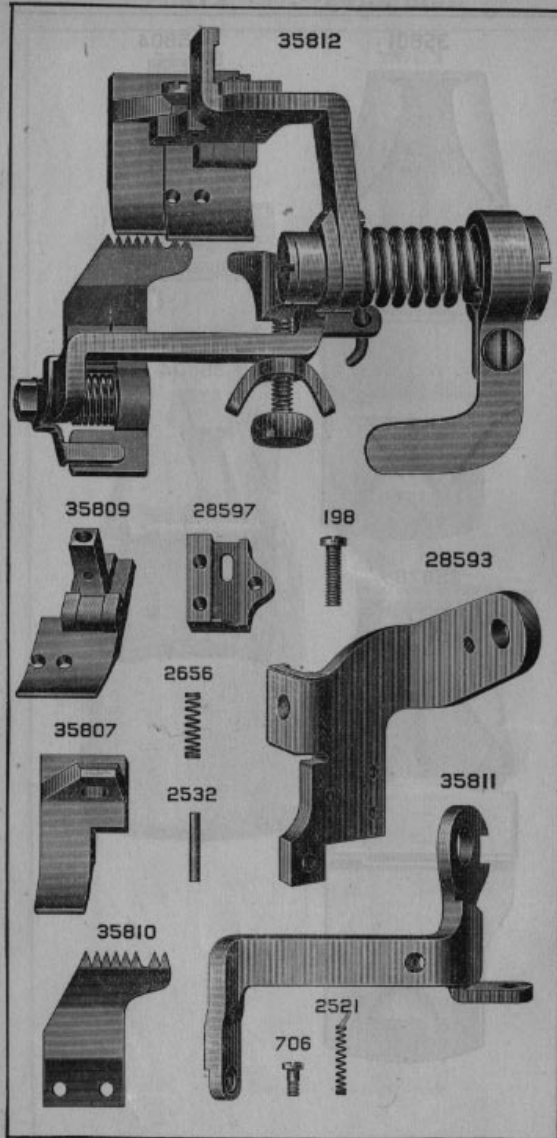


PLATE 1256—FULL SIZE




PLATE 1257—FULL SIZE

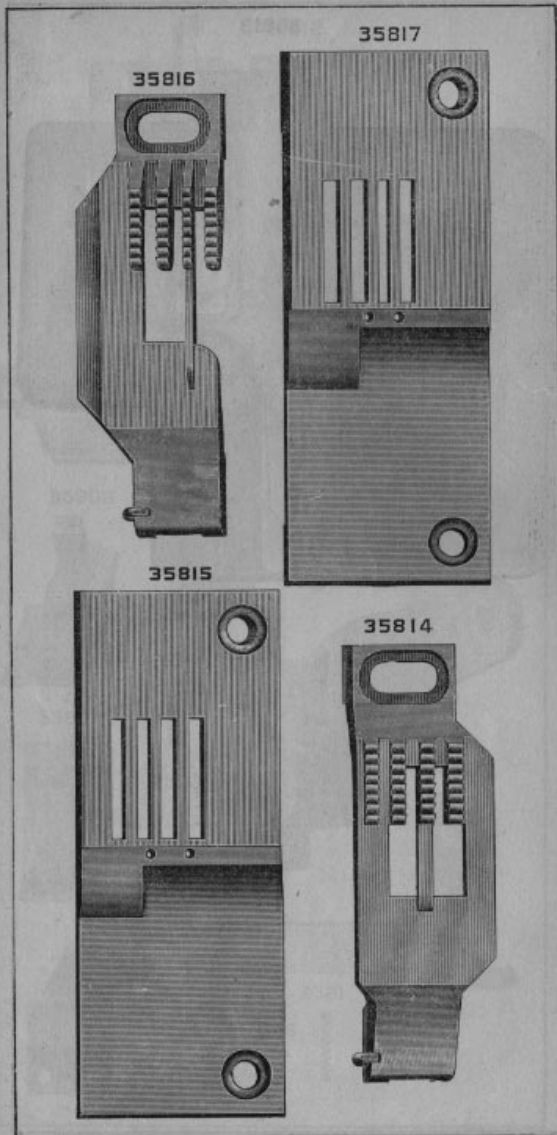


PLATE 1323—FULL SIZE




PLATE 1324—FULL SIZE




PLATE 1327—FULL SIZE





PLATE 1328—FULL SIZE

26725



26726


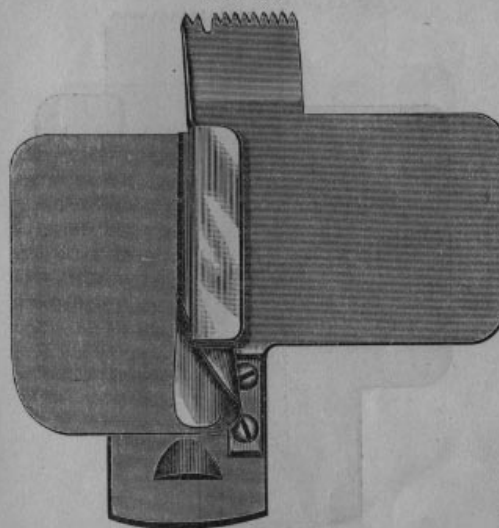


PLATE 1329—FULL SIZE

26740



26745


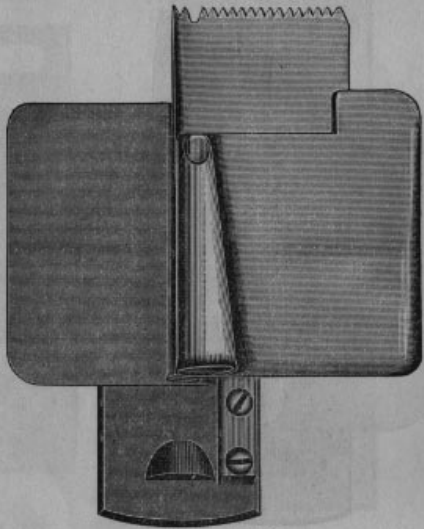


PLATE 1330—FULL SIZE

26741



26742


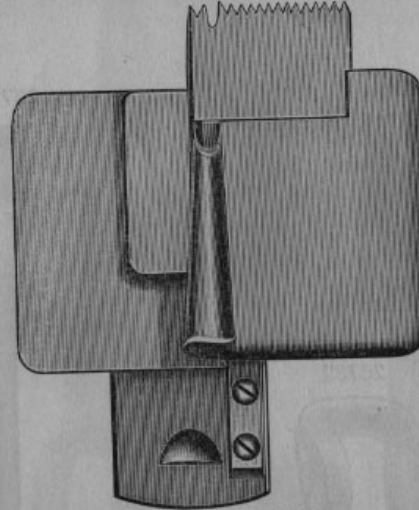


PLATE 1331—FULL SIZE

26743



26739

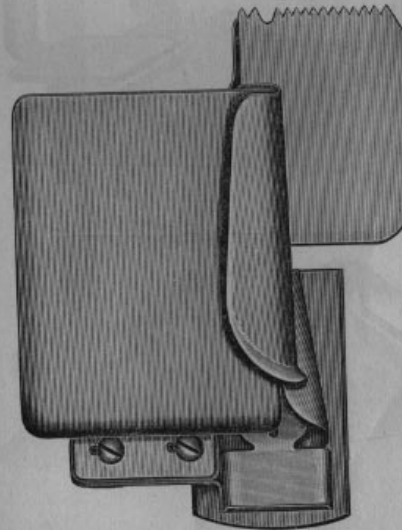


PLATE 1332—FULL SIZE

26731



26733



26732




PLATE 1333—FULL SIZE

26754



26744

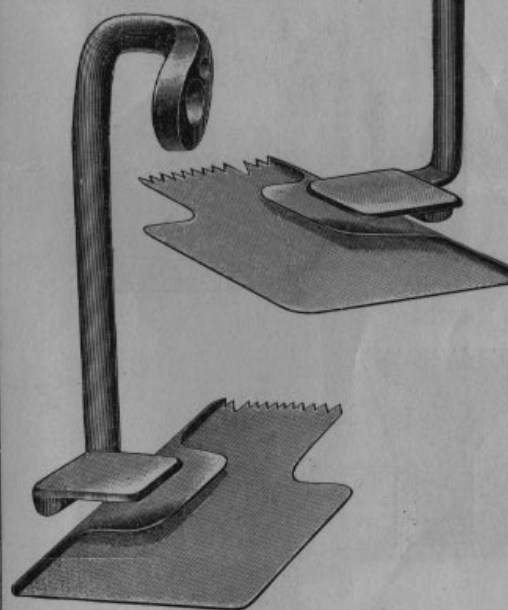



PLATE 1334—FULL SIZE

26735



26734

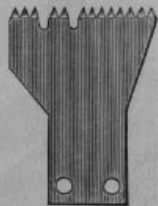



PLATE 1335—FULL SIZE

26738



26759




PLATE 1336—FULL SIZE




PLATE 1337—ONE-HALF SIZE

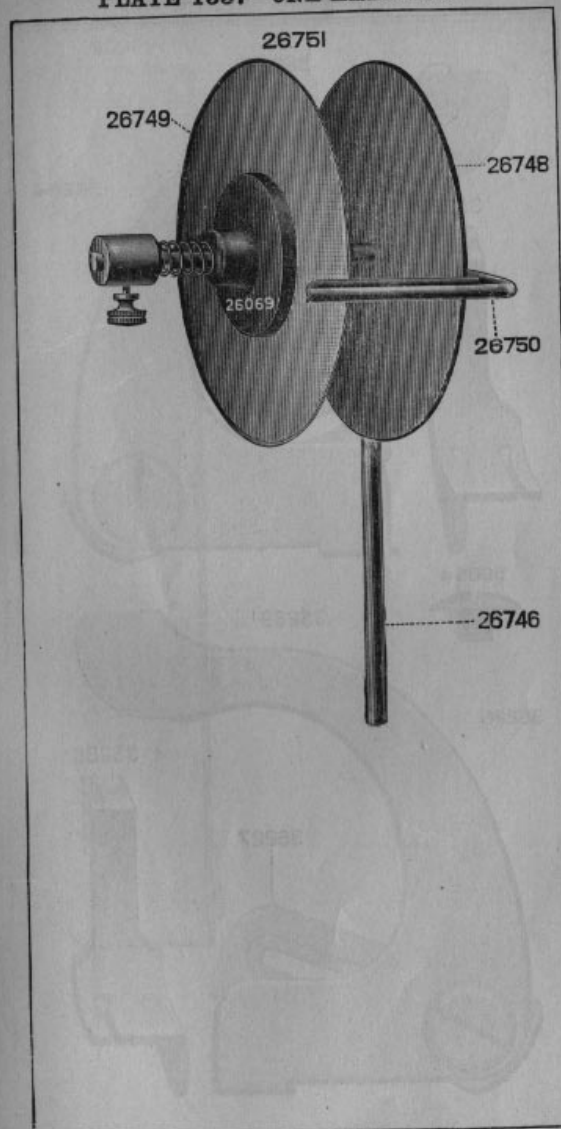


PLATE 2059—FULL SIZE

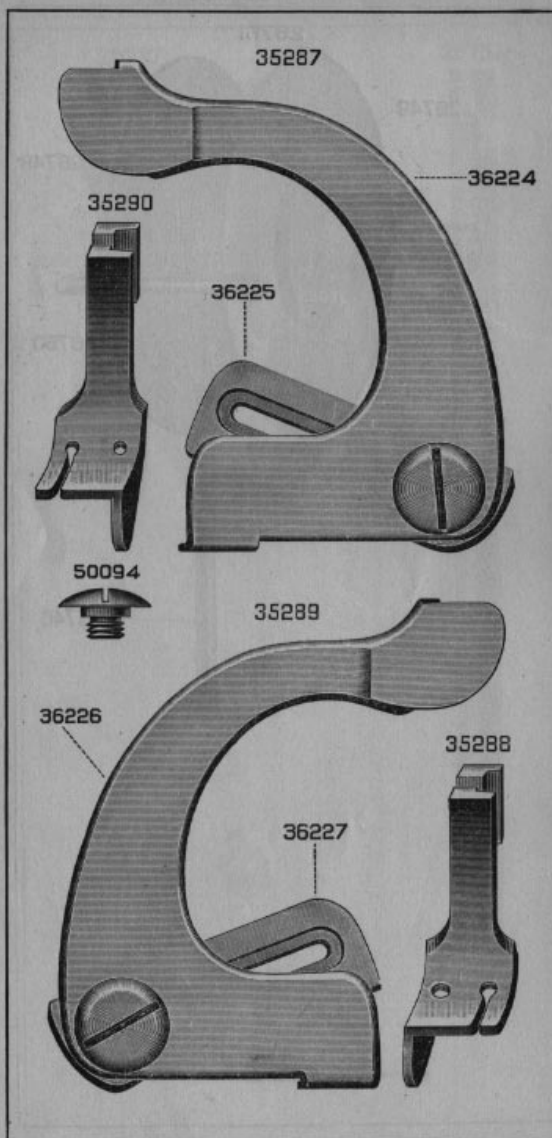


PLATE 2060—FULL SIZE





PLATE 2061—FULL SIZE

35273



76



337



35275



35272



35274



108



102



35276



10135



239



14026



4604




35277



217



35271



35281




PLATE 2063—FULL SIZE

PLATE 2064—FULL SIZE





PLATE 2065—FULL SIZE



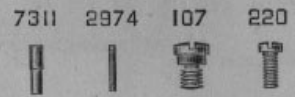



PLATE 2066—ONE-HALF SIZE

35332





PLATE 2068—FULL SIZE

35293



35300

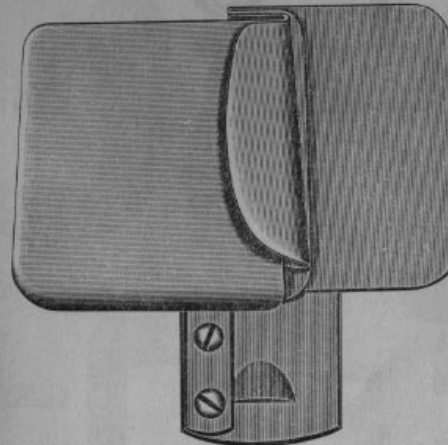


PLATE 2069—FULL SIZE




PLATE 2070—FULL SIZE




PLATE 2071—FULL SIZE

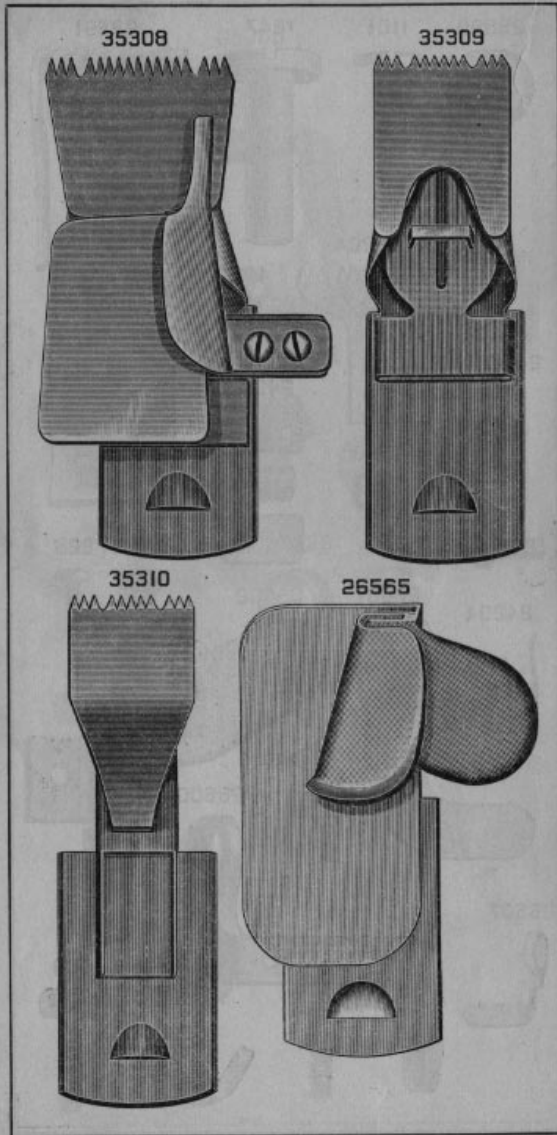


PLATE 2072—FULL SIZE

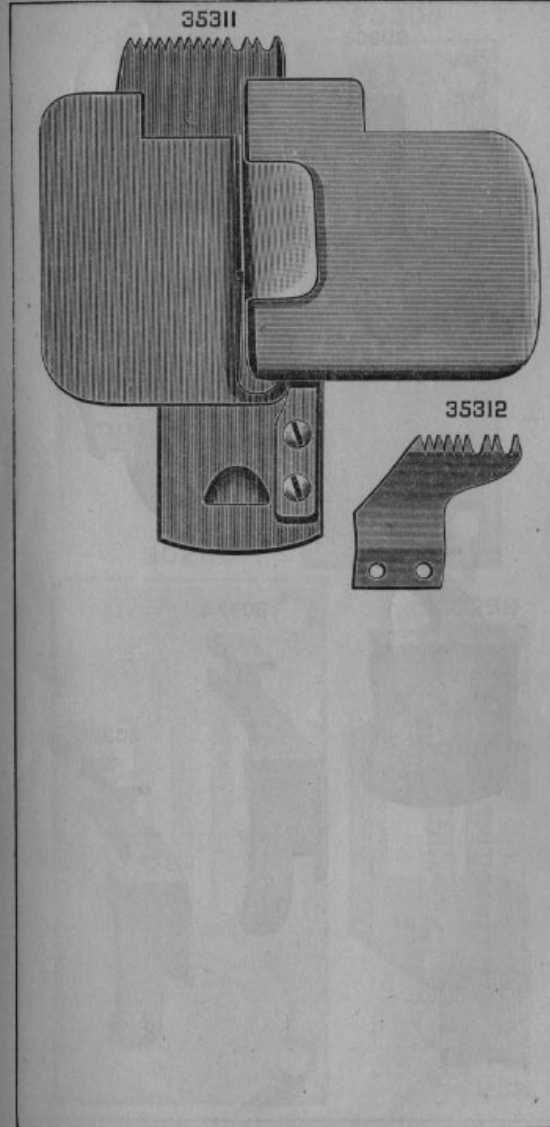


PLATE 2074—FULL SIZE

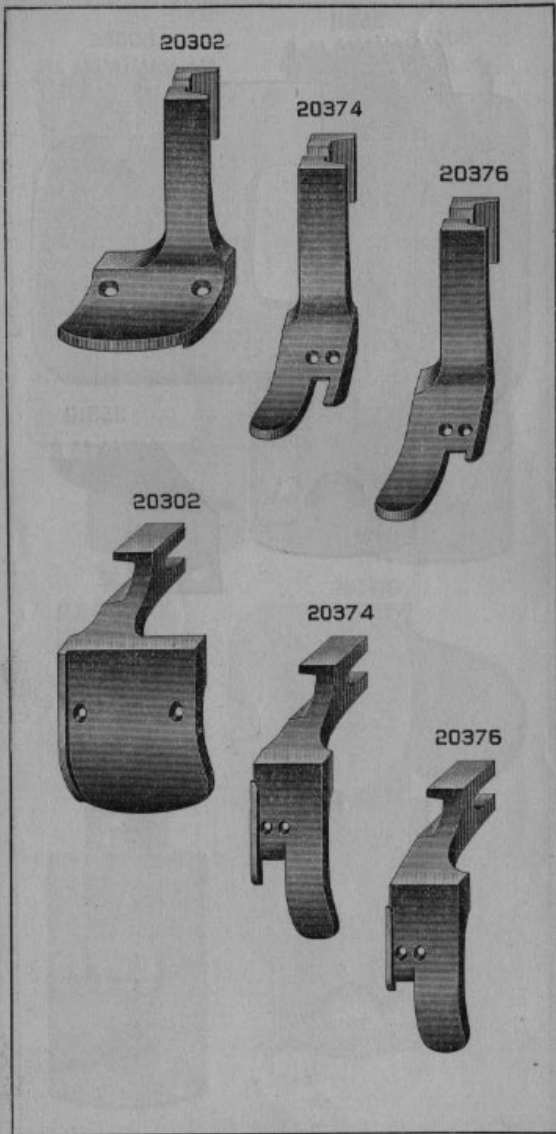


PLATE 2075—FULL SIZE

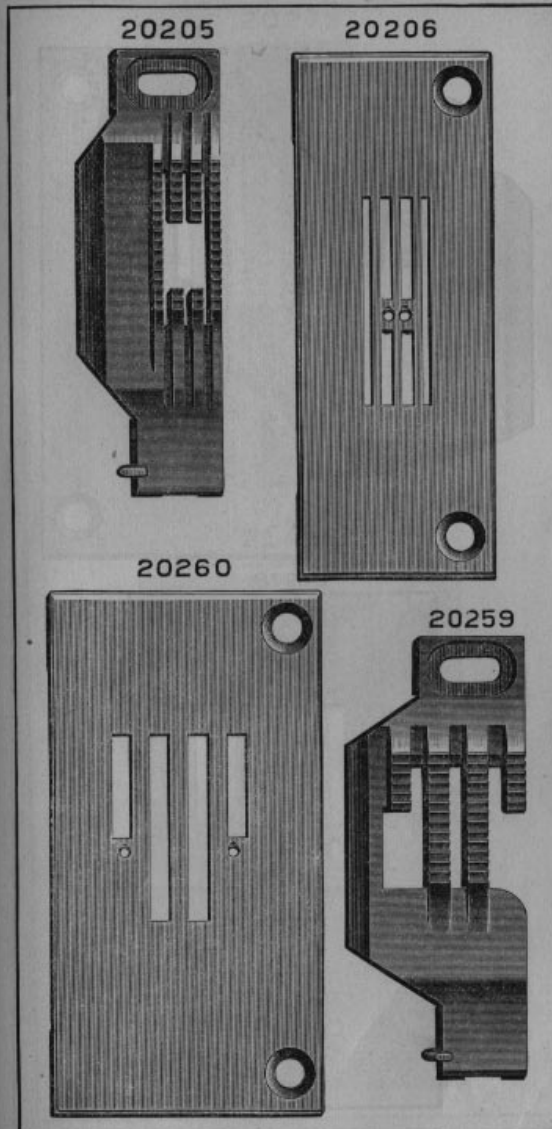


PLATE 2076—FULL SIZE

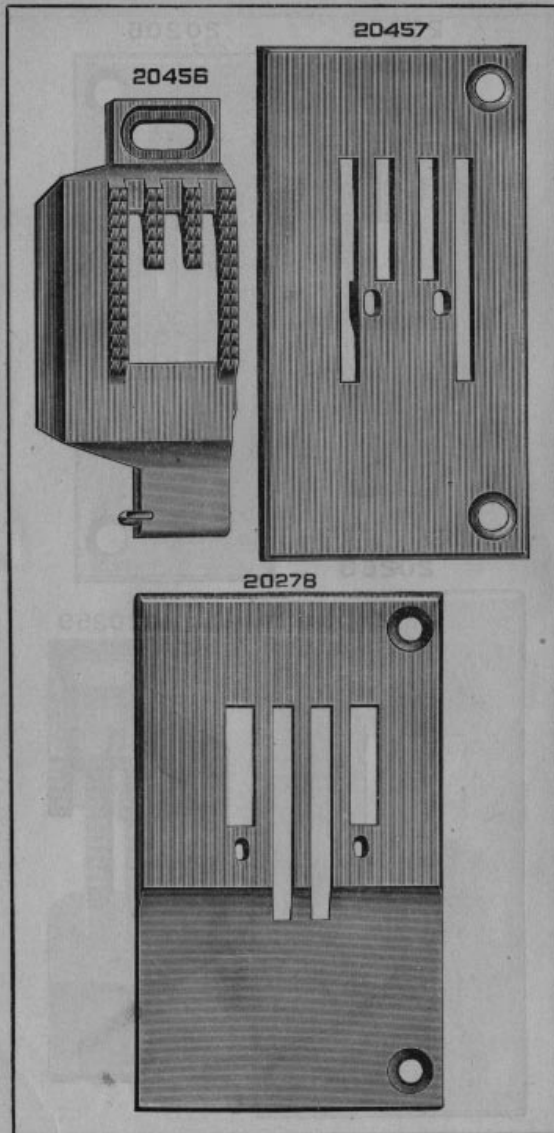


PLATE 2077—FULL SIZE


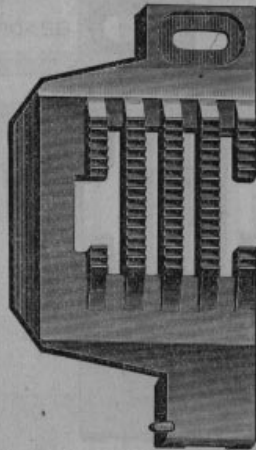


PLATE 2078—FULL SIZE

20281



20282






PLATE 2079—FULL SIZE

20078



20079



20316






PLATE 2080—FULL SIZE

20330



20331



20375



20373





PLATE 2081—FULL SIZE


20378




20380



20379



20384



20383




PLATE 2082—FULL SIZE




PLATE 2083—FULL SIZE

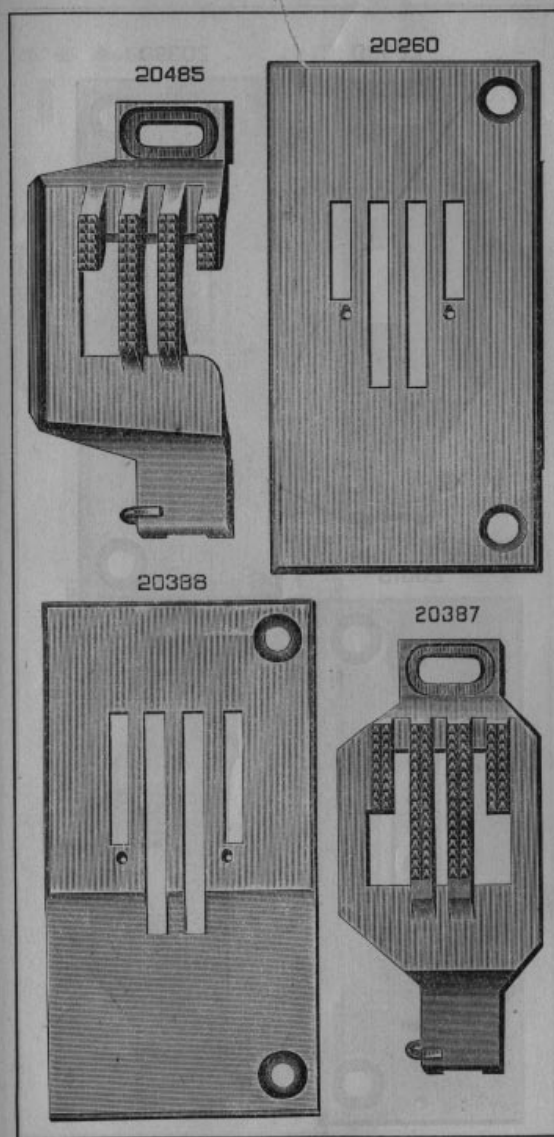




PLATE 2084—FULL SIZE

20389



20390



20318



20317






PLATE 2085—FULL SIZE


25786 19485



20391



19486



20392

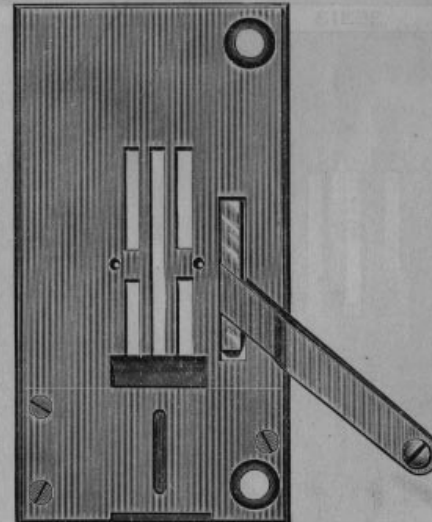


PLATE 2086—FULL SIZE

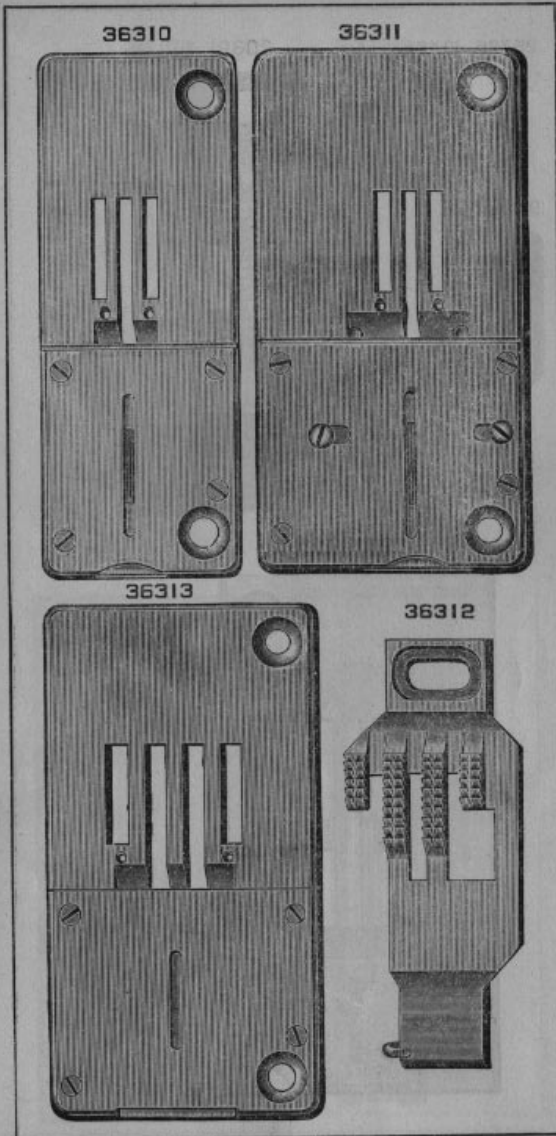


PLATE 2087—FULL SIZE

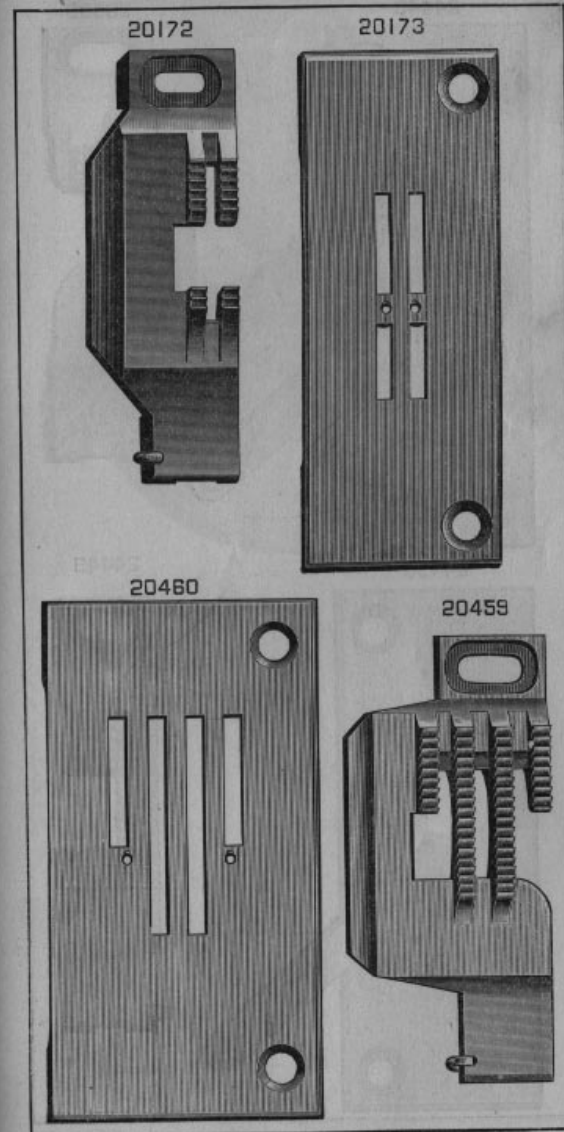



PLATE 2088—FULL SIZE


24448



20330



24450



24449




PLATE 2116—ONE-HALF SIZE

28994




PLATE 2442—FULL SIZE




PLATE 2517—ONE-HALF SIZE

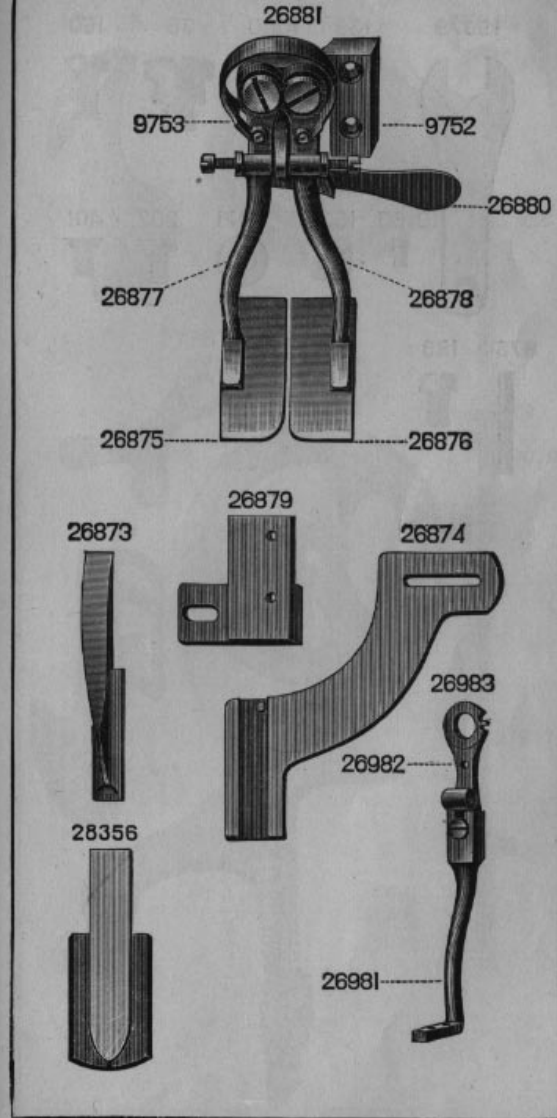


PLATE 2518—FULL SIZE

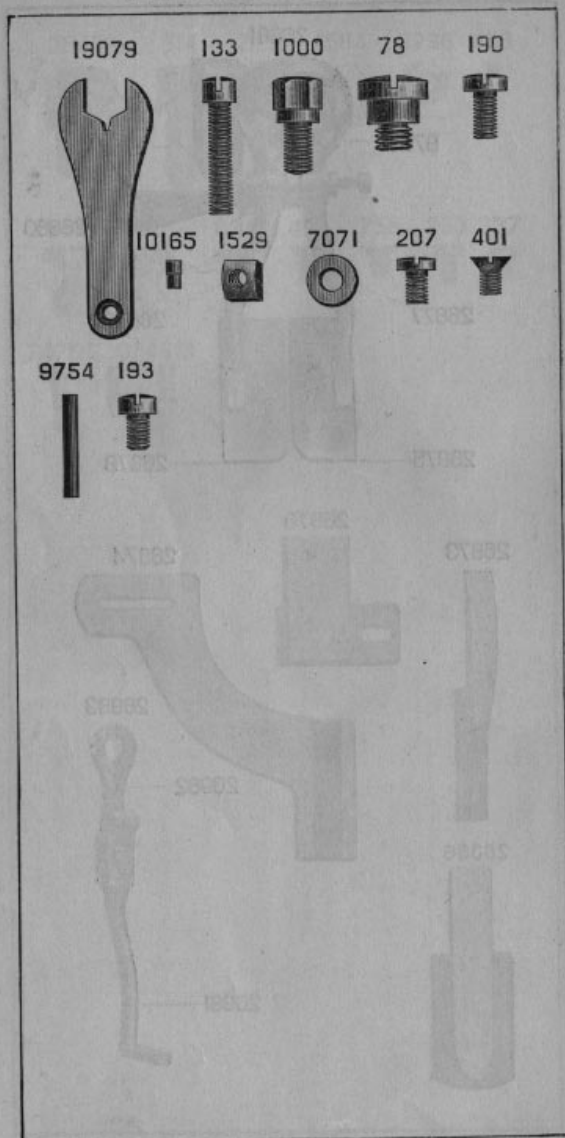


PLATE 2640—ONE-FOURTH SIZE

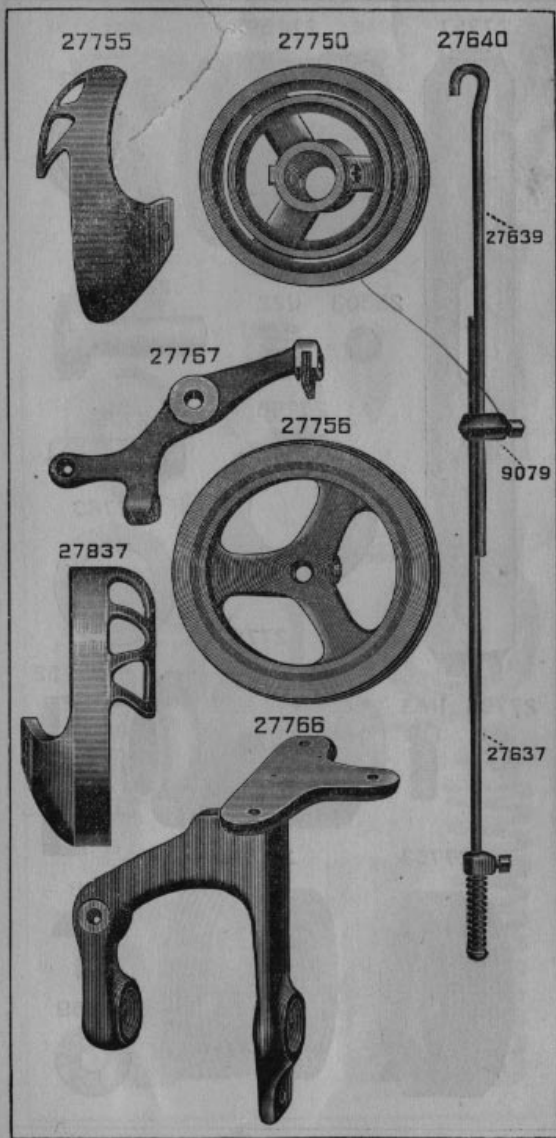


PLATE 2641—FULL SIZE




PLATE 2642—FULL SIZE




PLATE 2651—FULL SIZE




PLATE 2652—FULL SIZE

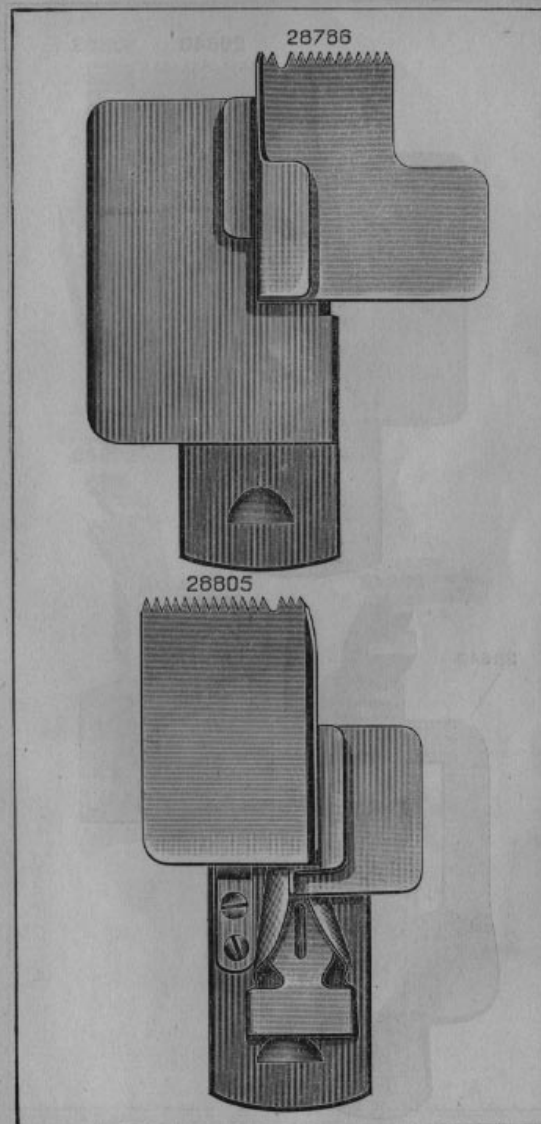


PLATE 2653—FULL SIZE

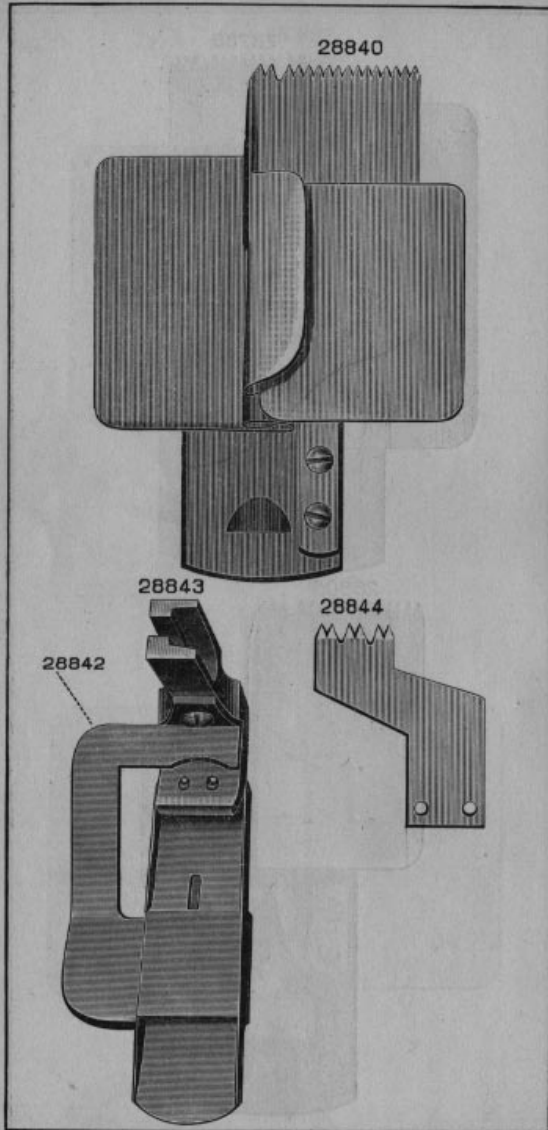


PLATE 2655—FULL SIZE

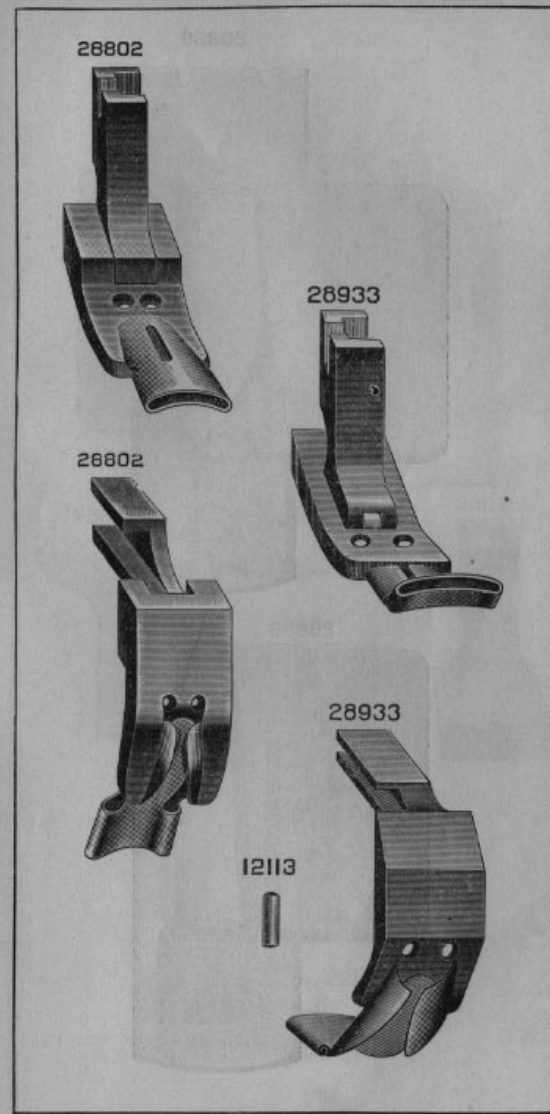


PLATE 2656—FULL SIZE




PLATE 2657—FULL SIZE

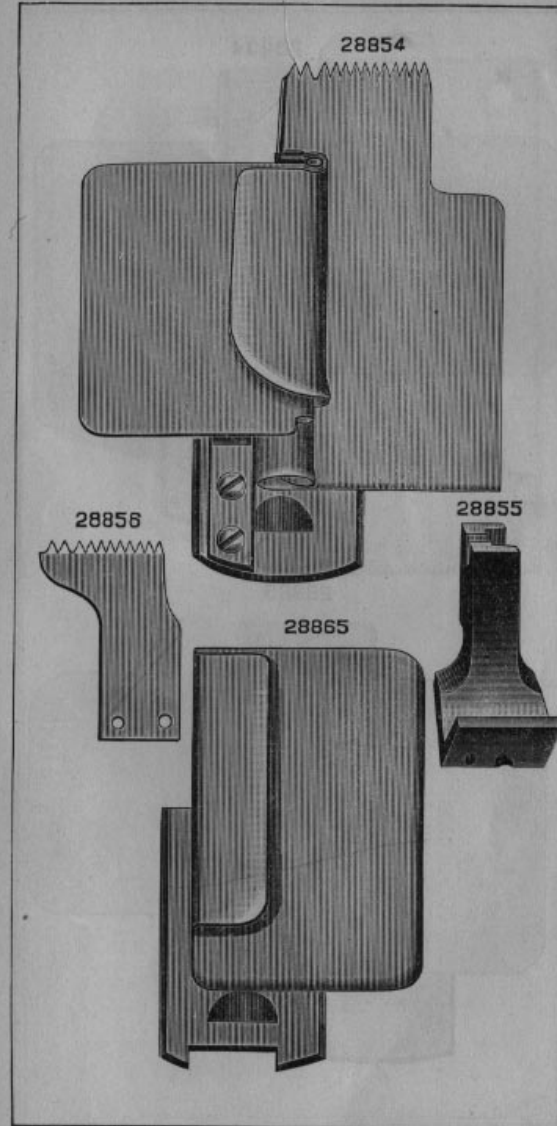


PLATE 2660—FULL SIZE

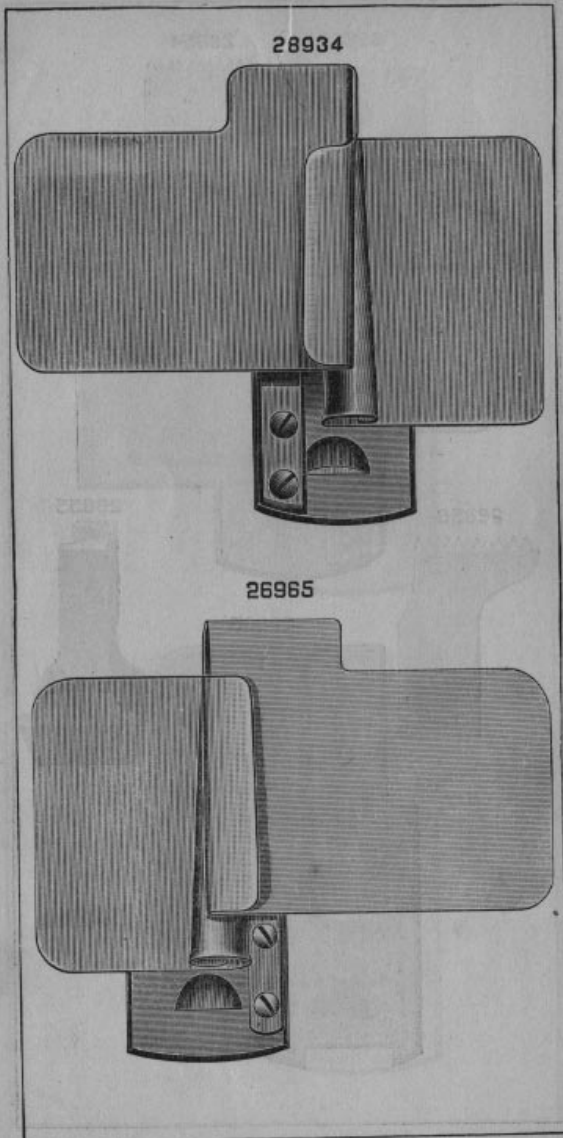


PLATE 2662—FULL SIZE





PLATE 2663—FULL SIZE

36323



36324





PLATE 2664—FULL SIZE

28943



28943



PLATE 2667—FULL SIZE




PLATE 2670—FULL SIZE

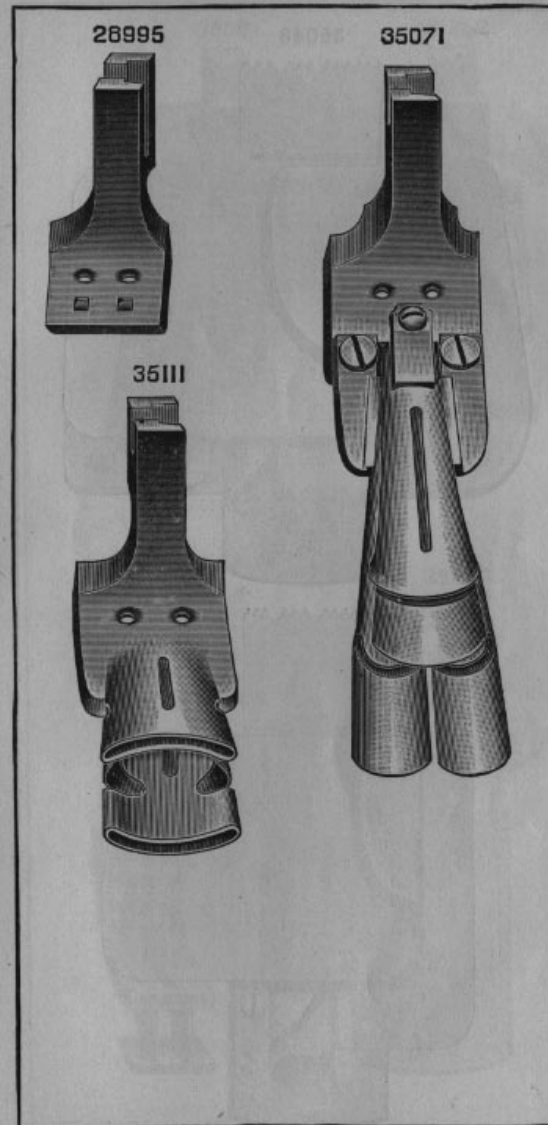


PLATE 2675—FULL SIZE

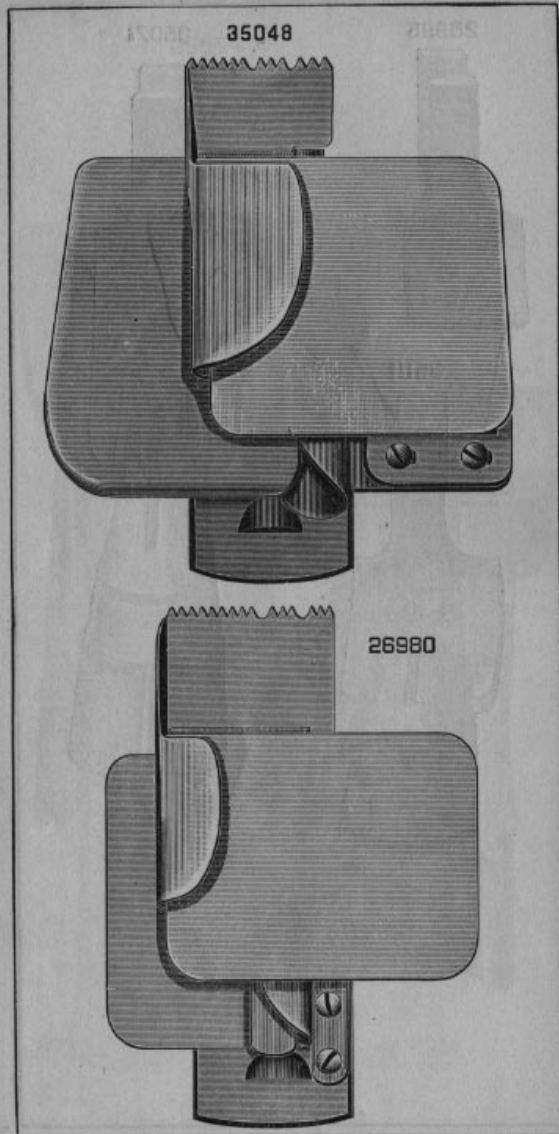


PLATE 2679—FULL SIZE




PLATE 2681—FULL SIZE

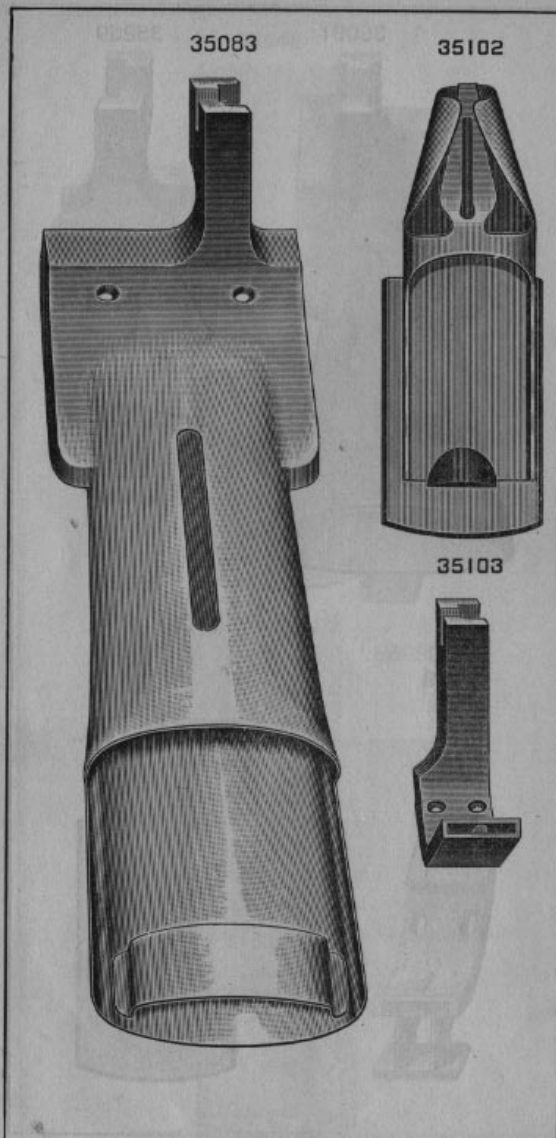


PLATE 2685—FULL SIZE





PLATE 2686—FULL SIZE

35133



35133





PLATE 2696—FULL SIZE


26273



35835




26273



35835



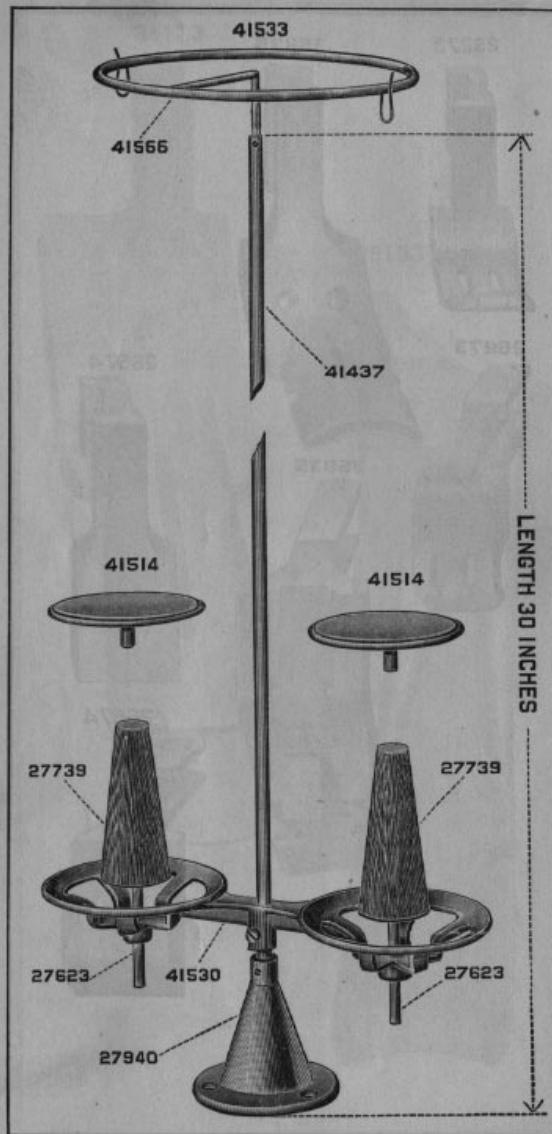
26574



26574



PLATE 2837—ONE-FOURTH SIZE



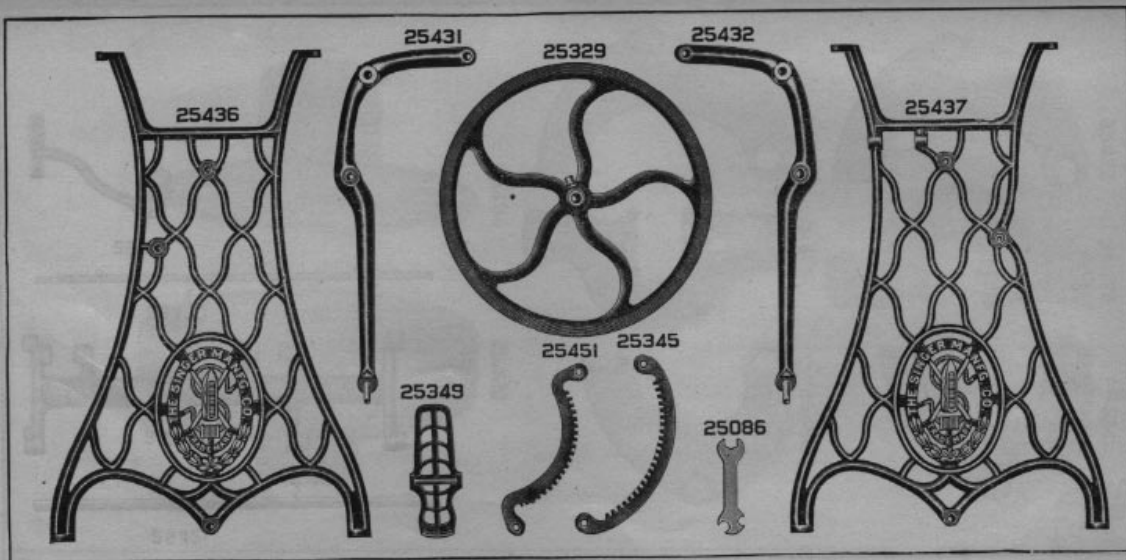


PLATE 3813—ONE-NINTH SIZE

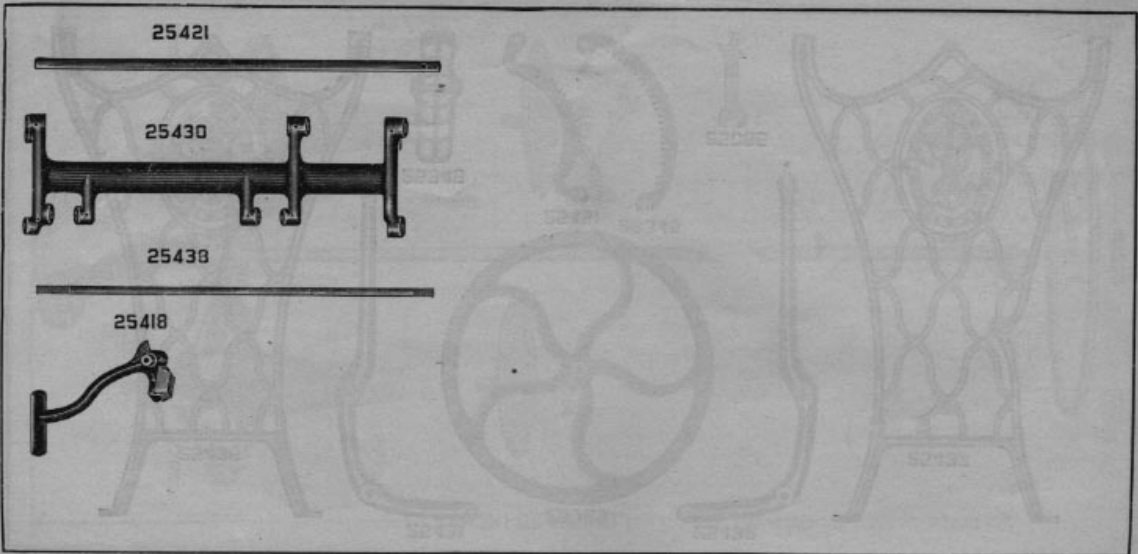


PLATE 3814—ONE-NINTH SIZE

PLATE 3815—ONE-HALF SIZE

25423




25422



25424



25427




25426



25428



25434



25429



PLATE 3816—ONE-HALF SIZE





PLATE 3817—FULL SIZE



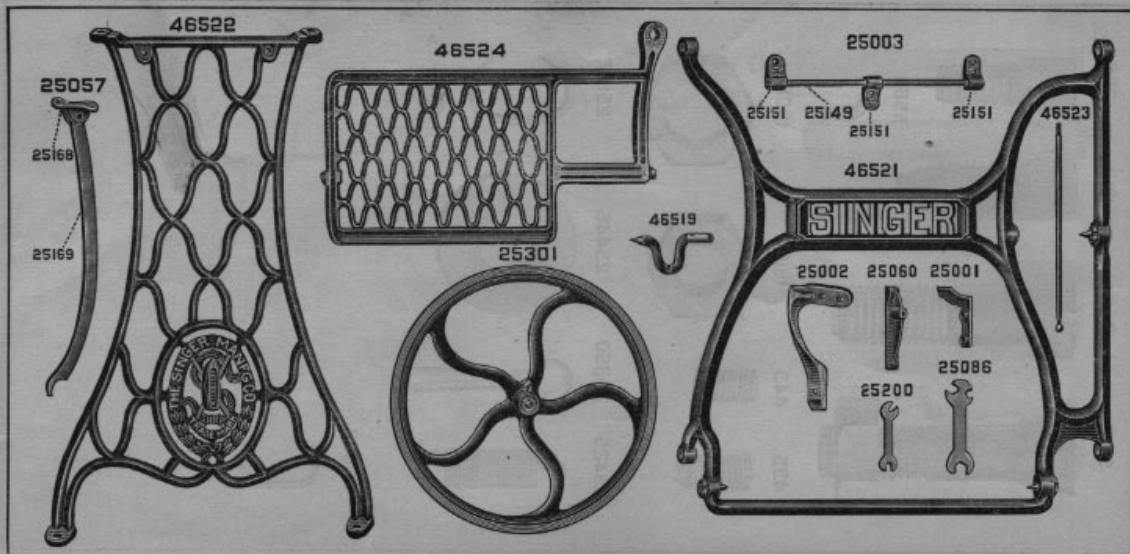



PLATE 3825—ONE-NINTH SIZE

PLATE 3826—FULL SIZE



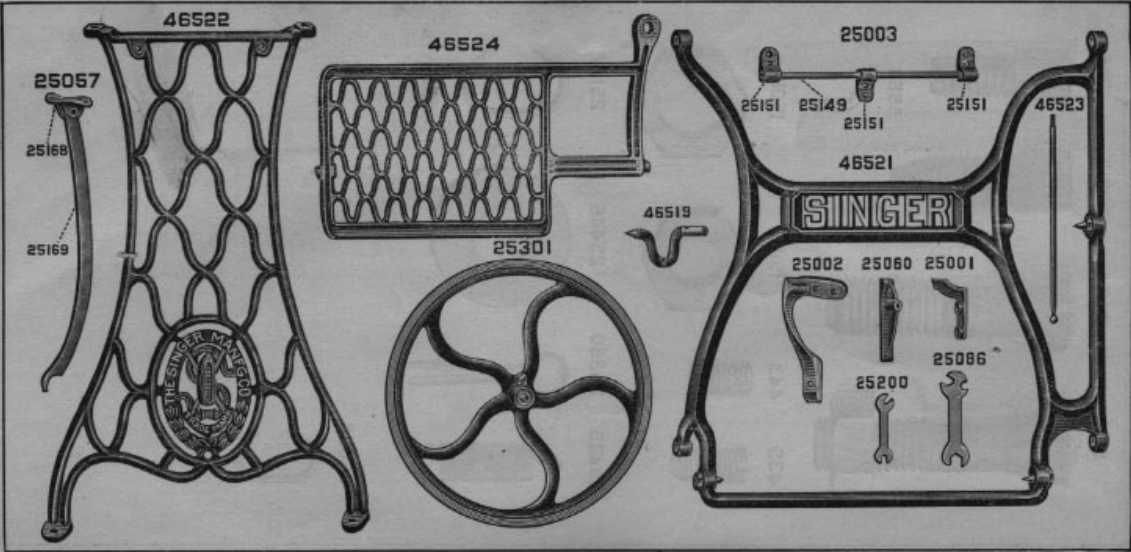



PLATE 3825—ONE-NINTH SIZE

PLATE 3826—FULL SIZE



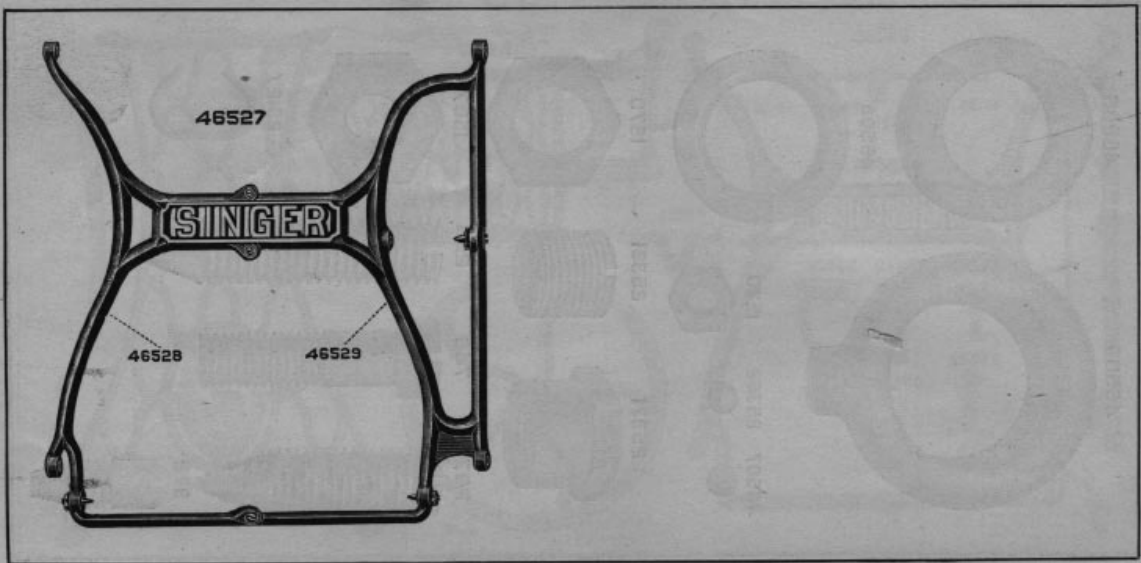


PLATE 3827—ONE-NINTH SIZE

PLATE 5235—ONE-FOURTH SIZE

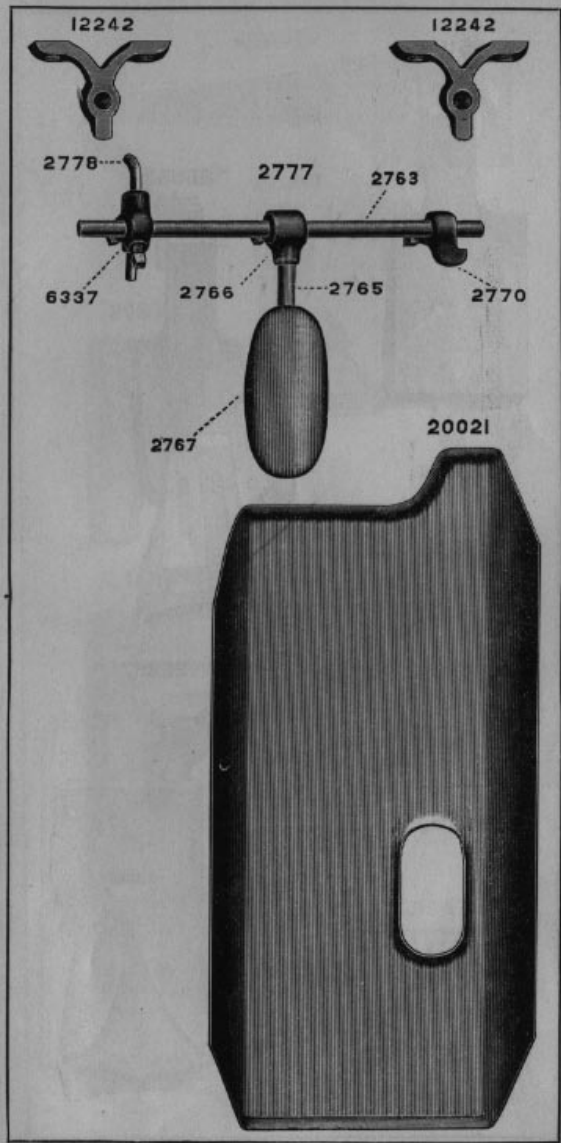


PLATE 5770—FULL SIZE




PLATE 5771—FULL SIZE

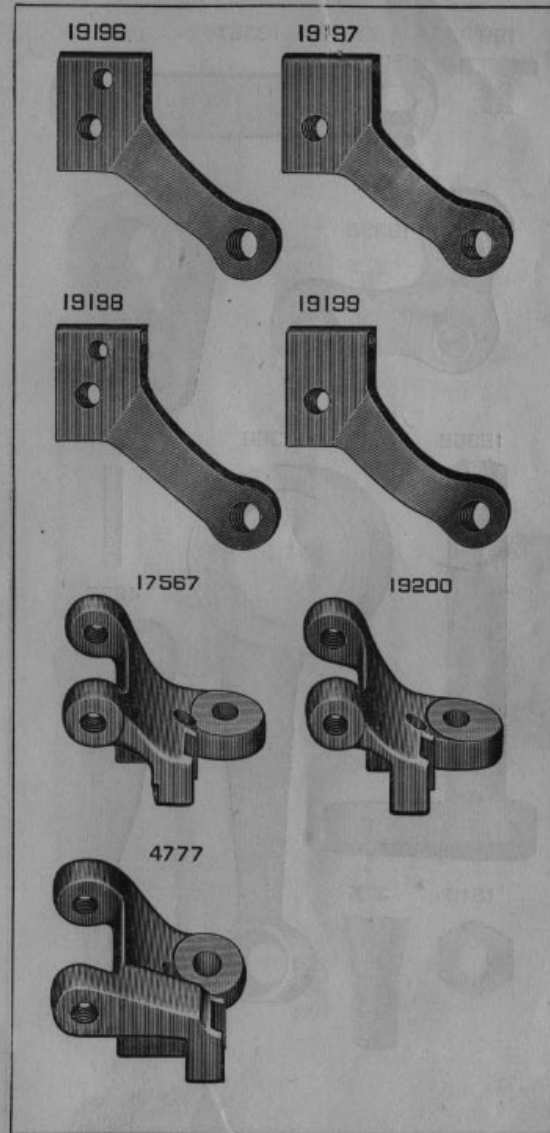


PLATE 5772—FULL SIZE

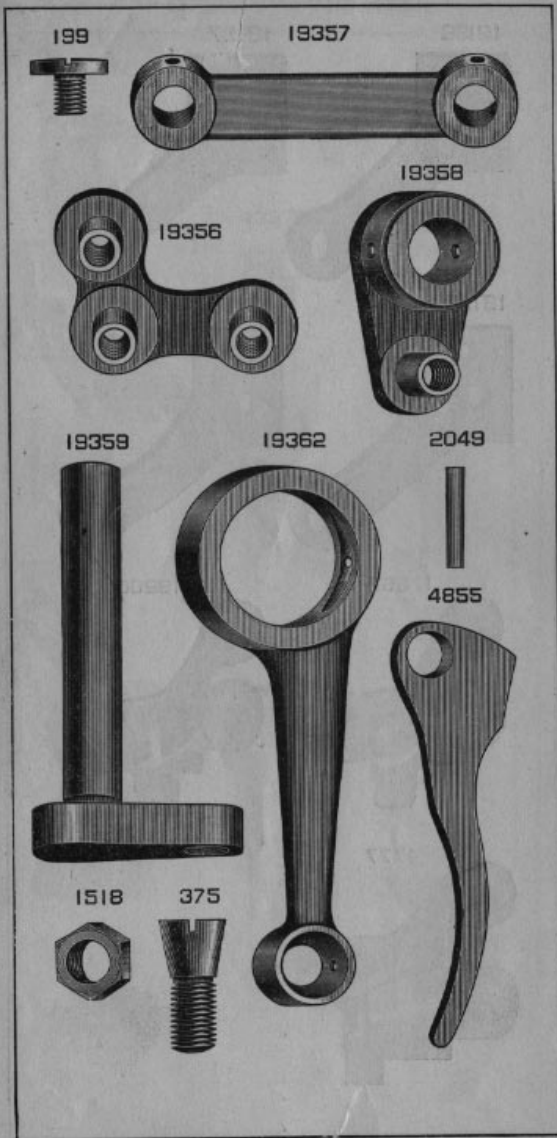


PLATE 5773—FULL SIZE

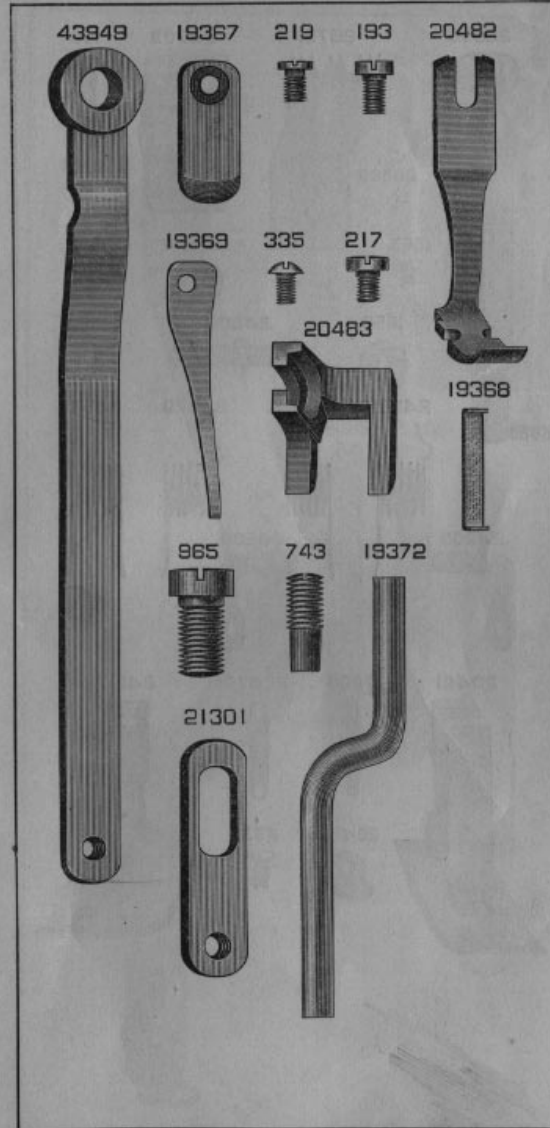


PLATE 5774—FULL SIZE




PLATE 5775—ONE-HALF SIZE




PLATE 5776--FULL SIZE

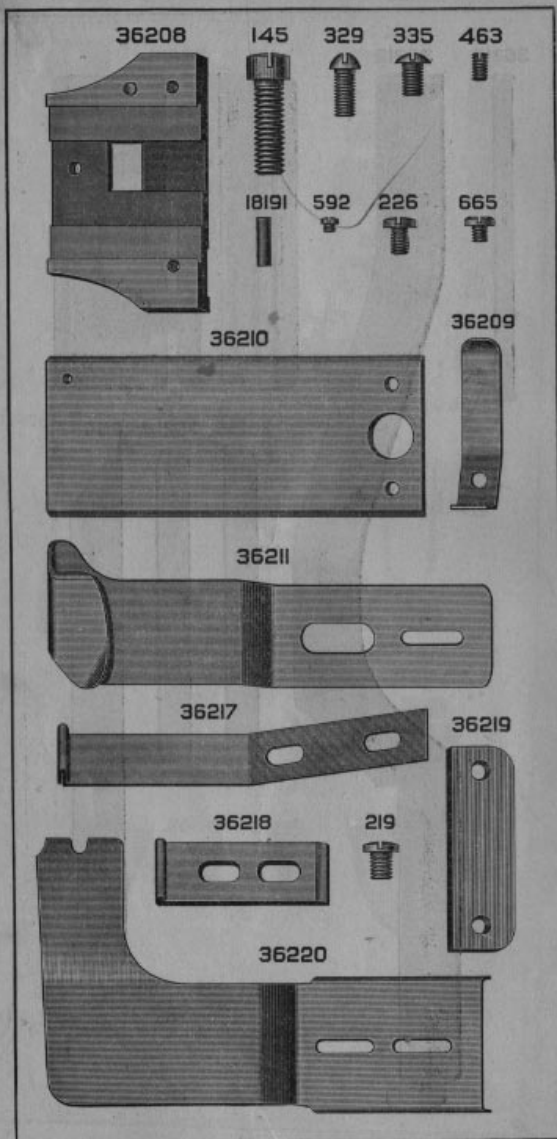


PLATE 5777--FULL SIZE

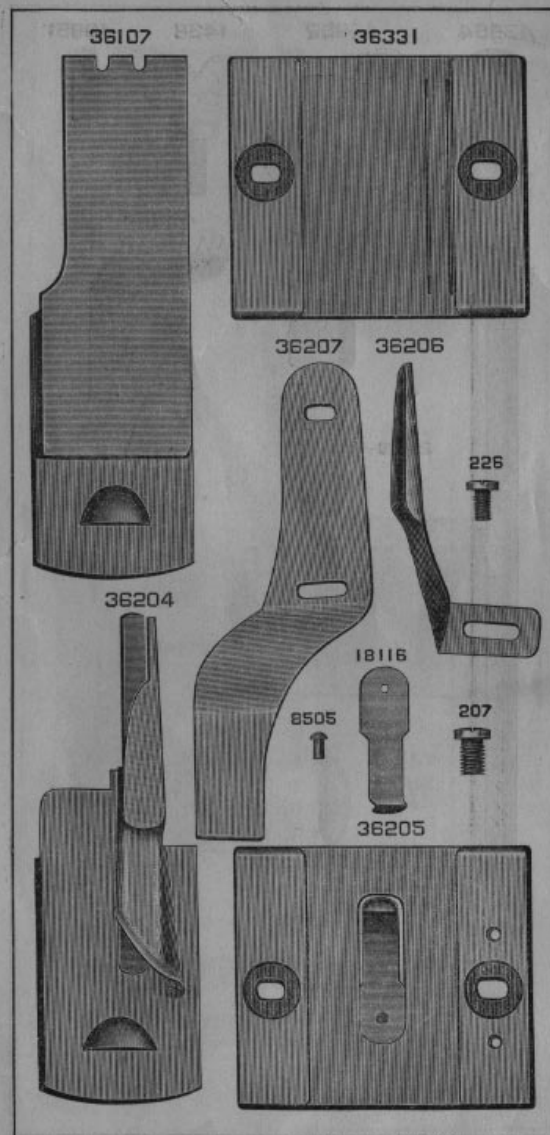


PLATE 5778—FULL SIZE


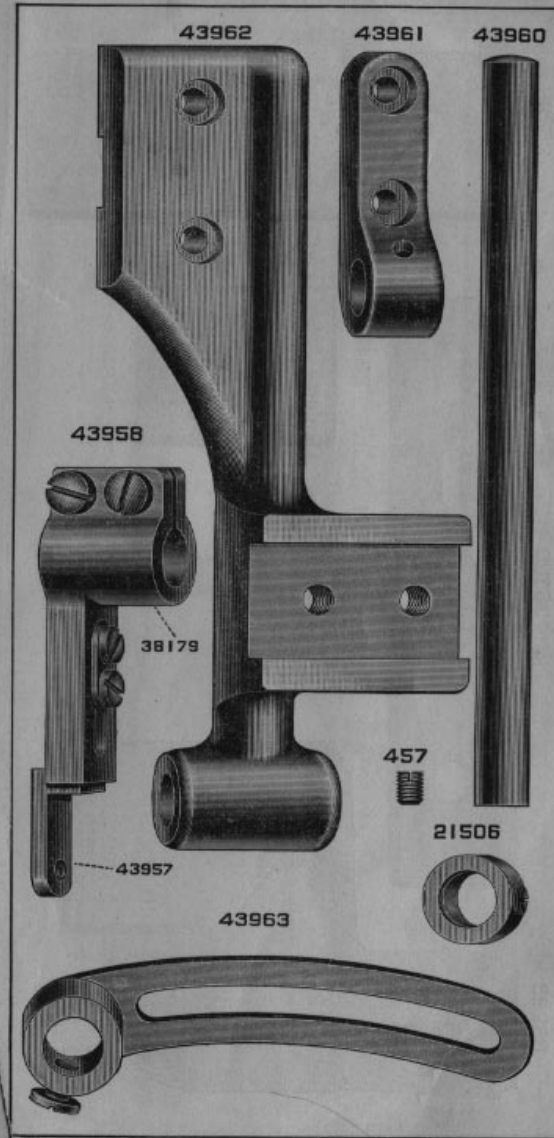




PLATE 5779—FULL SIZE




36298



36300



36299



190



7071



26438



PLATE 5780—FULL SIZE

PLATE 5782—ONE-HALF SIZE

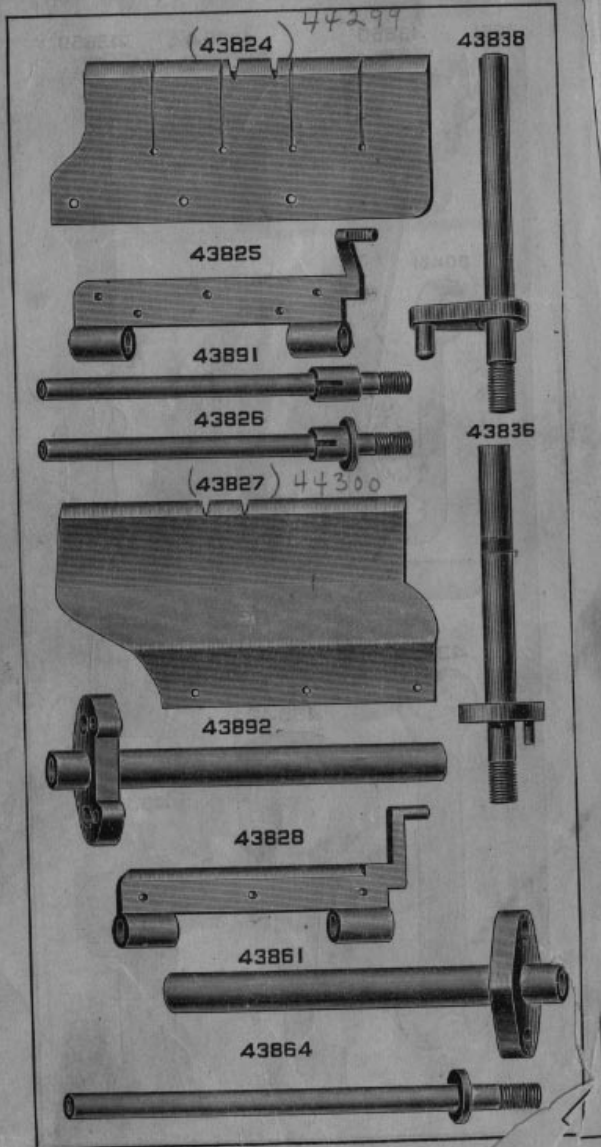
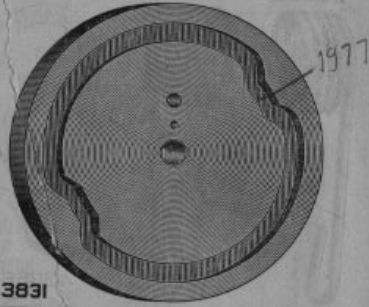


PLATE 5783—FULL SIZE




PLATE 5784--ONE-HALF SIZE

43830



43831



43832



43833



PLATE 5785--ONE-HALF SIZE

43834



PLATE 5786—FULL SIZE




PLATE 5787—FULL SIZE





PLATE 5788—FULL SIZE



7909-26

43823




PLATE 5789-FULL SIZE




PLATE 5790—FULL SIZE




PLATE 5791—FULL SIZE

PLATE 5792—ONE-HALF SIZE

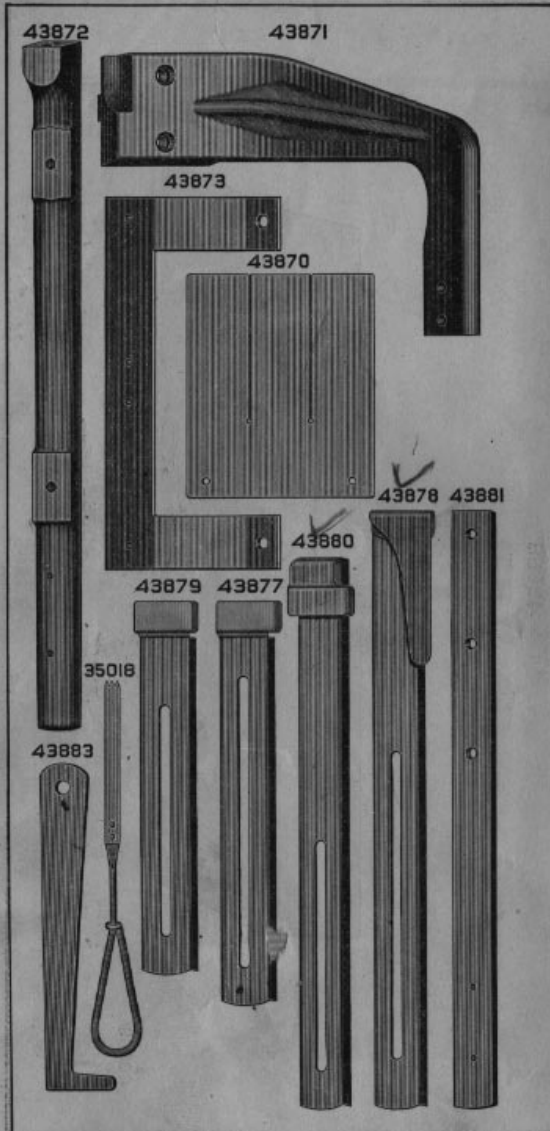
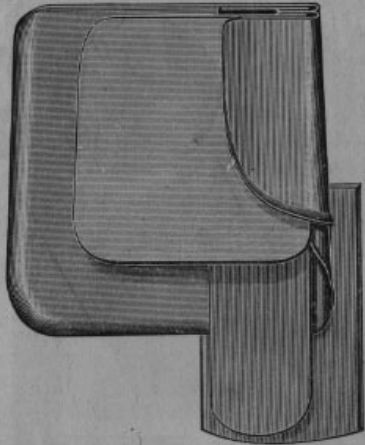


PLATE 5793—FULL SIZE



PLATE 5794—FULL SIZE

35994



35945






PLATE 5795—FULL SIZE

36004



36003



36002

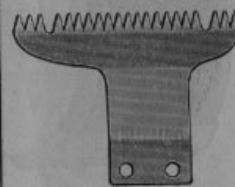




PLATE 5796—FULL SIZE

36078



36077



36078






PLATE 5797—FULL SIZE

35887



36089



35887



36089



PLATE 5798—FULL SIZE




PLATE 5799—FULL SIZE




PLATE 5800—FULL SIZE




PLATE 5801—FULL SIZE

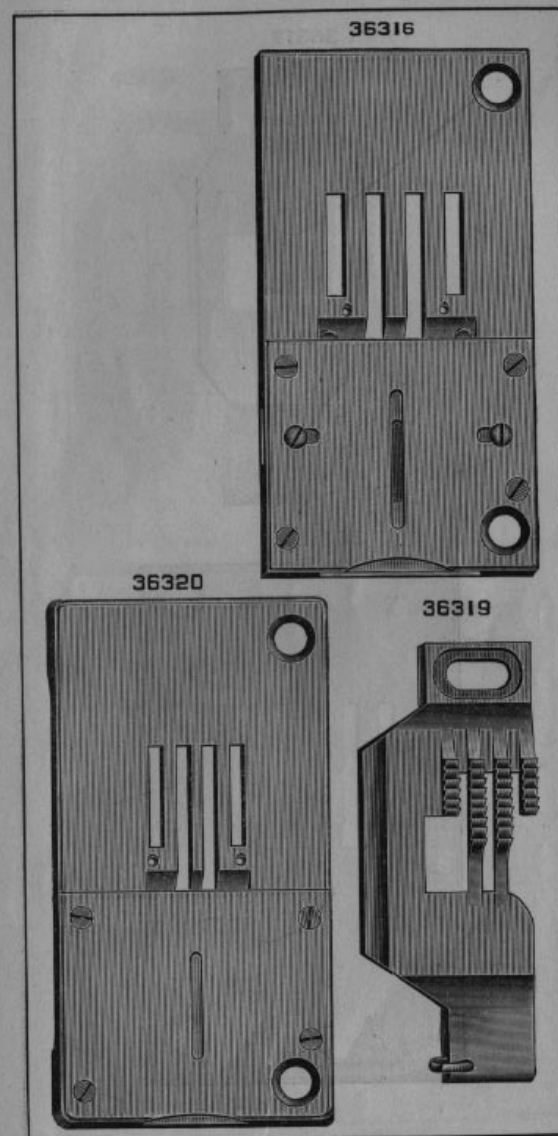



PLATE 5802—FULL SIZE

36317



36318



PLATE 5803—FULL SIZE

43966



43967





PLATE 5802—FULL SIZE

36317



36318

