

FORM 18976  
(536)  
PRINTED IN U. S. A.

HISTORICAL SOCIETY  
DO NOT REMOVE

# LIST OF PARTS



## SINGER\*\* MACHINES

### Nos. 44-26 and 44-27

---

THE SINGER MANUFACTURING COMPANY

\*\*A Trade Mark of THE SINGER MANUFACTURING COMPANY

# INSTRUCTIONS FOR OILING

---

To ensure easy running and prevent unnecessary wear of the parts which are in movable contact, the machine requires oiling and when in continuous use, "TYPE B" or "TYPE D" OIL, sold by Singer Sewing Machine Company, should be applied at least twice each day to all oil holes marked "OIL", as instructed in Form 8038.

"TYPE D" OIL should be used when an oil is desired which will produce a minimum of stain on fabrics, even after a long period of storage.

Fill reservoir in base to "high" mark, and inspect often enough to keep oil level from going below "low" mark in base.

Copyright, U. S. A., 1921, 1928, 1935 and 1936  
by The Singer Manufacturing Co.  
All Rights Reserved for all Countries

## INDEX

---

	Page
Accessories.....	18
Belt Guard.....	18
Bobbin Winders.....	19
Driving Attachment.....	20
Edge Guide Rollers.....	23
Foot Lifter Parts.....	23
Knee Lifter Parts.....	25
Knife Grinder.....	26
Machine Base.....	18
Machine No. 44-26.....	5
Machine No. 44-27.....	16
Numerical List of Parts.....	31
Obsolete Parts.....	27
Thread Unwinder.....	26

# INSTRUCTIONS FOR ORDERING

In ordering from this list, use ONLY the part NUMBER in the FIRST column.

The number stamped on a Sewing Machine Part is in every case the number of the single part only.

Every combination of parts sent out as such has its specific number, which, although not stamped on the parts, must be used when ordering the combination.

Each number always indicates the SAME PART in whatever list it appears, or for whatever machine.

The letters after some of the numbers indicate the style of finish only, as follows:

- A-Hardened, Polished, Nickel Plated and Buffed
- B-Polished, Nickel Plated and Buffed
- C-Hardened Only
- D-Polished Only
- F-Soft, Not Polished
- F-Hardened and Polished
- F.J-Hardened, Polished and Nickel Plated
- G-Bright Rumbled and Nickel Plated
- H-Blued
- J-Nickel Plated Only
- K-Hardened and Nickel Plated
- L-Brass Plated
- M-Oxidized
- N-Japanned, Dull
- P-Japanned, Bright
- R-Merlized
- T-Copper Plated
- T.A-Hardened, Polished, Copper and Nickel Plated and Buffed
- T.B-Copper and Nickel Plated and Polished
- T.J-Copper and Nickel Plated Only
- T.K-Hardened, Copper and Nickel Plated
- T.M-Copper Plated and Oxidized
- T.L-Copper and Brass Plated
- U-Zinc Plated
- V-Silver Plated
- W-Polished and Nickel Plated
- Y-Black Nickel Plated Only
- Z-Chromium Plated
- Z.B-Polished, Nickel Plated, Buffed and Chromium Plated
- Z.J-Nickel and Chromium Plated

These letters MUST BE USED when they appear in the list; and AFTER the number as in the list.


In this series:  
 1 to 1500, 50001 to 51500 and 140001 to 142000 are Screw Numbers  
 1501 to 1800 and 51501 to 51900 are Nut Numbers  
 1801 to 2000 and 51901 to 52000 are Roller Numbers  
 2001 to 50000 and 52001 to 140000 and 142001 to 190000 are Sewing Machine Parts, 190001 and upward are numbers of Electrical Parts.

The figures in the second column refer only to the plates, illustrating the parts, and are NOT TO BE USED in ordering.

Parts marked with an asterisk (\*) are furnished only when repairs are made at factory.

## LIST OF PARTS COMPLETE

FOR



### MACHINE No. 44-26

For Simultaneously Stitching the Edges and Under-trimming the Linings of Shoes, Sandal Slippers, etc. Has oblique under-edge trimmer and suspended protecting guide for the upper edge, also knife disengaging device operated by the knee or presser bar lifter; drop feed. Speed 1600 R. P. M.

No.	Plate	Name
*24229	-----	Arm with 11104, 15404 and two 15405.....
8582	8387	" Dowel Pin.....
12453	8387	" Oil Tube for oiling intermediate bearing.....
12454	8387	Arm Oil Tube with 132590, for oiling 12409.....
24131	8387	Arm Oil Tube with 52045, for oiling 12197
15783	8387	" " " for 11119.....
11119	8387	" " " 15783 with 52045, for oiling 12408 and 24241.....
52045	8387	Arm Oil Tube Packing (cotton).....
132590	8387	" " " " (wick).....
748E	8387	" Screw (back).....
868E	8387	" " (front).....
16511	22362	" Shaft.....

No.	Plate	Name
*11104	-----	Arm Shaft Bushing (front).....
12357	22354	" " Flanged Bushing (back).....
448C	8387	" " " " Set Screw
144D	8387	" " Screw.....
12193	22354	" Side Cover.....
51224J	8387	" " " Thumb Screw.....
12403	22354	" Spool Pin and Thread Eyelet.....
8879	8445	" " " Washer (cloth).....
24296	22362	Balance Wheel (power) light rim, 2 3/16 in. pulley, with two 448C.....
24297	22359	Balance Wheel Oil Cover.....
210D	8674	" " " " Screw.....
448C	8387	" " Set Screw.....
*16596	-----	Bed.....
20197	22354	Crank Connecting Rod with two 896C.....
896C	8387	" " " Cap Screw.....
908C	8387	" " " Hinge Screw.....
1619F	8387	" " " " Nut....
16558	-----	Face Plate.....
16559	22359	Face Plate complete, Nos.12150,16558 and 45720.....
203D	8445	Face Plate Screw.....
62682	8445	" " Thread Eyelet.....
*44181	-----	" " " Guard (lower).....
12150	8387	" " " " " 44181 with 12152.....
12152	8387	Face Plate Thread Guard (lower) Rivet...
45720	8445	" " " " (upper) with 125373.....
125373	8445	Face Plate Thread Guard (upper) Rivet...
12368	22356	Feed Bar.....
313C	8387	" " Screw Center.....
56813	-----	" " " " 313C with 1519J...
1519J	8387	" " " " Nut.....
12197	22356	" Cam and Feed Lifting Eccentric with 446C.....
446C	8387	Feed Cam and Feed Lifting Eccentric Set Screw.....
3033	8390	Feed Connecting Link.....
375C	8390	" " " Hinge Screw.....
1518E	8390	" " " " Nut....
16560	22353	" Dog, 10 teeth (16 teeth to the inch) for 16597 and 24331.....

Note: No. 16560 is sent with this Machine unless another Feed Dog is specified on order.

24392	22353	Feed Dog, 8 teeth (12 teeth to the inch) for 16597 and 24331.....
24230	22352	Feed Dog, 9 teeth (16 teeth to the inch) for 24244.....
24897	22352	Feed Dog, 5 teeth (8 teeth to the inch) for 24244.....
24951	22353	Feed Dog, 15 teeth (24 teeth to the inch) for 16597.....

No.	Plate	Name
208E	22353	Feed Dog Screw.....
12123	22356	" Forked Connection.....
375C	8390	" " " Hinge Screw.....
1518E	8390	" " " " Nut.
16504	22362	" Lifting Rock Shaft.....
16588	-----	Feed Lifting Rock Shaft complete, Nos. 3093,12376,16504 and 16556.....
16556	8390	Feed Lifting Rock Shaft Crank (back) with 462C.....
3093	8390	Feed Lifting Rock Shaft Crank (back) Pin.....
462C	8390	Feed Lifting Rock Shaft Crank (back) Set Screw.....
12376	8390	Feed Lifting Rock Shaft Crank (front) with 157J and 1813.....
157J	8390	Feed Lifting Rock Shaft Crank (front) Clamping Screw.....
1813	8390	Feed Lifting Rock Shaft Crank (front) Roller and Stud.....
43976	8411	Feed Lifting Rock Shaft Crank Connect- ing Rod with two 966E.....
966E	8390	Feed Lifting Rock Shaft Crank Connect- ing Rod Cap Screw.....
375C	8390	Feed Lifting Rock Shaft Crank Connect- ing Rod Hinge Screw.....
1518E	8390	Feed Lifting Rock Shaft Crank Connect- ing Rod Hinge Screw Nut.....
307C	8390	Feed Lifting Rock Shaft Screw Center...
56814	-----	" " " " " 307C with 1513J.....
1513J	8390	Feed Lifting Rock Shaft Screw Center Nut.....
3039	22356	Feed Regulator.....
1128E	8390	" " Hinge Screw.....
818D	8390	" " Thumb Screw.....
16506	8411	" Rock Shaft.....
24376	-----	Feed Rock Shaft complete, Nos.16506 and 29633.....
29633	8390	Feed Rock Shaft Crank with 157J.....
157J	8390	" " " Clamping Screw...
307C	8390	" " " Screw Center.....
56814	-----	" " " " " 307C with 1513J.....
1513J	8390	Feed Rock Shaft Screw Center Nut.....
24556	5759	Guide Bracket.....
62577	8445	" Finger, for general work.....
24425	8445	" " " beaded edge work....
24576	5759	" " Holder.....
1117J	5759	" " " Adjusting Screw...
578J	5759	" " " Screw.....
24557	5759	" " " Slide with 26550..
24361	5759	" " " Friction Spring.....

No.	Plate	Name
1051J	5759	Guide Finger Holder Slide Screw.....
219J	5759	" " Screw.....
24568	5759	" " Shank with 2974.....
24559	5759	" " Cap.....
220J	5759	" " " Screw.....
24591	5759	" " " Spring.....
2974	5759	" " " Stop Pin.....
28550	5759	" " " Stud.....
24231	5758	" Holder.....
453C	8390	" Set Screw.....
24560	5759	" Slide with 24561 and two 9558.....
24561	5759	" Block.....
9558	5759	" Rivet.....
24562	5759	" Friction Spring.....
244J	5759	" " Screw.....
24563	5759	" Latch.....
24237	5759	" Cap with 28550.....
50169J	8445	" " Screw.....
2975	5759	" Spring.....
28550	5759	" Stop Stud.....
1075E	5759	" Regulating Screw Stud.....
24564	5759	" " Bracket with 1075E.....
1536J	5759	Guide Slide Regulating Thumb Nut.....
24565	5759	" Spring.....
1074E	5759	" Stop Stud.....
24566	5758	Guide (suspended) adjustable, complete, Nos. 219J, 244J, 578J, 1051J, 1074E, 1117J, 1536J, 2975, 24237, 24361, 24556 to 24560, 24562 to 24565, 24576, 24591 62577, two each 220J and 50169J.....
190D	8387	Guide Screw for 24566.....
62530	8449	Knife (narrow) end and side cut (shearing) for 24244.....
Note: Five No. 62530 are sent with this Machine unless other Knives are specified on order.		
24315	8449	Knife (medium) end and side cut, for 24331.....
24316	8449	Knife (wide) end and side cut, for 24331.....
24446	8449	" end and side cut, 3/16 in. cutting edge, for 24244.....
19297	22361	Knife Bar with 2301.....
24434	22361	" Crank with 191C.....
1165C	22361	" Coupling Pin.....
24136	22361	" Disengaging Lever.....
106D	8449	Knife Bar Crank Coupling Pin Disengaging Lever Screw.....
1564D	8449	*Knife Bar Crank Coupling Pin Head.....
2297	8449	" " " Spring.....
2022	8674	" " Pin.....
191C	8449	" Set Screw.....

No.	Plate	Name
24435	-----	Knife Bar Crank complete, Nos. 106D, 1165C 1564D, 2297, 24136 and 24434.....
16563	22361	Knife Bar Driving Crank (forked).....
16564	22361	" " " Bracket.....
24436	-----	Knife Bar Driving Crank Bracket complete, Nos. 2022, 16563, 16564 and 24435.....
647C	8449	Knife Bar Driving Crank Bracket Screw..
24122	22361	" Lifting Spring.....
24123	22361	" Case.....
*24124	22361	" Guide.....
24906	-----	" " " " 24124 with 2523 and 24125.....
*24125	8449	Knife Bar Lifting Spring Guide Bracket.
621D	8449	" " " " " Screw.....
2523	8449	Knife Bar Lifting Spring Guide Pin.....
2301	8449	" Stop Pin.....
24139	-----	Knife Bar complete, Nos. 621D, 19297, 24144 24906 and two 335H.....
24140	8449	Knife Holder.....
24141	8449	" Body with 442C.....
24142	8449	" Handle.....
14026	8449	" Rivet.....
14026	8449	" Hinge Pin.....
335H	8449	" Screw.....
24143	8449	" Spring.....
442C	8449	" Stop Screw.....
24144	-----	Knife Holder complete, Nos. 2291, 24140 to 24143, two each 223F and 14026.....
223F	8449	Knife Screw.....
2291	8449	" Washer.....
16568	22354	Needle Bar with 620F, 904F and 24391....
12382	22356	" Connecting Link with 794E...
43997	-----	" " " " 12382 with 12384.....
794E	8390	Needle Bar Connecting Link Adjusting Screw.....
*12383	-----	Needle Bar Connecting Stud.....
1904	8390	" " " Roller (roller only).....
453C	8390	Needle Bar Connecting Stud Set Screw...
12384	22356	Needle Bar Connecting Stud complete, Nos. 453C, 1904 and 12383.....
24241	22356	Needle Bar Crank (eccentric) with 448C and 743C.....
743C	8445	Needle Bar Crank Position Screw.....
448C	8387	" Set Screw.....
24391	8445	" Thread Guard.....
620F	8445	" " " Set Screw.....
904F	8445	" Set Screw.....
44222	22356	Oil Cup.....

No.	Plate	Name
44223	-----	Oil Cup 44222 with 44005.....
44214	22356	" " Extension.....
44005	-----	" " " 44214 with 24075.....
24075	22356	" " " Post.....
44006	22356	" " Packing (felt).....
44224	22356	" " Thread Retainer.....
44225	22356	Oil Cup complete, Nos. 44006, 44223 and 44224.....
*24104	22356	Oscillating Rock Shaft.....
24105	-----	Oscillating Rock Shaft complete, Nos. 4784, 12388 and 24104.....
139602	-----	Oscillating Rock Shaft 24105 with 908C.
12388	22356	" " " Hinge Pin.....
878J	8445	" " " " Oil
		Hole Stop Screw.....
12459	8445	Oscillating Rock Shaft Hinge Pin Oil Hole Stop Screw Washer (leather)..
448C	8387	Oscillating Rock Shaft Hinge Pin Set Screw.....
908C	8387	Oscillating Rock Shaft Hinge Screw....
4784	8445	" " " Oil Pad.....
16509	22362	" Shaft.....
19496	-----	" " Crank for 19447.....
44134	-----	" " " " 44135.....
19447	8429	Oscillating Shaft Crank complete, Nos. 457C, 1518E, 19449 and 19496.....
44135	8429	Oscillating Shaft Crank complete, Nos. 1518E, 19449, 44134 and two 453C....
2049	8445	Oscillating Shaft Crank Pin.....
457C	8429	" " " Set Screw for 19447.....
453C	8390	Oscillating Shaft Crank Set Screw for 44135.....
19448	8429	Oscillating Shaft Crank Slide Block....
226D	8429	" " " " Cap Screw.....
12424	8429	Oscillating Shaft Crank Slide Block Cap Screw Washer.....
988C	8429	Oscillating Shaft Crank Slide Block Screw Stud.....
1518E	8390	Oscillating Shaft Crank Slide Block Screw Stud Nut.....
19449	-----	Oscillating Shaft Crank Slide Block complete, Nos. 226D, 988C, 12424 and 19448.....
19441	22354	Presser Bar (hollow).....
19464	-----	Presser Bar complete, Nos. 190D, 19441 to 19443 and 24445.....
1232E	8429	Presser Bar Guide Bracket with 453C....
453C	8390	" " " " Set Screw....
52016	22354	" " Lifter.....
689C	8429	" " " Screw.....

No.	Plate	Name
1520E	8429	Presser Bar Lifter Screw Nut.....
12327	8429	" " Lifting and Releasing Lever Bracket.....
11167	22354	Presser Bar Spring (light) .051 wire... Note: No. 11167 is sent with this Machine unless another Spring is specified on order.
12139	22354	Presser Bar Spring (medium) .055 wire..
20023	22354	" " " (heavy) .063 wire...
11170	8429	" " " Washer.....
688J	22354	Pressure Regulating Thumb Screw.....
51801	8446	Roller, 9/16 in. diam., coarse, with 388D and 1550H.....
51802	-----	Roller, 9/16 in. diam., fine, with 388D and 1550H.....
1888	-----	Roller, 7/8 in. diam., coarse, with 652D and 1528D.....
1841	-----	Roller, 7/8 in. diam., fine, with 652D and 1528D.....
51902	8446	Roller, 7/8 in. diam., 9/64 in. face, coarse (ball bearing) complete for 62868, Nos. 1528D, 201699D, 350104D and twenty-eight 206417.....
1911	8446	Roller, 1 1/4 in. diam., coarse, with 386D and 1528D.....
1912	-----	Roller, 1 1/4 in. diam., fine, with 386D and 1528D.....
1939	8446	Roller, 1 1/4 in. diam., coarse, with 386D and 1528D.....
1932	8446	Roller, 1 1/4 in. diam., fine, with 386D and 1528D.....
51863	8446	Roller, 1 1/4 in. diam., 7/32 in. face, coarse (ball bearing) complete for 62748, Nos. 1528D, 1766C, 50553C and twenty-four 16232.....
24903	8446	Roller Arm for 24904 and 24905.....
62677	8446	" " " 62721 and 62722.....
16573	8446	" " " 16581, 16582, 19467 and 19499.....
62857	-----	Roller Arm for 62868.....
62747	8446	" " " 62748.....
19442	8446	" " Bracket.....
19443	8446	" " " Position Collar with 456C.....
456C	8445	Roller Arm Bracket Position Collar Set Screw.....
987E	8445	Roller Arm Bracket Screw Stud.....
19444	8445	" " " Spring.....
19445	8445	" " " " Pin.....
19446	8445	" " " " Stud.....
24445	-----	Roller Arm Bracket Spring Stud complete Nos. 987E and 19444 to 19446.....
16232	8447	Roller Ball.....

No.	Plate	Name
206417	8447	Roller Ball.....
1766C	8445	" " Retaining Nut.....
201699D	8445	" " " Nut.....
24904	8447	Roller Presser complete, 9/18 in. coarse roller, Nos. 24903 and 51801.....
24905	-----	Roller Presser complete, 9/16 in. fine roller, Nos. 24903 and 51802.....
62721	8447	Roller Presser complete, 7/8 in. coarse roller, Nos. 1868 and 62677.....
Note: No. 62721 is sent with this Machine unless another Roller Presser is specified on order.		
62722	-----	Roller Presser complete, 7/8 in. fine roller, Nos. 1841 and 62677.....
16581	-----	Roller Presser complete, 1 1/4 in. coarse roller, Nos. 1911 and 16573.....
16582	8447	Roller Presser complete, 1 1/4 in. fine roller, Nos. 1912 and 16573.....
19499	8447	Roller Presser complete, 1 1/4 in. coarse roller, Nos. 1939 and 16573.....
19467	8447	Roller Presser complete, 1 1/4 in. fine roller, Nos. 1932 and 16573.....
62868	-----	Roller Presser (ball bearing) complete, 7/8 in. coarse roller, Nos. 51902 and 62857.....
62748	-----	Roller Presser (ball bearing) complete, 1 1/4 in. coarse roller, Nos. 51863 and 62747.....
190D	8387	Roller Presser Screw.....
388D	8447	" Screw for 51801 and 51802.....
652D	8447	" " " 1841 and 1868.....
50553C	8447	" " " 51863.....
350104D	8447	" " " 51902.....
386D	8447	" " " 1911, 1912, 1932 and 1939.....
1550H	8447	Roller Screw Nut for 51801 and 51802...
1528D	8447	" " " 1841, 1868, 1911, 1912, 1932, 1939, 51863 and 51902....
2996	8448	Shuttle Bobbin.....
*62739	-----	" " Case.....
15140	8448	" " " Latch.....
2973	8448	" " " Lever.....
2974	5759	" " " Fulcrum Pin.....
2975	5759	Shuttle Bobbin Case Latch Spring.....
592E	8448	" " " " " Stop Screw.....
15141	8448	Shuttle Bobbin Case Hinge, Nos. 2973, 2974 and 15140.....
*7553	-----	Shuttle Bobbin Case Position Finger....
2523	8449	" " " " " Rivet
24412	22355	" " " " " Plate.....
391D	8448	" " " " " Screw

No.	Plate	Name
62740	8448	Shuttle Bobbin Case complete, Nos. 591F, 592E, 2523, 2975, 7553, 15141, 15278 and 62739.....
12393	8448	Shuttle Body.....
591F	8448	" Tension Regulating Screw.....
15278	8448	" " Spring.....
19292	8448	" " 1 11/16 in. diam., Nos. 2996, 12393 and 62740.....
*12394	-----	Shuttle Driver.....
12444	22355	" " 12394 with two 1266C...
2049	8445	" " Pin.....
1266C	8448	" " Set Screw.....
2531	8398	" Race Back.....
2532	8448	" " " Position Pin.....
2533	22355	" " " Spring.....
907D	8448	" " " Screw.....
62531	-----	" " Body.....
62612	-----	" " " 62531 with 62532 and two 1053D.....
62532	22355	Shuttle Race Cap.....
1053D	8448	" " " Screw.....
62533	22355	Shuttle Race complete, Nos. 907D, 2531, 2533, 24412, 62612 and two each 391D and 2532.....
145D	8448	Shuttle Race Screw.....
12431	-----	" " Slide.....
12432	22355	Shuttle Race Slide complete, Nos. 4307, 12431 and two 725E.....
4307	22355	Shuttle Race Slide Spring.....
725E	8448	" " " Screw.....
2102	8398	Tension Disc.....
1560C	8398	" Regulating Thumb Nut.....
32572	8398	" Releasing Disc.....
43944	8398	" " Lever.....
12398	8398	" " " Hinge Pin.....
12329	8398	" " " Spring.....
32574	8398	" " " Pin.....
50327C	8398	" Screw Stud.....
44141	-----	" " " 50327C with 1560C..
43945	8398	" Spring.....
12149	8398	" Thread Guard.....
44118	-----	Tension complete, Nos. 7336, 32572, 32574 43945, 43946, 44141 and two 2102...
52454	8398	Thread Retainer.....
624C	8398	" " Set Screw.....
12404	8398	" Take-up Crank.....
3094	8398	" " " Wedge.....
690E	8398	" " " Screw.....
12408	22355	" " Lever.....
775E	8398	" " " Cap Screw.....
12166	8398	" " " Hinge Pin.....
12409	22355	" " " Link.....

No.	Plate	Name
11304	22355	Thread Take-up Lever Link Hinge Pin....
435C	8398	" " " " " " Set Screw.....
12410	-----	Thread Take-up Lever complete, Nos. 12166 12408 and 12409.....
43948	8398	Thread Take-up Spring.....
7338	8429	" " " Regulator.....
448C	8387	" " " " Set Screw
24149	-----	Throat Plate Body for 24244.....
24720	-----	" " " " 24331.....
62626	-----	" " " " 16597.....
16599	22352	" " Cutting Bar, 1/32 in. to 3/32 in. gauge, for 16597.....
24329	22352	Throat Plate Cutting Bar, 3/128 in. to 3/32 in. gauge, for 24331.....
Note: No. 24329, 3/128 in. gauge, is sent with this Machine unless another gauge is specified on order.		
24242	22352	Throat Plate Cutting Bar, 3/128 in. to 3/32 in. gauge, for 24244.....
Note: When ordering Nos. 16599, 24242 or 24329, state required distance of trimmed edge from seam.		
238D	22352	Throat Plate Cutting Bar Screw.....
2328	22352	" " Spring Slide for 16597....
24243	22352	" " " " " 24244....
24330	22352	" " " " " 24331....
2330	22352	" " " " Spring.....
4363	22352	" " " " Stop (flat).....
56895	22352	Throat Plate Spring Slide Spring Stop (oval).....
725D	8448	Throat Plate Spring Slide Spring Stop Screw.....
24244	22352	Throat Plate complete for 24230 and 24897, to trim back of needle, for strap sandals, Nos. 725D, 2330, 4363 24149, 24242, 24243 and two 238D....
16597	22353	Throat Plate complete for 16560, 24392 and 24951, Nos. 725D, 2328, 2330, 16599 56895, 62626 and two 238D.....
24331	22353	Throat Plate complete for 16560 and 24392, to trim back of needle, for heavy work, Nos. 725D, 2330, 4363, 24329, 24330, 24720 and two 238D....
Note: No. 24331, 3/128 in. gauge, is sent with this Machine unless another gauge is specified on order.		
Note: When ordering Nos. 16597, 24244 or 24331, state required distance of trimmed edge from seam.		
691F	22353	Throat Plate Screw for 16597.....

No.	Plate	Name
957F	22357	Throat Plate Screw for 24244 and 24331
*15404	-----	Trade Mark.....
15405	8398	" " Rivet.....
24079	8407	Drip Pan.....

SINGER Needles should be used  
in SINGER Machines  
These Needles and their Containers  
are marked with the  
Company's Trade Mark "SIMANCO.\*\*" 1

Needles in Containers marked  
"FOR SINGER MACHINES"  
are NOT SINGER made needles. 2



## MACHINE No. 44-27

For Simultaneously Stitching the Edges and Under-trimming the Linings of Shoes, Sandal Slippers, etc. Has oblique under-edge trimmer and suspended protecting guide for the upper edge, also knife disengaging device operated by the knee or presser bar lifter; wheel feed. Speed 1600 R. P. M.

THIS MACHINE IS THE SAME AS THE 44-26 MACHINE WITH THE FOLLOWING EXCEPTIONS:

No.	Plate	Name
5570	22359	Feed Eccentric with 446C.....
446C	8387	" " " " Set Screw.....
12429	22359	" Forked Connection, in place of 12123.....
2258	8411	Feed Wheel, fine teeth, for 19302.....
Note: No. 2258 is sent with this Machine unless otherwise specified on order.		
15022	8411	Feed Wheel, coarse teeth, for 19302....
2263	22359	" " " " Driver with 2266.....
19266	8411	" " " " Link.....
324D	8435	" " " " " Screw.....
313C	8387	" " " " " " Center....
56813	-----	" " " " " " " 313C with 1519J.....
1519J	8387	Feed Wheel Driver Link Screw Center Nut
2265	8435	" " " " " Spring.....
2266	8435	" " " " " Hook.....
19267	8411	" " " " " Frame with 453C.....
19302	-----	Feed Wheel Frame complete, Nos.151C, 183C,183F,240D,2252,2254 to 2256, 2258,3114,19267 and two each 119C and 1528J.....
119C	8435	Feed Wheel Frame Adjusting Screw.....
1528J	8447	" " " " " " Nut...
453C	8390	" " " " " " Set Screw.....
19268	22362	" " " " " " Shaft.....
307C	8390	" " " " " " Screw Center....
56814	-----	" " " " " " " 307C with 1513J.....
1513J	8390	Feed Wheel Frame Shaft Screw Center Nut
3114	8435	" " " " " " Friction Plate (back).....

No.	Plate	Name
151C	8435	Feed Wheel Friction Plate (back) Screw
2252	8435	" " " " " (front).....
183C	8445	" " " " " " Screw
2254	8435	" " " " " Retaining Clutch.....
2255	8435	" " " " " " Cap.....
183F	8445	" " " " " " " Screw.
2256	8435	" " " " " " Spring....
240D	8435	" " " " " " " Screw
44236	-----	Shuttle Race Body.....
44237	-----	" " " " " 44236 with 44220 and two 662D.....
44238	-----	Shuttle Race Body 44237 with two 2532.
44239	-----	" " " " " 44237 with 24412 and two 391D.....
44220	22359	Shuttle Race Cap.....
662D	8435	" " " " " Screw.....
44240	22359	Shuttle Race complete, Nos.907D,2531, 2533,44239 and two 2532, in place of 62533.....
24810	22359	Shuttle Race Slide complete, Nos. 4307 12431 and two 1208J.....
1208J	8448	Shuttle Race Slide Spring Screw.....
24158	-----	Throat Plate Body for 24300.....
24721	-----	" " " " " 24320 and 24332.
24317	22357	" " " " " Cutting Bar, 5/128 in. to 3/32 in. gauge, for 24320.....
Note: When ordering No. 24317, state required distance of trimmed edge from seam.		
24318	22357	Throat Plate Spring Slide, for 24320..
24300	22357	Throat Plate complete for 2258 or 15022, to trim back of needle, for strap sandals, Nos.725D,2330,4363, 24158,24242,24243 and two 238D...
24320	22357	Throat Plate complete for 2258 or 15022, to trim opposite needle, for men's shoe work, Nos.725D,2330 4363,24317,24318,24721 and two 238D.....
24332	22357	Throat Plate complete for 2258 or 15022, to trim back of needle, for heavy work, Nos.725D,2330,4363, 24329,24330,24721 and two 238D...
Note: When ordering either Nos. 24300,24320 or 24332, state required distance of trimmed edge from the seam.		
Note: No. 24332, 3/128 in. gauge, is sent with this Machine unless another gauge is specified on order.		
24375	-----	Wheel Feed complete, Nos. 324D,2263, 2265,5570,19266,19268,19302, either 24300,24320 or 24332 and 24810.....
24080	22363	Drip Pan with four 1 in. wire nails, in place of 24079.....

## MACHINE BASE

No.	Plate	Name
24106	8399	Bed Frame Cushion (felt).....
158E	8399	" " " Screw.....
24107	8399	" " Hinge Connection.....
9261	8399	" " " " Pin.....
970D	8399	" " Thumb Screw.....
24108	8408	Bed Frame complete, Nos.970D,two each 9261,24107,four each 158E,24106 and six wood screws 1 1/4 in. No. 12.....
24908	8407	Drip Pan with two wood screws 1/2 in. No. 5 R.H.B., for 24108.....

## ACCESSORIES

No.	Plate	Name
51075E	8399	Machine Hinge Bolt with 51581E.....
51581E	8445	" " " Nut.....
6055	8399	" " " Washer.....
12361	8399	" " Connection.....
44139	8399	" " Plate.....
44140	-----	Machine Hinge complete,Nos.12361,44139 and wood screw 1 1/4 in. No. 14..
44180	-----	Machine Hinge complete,Nos. 6055,12361 44139 and 51075E.....
12405	8399	Machine Rest (felt).....
41400	8438	" " Pin (wood) 3 1/8 in. long
120342	8438	Oiler (copper plated) with 120343.....
120343	8438	" Spout, 3 1/2 in. long.....
26026	8438	Screw Driver (machine).....
26485	8438	" " (shuttle tension).....
4822	8438	Wrench for 1521 and 1528.....
8908	8438	" " 1519,1520 and 1620.....
8909	8438	" " 1513,1518 and 51581.....
19221	8438	" " 1516 and 1619.....

## BELT GUARD

No.	Plate	Name
41929	8408	Belt Guard.....
8418	8399	" " Button.....
8419	8399	" " Washer (leather)....
8420	-----	" " " 8418 with 8419 and wood screw 1 1/4 in.No.9 R.H.B...
41930	8399	Belt Guard Hinge.....
41931	-----	Belt Guard complete,Nos.8420,41929,two 41930 and four wood screws 3/4 in.No.9.....

## BOBBIN WINDERS

## BOBBIN WINDER

(SWINGING AUTOMATIC, RIGHT HAND)

FOR 2996

FOR POWER TABLE

No.	Plate	Name
225433	8406	Bobbin Winder and Tension Bracket Base
225453	8440	Frame with 202277 and 225438.....
225454	3471	" Hinge Pin.....
202277	3471	" Oil Packing (wick).....
225438	3471	" " Well Cap.....
225455	3471	" Spring.....
225456	3471	" " Plunger.....
202473	8406	Pulley with 200380C.....
200380C	3471	" Set Screw.....
225381	8440	Spindle.....
225444	3471	Stop Latch.....
200056E	3471	" " Screw.....
225458	3471	" " Thumb Lever.....
225459	3471	" " " Hinge Stud.....
225459	3471	" " " Joint Stud.....
202478	3471	" " Trip Lever.....
200299H	3471	" " " Hinge Screw.....
225461	3471	Tension Bracket with 201499B.....
200082D	3471	" " Screw.....
228026	8445	" " Washer.....
2102	8398	" Disc.....
202407	3471	" Spring.....
201499B	3471	" Stud.....
201572B	3471	" " Thumb Nut.....
225462	-----	Tension Bracket complete, Nos.201572B, 202407,225461 and two 2102.....
225382	8406	Bobbin Winder (swinging automatic, right hand) complete,Nos.200056E, 200082D,200299H,202473,202478, 225381,225433,225444,225453 to 225456,225458,225462,228026,two each 225459 and wood screws 3/4 in. No. 12 R.H.B.....

## BOBBIN WINDER

(SWINGING AUTOMATIC, RIGHT HAND)

FOR 2996

FOR STAND

No.	Plate	Name
27540	8440	Base.....
15072	22351	Bobbin Position Pin.....

## BOBBIN WINDER

No.	Plate	Name
27302	8440	Frame.....
50358D	22351	" Hinge Screw.....
1620J	22351	" " " Nut.....
27303	22351	" Spring.....
27541	8440	Pulley.....
*27849	-----	Spindle.....
27538	8440	" 27849 with 15072,27850 and 41828
*27850	-----	" Collar.....
41828	22351	" " Pin.....
27308	8440	Spool Pin.....
27307	8440	" Stand.....
27308	8440	Spool Stand complete, Nos.418E,1562J, 2106,10141,11241,27306,27307 and two each 2455 and wood screws 1 in. No. 10.....
11241	22358	Spool Washer (cloth).....
27312	8440	Stop Latch.....
35D	8448	" " Hinge Screw.....
2455	8435	Tension Disc.....
1562J	8435	" Regulating Thumb Nut.....
418E	22351	" Screw Stud.....
10141	8435	" Spring.....
2106	8435	" Thread Guide.....
27647	22360	Bobbin Winder, Nos. 35D,1620J,27302, 27303,27312,27538,27540,27541, 50358D and two wood screws 1 in. No. 7.....
27544	-----	Bobbin Winder (swinging automatic, right hand) complete, Nos.27308 and 27647

## DRIVING ATTACHMENT

No.	Plate	Name
16592	22362	Balance Wheel (friction) with 7958, 16524 and two 435C.....
16524	-----	Balance Wheel (friction) Ring (leather)
7958	8674	" " " Stop Pin.
24355	8439	" " Oil Cover.....
210D	8674	" " " Screw.....
435C	8398	" " Set Screw.....
15072	22351	Bobbin Position Pin.....
16514	8439	" Winder Frame.....
32D	8429	" " " Hinge Screw.....
16515	8439	Bobbin Winder Frame complete, Nos. 333D, 5960,5961,5963,15077 and 16514....
5960	8439	Bobbin Winder Friction Wheel (leather).
5961	8439	" " " " Washer....
333D	22351	" " " " " Screw
15077	8439	" " Spindle with 15072.....
5963	8439	" " " Flange.....

## DRIVING ATTACHMENT

No.	Plate	Name
27306	8440	Bobbin Winder Spool Pin.....
27307	8440	" " " Stand.....
27308	8440	Bobbin Winder Spool Stand complete, Nos.418E,1562J,2106,10141,11241, 27306,27307 and two each 2455 and wood screws 1 in. No. 10.....
11241	22356	Bobbin Winder Spool Washer (cloth)....
12170	8439	" " Spring.....
180F	22351	" " " Screw.....
16516	8439	" " Stop Latch with 152F and 1550J.....
152F	8674	Bobbin Winder Stop Latch Adjusting Screw.....
1550J	8447	Bobbin Winder Stop Latch Adjusting Screw Nut.....
75D	8674	Bobbin Winder Stop Latch Hinge Screw..
27303	22351	" " " " Spring.....
2269	22351	" " " " Stop Pin.....
2455	8435	" " Tension Disc.....
1562J	8435	" " Regulating Thumb Nut.....
418E	22351	Bobbin Winder Tension Screw Stud.....
10141	8435	" " " Spring.....
2106	8435	" " " Thread Guide....
16530	8439	Bracket.....
692D	22351	" Screw.....
16528	22363	Drip Pan with four 1 in. wire nails, for 44-26 Machine.....
24338	22363	Drip Pan with four 1 in. wire nails, for 44-27 Machine.....
16518	22362	Driving Arm with 2269,2928 and two 15132.....
2928	8674	Driving Arm Brake (leather).....
15132	8674	" " " Rivet.....
12178	8674	" " Friction Plug (wood).....
427E	8674	" " " Adjusting Screw.....
1508C	8674	Driving Arm Friction Plug Adjusting Screw Nut.....
693D	8439	Driving Arm Hinge Screw.....
1579C	8439	" " " " Nut.....
16519	22362	" " Pitman.....
16520	8439	" " Crank with 803C and 1520E.....
803C	22351	Driving Arm Pitman Crank Adjusting Screw.....
1520E	8429	Driving Arm Pitman Crank Adjusting Screw Nut.....
8022	8674	Driving Arm Pitman Crank Pin.....
16521	8439	" " " " Spring.....
24528	8439	" " " " Adjust- ing Collar with three 448C.....

## DRIVING ATTACHMENT

No.	Plate	Name
448C	8387	Driving Arm Pitman Crank Spring Adjusting Collar Set Screw.....
85D	8674	Driving Arm Pitman Hinge Screw.....
16522	-----	Driving Arm complete, Nos.32D,75D,180F, 427E,693D,1508C,1579C,12170,12178, 16515,16516,16518,16530 and 27303.
16594	8441	Driving Friction Pulley, 2 5/16 in.diam. with 861D and 10236.....
10236	8674	Driving Friction Pulley Center Bearing.
861D	22351	" " " Oil Hole Plug Screw.....
27072	8443	Shaft Driving Pulley (sectional, grooved) 12 in.diam., 1 3/16 in.bore, with two 597C.....
597C	8674	Shaft Driving Pulley Clamping Screw....
12189	8441	Starting Crank.....
2022	8674	" " Pin.....
16525	8441	" " Shaft.....
24529	8441	" " " Bracket with 24528
130D	22351	" " " Screw.....
24530	-----	Starting Crank Shaft Bracket complete, Nos.12189,16520,16521,16525,24529 and two 2022.....
126036	8443	Treadle.....
126205	8441	" Bracket (left).....
126206	-----	Treadle Bracket (left) complete, Nos. 23258,126205,126207,126208 and two wood screws 1 in. No. 14.....
126207	8441	Treadle Bracket (left) Hook.....
23258	8674	" " " Friction Washer.....
126208	8674	Treadle Bracket (left) Hook Rivet.....
46681	8441	" " (right).....
60502	-----	" " " 46681 with two wood screws 1 in. No. 14.....
27637	22362	Treadle Pitman Rod (lower).....
150208	8440	" " " " Spring.....
6055	8399	" " " " Washer
14081	22362	" " " (upper).....
80223	22362	" " " Clamp with 361C.....
361C	8674	" " " Screw.....
14233	22362	Treadle Pitman complete, Nos.2762,6055, 14081,27637,80223 and 150208.....
126209	-----	Treadle complete, Nos.60502,126036 and 126206.....
126213	-----	Treadle Pitman complete, Nos.14233 and 126209.....
2762	22351	Treadle Stop Collar with 362C.....
362C	8674	" " " Set Screw.....
16531	-----	Driving Attachment with Bobbin Winder and Treadle complete, Nos.210D,692D 16519,16522,16592,16594,24355, 24530,27072,27308,126213, two 65D and three 130D.....

## EDGE GUIDE ROLLERS

## EDGE GUIDE (Roller)

No.	Plate	Name
26803	22355	Edge Guide Bed with 2362.....
220J	5759	" " Leveling Screw.....
121146	22355	" " Slide with 26809,51916 and two 12152.....
26805	22355	Edge Guide Slide Cap (left).....
207F	22351	" " " " Screw.....
2362	22351	" " " " Steady Pin.
26806	22355	" " " " (right).....
207F	22351	" " " " Screw (large)
233J	22351	" " " " Screw (small)
26807	22355	" " " Lever.....
94D	22351	" " " Hinge Screw.....
51916	22351	" " " Roller and Screw Stud
26808	22355	" " " Spring.....
26809	22355	" " " Cover.....
12152	8387	" " " Rivet.....
26810	22355	Edge Guide (roller) complete, Nos.94D, 233J,26803,26805 to 26808,121146, two 207F and four 220J.....
190J	8387	Edge Guide Screw for 26810.....

## EDGE GUIDE (Roller)

THIS EDGE GUIDE (ROLLER) IS THE SAME AS NO. 26810,  
WITH THE FOLLOWING EXCEPTIONS:

No.	Plate	Name
121147	22355	Edge Guide Slide with 26809,51917 and two 12152.....
51917	22351	Edge Guide Slide Roller (cone) and Screw Stud.....
121148	-----	Edge Guide (cone shaped roller) complete, Nos.94D,233J,26803,26805 to 26808,121147, two 207F and four 220J.....

## FOOT LIFTER PARTS

No.	Plate	Name
5596	22360	Bell Crank.....
56848	-----	" " 5596 with 5599 and 5601....

## FOOT LIFTER PARTS

No.	Plate	Name
5599	22360	Bell Crank Bracket.....
178E	22351	" " " Screw.....
5601	22351	" " Hinge Pin.....
5735	22360	" " Spring.....
5598	22360	Bell Crank complete, Nos.5735 and 56848
5670	-----	Chain, length 26 in. to 35 in., with 56864 and 56865.....
Note: When ordering No. 5670, state length re- quired.		
4879	22360	Chain Connecting Link.....
56864	22360	" Hook (large).....
56865	22360	" (small).....
16585	22360	Lifting Lever with 448C.....
12415	22360	" " Connecting Rod.....
12416	22360	" " " " Joint....
76D	8435	" " " " " Hinge Screw.....
1521E	8435	Lifting Lever Connecting Rod Lock Nut..
802D	22351	" " Hinge Screw.....
24153	22360	" " Link.....
766D	8435	" " Hinge Screw.....
24154	22360	" " Pin.....
448C	8387	" " " Set Screw.....
2763	8406	Rock Shaft.....
12242	22362	" " Hanger with two wood screws 1 in.No.10.....
6337	8406	Rock Shaft Lifting Bracket with two 356C.....
12243	8406	Rock Shaft Lifting Bracket Hook for 5598.....
7125	8406	Rock Shaft Lifting Bracket Hook for 5670.....
356C	8435	Rock Shaft Lifting Bracket Hook Set Screw.....
356C	8435	Rock Shaft Lifting Bracket Set Screw...
2770	8406	" " Stop Dog with 356C.....
356C	8435	" " " Set Screw.....
4880	8406	Rock Shaft complete, Nos.2763,2770,7125 12243,two each 6337 and 12242.....
4881	8406	Treadle.....
4882	22360	" Shaft.....
4883	22360	" Spring.....
4884	8406	" Stand.....
4885	8406	Treadle complete, Nos.4879,4881 to 4884 and two wood screws 1 in. No. 16..
24428	-----	Foot Lifter complete, Nos.76D,766D,802D 1521E,4880,4885,5598,5670,12415, 12416,16585,24153,24154 and two 178E.....

## KNEE LIFTER PARTS

No.	Plate	Name
5596	22360	Bell Crank.....
56848	-----	" " 5596 with 5599 and 5601....
5599	22360	" " Bracket.....
178E	22351	" " " Screw.....
5601	22351	" " Hinge Pin.....
5735	22360	" " Spring.....
5598	22360	Bell Crank complete,Nos.5735 and 56848
18585	22360	Lifting Lever with 448C.....
12415	22360	" " Connecting Rod.....
12416	22360	" " " " " Joint....
76D	8435	" " " " " Hinge Screw.....
1521E	8435	Lifting Lever Connecting Rod Lock Nut.
802D	22351	" " Hinge Screw.....
24153	22360	" " Link.....
766D	8435	" " Hinge Screw.....
24154	22360	" " Pin.....
448C	8387	" " " Set Screw.....
2763	8406	Rock Shaft.....
12242	22362	" " Hanger with two wood screws 1 in. No. 10.....
2765	8406	Rock Shaft Knee Arm.....
2768	8406	" " " " Hub with 356C....
356C	8435	" " " " " Set Screw....
2768	-----	Rock Shaft Knee Arm complete, Nos.2765 to 2767.....
2767	8406	Rock Shaft Knee Plate with 356C.....
356C	8435	" " " " Set Screw.....
6337	8406	" " Lifting Bracket with two 356C.....
2778	8406	Rock Shaft Lifting Bracket Hook.....
356C	8435	" " " " " Set Screw.....
356C	8435	Rock Shaft Lifting Bracket Set Screw..
2770	8406	" " Stop Dog with 356C.....
356C	8435	" " " " " Set Screw.....
2777	8406	Rock Shaft complete,Nos.2763,2768,2770 2778,6337 and two 12242.....
24155	-----	Knee Lifter complete (power table) Nos. 76D,766D,802D,1521E,2777, 5598,12415,12416,16585,24153, 24154 and two 178E.....

## KNIFE GRINDER

FOR 24315, 24316, 24446 and 62530

No.	Plate	Name
27565	1104	Emery Wheel, 2 in. diam.....
1508J	8674	" " Clamping Nut.....
27822	8429	" " " Washer.....
27567	8440	" " Shaft.....
60934	-----	" " " 27567 with 1508J, 27565, 27569 and 27822.....
27568	22358	Emery Wheel Shaft Oil Hole Cover (rub- ber).....
27569	8440	Emery Wheel Shaft Pulley.....
310K	22358	" " " Screw Center.....
1516J	22358	" " " " " Nut.....
27564	1104	Frame with 27574.....
899J	22358	Knife Clamping Screw.....
126392	-----	" Holder.....
126393	22361	Knife Holder complete for 24315, 24316, 24446 and 62530, Nos. 227J, 899J, 27660, 126392 and 126394.....
27323	22361	Knife Holder Guide Bar.....
27572	1104	" " " " Bracket with 27574
310K	22358	" " " " " Screw Center
1516J	22358	" " " " " Nut.....
27573	22358	Knife Holder Guide Bar Bracket Spring..
27574	22358	" " " " " Hook
27659	22358	" " Stop Collar with 237K.....
237K	22358	" " " Set Screw.....
27660	22358	" Position Pin for 126393.....
261J	22358	" Regulating Thumb Screw.....
126394	22358	" Stop.....
227J	22358	" " Screw.....
60583	5918	Knife Grinder, Nos. 261J, 27323, 27564, 27572, 27573, 27659, 60934, two 27568 and four each 310K and 1516J.....
27661	-----	Knife Grinder complete, Nos. 27662, 60583 126393 and three wood screws 1 in. No. 10.....
27662	1104	Wrench for 1508 and 1516.....

## THREAD UNWINDER

FOR ONE LARGE SPOOL OR ONE LARGE CONE OF THREAD

No.	Plate	Name
225259	8405	Spool Rest with 201018C.....
150203	8405	" " Cushion (felt).....

No.	Plate	Name
225388	8405	Spool Rest Rod.....
200383C	8435	" " " Set Screw.....
201018C	8435	" " " Set Screw.....
202490	8405	" Stand with 200383C.....
225391	8405	Thread Guide.....
201696J	8435	" " Lock Nut.....
225326	8435	" " Position Cup.....
225324	8405	" " Rod with 208E and 225322
208E	22353	" " " Screw.....
225322	8435	" " " Washer.....
225260	8405	Thread Unwinder complete, Nos. 150203, 201696J, 202490, 225259, 225324, 225326, 225388, 225391 and three wood screws 7/8 in. No. 12.....
27739	8405	Thread Cone (wood) for large cones....
225390	8405	" " Holder, for inverted cones

Note: Nos. 27739 and 225390 are used with, but not included in 225260.

## OBSOLETE PARTS

No.	Plate	Name
29599	-----	Arm Oil Tube Packing (felt) use 52045.
286D	8437	" Side Cover Thumb Screw, use 51224J
11241	22356	" Spool Pin Washer (cloth) use 8879.
27636	-----	Driving Attachment Treadle, for 27642.
9082	8437	" " " Bearing Cot- ter Pin, for 27642.....
27638	22361	Driving Attachment Treadle Pitman Rod (lower) Spring for 15130.....
2877	22362	Driving Attachment Treadle Pitman Rod (upper) for 15130.....
9079	22361	Driving Attachment Treadle Pitman Rod Clamp with 354C, use 80223.....
354C	8437	Driving Attachment Treadle Pitman Rod Clamp Screw, for 9079.....
15130	22362	Driving Attachment Treadle Pitman com- plete for 15131, Nos. 2762, 2877, 6058 27637, 27638 and 80223.....
2878	8443	Driving Attachment Treadle Stand for 27642.....
27642	-----	Driving Attachment Treadle complete for 14234 and 15131, Nos. 2878, 9082, 27636 and four wood screws 1 in. No. 16.....
15131	-----	Driving Attachment Treadle and Pitman complete, Nos. 15130 and 27642, use 126213.....

## OBSOLETE PARTS

No.	Plate	Name
14234	-----	Driving Attachment Treadle and Pitman complete, Nos.14233 and 27642, use 126213.....
36760	-----	Edge Guide Slide with 26809,51809 and two 12152, use 121146.....
51809	22358	Edge Guide Slide Roller and Stud, for 36760.....
217D	22358	Face Plate Screw, use 203D.....
2827	8387	" " Thread Guard (upper) with 8505, use 45720.....
8505	8387	Face Plate Thread Guard (upper) Rivet, for 2827.....
2270	22358	Feed Wheel Frame Steady Spring.....
2049	8445	" Lifting Rock Shaft Crank (back) Pin, use 3093.....
27680	-----	Knife Grinder Knife Holder Body, for 27682.....
27682	22361	Knife Grinder Knife Holder complete, Nos.899J,11833,27660 and 27680,use 126393.....
27660	22358	Knife Grinder Knife Position Pin(lower) for 27682.....
11833	22358	Knife Grinder Knife Position Pin (upper) for 27682.....
28084	8437	Machine Rest Pin.....
1072F	22358	Needle Set Screw, use 904F.....
44004	8441	Oil Cup, for 44007.....
44007	8441	Oil Cup complete,Nos.44004 to 44006,use 44225.....
36578	-----	Oiler (copper plated) with 36579, use 120342.....
36579	-----	Oiler Spout, 3 1/2 in. long with 120117 for 36578.....
120117	8441	Oiler Spout Washer (leather) for 36579.
229D	8437	Oscillating Shaft Crank Slide Block Cap Screw, use 226D.....
2062	8441	Presser Bar Lifter, use 52016.....
16572	22358	Roller Arm, for 16579 and 16580.....
16579	-----	Roller Presser complete,7/8 in. coarse roller, Nos.1968 and 16572, use 62721.....
16580	-----	Roller Presser complete, 7/8 in. fine roller, Nos. 1841 and 16572, use 62722.....
24074	8437	Shuttle Bobbin Case complete, Nos.591F, 592E,2523,2975,7553,15098 and 15141, use 62740.....
44218	-----	Shuttle Race Body, for 44219.....
44219	-----	" " " 44218 with 44220 and two 662D, for 44221.....
44221	-----	Shuttle Race complete for 44-27 Machine Nos.907D,2531,2533,44219 and two 2532, use 44240.....

## OBSOLETE PARTS

No.	Plate	Name
15098	8437	Shuttle Tension Spring, for 24074.....
2921	8437	Tension Disc, for 44147.....
20037	8437	" Releaser, for 44147.....
12397	22361	" Releasing Lever, use 43944.....
413C	8437	" Screw Stud, for 33892.....
33892	-----	" " " 413C with 1560C, for 44147.....
2923	8437	Tension Spring, for 44147.....
44147	-----	Tension complete, Nos.2923,7336,8511, 20037,33892 and two 2921, use 44118.....
50429C	22358	Thread Retainer Set Screw, use 624C...
8511	8437	" Take-up Spring, for 44147.....

SINGER Needles should be used  
in SINGER Machines  
These Needles and their Containers  
are marked with the  
Company's Trade Mark "SIMANCO.\*\*" 1

Needles in Containers marked  
"FOR SINGER MACHINES"  
are NOT SINGER made needles. 2

## NUMERICAL LIST OF PARTS

No.	Plate	Name
32D	8429	Bobbin Winder Frame Hinge Screw for 16522.....
35D	8448	Bobbin Winder Stop Latch Hinge Screw for 27647.....
65D	8674	Driving Arm Pitman Hinge Screw for 16531.....
75D	8674	Bobbin Winder Stop Latch Hinge Screw for 16522.....
76D	8435	Lifting Lever Connecting Rod Joint Hinge Screw for 24155 and 24428...
94D	22351	Edge Guide Slide Lever Hinge Screw for 26810 and 121148.....
106D	8449	Knife Bar Crank Coupling Pin Disengaging Lever Screw for 24435.....
119C	8435	Feed Wheel Frame Adjusting Screw for 19302.....
130D	22351	Driving Attachment Starting Crank Shaft Bracket Screw for 16531.....
144D	8387	Arm Shaft Screw.....
145D	8448	Shuttle Race Screw.....
151C	8435	Feed Wheel Friction Plate (back) Screw for 19302.....
152F	8674	Bobbin Winder Stop Latch Adjusting Screw for 16516.....
157J	8390	Feed Lifting Rock Shaft Crank (front) Clamping Screw for 12376.....
157J	8390	Feed Rock Shaft Crank Clamping Screw for 29633.....
158E	8399	Machine Base Bed Frame Cushion Screw for 24108.....
178E	22351	Bell Crank Bracket Screw for 24155 and 24428.....
180F	22351	Bobbin Winder Spring Screw for 16522...
183C	8445	Feed Wheel Friction Plate Front Screw for 19302.....
183F	8445	Feed Wheel Retaining Clutch Cap Screw for 19302.....
190J	8387	Edge Guide Screw for 26810.....
190D	8387	Guide Screw for 24566.....
190D	8387	Roller Presser Screw for 19464.....
191C	8449	Knife Bar Crank Set Screw for 24434....
203D	8445	Face Plate Screw.....
207F	22351	Edge Guide Slide Cap (left) Screw for 26810 and 121148.....
207F	22351	Edge Guide Slide Cap (right) Screw (large) for 26810 and 121148.....
208E	22353	Feed Dog Screw.....

**SINGER** Needles should be used  
 in **SINGER** Machines  
 These Needles and their Containers  
 are marked with the  
 Company's Trade Mark "**SIMANCO.\*\***" <sub>1</sub>

Needles in Containers marked  
 "**FOR SINGER MACHINES**"  
 are **NOT SINGER** made needles. <sub>2</sub>



No.	Plate	Name
208E	22353	Thread Unwinder Thread Guide Rod Screw for 225324.....
210D	8674	Balance Wheel Oil Cover Screw.....
210D	8674	Driving Attachment Balance Wheel Oil Cover Screw for 16531.....
217D	22358	Face Plate Screw, obsolete, use 203D...
219J	5759	Guide Finger Screw for 24586.....
220J	5759	Edge Guide Leveling Screw for 26810 and 121148.....
220J	5759	Guide Finger Shank Cap Screw for 24586.
223F	8449	Knife Screw for 24144.....
226D	8429	Oscillating Shaft Crank Slide Block Cap Screw for 19449.....
227J	22358	Knife Grinder Knife Stop Screw for 126393.....
229D	8437	Oscillating Shaft Crank Slide Block Cap Screw, obsolete, use 226D.....
233J	22351	Edge Guide Slide Cap (right) Screw (small) for 26810 and 121148.....
237K	22358	Knife Grinder Knife Holder Stop Collar Set Screw for 27659.....
238D	22352	Throat Plate Cutting Bar Screw for 16597,24244,24300,24320,24331 and 24332.....
240D	8435	Feed Wheel Retaining Clutch Spring Screw for 19302.....
244J	5759	Guide Slide Friction Spring Screw for 24566.....
261J	22358	Knife Grinder Knife Regulating Thumb Screw for 80583.....
266D	8437	Arm Side Cover Thumb Screw, obsolete, use 51224J.....
307C	8390	Feed Lifting Rock Shaft Screw Center for 56814.....
307C	8390	Feed Rock Shaft Screw Center for 56814.
307C	8390	" Wheel Frame Shaft Screw Center for 56814.....
310K	22358	Knife Grinder Emery Wheel Shaft Screw Center for 80583.....
310K	22358	Knife Grinder Knife Holder Guide Bar Bracket Screw Center for 60583....
313C	8387	Feed Bar Screw Center for 56813.....
313C	8387	" Wheel Driver Link Screw Center for 56813.....
324D	8435	Feed Wheel Driver Link Screw for 24375.
333D	22351	Bobbin Winder Friction Wheel Washer Screw for 16515.....
335H	8449	Knife Holder Screw for 24139.....
354C	8437	Driving Attachment Treadle Pitman Rod Clamp Screw for 9079, obsolete....
356C	8435	Rock Shaft Knee Arm Hub Set Screw for 2766.....

No.	Plate	Name
356C	8435	Rock Shaft Knee Plate Set Screw for 2767.....
356C	8435	Rock Shaft Lifting Bracket Hook Set Screw for 6337.....
356C	8435	Rock Shaft Lifting Bracket Set Screw for 6337.....
356C	8435	Rock Shaft Stop Dog Set Screw for 2770
361C	8674	Driving Attachment Treadle Pitman Rod Clamp Screw for 80223.....
362C	8674	Driving Attachment Treadle Stop Collar Set Screw for 2762.....
375C	8390	Feed Connecting Link Hinge Screw.....
375C	8390	" Forked Connection Hinge Screw....
375C	8390	" Lifting Rock Shaft Crank Connecting Rod Hinge Screw.....
386D	8447	Roller Screw for 1911,1912,1932 and 1939.....
388D	8447	Roller Screw for 51801 and 51802.....
391D	8448	Shuttle Bobbin Case Position Plate Screw for 44239 and 62533.....
413C	8437	Tension Screw Stud for 33892, obsolete
418E	22351	Bobbin Winder Tension Screw Stud for 27308.....
427E	8674	Driving Arm Friction Plug Adjusting Screw for 16522.....
435C	8398	Driving Attachment Balance Wheel Set Screw for 16592.....
435C	8398	Thread Take-up Lever Link Hinge Pin Set Screw.....
442C	8449	Knife Holder Stop Screw for 24141.....
446C	8387	Feed Cam and Feed Lifting Eccentric Set Screw for 12197.....
446C	8387	Feed Eccentric Set Screw for 5570.....
448C	8387	Arm Shaft Flanged Bushing (back) Set Screw.....
448C	8387	Balance Wheel Set Screw for 24296.....
448C	8387	Driving Arm Pitman Crank Spring Adjusting Collar Set Screw for 24528.....
448C	8387	Lifting Lever Pin Set Screw for 16585.
448C	8387	Needle Bar Crank Set Screw for 24241..
448C	8387	Oscillating Rock Shaft Hinge Pin Set Screw.....
448C	8387	Thread Take-up Spring Regulator Set Screw.....
453C	8390	Feed Wheel Frame Set Screw for 19267..
453C	8390	Guide Holder Set Screw.....
453C	8390	Needle Bar Connecting Stud Set Screw for 12394.....
453C	8390	Oscillating Shaft Crank Set Screw for 44135.....
453C	8390	Presser Bar Guide Bracket Set Screw for 12326.....

## NUMERICAL LIST OF PARTS

No.	Plate	Name
458C	8445	Roller Arm Bracket Position Collar Set Screw for 19443.....
457C	8429	Oscillating Shaft Crank Set Screw for 19447.....
482C	8390	Feed Lifting Rock Shaft Crank (back) Set Screw for 16556.....
578J	5759	Guide Finger Holder Screw for 24566....
591F	8448	Shuttle Tension Regulating Screw for 24074 and 62740.....
592E	8448	Shuttle Bobbin Case Latch Spring Stop Screw for 24074 and 62740.....
597C	8674	Driving Attachment Shaft Driving Pulley Clamping Screw for 27072.....
620F	8445	Needle Bar Thread Guard Set Screw for 16568.....
821D	8449	Knife Bar Lifting Spring Guide Bracket Screw for 24139.....
624C	8398	Thread Retainer Set Screw.....
647C	8449	Knife Bar Driving Crank Bracket Screw..
852D	8447	Roller Screw for 1841 and 1868.....
862D	8435	Shuttle Race Cap Screw for 44219 and 44237.....
688J	22354	Pressure Regulating Thumb Screw.....
689C	8429	Presser Bar Lifter Screw.....
690E	8398	Thread Take-up Crank Wedge Screw.....
691F	22353	Throat Plate Screw for 16597.....
692D	22351	Driving Attachment Bracket Screw for 16531.....
693D	8439	Driving Arm Hinge Screw for 16522.....
725E	8448	Shuttle Race Slide Spring Screw for 12432.....
725D	8448	Throat Plate Spring Slide Spring Stop Screw for 16597,24244,24300,24320,24331 and 24332.....
743C	8445	Needle Bar Crank Position Screw for 24241.....
748E	8387	Arm Screw (back).....
766D	8435	Lifting Lever Link Hinge Screw for 24155 and 24428.....
775E	8398	Thread Take-up Lever Cap Screw.....
794E	8390	Needle Bar Connecting Link Adjusting Screw for 12382.....
802D	22351	Lifting Lever Hinge Screw for 24155 and 24428.....
803C	22351	Driving Arm Pitman Crank Adjusting Screw for 16520.....
818D	8390	Feed Regulator Thumb Screw.....
861D	22351	Driving Friction Pulley Oil Hole Plug Screw for 16594.....
868E	8387	Arm Screw (front).....
878J	8445	Oscillating Rock Shaft Hinge Pin Oil Hole Stop Screw.....

## NUMERICAL LIST OF PARTS

No.	Plate	Name
898C	8387	Crank Connecting Rod Cap Screw for 20197.....
899J	22358	Knife Grinder Knife Clamping Screw for 27682 and 126393.....
904F	8445	Needle Set Screw for 16568.....
907D	8448	Shuttle Race Back Spring Screw for 44221,44240 and 62533.....
908C	8387	Crank Connecting Rod Hinge Screw.....
908C	8387	Oscillating Rock Shaft Hinge Screw for 139802.....
957F	22357	Throat Plate Screw for 24244,24300,24320,24331 and 24332.....
966E	8390	Feed Lifting Rock Shaft Crank Connecting Rod Cap Screw for 43976.....
970D	8399	Machine Base Bed Frame Thumb Screw for 24108.....
987E	8445	Roller Arm Bracket Screw Stud for 24445.....
988C	8429	Oscillating Shaft Crank Slide Block Screw Stud for 19449.....
1051J	5759	Guide Finger Holder Slide Screw for 24566.....
1053D	8448	Shuttle Race Cap Screw for 62612.....
1072F	22358	Needle Set Screw, obsolete, use 904F..
1074E	5759	Guide Slide Stop Stud for 24566.....
1075E	5759	" " Regulating Screw Stud for 24564.....
1117J	5759	Guide Finger Holder Adjusting Screw for 24566.....
1128E	8390	Feed Regulator Hinge Screw.....
1165C	22361	Knife Bar Crank Coupling Pin for 24435
1208J	8448	Shuttle Race Slide Spring Screw for 24810.....
1266C	8448	Shuttle Driver Set Screw for 12444....
1508C	8674	Driving Arm Friction Plug Adjusting Screw Nut for 16522.....
1508J	8674	Knife Grinder Emery Wheel Clamping Nut for 60934.....
1513J	8390	Feed Lifting Rock Shaft Screw Center Nut for 56814.....
1513J	8390	Feed Rock Shaft Screw Center Nut for 56814.....
1513J	8390	Feed Wheel Frame Shaft Screw Center Nut for 56814.....
1516J	22358	Knife Grinder Emery Wheel Shaft Screw Center Nut for 60583.....
1516J	22358	Knife Grinder Knife Holder Guide Bar Bracket Screw Center Nut for 60583.....
1518E	8390	Feed Connecting Link Hinge Screw Nut..
1518E	8390	" Forked Connection Hinge Screw Nut
1518E	8390	" Lifting Rock Shaft Crank Connecting Rod Hinge Screw Nut.....

No.	Plate	Name
1518E	8390	Oscillating Shaft Crank Slide Block Screw Stud Nut for 19447 and 44135
1519J	8387	Feed Bar Screw Center Nut for 56813....
1519J	8387	" Wheel Driver Link Screw Center Nut for 56813.....
1520E	8429	Driving Arm Pitman Crank Adjusting Screw Nut for 16520.....
1520E	8429	Presser Bar Lifter Screw Nut.....
1521E	8435	Lifting Lever Connecting Rod Lock Nut for 24155 and 24428.....
1528J	8447	Feed Wheel Frame Adjusting Screw Nut for 19302.....
1528D	8447	Roller Screw Nut for 1841, 1868, 1911, 1912, 1932, 1939, 51863 and 51902....
1536J	5759	Guide Slide Regulating Thumb Nut for 24566.....
1550J	8447	Bobbin Winder Stop Latch Adjusting Screw Nut for 16518.....
1550H	8447	Roller Screw Nut for 51801 and 51802...
1550C	8398	Tension Regulating Thumb Nut for 33892 and 44141.....
1562J	8435	Bobbin Winder Tension Regulating Thumb Nut for 27308.....
1564D	8449	Knife Bar Crank Coupling Pin Head for 24435.....
1579C	8439	Driving Arm Hinge Screw Nut for 16522..
1619E	8387	Crank Connecting Rod Hinge Screw Nut...
1620J	22351	Bobbin Winder Frame Hinge Screw Nut for 27647.....
1786C	8445	Roller Ball Retaining Nut for 51863....
1813	8390	Feed Lifting Rock Shaft Crank (front) Roller and Stud for 12376.....
1841	-----	Roller, 7/8 in.diam., fine, with 652D and 1528D, for 16580 and 62722....
1868	-----	Roller, 7/8 in.diam., coarse, with 652D and 1528D, for 16579 and 62721....
1904	8390	Needle Bar Connecting Stud Roller (roller only) for 12384.....
1911	8446	Roller, 1 1/4 in. diam., coarse, with 386D and 1528D, for 16581.....
1912	-----	Roller, 1 1/4 in. diam., fine, with 386D and 1528D, for 16582.....
1932	8446	Roller, 1 1/4 in. diam., fine, with 386D and 1528D, for 19467.....
1939	8446	Roller, 1 1/4 in. diam., coarse, with 386D and 1528D, for 19499.....
2022	8674	Driving Arm Pitman Crank Pin for 24530.
2022	8674	" Attachment Starting Crank Pin for 24530.....
2022	8674	Knife Bar Crank Pin for 24436.....
2049	8445	Feed Lifting Rock Shaft Crank (back) Pin, obsolete, use 3093.....

No.	Plate	Name
2049	8445	Oscillating Shaft Crank Pin.....
2049	8445	Shuttle Driver Pin.....
2062	8441	Presser Bar Lifter, obsolete, use 52016
2102	8398	Bobbin Winder Tension Disc for 225462..
2102	8398	Tension Disc for 44118.....
2106	8435	Bobbin Winder Tension Thread Guide for 27308.....
2252	8435	Feed Wheel Friction Plate (front) for 19302.....
2254	8435	Feed Wheel Retaining Clutch for 19302..
2255	8435	" " " " Cap for 19302.....
2256	8435	Feed Wheel Retaining Clutch Spring for 19302.....
2258	8411	Feed Wheel, fine teeth, for 19302.....
2263	22359	" " Driver with 2266, for 24375
2265	8435	" " " Spring for 24375....
2266	8435	" " " Hook for 2263.
2269	22351	Bobbin Winder Stop Latch Stop Pin for 16518.....
2270	22358	Feed Wheel Frame Steady Spring, obsolete
2291	8449	Knife Screw Washer for 24144.....
2297	8449	" Bar Crank Coupling Pin Head Spring for 24435.....
2301	8449	Knife Bar Stop Pin for 19297.....
2328	22352	Throat Plate Spring Slide for 16597....
2330	22352	" " " Spring for 16597, 24244, 24300, 24320, 24331 and 24332.....
2382	22351	Edge Guide Slide Cap (left) Steady Pin for 26803.....
2455	8435	Bobbin Winder Tension Disc for 27308..
2523	8449	Knife Bar Lifting Spring Guide Pin for 24906.....
2523	8449	Shuttle Bobbin Case Position Finger Rivet for 24074 and 62740.....
2531	8398	Shuttle Race Back for 44221, 44240, and 62533.....
2532	8448	Shuttle Race Back Position Pin for 44221, 44238, 44240 and 62533.....
2533	22355	Shuttle Race Back Spring for 44221, 44240 and 62533.....
2762	22351	Driving Attachment Treadle Stop Collar with 362C, for 14233 and 15130....
2763	8406	Rock Shaft for 2777 and 4880.....
2765	8406	" " Knee Arm for 2768.....
2766	8406	" " " Hub with 356C, for 2768.....
2767	8406	Rock Shaft Knee Plate with 356C, for 2768.....
2768	-----	Rock Shaft Knee Arm complete for 2777, Nos. 2765 to 2767.....

No.	Plate	Name
2770	8406	Rock Shaft Stop Dog with 356C, for 2777 and 4880.....
2777	8406	Rock Shaft complete for 24155, Nos. 2768, 2768, 2770, 2778, 6337 and two 12242.
2778	8406	Rock Shaft Lifting Bracket Hook for 2777.....
2827	8387	Face Plate Thread Guard (upper) with 8505, obsolete, use 45720.....
2877	22362	Driving Attachment Treadle Pitman Rod (upper) for 15130, obsolete.....
2878	8443	Driving Attachment Treadle Stand for 27642, obsolete.....
2921	8437	Tension Disc for 44147, obsolete.....
2923	8437	" Spring for 44147, obsolete.....
2928	8674	Driving Arm Brake (leather) for 16518..
2973	8448	Shuttle Bobbin Case Latch Lever for 15141.....
2974	5759	Guide Finger Shank Spring Stop Pin for 24558.....
2974	5759	Shuttle Bobbin Case Latch Lever Fulcrum Pin for 15141.....
2975	5759	Guide Slide Latch Spring for 24566.....
2975	5759	Shuttle Bobbin Case Latch Spring for 24074 and 62740.....
2996	8448	Shuttle Bobbin for 19292.....
3033	8390	Feed Connecting Link.....
3039	22356	" Regulator.....
3093	8390	" Lifting Rock Shaft Crank (back) Pin for 16588.....
3094	8398	Thread Take-up Crank Wedge.....
3114	8435	Feed Wheel Friction Plate (back) for 19302.....
4307	22355	Shuttle Race Slide Spring for 12432 and 24810.....
4363	22352	Throat Plate Spring Slide Spring Stop (flat) for 24244, 24300, 24320, 24331 and 24332.....
4784	8445	Oscillating Rock Shaft Oil Pad for 24105.....
4822	8438	Wrench for 1521 and 1528.....
4879	22360	Chain Connecting Link for 4885.....
4880	8406	Rock Shaft complete for 24428, Nos. 2763, 2770, 7125, 12243, two each 6337 and 12242.....
4881	8406	Treadle for 4885.....
4882	22360	" Shaft for 4885.....
4883	22360	" Spring for 4885.....
4884	8406	" Stand for 4885.....
4885	8406	Treadle complete for 24428, Nos. 4879, 4881 to 4884 and two wood screws 1 in. No. 16.....
5570	22359	Feed Eccentric with 446C, for 24376....

No.	Plate	Name
5596	22360	Bell Crank for 56848.....
5598	22360	Bell Crank complete for 24155 and 24428 Nos. 5735 and 56848.....
5599	22360	Bell Crank Bracket for 56848.....
5601	22351	" " Hinge Pin for 56848.....
5670	-----	Chain, length 26 in. to 35 in. with 56864 and 56865, for 24428.....
5735	22360	Bell Crank Spring for 5598.....
5960	8439	Bobbin Winder Friction Wheel (leather) for 16515.....
5961	8439	Bobbin Winder Friction Wheel Washer for 16515.....
5963	8439	Bobbin Winder Spindle Flange for 16515.
6055	8399	Driving Attachment Treadle Pitman Rod (lower) Spring Washer for 14233 and 15130.....
6055	8399	Machine Hinge Bolt Nut Washer for 44180 (Accessories).....
6337	8406	Rock Shaft Lifting Bracket with two 356C, for 2777 and 4880.....
7125	8406	Rock Shaft Lifting Bracket Hook for 4880 and 5670.....
7336	8429	Thread Take-up Spring Regulator for 44118 and 44147.....
*7553	-----	Shuttle Bobbin Case Position Finger for 24074 and 62740.....
7958	8674	Driving Attachment Balance Wheel (friction) Ring Stop Pin for 16592.....
8418	8399	Belt Guard Button for 8420.....
8419	8399	" " " Washer (leather) for 8420.....
8420	-----	Belt Guard Button 8418 with 8419 and wood screw 1 1/4 in. No. 9 R.H.B. for 41931.....
8505	8387	Face Plate Thread Guard (upper) Rivet for 2827, obsolete.....
8511	8437	Thread Take-up Spring for 44147, obsolete.....
8582	8387	Arm Dowel Pin.....
8879	8445	" Spool Pin Washer (cloth).....
8908	8438	Wrench for 1519, 1520 and 1620 (Accessories).....
8909	8438	Wrench for 1513, 1518 and 51581 (Accessories).....
9079	22361	Driving Attachment Treadle Pitman Rod Clamp with 354C, obsolete, use 80223.....
9082	8437	Driving Attachment Treadle Bearing Cotter Pin, for 27642, obsolete.....
9261	8399	Machine Base Bed Frame Hinge Connection Pin for 24108.....
9558	5759	Guide Slide Block Rivet for 24560.....

## NUMERICAL LIST OF PARTS

No.	Plate	Name
10141	8435	Bobbin Winder Tension Spring for 27308.
10236	8674	Driving Friction Pulley Center Bearing for 16594.....
*11104	-----	Arm Shaft Bushing (front) for 24229.....
11119	8387	" Oil Tube 15783 with 52045, for oiling 12408 and 24241.....
11167	22354	Presser Bar Spring (light) .051 wire...
11170	8429	" " Washer.....
11204	22355	Thread Take-up Lever Link Hinge Pin....
11241	22356	Arm Spool Pin Washer (cloth) obsolete, use 8879.....
11241	22356	Bobbin Winder Spool Washer (cloth) for 27308.....
11833	22358	Knife Grinder Knife Position Pin (upper) for 27682, obsolete.....
12123	22356	Feed Forked Connection.....
12139	22354	Presser Bar Spring (medium) .055 wire..
12149	8398	Tension Thread Guard.....
12150	8387	Face Plate Thread Guard (lower) 44181 with 12152, for 16559.....
12152	8387	Edge Guide Slide Spring Cover Rivet for 36760, 121146 and 121147.....
12152	8387	Face Plate Thread Guard (lower) Rivet for 12150.....
12166	8398	Thread Take-up Lever Hinge Pin for 12410.....
12170	8439	Bobbin Winder Spring for 18522.....
12178	8674	Driving Arm Friction Plug (wood) for 16522.....
12189	8441	Driving Attachment Starting Crank for 24530.....
12193	22354	Arm Side Cover.....
12197	22356	Feed Cam and Feed Lifting Eccentric with 446C.....
12242	22362	Rock Shaft Hanger with two wood screws 1 in. No. 10, for 2777 and 4880....
12243	8406	Rock Shaft Lifting Bracket Hook for 4880 and 5598.....
12326	8429	Presser Bar Guide Bracket with 453C....
12327	8429	" " Lifting and Releasing Lever Bracket.....
12329	8398	Tension Releasing Lever Spring.....
12357	22354	Arm Shaft Flanged Bushing (back).....
12361	8399	Machine Hinge Connection for 44140 and 44180 (Accessories).....
12368	22356	Feed Bar.....
12376	8390	" Lifting Rock Shaft Crank (front) with 157J and 1813, for 18598.....
12382	22356	Needle Bar Connecting Link with 794E, for 43997.....
*12383	-----	Needle Bar Connecting Stud for 12384....
12384	22356	Needle Bar Connecting Stud complete for 43997, Nos. 453C, 1904 and 12383....

No.	Plate	Name
12388	22356	Oscillating Rock Shaft Hinge Pin for 24105.....
12393	8448	Shuttle Body for 19292.....
*12394	-----	" Driver for 12444.....
12397	22361	Tension Releasing Lever, obsolete, use 43944.....
12398	8398	Tension Releasing Lever Hinge Pin.....
12403	22354	Arm Spool Pin and Thread Eyelet.....
12404	8398	Thread Take-up Crank.....
12405	8399	Machine Rest (felt) Accessories.....
12408	22355	Thread Take-up Lever for 12410.....
12409	22355	" " " Link for 12410....
12410	-----	Thread Take-up Lever complete, Nos. 12166, 12408 and 12409.....
12415	22360	Lifting Lever Connecting Rod for 24155 and 24428.....
12418	22360	Lifting Lever Connecting Rod Joint for 24155 and 24428.....
12424	8429	Oscillating Shaft Crank Slide Block Cap Screw Washer for 19449.....
12429	22359	Feed Forked Connection for 44-27 Machine.....
12431	-----	Shuttle Race Slide for 12432 and 24810.
12432	22355	Shuttle Race Slide complete, Nos. 4307, 12431 and two 725E.....
12444	22355	Shuttle Driver 12394 with two 1266C....
12453	8387	Arm Oil Tube, for oiling intermediate bearing.....
12454	8387	Arm Oil Tube with 132590, for oiling 12409.....
12459	8445	Oscillating Rock Shaft Hinge Pin Oil Hole Stop Screw Washer (leather)..
14026	8449	Knife Holder Handle Rivet for 24144....
14026	8449	" " Hinge Pin for 24144.....
14081	22362	Driving Attachment Treadle Pitman Rod (upper) for 14233.....
14233	22362	Driving Attachment Treadle Pitman complete for 14234 and 126213, Nos. 2762, 6055, 14081, 27637, 80223 and 150208.....
14234	-----	Driving Attachment Treadle and Pitman complete, Nos. 14233 and 27642, obsolete, use 126213.....
15022	8411	Feed Wheel, coarse teeth, for 19302....
15072	22351	Bobbin Winder Bobbin Position Pin for 15077 and 27538.....
15077	8439	Bobbin Winder Spindle with 15072, for 16515.....
15098	8437	Shuttle Tension Spring for 24074, obsolete.....
15130	22362	Driving Attachment Treadle Pitman complete for 15131, Nos. 2762, 2877, 6055 27637, 27638 and 80223, obsolete...

No.	Plate	Name
15131	-----	Driving Attachment Treadle and Pitman complete, Nos. 15130 and 27843, obsolete, use 128213.....
15132	8674	Driving Arm Brake Rivet for 18518.....
15140	8448	Shuttle Bobbin Case Latch for 15141....
15141	8448	" " " Hinge Nos. 2973, 2974 and 15140, for 24074 and 62740
15278	8448	Shuttle Tension Spring for 62740.....
*15404	-----	Trade Mark for 24229.....
15405	8398	" " Rivet for 24229.....
15783	8387	Arm Oil Tube for 11119.....
18232	8447	Roller Ball for 51863.....
18504	22362	Feed Lifting Rock Shaft for 18588.....
18508	8411	" Rock Shaft for 24378.....
18509	22362	Oscillating Shaft.....
18511	22362	Arm Shaft.....
18514	8439	Bobbin Winder Frame for 18515.....
18515	8439	Bobbin Winder Frame complete for 18522, Nos. 333D, 5960, 5961, 5963, 15077 and 18514.....
18518	8439	Bobbin Winder Stop Latch with 152F and 1550J, for 18522.....
18518	22362	Driving Arm with 2269, 2928 and two 15132, for 18522.....
18519	22362	Driving Arm Pitman for 18531.....
18520	8439	" " " Crank with 803C and 1520E, for 24530.....
18521	8439	Driving Arm Pitman Crank Spring for 24530.....
18522	-----	Driving Arm complete for 18531, Nos. 32D 75D, 180F, 427E, 693D, 1508C, 1579C, 12170, 12178, 18515, 18516, 18518, 18530 and 27303.....
18524	-----	Driving Attachment Balance Wheel (friction) Ring (leather) for 18592....
18525	8441	Driving Attachment Starting Crank Shaft for 24530.....
18528	22363	Driving Attachment Drip Pan with four 1 in. wire nails, for 44-28 Machine.
18530	8439	Driving Attachment Bracket for 18522...
18531	-----	Driving Attachment with Bobbin Winder and Treadle complete, Nos. 210D, 692D 18519, 18522, 18593, 18594, 24355, 24530, 27072, 27308, 128213, two 85D and three 130D.....
18556	8390	Feed Lifting Rock Shaft Crank (back) with 482C, for 18588.....
18558	-----	Face Plate for 18559.....
18559	22359	Face Plate complete, Nos. 12150, 18558 and 45720.....
18580	22353	Feed Dog, 10 teeth (16 teeth to the inch) for 18597 and 24331.....

No.	Plate	Name
18583	22361	Knife Bar Driving Crank (forked) for 24436.....
18584	22381	Knife Bar Driving Crank Bracket for 24436.....
18588	22354	Needle Bar with 620F, 904F and 24391....
18572	22358	Roller Arm for 18579 and 18580, obsolete
18573	8448	" " " 18581, 18582, 19467 and 19499.....
18579	-----	Roller Presser complete, 7/8 in. coarse roller, Nos. 1868 and 18572, obsolete, use 62721.....
18580	-----	Roller Presser complete, 7/8 in. fine roller, Nos. 1841 and 18572, obsolete, use 62722.....
18581	-----	Roller Presser complete, 1 1/4 in. coarse roller, Nos. 1911 and 18573.....
18582	8447	Roller Presser complete, 1 1/4 in. fine roller, Nos. 1912 and 18573.....
18585	22380	Lifting Lever with 448C, for 24155 and 24428.....
18588	-----	Feed Lifting Rock Shaft complete, Nos. 3093, 12376, 18504 and 18558.....
18592	22362	Driving Attachment Balance Wheel (friction) with 7958, 18524 and two 435C for 18531.....
18594	8441	Driving Friction Pulley, 2 5/16 in. diam. with 861D and 10236, for 18531....
*18598	-----	Bed.....
18597	22353	Throat Plate complete for 18560, 24392 and 24951, for 44-28 Machine, Nos. 725D, 2328, 2330, 18599, 56895, 62626 and two 238D.....
18599	22352	Throat Plate Cutting Bar, 1/32 in. to 3/32 in. gauge, for 18597.....
19221	8438	Wrench for 1516 and 1619 (Accessories).
19266	8411	Feed Wheel Driver Link for 24375.....
19267	8411	" " Frame with 453C, for 19302..
19268	22362	" " " Shaft for 24375.....
19292	8448	Shuttle, 1 11/16 in. diam., Nos. 2996, 12393 and 62740.....
19297	22361	Knife Bar with 2301, for 24139.....
19302	-----	Feed Wheel Frame complete for 24375, Nos. 151C, 183C, 183F, 240D, 2252, 2254 to 2256, 2358, 3114, 19267 and two each 119C and 1528J.....
19441	22354	Presser Bar (hollow) for 19464.....
19442	8446	Roller Arm Bracket for 19464.....
19443	8446	" " " Position Collar with 456C, for 19464.....
19444	8445	Roller Arm Bracket Spring for 24445....
19445	8445	" " " " Pin for 24445
19446	8445	" " " " Stud for 24445

## NUMERICAL LIST OF PARTS

No.	Plate	Name
19447	8429	Oscillating Shaft Crank complete, Nos. 457C, 1518E, 19449 and 19496.....
19448	8429	Oscillating Shaft Crank Slide Block for 19449.....
19449	-----	Oscillating Shaft Crank Slide Block complete for 19447 and 44135, Nos. 226D, 988C, 12424 and 19448.....
19464	-----	Presser Bar complete, Nos. 190D, 19441 to 19443 and 24445.....
19467	8447	Roller Presser complete, 1 1/4 in. fine roller, Nos. 1932 and 16573.....
19496	-----	Oscillating Shaft Crank for 19447.....
19499	8447	Roller Presser complete, 1 1/4 in. coarse roller, Nos. 1939 and 16573.....
20023	22354	Presser Bar Spring (heavy) .063 wire...
20037	8437	Tension Releaser for 44147, obsolete...
20197	22354	Crank Connecting Rod with two 896C.....
23258	8674	Driving Attachment Treadle Bracket (left) Hook Friction Washer for 126206.....
24074	8437	Shuttle Bobbin Case complete, Nos. 591F, 592E, 2523, 2975, 7553, 15098 and 15141, obsolete, use 62740.....
24075	22356	Oil Cup Extension Post for 44005.....
24079	8407	Drip Pan for 44-26 Machine.....
24080	22363	" " with four 1 in. wire nails, for 44-27 Machine.....
*24104	22356	Oscillating Rock Shaft for 24105.....
24105	-----	Oscillating Rock Shaft complete for 139602, Nos. 4784, 12388 and 24104..
24106	8399	Machine Base Bed Frame Cushion (felt) for 24108.....
24107	8399	Machine Base Bed Frame Hinge Connection for 24108.....
24108	8408	Machine Base Bed Frame complete, Nos. 970D, two each 9261, 24107, four each 158E, 24108 and six wood screws 1 1/4 in. No. 12.....
24122	22361	Knife Bar Lifting Spring.....
24123	22361	" " " " Case.....
*24124	22361	" " " " Guide for 24906
*24125	8449	" " " " Bracket for 24906.....
24131	8397	Arm Oil Tube with 52045, for oiling 12197.....
24136	22361	Knife Bar Crank Coupling Pin Disengaging Lever for 24435.....
24139	-----	Knife Bar complete, Nos. 621D, 19297, 24144, 24906 and two 335H.....
24140	8449	Knife Holder for 24144.....
24141	8449	" " Body with 442C, for 24144.
24142	8449	" " Handle for 24144.....

## NUMERICAL LIST OF PARTS

No.	Plate	Name
24143	8449	Knife Holder Spring for 24144.....
24144	-----	Knife Holder complete for 24139, Nos. 2291, 24140 to 24143, two each 223F and 14026.....
24149	-----	Throat Plate Body for 24244.....
24153	22360	Lifting Lever Link for 24155 and 24428.
24154	22360	" " Pin for 24155 and 24428..
24155	-----	Knee Lifter complete (power table) Nos. 76D, 766D, 802D, 1521E, 2777, 5598, 12415, 12416, 16585, 24153, 24154 and two 178E.....
24158	-----	Throat Plate Body for 24300.....
*24229	-----	Arm with 11104, 15404 and two 15405.....
24230	22352	Feed Dog, 9 teeth (16 teeth to the inch) for 24244.....
24231	5758	Guide Holder.....
24237	5759	" Slide Latch Cap with 26550, for 24566.....
24241	22356	Needle Bar Crank (eccentric) with 448C and 743C.....
24242	22352	Throat Plate Cutting Bar, 3/128 in. to 3/32 in. gauge, for 24244 and 24300
24243	22352	Throat Plate Spring Slide for 24244 and 24300.....
24244	22352	Throat Plate complete for 24230 and 24897, to trim back of needle, for strap sandals, for 44-26 Machine, Nos. 725D, 2330, 4363, 24149, 24242, 24243 and two 238D.....
24296	22362	Balance Wheel (power) light rim, 2 3/16 in. pulley, with two 448C.....
24297	22359	Balance Wheel Oil Cover.....
24300	22357	Throat Plate complete for 2258 or 15022 and 24375, to trim back of needle, for strap sandals, for 44-27 Machine, Nos. 725D, 2330, 4363, 24158, 24242, 24243 and two 238D.....
24315	8449	Knife (medium) end and side cut, for 24331.....
24316	8449	Knife (wide) end and side cut, for 24331
24317	22357	Throat Plate Cutting Bar, 5/128 in. to 3/32 in. gauge, for 24320.....
24318	22357	Throat Plate Spring Slide for 24320....
24320	22357	Throat Plate complete for 2258 or 15022 and 24375, to trim opposite needle for men's shoe work, for 44-27 Machine, Nos. 725D, 2330, 4363, 24317, 24318, 24721 and two 238D.....
24329	22352	Throat Plate Cutting Bar, 3/128 in. to 3/32 in. gauge, for 24331 and 24332
24330	22352	Throat Plate Spring Slide for 24331 and 24332.....

No.	Plate	Name
24331	22353	Throat Plate complete for 16560 and 24392, to trim back of needle, for heavy work, for 44-26 Machine, Nos. 725D, 2330, 4363, 24329, 24330, 24720 and two 238D.....
24332	22357	Throat Plate complete for 2258 or 15022 and 24375, to trim back of needle, for heavy work, for 44-27 Machine, Nos. 725D, 2330, 4363, 24329, 24330, 24721 and two 238D.....
24338	22363	Driving Attachment Drip Pan with four 1 in. wire nails, for 44-27 Machine.
24355	8439	Driving Attachment Balance Wheel Oil Cover for 16531.....
24361	5759	Guide Finger Holder Slide Friction Spring for 24566.....
24375	-----	Wheel Feed complete for 44-27 Machine, Nos. 324D, 2263, 2265, 5570, 19266, 19268, 19302, either 24300, 24320 or 24332 and 24810.....
24376	-----	Feed Rock Shaft complete, Nos. 16506 and 29633.....
24391	8445	Needle Bar Thread Guard for 16568.....
24392	22353	Feed Dog, 8 teeth (12 teeth to the inch) for 16597 and 24331.....
24412	22355	Shuttle Bobbin Case Position Plate for 44239 and 62533.....
24425	8445	Guide Finger, for beaded edge work.....
24428	-----	Foot Lifter complete, Nos. 76D, 766D, 802D 1521E, 4880, 4885, 5598, 5670, 12415, 12416, 16585, 24153, 24154 and two 178E.....
24434	22361	Knife Bar Crank with 191C, for 24435....
24435	-----	Knife Bar Crank complete for 24436, Nos. 106D, 1165C, 1564D, 2297, 24136 and 24434.....
24436	-----	Knife Bar Driving Crank Bracket complete, Nos. 2022, 16563, 16564 and 24435.....
24445	-----	Roller Arm Bracket Spring Stud complete for 19464, Nos. 987E and 19444 to 19446.....
24446	8449	Knife, end and side cut, 3/16 in. cutting edge, for 24244.....
24528	8439	Driving Arm Pitman Crank Spring Adjusting Collar with three 448C, for 24529.....
24529	8441	Driving Attachment Starting Crank Shaft Bracket with 24528, for 24530.....
24530	-----	Driving Attachment Starting Crank Shaft Bracket complete for 16531, Nos. 12189, 16520, 16521, 16525, 24529 and two 2022.....

No.	Plate	Name
24556	5759	Guide Bracket for 24566.....
24557	5759	" Finger Holder Slide with 26550, for 24566.....
24558	5759	Guide Finger Shank with 2974, for 24566.
24559	5759	" " " Cap for 24566.....
24560	5759	" Slide with 24561 and two 9558, for 24566.....
24561	5759	Guide Slide Block for 24560.....
24562	5759	" " Friction Spring for 24566..
24563	5759	" " Latch for 24566.....
24564	5759	" " Regulating Screw Stud Bracket with 1075E, for 24566.....
24565	5759	Guide Slide Spring for 24566.....
24566	5758	Guide (suspended) adjustable complete, Nos. 219J, 244J, 578J, 1051J, 1074E, 1117J, 1536J, 2975, 24237, 24361, 24556 to 24560, 24562 to 24565, 24576, 24591, 62577, two each 220J and 50169J.....
24576	5759	Guide Finger Holder for 24566.....
24591	5759	" " Shank Spring for 24566....
24720	-----	Throat Plate Body for 24331.....
24721	-----	" " " " 24320 and 24332..
24810	22359	Shuttle Race Slide complete for 24375, Nos. 4307, 12431 and two 1208J.....
24897	22352	Feed Dog, 5 teeth (8 teeth to the inch) for 24244.....
24903	8446	Roller Arm for 24904 and 24905.....
24904	8447	Roller Presser complete, 9/16 in. coarse roller, Nos. 24903 and 51801.....
24905	-----	Roller Presser complete, 9/16 in. fine roller, Nos. 24903 and 51802.....
24906	-----	Knife Bar Lifting Spring Guide 24124 with 2523 and 24125, for 24139....
24908	8407	Machine Base Drip Pan with two wood screws 1/2 in. No. 5 R. H. B., for 24108.....
24951	22353	Feed Dog, 15 teeth (24 teeth to the inch) for 16597.....
26026	8438	Screw Driver (machine) Accessories....
26485	8438	" " (shuttle tension) Accessories.....
26550	5759	Guide Finger Shank Spring Stop Stud for 24557.....
26550	5759	Guide Slide Latch Spring Stop Stud for 24237.....
26803	22355	Edge Guide Bed with 2362, for 26810 and 121148.....
26805	22355	Edge Guide Slide Cap (left) for 26810 and 121148.....
26806	22355	Edge Guide Slide Cap (right) for 26810 and 121148.....



## NUMERICAL LIST OF PARTS

No.	Plate	Name
26807	22355	Edge Guide Slide Lever for 26810 and 121148.....
26808	22355	Edge Guide Slide Spring for 26810 and 121148.....
26809	22355	Edge Guide Slide Spring Cover for 36760 121146 and 121147.....
26810	22355	Edge Guide (roller) complete, Nos. 94D, 233J, 26803, 26805 to 26808, 121146, two 207F and four 220J.....
27072	8443	Driving Attachment Shaft Driving Pulley (sectional, grooved) 12 in. diam., 1 3/16 in. bore, with two 597C, for 16531.....
27302	8440	Bobbin Winder Frame for 27647.....
27303	22351	" " Spring for 27647...
27303	22351	" " Stop Latch Spring for 16522.....
27306	8440	Bobbin Winder Spool Pin for 27308.....
27307	8440	" " Stand for 27308....
27308	8440	Bobbin Winder Spool Stand complete for 16531 and 27544, Nos. 418E, 1582J, 2106, 10141, 11241, 27306, 27307 and two each 2455 and wood screws 1 in. No. 10.....
27312	8440	Bobbin Winder Stop Latch for 27647.....
27323	22361	Knife Grinder Knife Holder Guide Bar for 60583.....
27538	8440	Bobbin Winder Spindle 27849 with 15072, 27850 and 41828, for 27647.....
27540	8440	Bobbin Winder Base for 27647.....
27541	8440	" " Pulley for 27647.....
27544	-----	Bobbin Winder (swinging automatic, right hand) complete for 2998, for stand, Nos. 27308 and 27647.....
27564	1104	Knife Grinder Frame with 27574, for 60583.....
27565	1104	Knife Grinder Emery Wheel, 2 in. diam., for 60934.....
27567	8440	Knife Grinder Emery Wheel Shaft for 60934.....
27568	22358	Knife Grinder Emery Wheel Shaft Oil Hole Cover (rubber) for 60583.....
27569	8440	Knife Grinder Emery Wheel Shaft Pulley for 60934.....
27572	1104	Knife Grinder Knife Holder Guide Bar Bracket with 27574, for 60583.....
27573	22358	Knife Grinder Knife Holder Guide Bar Bracket Spring for 60583.....
27574	22358	Knife Grinder Knife Holder Guide Bar Bracket Spring Hook for 27564 and 27572.....
27638	-----	Driving Attachment Treadle for 27642, obsolete.....

No.	Plate	Name
27637	22362	Driving Attachment Treadle Pitman Rod (lower) for 14233 and 15130.....
27638	22361	Driving Attachment Treadle Pitman Rod (lower) Spring for 15130, obsolete
27642	-----	Driving Attachment Treadle complete for 14234 and 15131, Nos. 2878, 9082, 27636 and four wood screws 1 in. No. 16, obsolete.....
27647	22360	Bobbin Winder, Nos. 35D, 1620J, 27302, 27303, 27312, 27538, 27540, 27541, 50356D and two wood screws 1 in. No. 7, for 27544.....
27659	22358	Knife Grinder Knife Holder Stop Collar with 237K, for 60583.....
27660	22358	Knife Grinder Knife Position Pin for 126393.....
27660	22358	Knife Grinder Knife Position Pin (lower) for 27682, obsolete.....
27661	-----	Knife Grinder complete, Nos. 27662, 60583 126393 and three wood screws 1 in. No. 10.....
27662	1104	Knife Grinder Wrench for 1508, 1516 and 27661.....
27680	-----	Knife Grinder Knife Holder Body for 27682, obsolete.....
27682	22361	Knife Grinder Knife Holder complete, Nos. 899J, 11833, 27660 and 27680, obsolete, use 126393.....
27739	8405	Thread Unwinder Thread Cone (wood) for large cones, for 225260.....
27822	8429	Knife Grinder Emery Wheel Clamping Nut Washer for 60934.....
*27849	-----	Bobbin Winder Spindle for 27538.....
*27850	-----	Bobbin Winder Spindle Collar for 27538.
28084	8437	Machine Rest Pin, obsolete.....
29599	-----	Arm Oil Tube Packing (felt) obsolete, use 52045.....
29633	8390	Feed Rock Shaft Crank with 157J, for 24376.....
32572	8398	Tension Releasing Disc for 44118.....
32574	8398	" " Pin for 44118.....
33892	-----	" Screw Stud 413C with 1560C, for 44147, obsolete.....
36578	-----	Oiler (copper plated) with 36579, obsolete, use 120342.....
36579	-----	Oiler Spout, 3 1/2 in. long with 120117 for 36578, obsolete.....
36760	-----	Edge Guide Slide with 26809, 51809 and two 12152, obsolete, use 121146...
41400	8438	Machine Rest Pin (wood) 3 1/8 in. long (Accessories).....
41828	22351	Bobbin Winder Spindle Collar Pin for 27538.....

No.	Plate	Name
41929	8408	Belt Guard for 41931.....
41930	8399	" " Hinge for 41931.....
41931	-----	Belt Guard complete, Nos. 8420, 41929, two 41930 and four wood screws 3/4 in. No. 9.....
43944	8398	Tension Releasing Lever.....
43945	8398	" Spring for 44118.....
43946	8398	Thread Take-up Spring for 44118.....
43976	8411	Feed Lifting Rock Shaft Crank Connecting Rod with two 966E.....
43997	-----	Needle Bar Connecting Link 12382 with 12384.....
44004	8441	Oil Cup for 44007, obsolete.....
44005	-----	Oil Cup Extension 44214 with 24075, for 44007 and 44223.....
44006	22356	Oil Cup Packing (felt) for 44007 and 44225.....
44007	8441	Oil Cup complete, Nos. 44004 to 44006, obsolete, use 44225.....
44118	-----	Tension complete, Nos. 7338, 32572, 32574, 43945, 43946, 44141 and two 2102....
44134	-----	Oscillating Shaft Crank for 44135.....
44135	8429	Oscillating Shaft Crank complete, Nos. 1518E, 19449, 44134 and two 453C....
44139	8399	Machine Hinge Plate for 44140 and 44180 (Accessories).....
44140	-----	Machine Hinge complete, Nos. 12361, 44139 and wood screw 1 1/4 in. No. 14 (Accessories).....
44141	-----	Tension Screw Stud 50327C with 1580C, for 44118.....
44147	-----	Tension complete, Nos. 2923, 7336, 8511, 20037, 33892 and two 2921, obsolete use 44118.....
44180	-----	Machine Hinge complete, Nos. 6055, 12361, 44139 and 51075E (Accessories)....
*44181	-----	Face Plate Thread Guard (lower) for 12150.....
44214	22356	Oil Cup Extension for 44005.....
44218	-----	Shuttle Race Body for 44219, obsolete..
44219	-----	" " " 44218 with 44220 and two 662D, for 44221, obsolete.....
44220	22359	Shuttle Race Cap for 44219 and 44237...
44221	-----	Shuttle Race complete, for 44-27 Machine, Nos. 907D, 2531, 2533, 44219 and two 2532, obsolete, use 44240.....
44222	22356	Oil Cup for 44223.....
44223	-----	" " 44222 with 44005, for 44225....
44224	22356	" " Thread Retainer for 44225.....
44225	22356	Oil Cup complete, Nos. 44006, 44223 and 44224.....
44236	-----	Shuttle Race Body for 44237.....

No.	Plate	Name
44237	-----	Shuttle Race Body 44238 with 44220 and two 662D, for 44238 and 44239.....
44238	-----	Shuttle Race Body 44237 with two 2532..
44239	-----	" " " 44237 with 24412 and two 391D, for 44240.....
44240	22359	Shuttle Race complete for 44-27 Machine Nos. 907D, 2531, 2533, 44239 and two 2532.....
45720	8445	Face Plate Thread Guard (upper) with 125373, for 16559.....
46681	8441	Driving Attachment Treadle Bracket (right) for 60502.....
50169J	8445	Guide Slide Latch Cap Screw for 24566..
50327C	8398	Tension Screw Stud for 44141.....
50356D	22351	Bobbin Winder Frame Hinge Screw for 27647.....
50429C	22358	Thread Retainer Set Screw, obsolete, use 624C.....
50553C	8447	Roller Screw for 51863.....
51075E	8399	Machine Hinge Bolt with 51581E, for 44180 (Accessories).....
51224J	8387	Arm Side Cover Thumb Screw.....
51581E	8445	Machine Hinge Bolt Nut for 51075E, (Accessories).....
51801	8446	Roller, 9/16 in. diam., coarse, with 388D and 1550H, for 24904.....
51802	-----	Roller, 9/16 in. diam., fine, with 388D and 1550H, for 24905.....
51809	22358	Edge Guide Slide Roller and Stud for 36760, obsolete.....
51863	8446	Roller, 1 1/4 in. diam., 7/32 in. face, coarse (ball bearing) complete for 62748, Nos. 1528D, 1766C, 50553C and twenty-four 16232.....
51902	8446	Roller, 7/8 in. diam., 9/64 in. face, coarse (ball bearing) complete for 62868, Nos. 1528D, 201699D, 350104D and twenty-eight 206417.....
51916	22351	Edge Guide Slide Roller and Screw Stud for 121146.....
51917	22351	Edge Guide Slide Roller (cone) and Screw Stud for 121147.....
52016	22354	Presser Bar Lifter.....
52045	8387	Arm Oil Tube Packing (cotton) for 11119 and 24131.....
52454	8398	Thread Retainer.....
56813	-----	Feed Bar Screw Center 313C with 1519J..
56813	-----	Feed Wheel Driver Link Screw Center 313C with 1519J.....
56814	-----	Feed Lifting Rock Shaft Screw Center 307C with 1513J.....
56814	-----	Feed Rock Shaft Screw Center 307C with 1513J.....

## NUMERICAL LIST OF PARTS

No.	Plate	Name
56814	-----	Feed Wheel Frame Shaft Screw Center 307C with 1513J.....
56848	-----	Bell Crank 5598 with 5599 and 5601, for 5598.....
56864	22360	Chain Hook (large) for 5670.....
56865	22360	" " (small) for 5670.....
56895	22352	Throat Plate Spring Slide Spring Stop (oval) for 16597.....
60502	-----	Driving Attachment Treadle Bracket (right) 46681 with two wood screws 1 in. No. 14, for 126209.....
60583	5918	Knife Grinder, Nos. 261J, 27323, 27564, 27572, 27573, 27659, 60934, two 27568 and four each 310K and 1516J, for 27861.....
60934	-----	Knife Grinder Emery Wheel Shaft 27567 with 1508J, 27565, 27569 and 27822, for 60583.....
62530	8449	Knife (narrow) end and side cut (shearing) for 24244.....
62531	-----	Shuttle Race Body for 62612.....
62532	22355	" " Cap for 62612.....
62533	22355	Shuttle Race complete, for 44-26 Machine Nos. 907D, 2531, 2533, 24412, 62612 and two each 391D and 2532.....
62577	8445	Guide Finger, for general work, for 24566.....
62612	-----	Shuttle Race Body 62531 with 62532 and two 1053D, for 62533.....
62626	-----	Throat Plate Body for 16597.....
62677	8446	Roller Arm for 62721 and 62722.....
62682	8445	Face Plate Thread Eyelet.....
62721	8447	Roller Presser complete, 7/8 in. coarse roller, Nos. 1868 and 62677.....
62722	-----	Roller Presser complete, 7/8 in. fine roller, Nos. 1841 and 62677.....
62739	-----	Shuttle Bobbin Case for 62740.....
62740	8448	Shuttle Bobbin Case complete for 19292, Nos. 591F, 592E, 2523, 2975, 7553, 15141 15278 and 62739.....
62747	8446	Roller Arm for 62748.....
62748	-----	Roller Presser (ball bearing) complete, 1 1/4 in. coarse roller, Nos. 51863 and 62747.....
62857	-----	Roller Arm for 62868.....
62868	-----	Roller Presser (ball bearing) complete, 7/8 in. coarse roller, Nos. 51902 and 62857.....
80223	22362	Driving Attachment Treadle Pitman Rod Clamp with 381C, for 14233 and 15130.....
120117	8441	Oiler Spout Washer (leather) for 36579, obsolete.....

## NUMERICAL LIST OF PARTS

No.	Plate	Name
120342	8438	Oiler (copper plated) with 120343 (Accessories).....
120343	8438	Oiler Spout, 3 1/2 in. long, for 120343 (Accessories).....
121146	22355	Edge Guide Slide with 26809, 51918 and two 12152, for 26810.....
121147	22355	Edge Guide Slide with 26809, 51917 and two 12152, for 121148.....
121148	-----	Edge Guide (cone shaped roller) complete, Nos. 94D, 233J, 26803, 26805 to 26808, 121147, two 207F and four 220J.....
125373	8445	Face Plate Thread Guard (upper) Rivet for 45720.....
126036	8443	Driving Attachment Treadle for 126209..
126205	8441	" " " Bracket (left) for 126206.....
126206	-----	Driving Attachment Treadle Bracket (left) complete for 126209, Nos. 23258, 126205, 126207, 126208 and two wood screws 1 in. No. 14.....
126207	8441	Driving Attachment Treadle Bracket (left) Hook for 126206.....
126208	8674	Driving Attachment Treadle Bracket (left) Hook Rivet for 126206.....
126209	-----	Driving Attachment Treadle complete for 126213, Nos. 60502, 126036 and 126206
126213	-----	Driving Attachment Treadle Pitman complete for 16531, Nos. 14233 and 126209.....
126392	-----	Knife Grinder Knife Holder for 126393..
126393	22361	Knife Grinder Knife Holder complete for 24315, 24316, 24448, 27661 and 62530, Nos. 227J, 899J, 27660, 126392 and 126394.....
126394	22358	Knife Grinder Knife Stop for 126393....
132590	8387	Arm Oil Tube Packing (wick) for 12454..
139602	-----	Oscillating Rock Shaft 24105 with 908C.
150203	8405	Thread Unwinder Spool Rest Cushion (felt) for 225260.....
150208	8440	Driving Attachment Treadle Pitman Rod (lower) Spring for 14233.....
200056E	3471	Bobbin Winder Stop Latch Screw for 225382.....
200082D	3471	Bobbin Winder Tension Bracket Screw for 225382.....
200299H	3471	Bobbin Winder Stop Latch Trip Lever Hinge Screw for 225382.....
200380C	3471	Bobbin Winder Pulley Set Screw for 202473.....
200383C	8435	Thread Unwinder Spool Rest Rod Set Screw for 202490.....

No.	Plate	Name
201018C	8435	Thread Unwinder Spool Rest Set Screw for 225259.....
201499B	3471	Bobbin Winder Tension Stud for 225461..
201572B	3471	" " " " Thumb Nut for 225482.....
201696J	8435	Thread Unwinder Thread Guide Lock Nut for 225280.....
201699	8445	Roller Ball Retaining Nut for 51902....
202277	3471	Bobbin Winder Frame Oil Packing (wick) for 225453.....
202407	3471	Bobbin Winder Tension Spring for 225462
202473	8406	" " Pulley with 200380C, for 225382.....
202478	3471	Bobbin Winder Stop Latch Trip Lever for 225382.....
202490	8405	Thread Unwinder Spool Stand with 200383C, for 225280.....
206417	8447	Roller Ball for 51902.....
225259	8405	Thread Unwinder Spool Rest with 201018C for 225280.....
225280	8405	Thread Unwinder complete, for one large or one large cone of thread, Nos. 150203, 201696J, 202490, 225259, 225324, 225328, 225388, 225391 and three wood screws 7/8 in. No. 12..
225322	8435	Thread Unwinder Thread Guide Rod Washer for 225324.....
225324	8405	Thread Unwinder Thread Guide Rod with 208E and 225322, for 225280.....
225328	8435	Thread Unwinder Thread Guide Position Cup for 225280.....
225381	8440	Bobbin Winder Spindle for 225382.....
225382	8406	Bobbin Winder (swinging automatic, right hand) complete for 2996, for power table, Nos. 200058E, 200082D, 200299H 202473, 202478, 225381, 225433, 225444 225453 to 225456, 225458, 225482, 228028, two each 225459 and wood screws 3/4 in. No. 12 R.H.B.....
225388	8405	Thread Unwinder Spool Rest Rod for 225280.....
225390	8405	Thread Unwinder Thread Cone Holder, for inverted cones, for 225280.....
225391	8405	Thread Unwinder Thread Guide for 225280
225433	8406	Bobbin Winder and Tension Bracket Base for 225382.....
225438	3471	Bobbin Winder Frame Oil Well Cap for 225453.....
225444	3471	Bobbin Winder Stop Latch for 225382....
225453	8440	" " Frame with 202277 and 225438, for 225382.....
225454	3471	Bobbin Winder Frame Hinge Pin for 225382.....


No.	Plate	Name
225455	3471	Bobbin Winder Frame Spring for 225382..
225456	3471	" " " " Plunger for 225382.....
225458	3471	Bobbin Winder Stop Latch Thumb Lever for 225382.....
225459	3471	Bobbin Winder Stop Latch Thumb Lever Hinge Stud for 225382.....
225459	3471	Bobbin Winder Stop Latch Thumb Lever Joint Stud for 225382.....
225461	3471	Bobbin Winder Tension Bracket with 201499B, for 225462.....
225462	----	Bobbin Winder Tension Bracket complete for 225382, Nos. 201572B, 202407, 225461 and two 2102.....
228026	8445	Bobbin Winder Tension Bracket Screw Washer for 225382.....
350104D	8447	Roller Screw for 51902.....

SINGER Needles should be used  
in SINGER Machines  
These Needles and their Containers  
are marked with the  
Company's Trade Mark "SIMANCO.\*\*" 1


Needles in Containers marked  
"FOR SINGER MACHINES"  
are NOT SINGER made needles. 2

PLATE 1104—ONE-HALF SIZE

27564



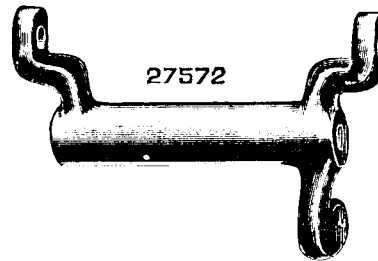
27662



SINGER Needles should be used  
in SINGER Machines  
These Needles and their Containers  
are marked with the  
Company's Trade Mark "SIMANCO.\*\*" 1

Needles in Containers marked  
"FOR SINGER MACHINES"  
are NOT SINGER made needles. 2

27572



27565

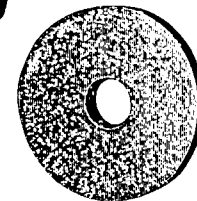


PLATE 3471—FULL SIZE

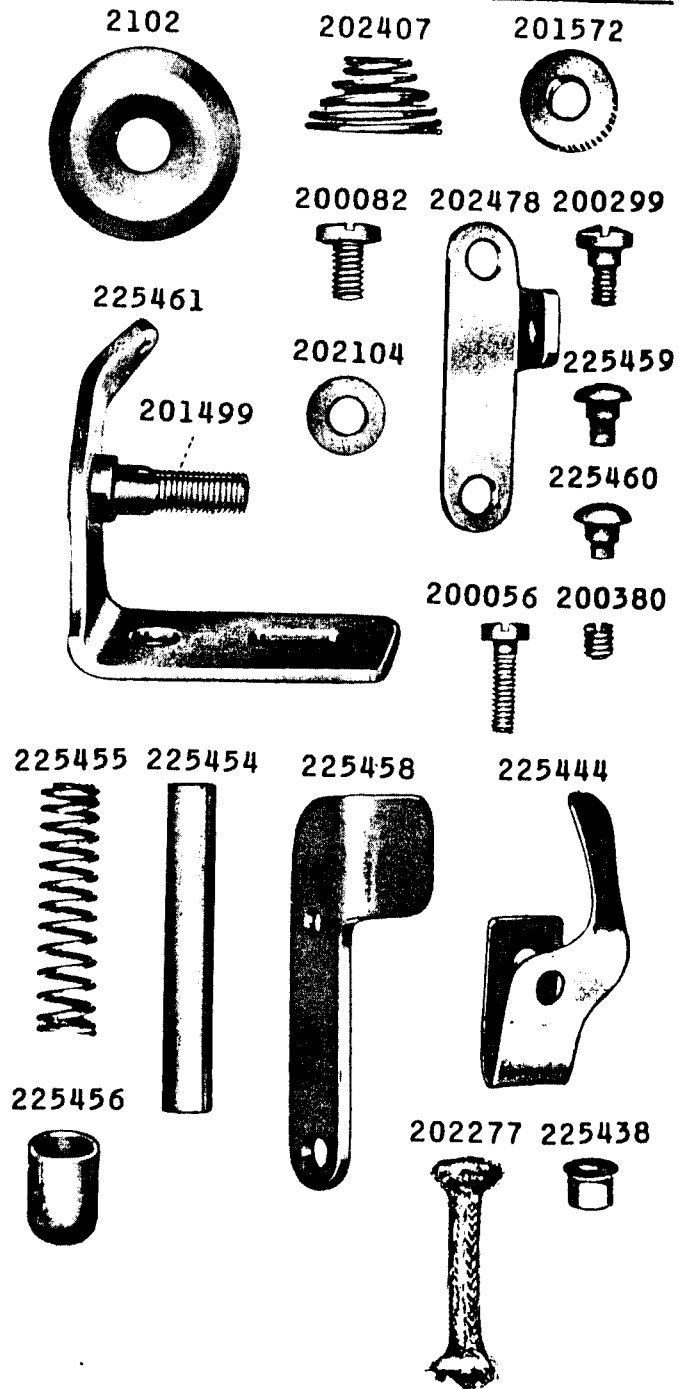


PLATE 5758—FULL SIZE

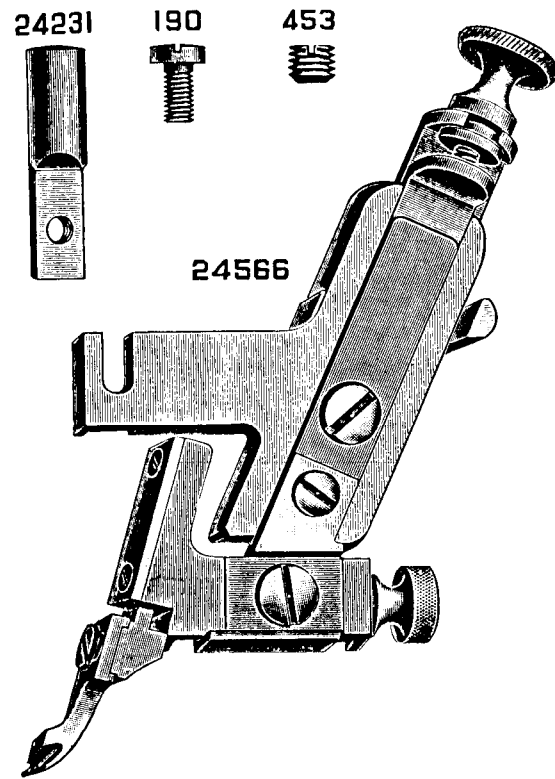


PLATE 5759—FULL SIZE

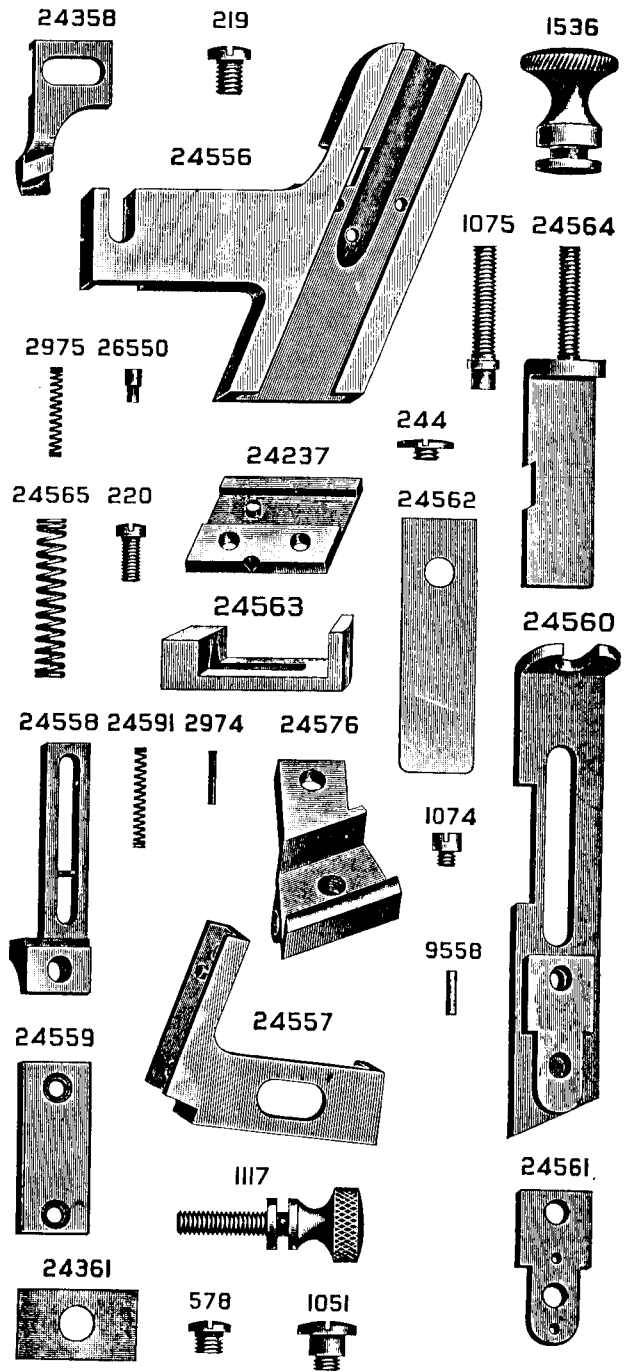


PLATE 5918—ONE-HALF SIZE


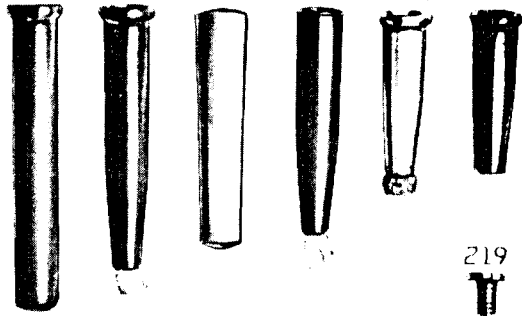


PLATE 8387—FULL SIZE

12453 12454 8582 24131 11119 15783



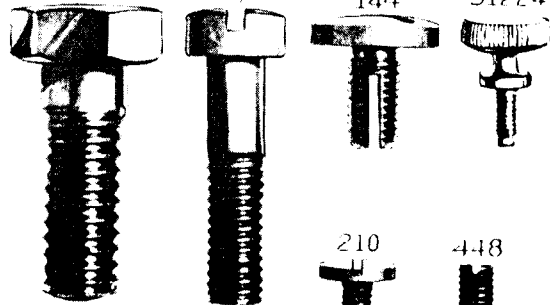
219

868

748

144

51224



210

448

132590

908

313

896

190

446

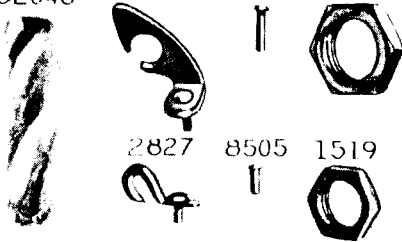


52045

12150

12152

1619



2827

8505

1519

PLATE 8390—FULL SIZE

12376

29633

16958



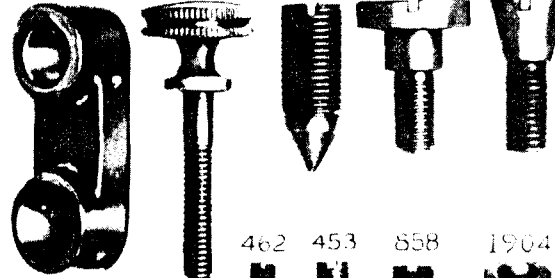
3033

818

307

1128

375



462

453

858

1904


1813

794

157

968

3003



1513

936

1518

2166

1065





PLATE 8398—FULL SIZE

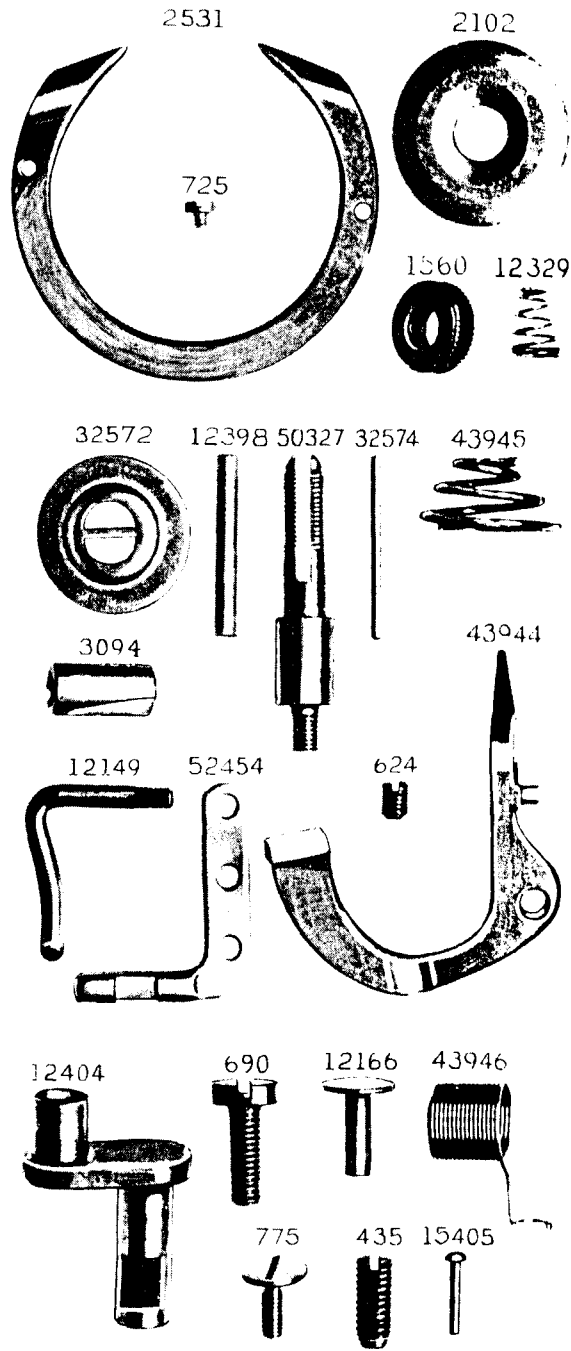


PLATE 8399—FULL SIZE

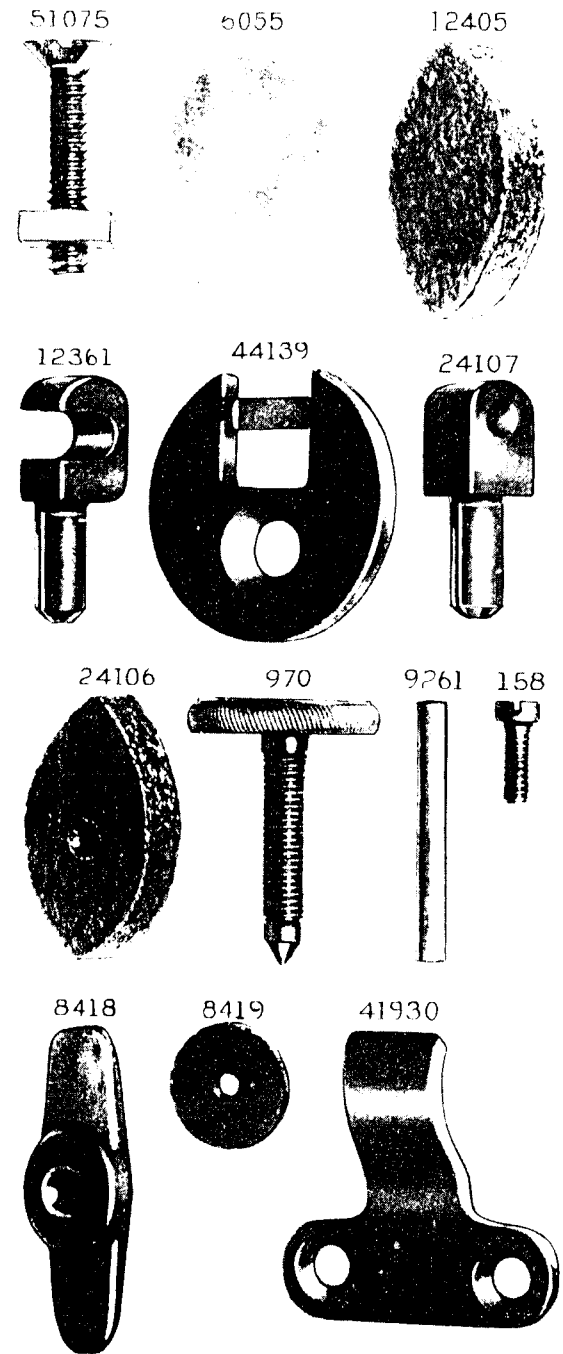


PLATE 8405—ONE-FOURTH SIZE

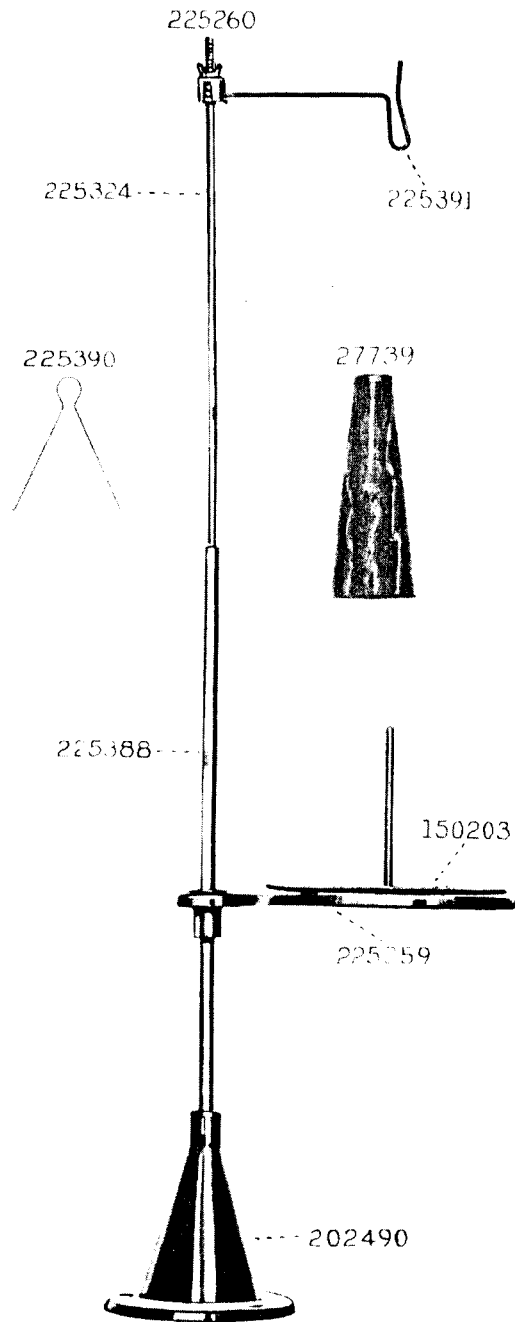


PLATE 8406—ONE-FOURTH SIZE

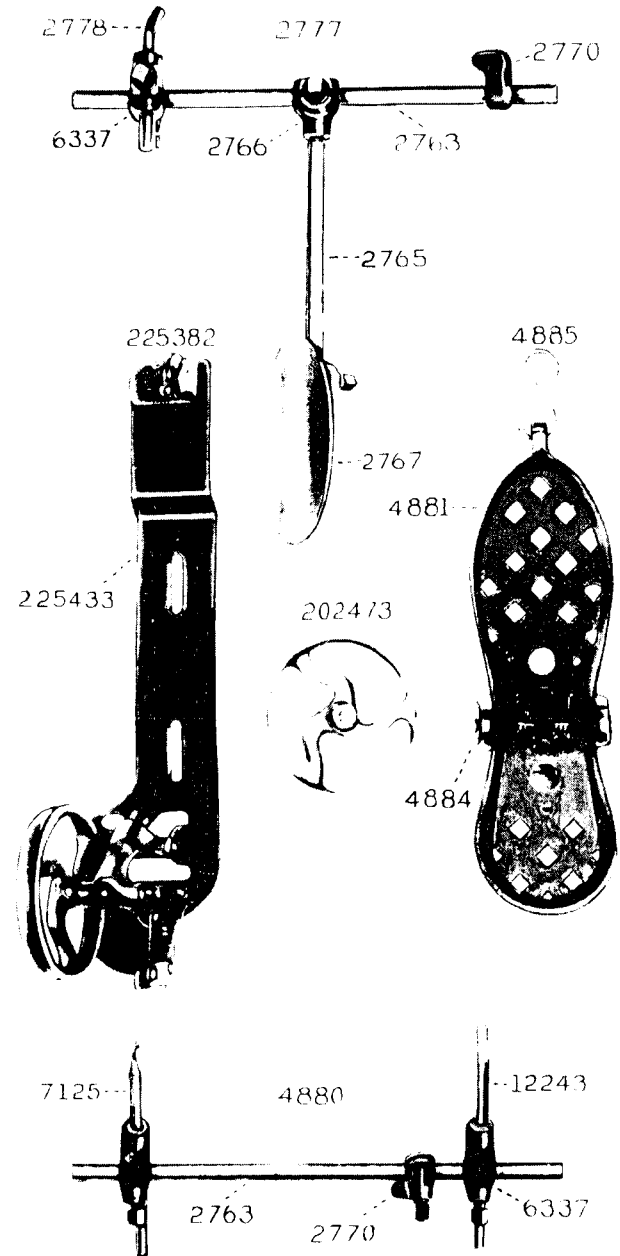



PLATE 8407—ONE-FOURTH SIZE

24079



24908





PLATE 8408—ONE-FOURTH SIZE

24108



41929

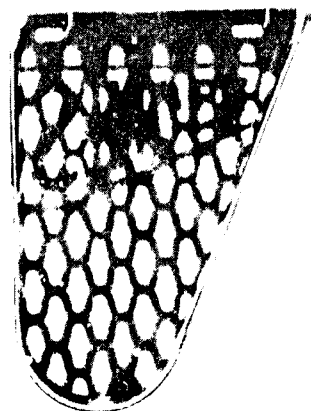


PLATE 8411-ONE-HALF SIZE

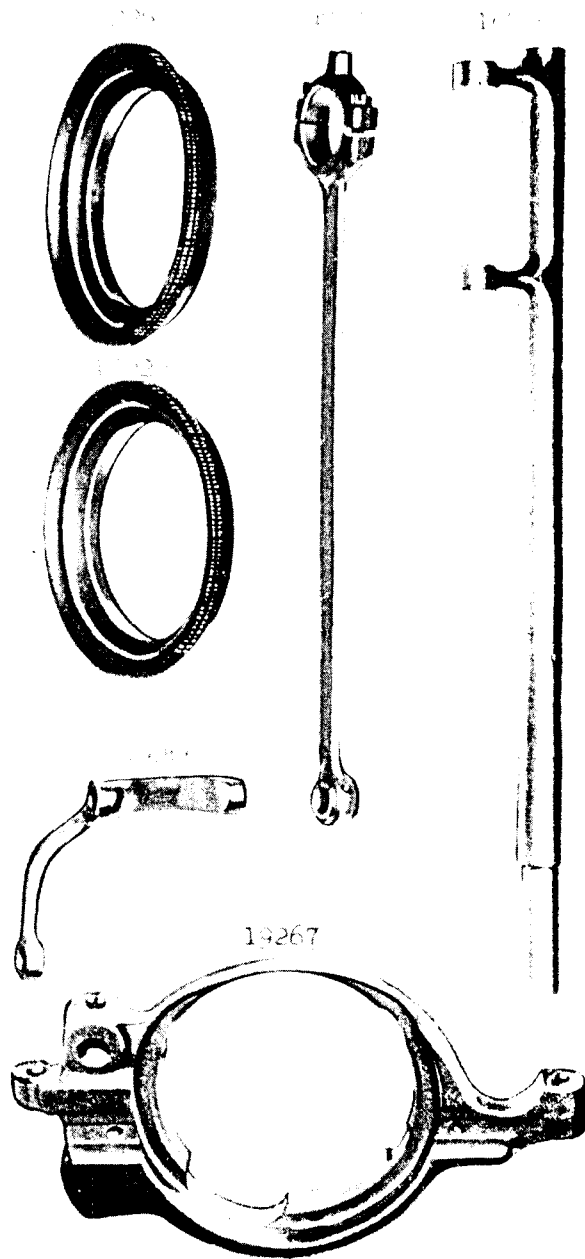


PLATE 8429-FULL SIZE

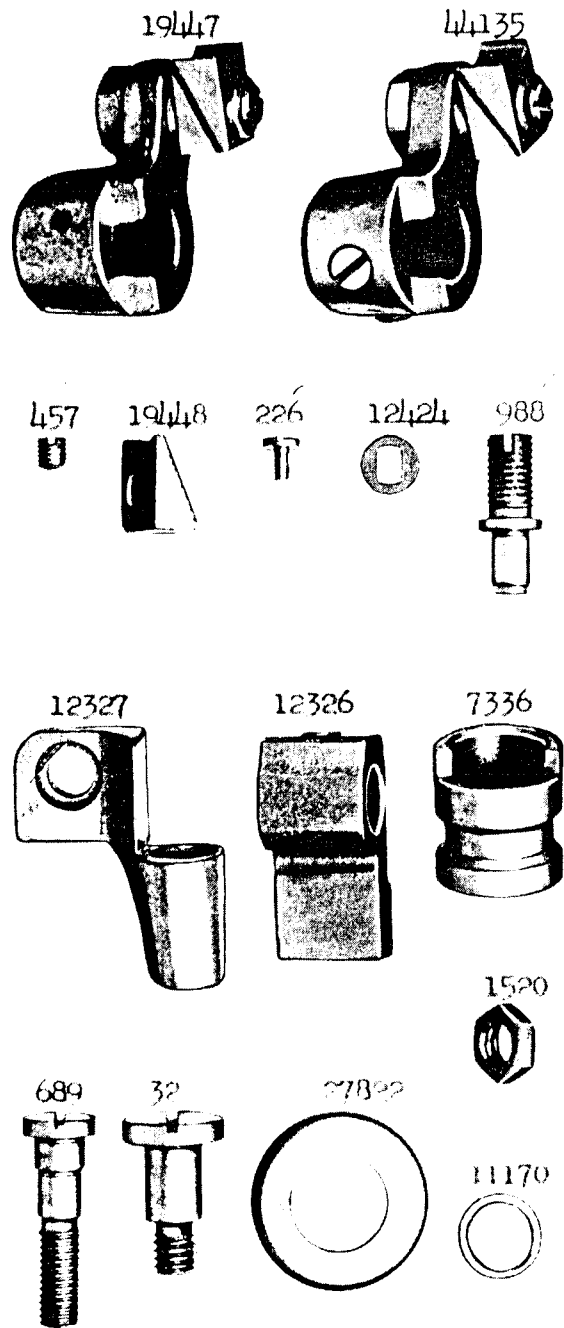


PLATE 8435-FULL SIZE

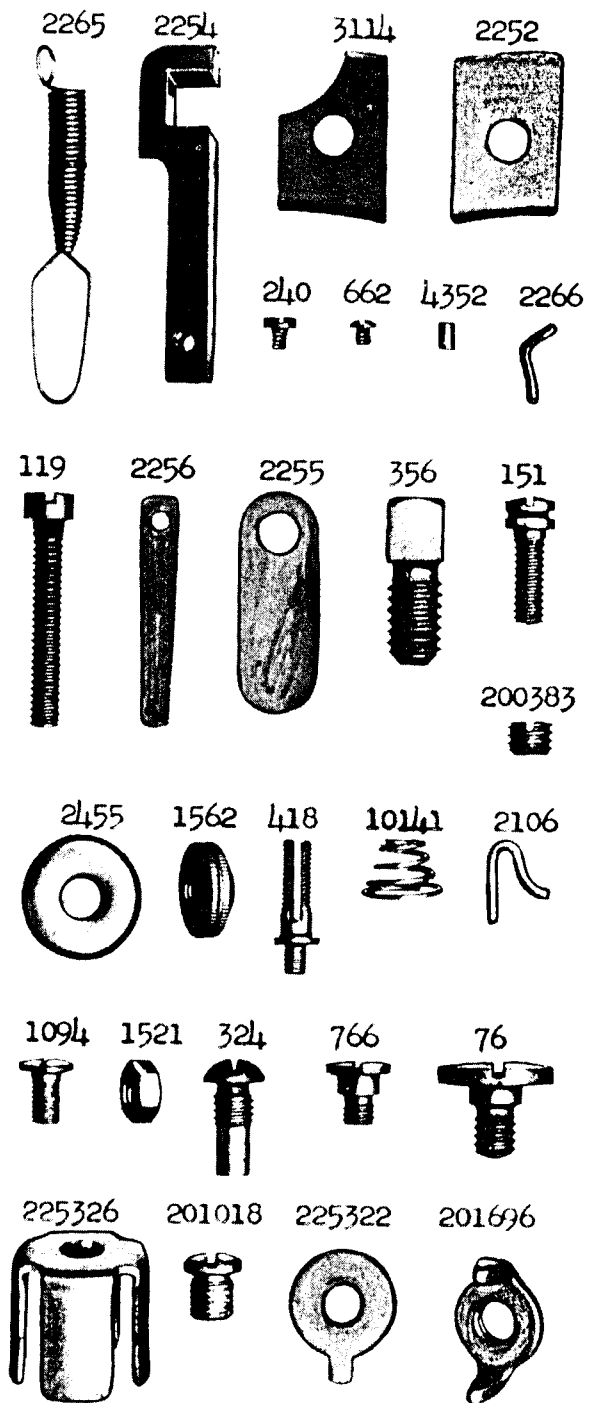


PLATE 8437-FULL SIZE

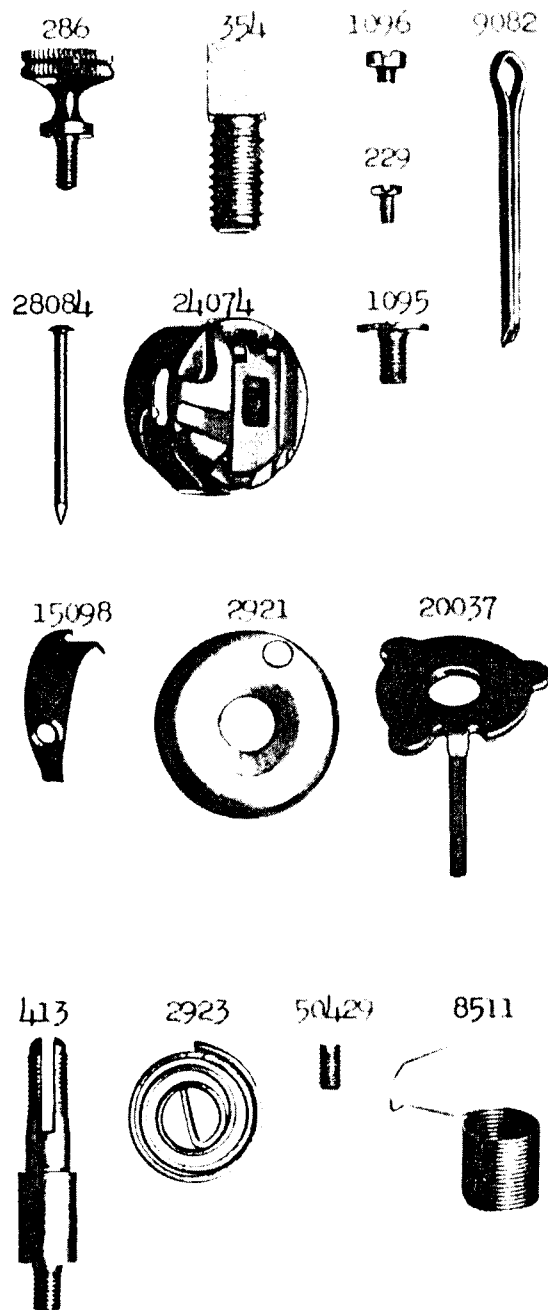


PLATE 8438-ONE-HALF SIZE

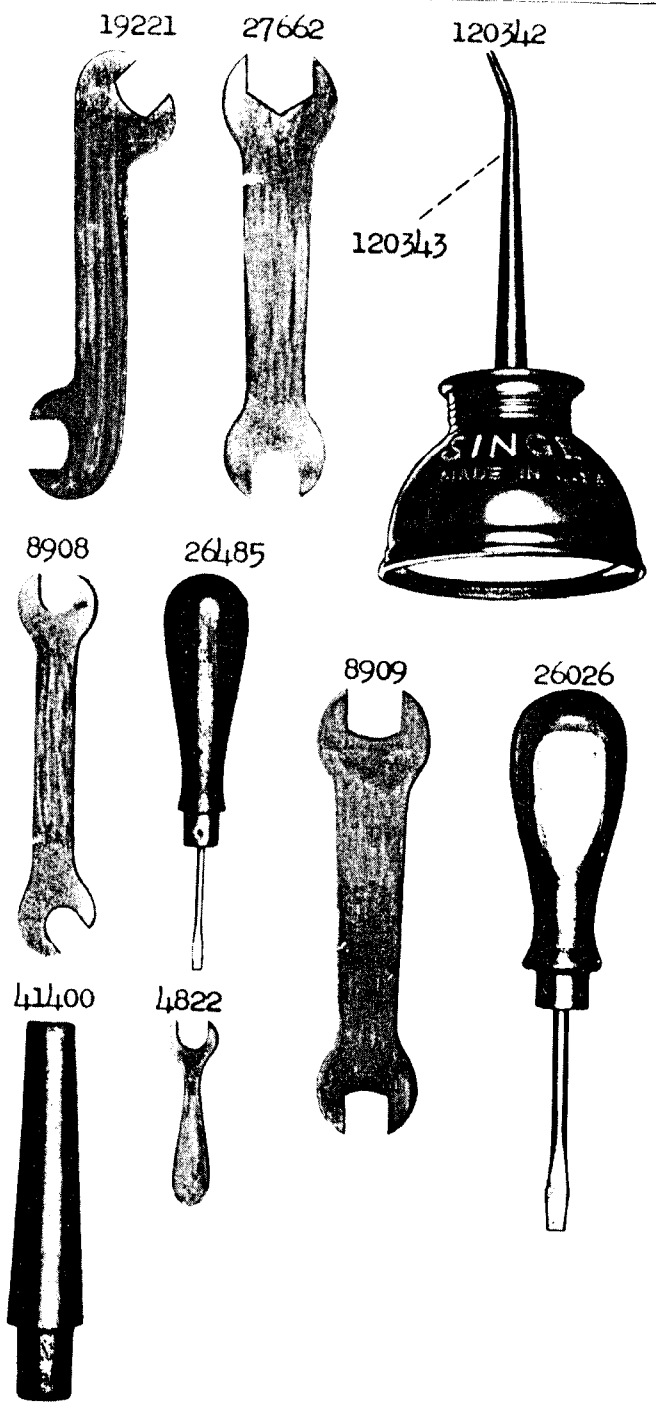


PLATE 8439-ONE-HALF SIZE

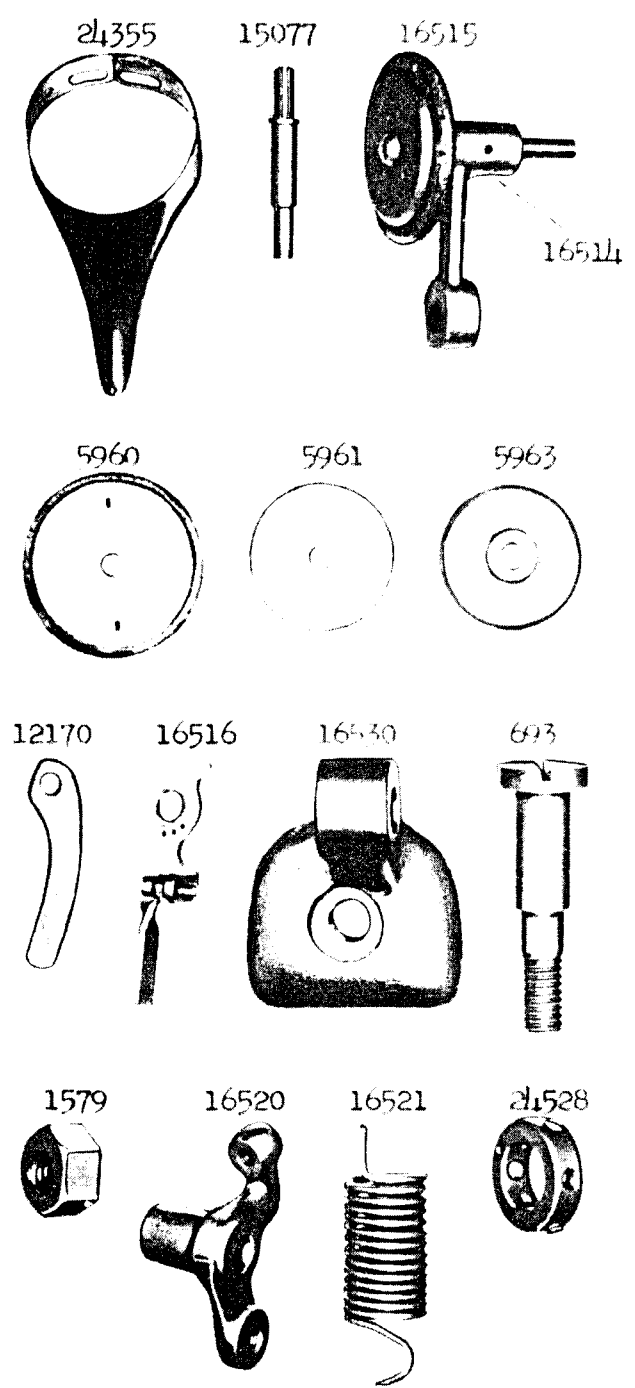


PLATE 8440-ONE-HALF SIZE

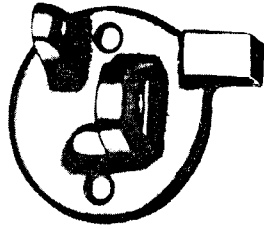
275153



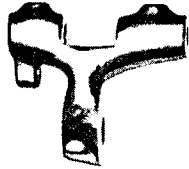
225381



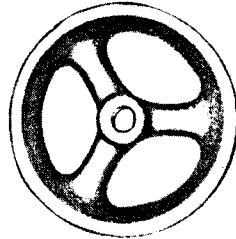
27540



27302




27541



27538



27565



27312



27569



27567



150208



27306



27308

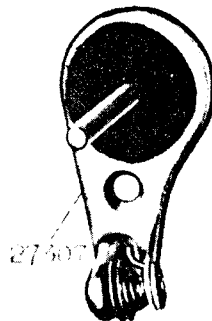



PLATE 8441-ONE-HALF SIZE

12189



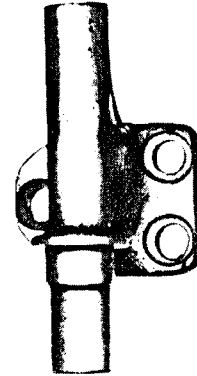
16594



16525



24529



44007



44214

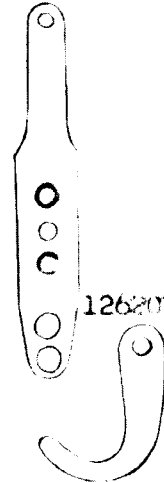
44004

12017


24075



24168



126205



46681



126207




2062

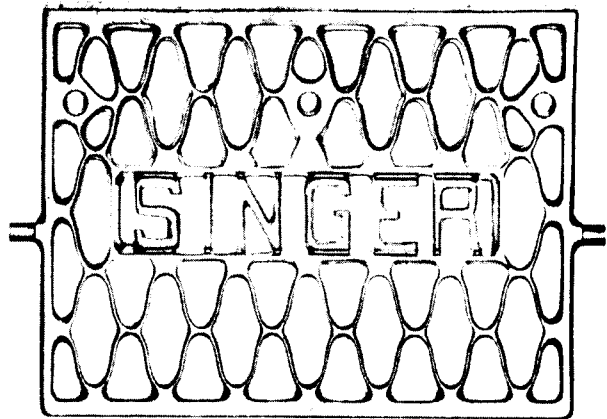


PLATE 8443-ONE-FOURTH SIZE

27072



126036



2878




PLATE 8445 - FULL SIZE

8879



62682



45720



125373



620



904



203



19445



62577



24425



50169



743



24391



2049



183



878



12459



4784



19444



19446



987



51501



20125



1766



1766



201699






PLATE 8446 - FULL SIZE


51801



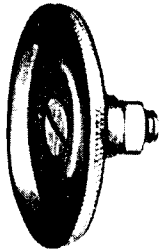
51902



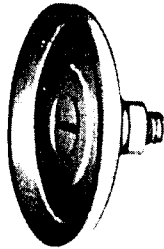
1911




1939



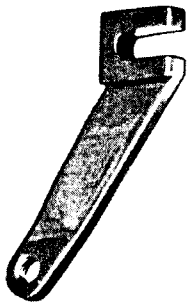
1932



51863



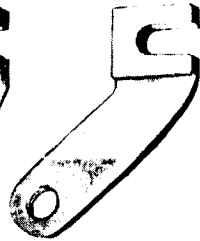
24903




62677



16573



19442



19443



62747

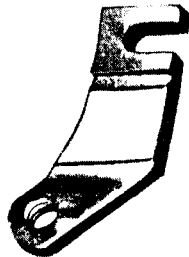


PLATE 8447 - FULL SIZE

24904



62721



388



1550



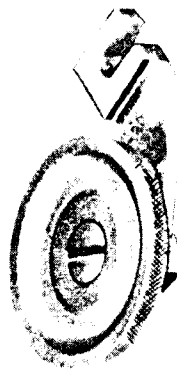
652



1528



16582



19499



19467



50553



350194



16232



386




206417

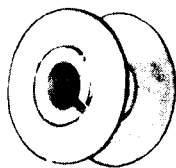


PLATE 8448 - FULL SIZE

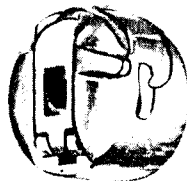
15140 2973 15278 15141



2996



62740



391



591



592



1053



725



1266



145



907



35



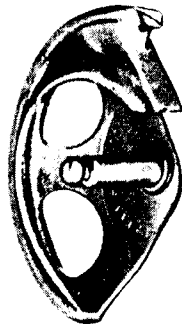
2532



1208



12393



19292





PLATE 8449 - FULL SIZE

62530 24315 24316 24446



24141



24140



24142



647



191



442



24125



2291



14026



24143



2297



223



335



621



106



1564



2301



2523



PLATE 8674-FULL SIZE

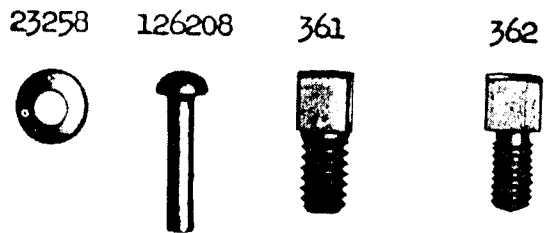
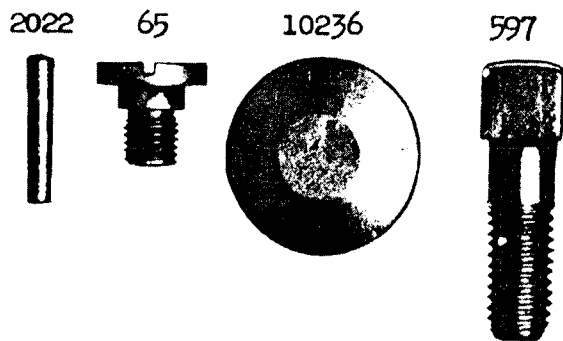
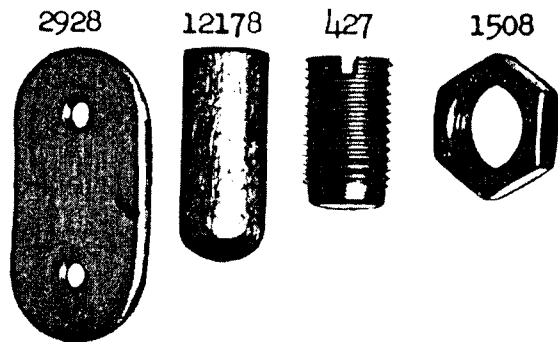
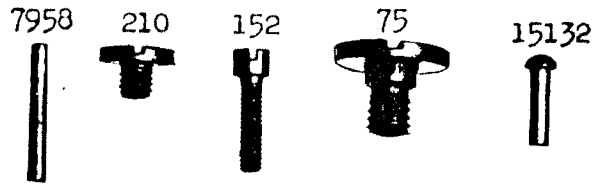


PLATE 22351 - FULL SIZE

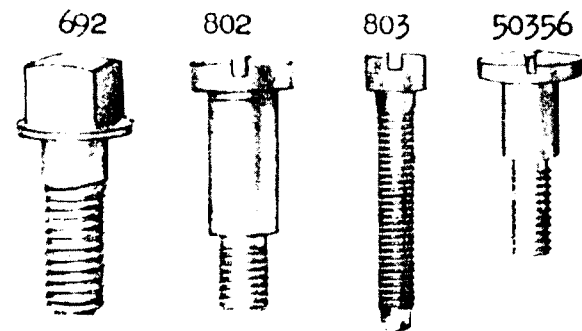

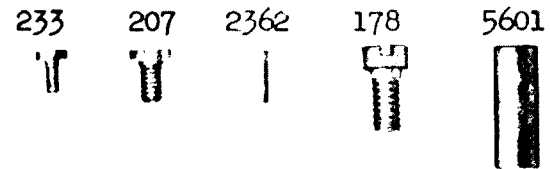
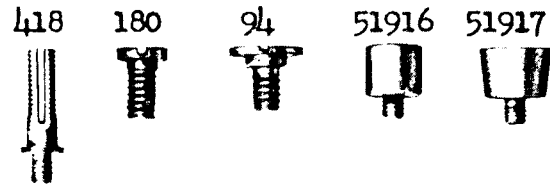
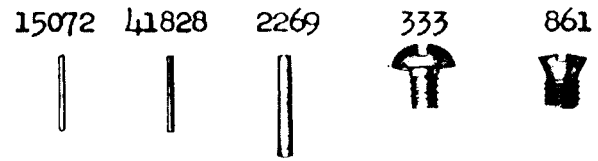


PLATE 22352 - FULL SIZE



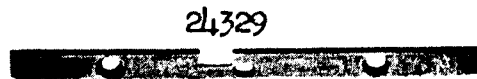

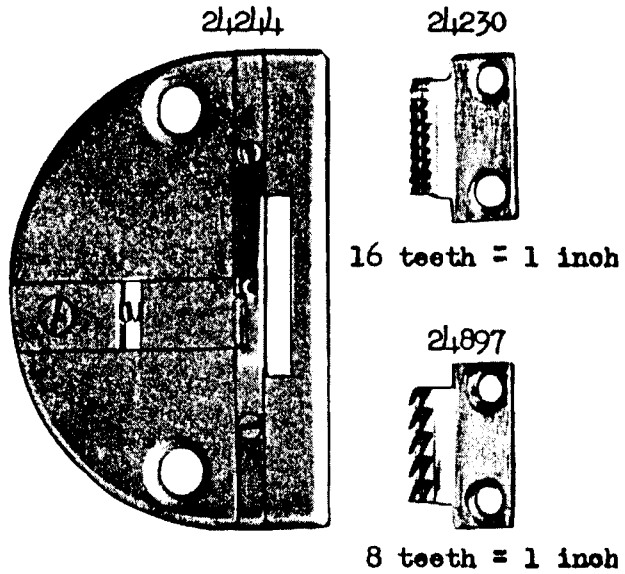
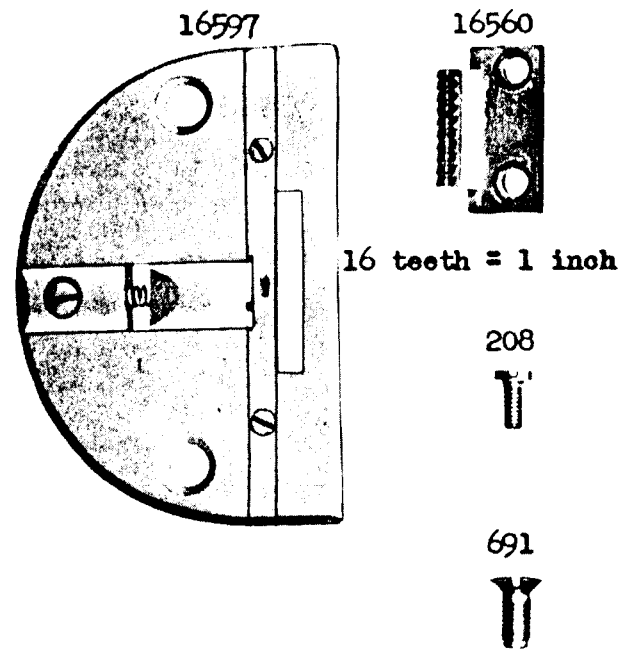


PLATE 22353 - FULL SIZE



12 teeth = 1 inch



24 teeth = 1 inch


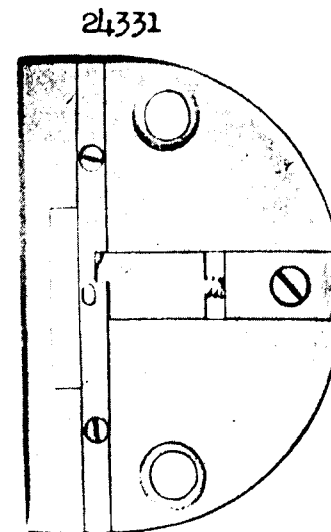


PLATE 22354 - ONE - HALF SIZE

16568 19441 11167 12139 20023

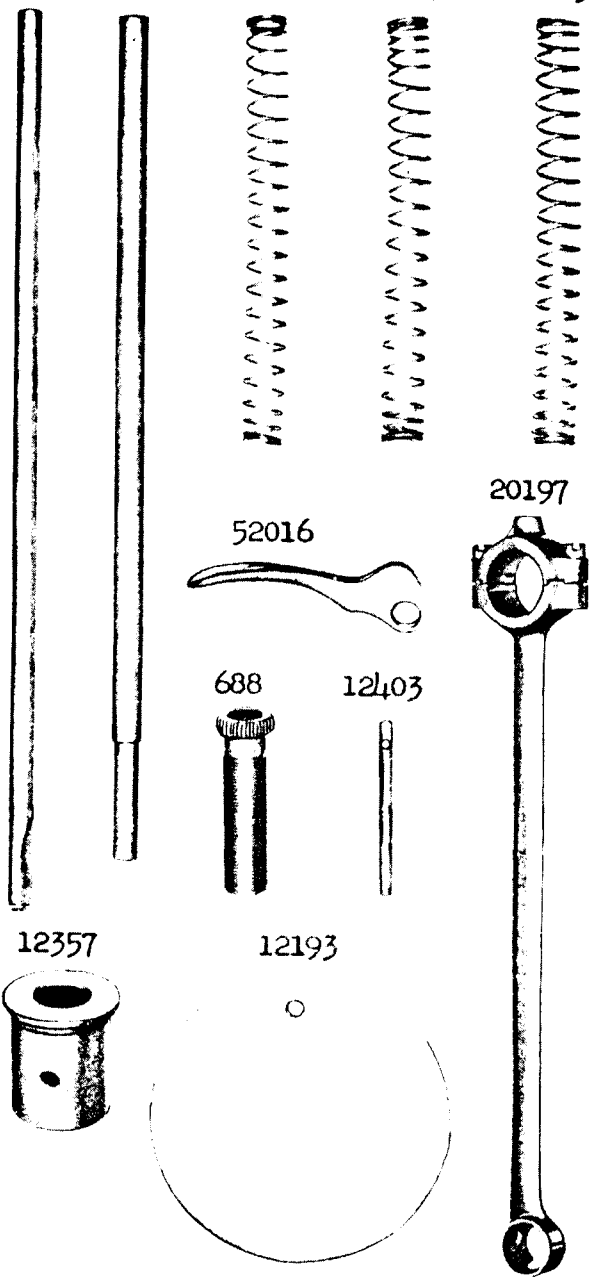


PLATE 22355 - ONE - HALF SIZE

24412 12444 2533

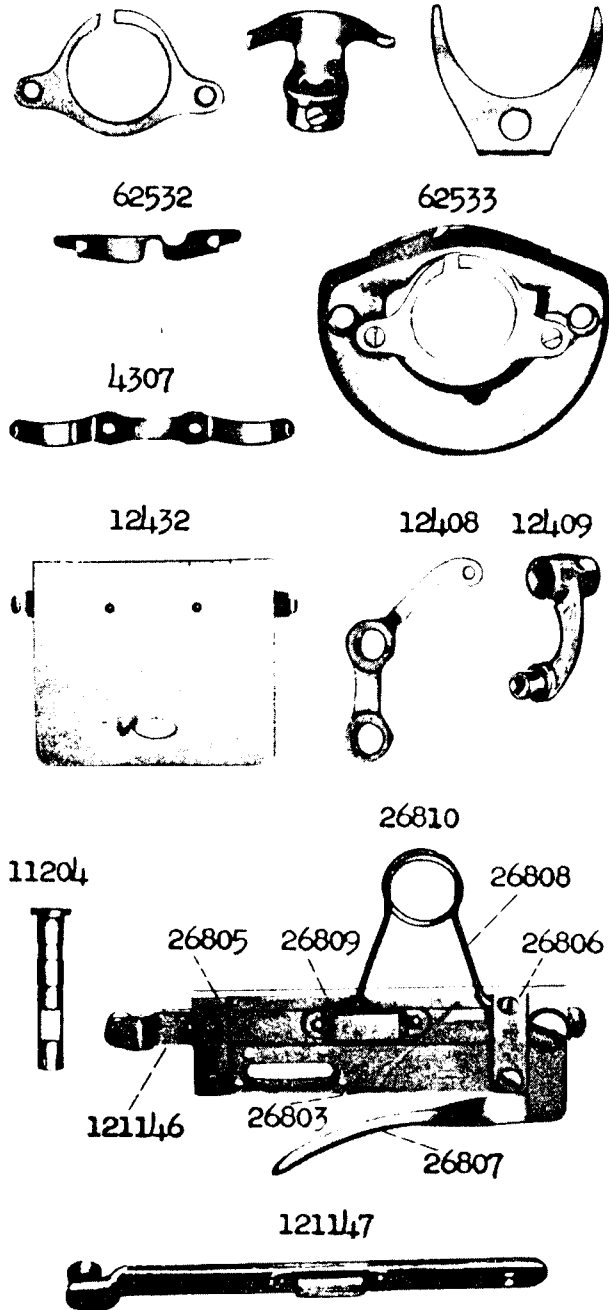


PLATE 22356 - ONE - HALF SIZE

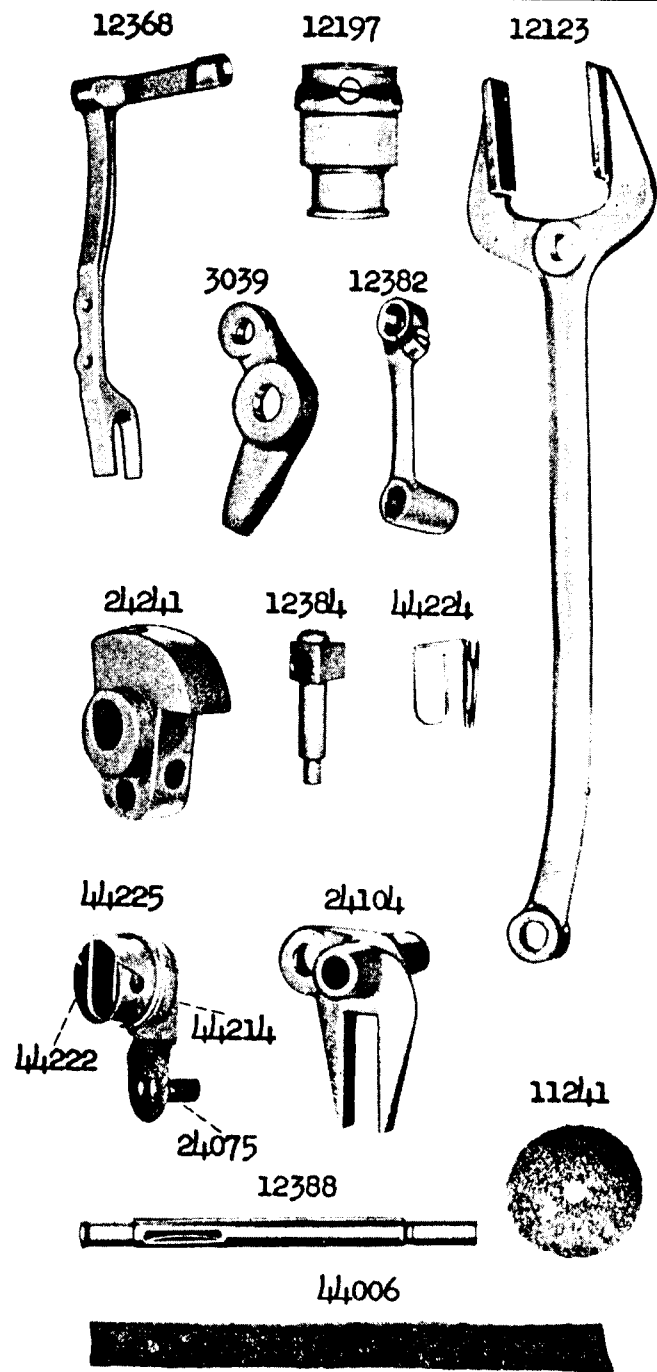


PLATE 22357 - FULL SIZE

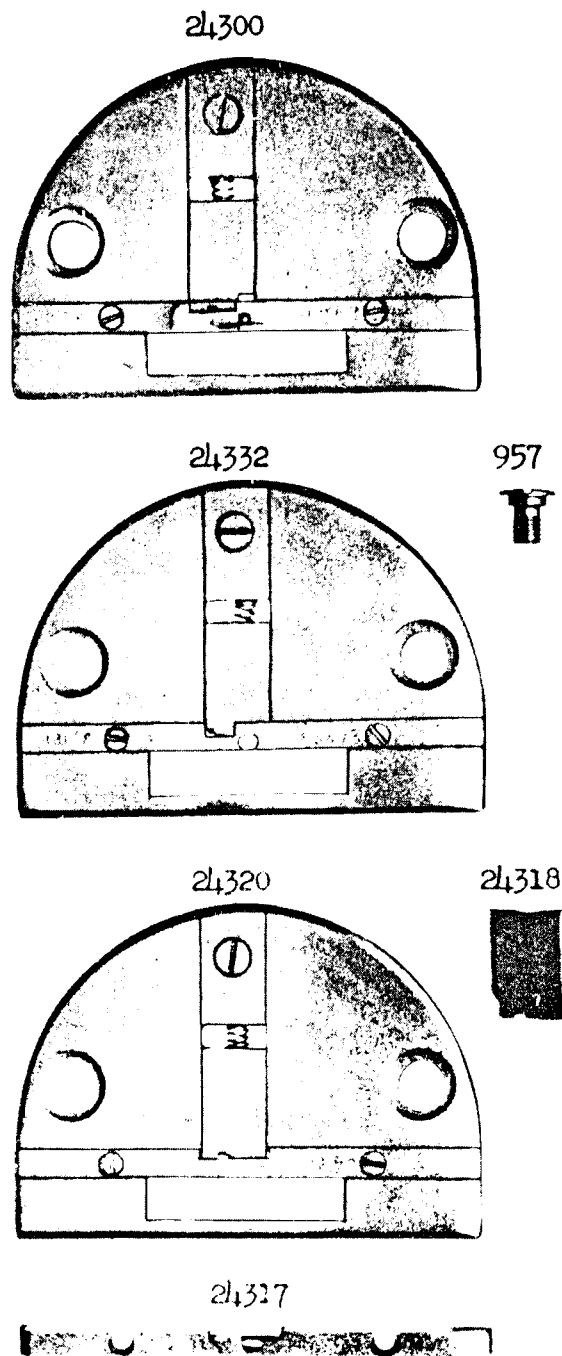


PLATE 22358 - FULL SIZE

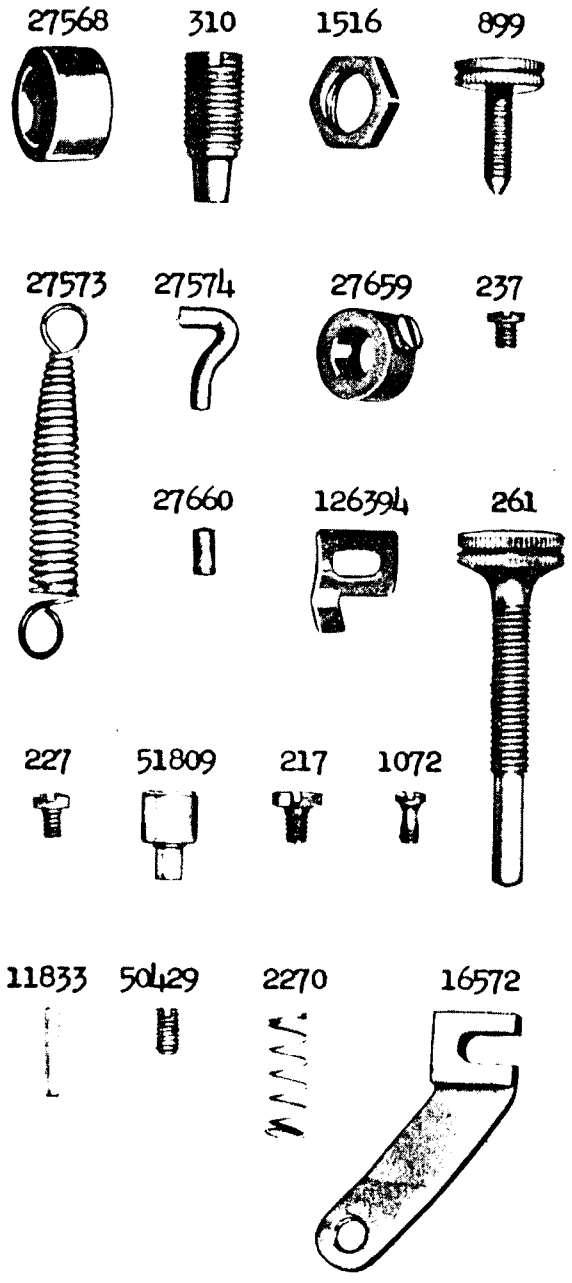


PLATE 22359 - ONE - HALF SIZE

