

SINGER
22W71,W72,W73,W74

LIST OF PARTS



MACHINES

Nos. 22w71 to 22w74

THE SINGER MANUFACTURING COMPANY

INDEX

	PAGE
ACCESSORIES	24
BOBBIN WINDER	24
ILLUSTRATIONS OF PERFORATING DESIGNS	33
MACHINE No. 22w71	7
" " 22w72	21
" " 22w73	22
" " 22w74	23
MISCELLANEOUS PARTS	32
NUMERICAL LIST OF PARTS	47
PUNCHES	27
PUNCH HOLDERS	28
" REMOVERS	32
STARTING TREADLE	25
THREAD UNWINDER	25

Instructions for Ordering

In ordering from this list, use **ONLY** the **PART** number in the **FIRST** column.

The number stamped on a Sewing Machine Part is the number of the Single Part only, except when the part includes Set Screws, Clamping Screws, Studs and Rollers Spun on, Small Wires riveted, or Parts soldered together, etc., which it is necessary to furnish in combination.

Every combination of parts sent out has its specific number which, although not stamped on Parts (except in above cases) must be used when ordering the combination.

Each number always indicates the **SAME PART** in whatever list it appears, or for whatever Machine.

The letters after some of the numbers indicate the style of finish only, as follows:

- A. Hardened, Polished and Plated.
- B. Polished and Plated.
- C. Hardened only.
- D. Polished only.
- E. Soft, not polished.
- F. Hardened and Polished.
- H. Blued.

These letters **MUST BE USED** when they appear in the list and **AFTER** the number, as in the list.

In this series

200001 to 201500 are Screw Numbers.

201501 to 201800 are Nut Numbers.

201801 to 202000 are Roller Numbers.

202001 and upward are numbers of Machine Parts.


The figures in the second column refer only to the plate in which the illustration of the part is shown and are **NOT TO BE USED** in ordering.

Two or more numbers over a cut indicate that the difference between such parts is not visible in an illustration.

Parts marked with an asterisk (*) are furnished only when repairs are made at the factory.

LIST OF PARTS COMPLETE

FOR



MACHINE No. 22w71

DROP FEED. ROLLER PRESSER

For Stitching and Perforating Leather Shoe Tips, etc.

In gauges from $\frac{1}{8}$ to $\frac{1}{4}$ inch

Perforates at every second or third stitch

No.	Plate	Name
*246301	—	Arm with 202036
246302	14008	" Brace
200010E	14006	" " Screw (lower) (2)
731E	14006	" " " (upper) (2)
246303	14007	" Bracket
200189H	14006	" " Screw (3)
246304	14007	" " Switch Handle with 201975, 350194c and two 201525E
350193D	14006	Arm Bracket Switch Handle Screw Stud
246305	14007	Arm Bracket Switch Handle Screw Stud Bushing
201518E	14006	Arm Bracket Switch Handle Screw Stud Nut
234415	14006	Arm Bracket Switch Handle Screw Stud Spring

No.	Plate	Name
215951	14006	Arm Bracket Switch Handle Spring
200161D	14006	" " " " " "
		Screw
204443	14006	Arm Bracket Switch Spring
201500E	14006	" " " " Screw
		Stud
246383	—	Arm Bracket complete, Nos. 200161D, 200391C, 201500E, 201518E, 215951, 234415, 246303 to 246305, 246333 and 350193D
204163	14007	Arm Cap
200278H	12311	" " Screw
202248	12307	" " " Washer
204235	14006	" Position Pin (2)
200963E	12311	" Screw (3)
202005	12308	" " Washer (3)
203202	14008	" Shaft
261714	14007	" " Bushing (back) with 202299
200574E	14006	Arm Shaft Bushing (back) Screw (3)
246306	14007	Arm Shaft Bushing (front) with 202299
200439C	12311	Arm Shaft Bushing (front) Posi- tion Screw
202299	—	Arm Shaft Bushing Oil Packing (wick)
204440	14007	Arm Shaft Connection with four 200054E (2)
200054E	14006	Arm Shaft Connection Screw
246307	14008	Balance Wheel (belt groove $4\frac{1}{2}$ in. diam.)
200062H	12311	Balance Wheel Adjusting Screw ..
200352C	14006	" " Set Screw
246308	—	Balance Wheel complete, Nos. 246307, 246387 and two 200352C ..
*246309	—	Bed with 202062, 203248, 203249, two each 200362C, 200516E, 200840E and 202299
202258	14007	Bed Hinge Connection (2)
200570E	12311	" " " Screw (4)
203329	14007	" Slide (back)
203301	14007	" " (front)
*246203	—	Blower Case (left)
*246204	—	" " (right) with two 200358C
246205	14008	Blower Case complete, Nos. 246203, 246204 and three 200084C
246310	14024	Blower Case Pipe Connection with 201188C

No.	Plate	Name
201188C	14006	Blower Case Pipe Connection Set Screw
200084C	14006	Blower Case Screw
200358C	14006	" " Set Screw
246207	14024	" Fan
246208	—	" " Belt, size $\frac{3}{8}$ in. diam., length 20 in., with 225129
225129	14006	Blower Fan Belt Hook
206963	14024	" " Pulley with two 200403C
200403C	14006	" " " Set Screw
201515E	14006	" " Nut
246209	14024	" " Shaft
202423	—	" " Oiling Wick
246311	—	" Pipe (rubber)
246384	14024	" " Arm
246212	14024	" " " Bracket with 201537H and 350120C
246385	—	Blower Pipe Arm Bracket 246212 with 200066D, 202248, 246214, 246384 and 350092D
201524E	14006	Blower Pipe Arm Bracket Nut
210805	14006	" " " Washer ..
350092D	14006	" " " Hinge Screw
202248	12307	" " " " Washer
350120C	14006	" " " Stop Screw
201537H	14006	" " " " Nut ..
246214	14006	" " Clamp Plate
200066D	14006	" " " " Screw ...
246312	14006	" " Eyelet
246313	14024	" " Nozzle
246314	—	Blower complete, Nos. 200333C, 201515E, 201524E, 206963, 210805, 246205, 246207 to 246209, 246308, 246310 to 246313, 246360 and 246385
203208	12250	Bobbin (2)
203210	12250	" Case Base with 202056, 203211 to 203213 and 203216
203211	12250	Bobbin Case Base Latch
*202056	—	" " " " Pin
203212	12250	" " " " Plunger ..
203213	12250	" " " " Spring ...
203209	12250	" " Cap with 200984C, 203214, 203215 and two 200594C ..
203214	12250	Bobbin Case Tension Spring
200984C	12250	" " " " Regulat- ing Screw
200594C	12250	Bobbin Case Tension Spring Screw
203215	12250	" " Thread Guide

No.	Plate	Name
200594C	12250	Bobbin Case Thread Guide Screw..
203216	12250	" " Washer (cloth)
203217	12250	Bobbin Case complete, Nos. 203209 and 203210
246315	14008	Face Plate with 200366H, 204730, two each 200368H, 202090, 204281 and three 200397H
200065C	14006	Face Plate Screw
204730	14006	" " Thread Guide
200397H	12309	" " " " Set Screw
246316	—	Face Plate complete, Nos. 200113F, 200135E, 200319C, 200577H, 204277 to 204280, 204330, 204555, 246315, two each 200309E, 204059 and 204272
203303	14024	Feed Bar with 204189
203309	—	" " 203303 with 200214E, 201525E and 204200
200214E	14006	Feed Bar Hinge Screw
201525E	14006	" " " " Nut
214424	14006	" " Spring
204189	12306	" " " Hook
212209	14506	" Dog, for 246080
246318	14506	" " " 246364
246319	14506	" " " 246365
246320	14507	" " " 246366
246321	14507	" " " 246367
200106E	12311	" " Screw (2)
200075E	14006	" " Support Screw
201535E	14006	" " " " Nut
203233	14024	" Driving Cam with 200382C and 200437C
204192	14024	Feed Driving Cam Fork Lever with 204195 and 204293
204193	14024	Feed Driving Cam Fork Lever Con- nection with 200668C and 201525E
204194	12306	Feed Driving Cam Fork Lever Con- nection Clamp with 200031F
200031F	12311	Feed Driving Cam Fork Lever Con- nection Clamp Pinch Screw
200668C	14006	Feed Driving Cam Fork Lever Con- nection Clamp Screw Stud
201525E	14006	Feed Driving Cam Fork Lever Con- nection Clamp Screw Stud ..
200002E	14006	Feed Driving Cam Fork Lever Con- nection Hinge Screw
201522E	14025	Feed Driving Cam Fork Lever Con- nection Hinge Screw Nut

No.	Plate	Name
*204195	—	Feed Driving Cam Fork Lever Shaft
204197	12306	Feed Driving Cam Fork Lever Shaft Collar with 200113F
200113F	12308	Feed Driving Cam Fork Lever Shaft Collar Set Screw
204293	12308	Feed Driving Cam Fork Lever Shaft Position Pin
204196	12307	Feed Driving Cam Fork Lever Shaft Sleeve (split)
200043C	12311	Feed Driving Cam Fork Lever Shaft Sleeve Set Screw
201524E	14006	Feed Driving Cam Fork Lever Shaft Sleeve Set Screw Nut
204198	—	Feed Driving Cam Fork Lever com- plete, Nos. 204192 and 204194 ..
200437C	12311	Feed Driving Cam Position Screw
200382C	14025	" " " Set Screw
204199	14008	" " Rock Shaft
206554	—	" " " " 204199 with 200002E, 201522E and 204193
202305	12307	Feed Driving Rock Shaft Center (2)
200043C	12311	" " " " " Set Screw (2)
204200	14025	Feed Driving Rock Shaft Crank with 204189 (on left side) and two 200383C
200383C	12311	Feed Driving Rock Shaft Crank Set Screw
213007	14025	Feed Lifting Cam with 202126
204202	12308	" " " Fork with 200027E
200027E	14025	" " " " Pinch Screw
202126	12308	" " " Position Pin ...
200045E	14025	" " " Screw
203305	14024	" " Rock Shaft
203315	—	" " " " 203305 with 203238
202305	12307	Feed Lifting Rock Shaft Center (2)
200043C	12307	" " " " " Set Screw (2)
202276	12308	Feed Lifting Rock Shaft Slide Block
203238	12308	Feed Lifting Rock Shaft Slide Block 202276 with 200243E and 201531E
200243E	14025	Feed Lifting Rock Shaft Slide Block Hinge Screw
201531E	12308	Feed Lifting Rock Shaft Slide Block Hinge Screw Nut

No.	Plate	Name
204206	12306	Feed Regulating Handle
204288	—	" " " 204206 with 200098F, 202622, 204208, 204209, 204213, 204289 and 204925
204208	12307	Feed Regulating Handle Adjustable Stop
200098F	12307	Feed Regulating Handle Adjustable Stop Screw
204925	12306	Feed Regulating Handle Adjustable Stop Screw Washer
204209	12307	Feed Regulating Handle Position Pin
204289	14024	Feed Regulating Handle Shaft
204211	12306	" " " " Crank with 200098F
204212	12307	Feed Regulating Handle Shaft Crank Link
200271E	12311	Feed Regulating Handle Shaft Crank Link Hinge Screw (lower)
200291E	12307	Feed Regulating Handle Shaft Crank Link Hinge Screw (upper)
200098F	12307	Feed Regulating Handle Shaft Crank Set Screw
204213	12307	Feed Regulating Handle Shaft Sleeve (split)
200362c	12311	Feed Regulating Handle Shaft Sleeve Set Screw
202622	12306	Feed Regulating Handle Shaft Sleeve Washer
202036	14025	Feed Regulating Handle Stop Pin
204298	—	Feed Regulating Handle complete, Nos. 200291E, 204211, 204212 and 204288
246081	14008	Foot Lifter Lifting Lever
200262H	12306	" " " " Hinge Screw
227308	14008	Foot Lifter Lifting Lever Rod with 202302
204126	14025	Foot Lifter Lifting Lever Rod Clamp with two 200530c
227316	12388	Foot Lifter Lifting Lever Rod Clamp Hook
227576	12388	Foot Lifter Lifting Lever Rod Clamp Hook 227316 with 204126
200530c	14025	Foot Lifter Lifting Lever Rod Clamp Set Screw
202302	12306	Foot Lifter Lifting Lever Rod Cotter Pin
206628	12388	Foot Lifter Lifting Lever Rod Spring

No.	Plate	Name
227227	12388	Foot Lifter Lifting Lever Rod Spring Collar with 200113F
200113F	12308	Foot Lifter Lifting Lever Rod Spring Collar Set Screw
*203463	—	Hook (sewing)
203464	12250	" 203463 with 201253F, 201376F and 203251
203465	12250	Hook and Bobbin Case complete, Nos. 203217 and 203464
203241	11007	Hook Bevel Gear Socket, 24 teeth
200555H	11007	" " " " Screw ..
203242	11007	" " Pinion, 24 teeth, with two 200383c (2)
200383c	12311	Hook Bevel Pinion Set Screw
203306	14024	" Counter Shaft
203244	11007	" " " Collar with two 200393c
200393c	11007	Hook Counter Shaft Collar Set Screw
203245	11007	Hook Counter Shaft Driving Gear, 44 teeth, with 200362c and 200439c
213157	—	Hook Counter Shaft Driving Gear 203245 with 200045E and 213007..
200439c	12311	Hook Counter Shaft Driving Gear Position Screw
200362c	12311	Hook Counter Shaft Driving Gear Set Screw
203246	11007	Hook Counter Shaft Gear, 22 teeth, with two 200383c
200383c	12311	Hook Counter Shaft Gear Set Screw
202299	—	Hook Counter Shaft Oil Packing (wick)
200840E	11007	Hook Counter Shaft Oil Packing (wick) Stop Screw
203247	14008	Hook Driving Shaft
203248	14024	" " " Bearing with 202299
202299	—	Hook Driving Shaft Bearing Oil Packing (wick)
202126	12308	Hook Driving Shaft Bearing Posi- tion Pin
200516E	12311	Hook Driving Shaft Bearing Screw
203249	11007	" " " Bushing (eccen- tric)
202299	—	Hook Driving Shaft Bushing Oil Packing (wick)
200362c	12311	Hook Driving Shaft Bushing Set Screw

No.	Plate	Name
213141	14025	Hook Driving Shaft Collar with two 200393c
200393c	11007	Hook Driving Shaft Collar Set Screw
203251	12250	Hook Gib
201376F	14025	" " Hinge Screw
201253F	14025	" " Screw
203307	11242	" Saddle (left or right) with 202299
202299	—	Hook Saddle Oil Packing (wick)..
200006E	11007	" " Screw (4)
225585	11007	" " Washer (4)
203718	12250	" Washer
203468	11242	Hook Saddle complete, Nos. 200555u, 203241, 203307, 203465 and 203718
203469	—	Hook Saddle Combination (left and right) compete, Nos. two 203468
246006	14025	Intermediate Idler Gear
246007	14025	" " " Locking Lever
201266H	14025	Intermediate Idler Gear Locking Lever Screw
246008	14025	Intermediate Idler Gear Stud
200379c	14025	" " " " Set Screw
231390	14024	Needle Bar (hollow)
204248	12307	" " Connecting Link
200658c	12307	" " " " Hinge Screw Stud
201519E	12307	Needle Bar Connecting Link Hinge Screw Stud Nut
204249	12308	Needle Bar Connecting Stud with 200072c and 202277
202277	—	Needle Bar Connecting Stud Oil Packing (wick)
200072c	12308	Needle Bar Connecting Stud Pinch Screw
204327	12306	Needle Bar Packing Washer (felt) (2)
200867E	14025	Needle Bar Screw Bushing (2) ...
246386	14025	" Holder, in gauges from $\frac{1}{4}$ to $\frac{1}{2}$ in., in steps of $\frac{1}{8}$ in., with 200141F, 200389c and 201030F ..
201030F	14025	Needle Holder Screw
200389c	14025	" Set Screw (left)
200141F	14025	" " " (right)
231390	14024	Presser Bar
204252	12308	" " Lifter
200550c	12311	" " " Hinge Screw ...

No.	Plate	Name
204455	14025	Presser Bar Lifting Bracket with 200387c
204254	12307	Presser Bar Lifting Bracket Position Guide
200333c	14025	Presser Bar Lifting Bracket Position Guide Set Screw
200387c	14025	Presser Bar Lifting Bracket Set Screw
204327	12306	Presser Bar Packing Washer (felt)
200867E	14025	" " Screw Bushing (lower)
204258	14503	" " Spring
200493B	14503	" " Thumb Screw (pressure regulating)
304010	14503	Punch
246331	14504	" Bar
246332	—	" " 246331 with 200054E and 246338
246333	14504	Punch Bar Bell Crank with 246334
246334	14503	" " " " Bearing
350194c	14503	" " " " Driving Screw Stud
201525E	14006	Punch Bar Bell Crank Driving Screw Stud Nut
200391c	14503	Punch Bar Bell Crank Position Screw
246335	14504	Punch Bar Driving Cam
246336	—	" " " " 246335 with 235380, 235404, 246089 and two 200946E
235380	14503	Punch Bar Driving Cam Gear
235404	14503	" " " " " Position Pin
200946E	14503	Punch Bar Driving Cam Gear Screw
246089	—	" " " " Oil Packing (felt)
204246	14503	Punch Bar Driving Cam Position Collar with two 200383c
200383c	12311	Punch Bar Driving Cam Position Collar Set Screw
201871	14503	Punch Bar Driving Cam Roller
201975	14503	" " " " " " 201871 with 350195c
350195c	—	Punch Bar Driving Cam Roller Screw Stud
201525E	14006	Punch Bar Driving Cam Roller Screw Stud Nut
246337	14503	Punch Bar Position Plate (2)
756D	14503	" " " " Screw (4)
200465F	14503	" " Stop Screw

No.	Plate	Name
201540E	14503	Punch Bar Stop Screw Nut
246505	14503	" Holder with 304010
350131c	14503	" " Adjusting Thumb Screw
201177D	14503	" " " " " "
		Pinch Screw
246338	14503	Punch Holder Bracket with 201177D and 350131c
200054E	14006	Punch Holder Bracket Screw
193F	14503	" " Screw
201928	14505	Roller Presser, 1½ in. diam., ⅜ in. face (fine)
201929	—	Roller Presser 201928 with 1528J, 1766c, 50553c and twenty-four 16232
246339	14505	Roller Presser Arm
246340	—	" " " 246339 with 201929
202560	14505	Roller Presser Arm Bracket (swing)
246341	14505	" " " " Bar with 201030F
201030F	14025	Roller Presser Arm Bracket Bar Screw
200675c	14505	Roller Presser Arm Bracket Posi- tion Screw Stud
202558	14505	Roller Presser Arm Bracket Spring
229370	—	" " " " " "
		Stop and Back Needle Guard Hol- der
229371	14505	Roller Presser Arm Bracket Spring Stop and Back Needle Guard Hol- der 229370 with 200350H, 201317F and 226220
200350H	14505	Roller Presser Arm Bracket Spring Stop and Back Needle Guard Hol- der Adjusting Screw
200141F	14025	Roller Presser Arm Bracket Spring Stop and Back Needle Guard Hol- der Set Screw
200082D	10881	Roller Presser Arm Screw, for gauges ¼ and ⅜ inch
200077D	14505	Roller Presser Arm Screw, for gauges ⅜ and ⅝ inch
200064D	14505	Roller Presser Arm Screw, for ¼ in. gauge
229744	14505	Roller Presser Arm Shim, ⅜ in. thick
229745	14505	Roller Presser Arm Shim, ⅝ in. thick
202760	14505	Roller Presser Arm Shim, ⅞ in. thick

No.	Plate	Name
16232	—	Roller Presser Ball, ⅜ in. diameter
1766c	14505	" " " Cone
50553c	14505	" " Hinge Screw
1528J	14505	" " " " Nut
246342	14505	" " Needle Guard (back), in ¼ in. gauge
246343	14505	Roller Presser Needle Guard (back), in ⅝ in. gauge
246344	14505	Roller Presser Needle Guard (back), in ⅞ in. gauge
246345	14505	Roller Presser Needle Guard (back), in ⅝ in. gauge
246346	14505	Roller Presser Needle Guard (back), in ¼ in. gauge
201317F	14505	Roller Presser Needle Guard (back) Clamp Screw
226220	14505	Roller Presser Needle Guard (back) Clamp Screw Washer
246351	—	Roller Presser complete, in ¼ in. gauge, Nos. 200082D, 200675c, 202558, 202560, 202760, 229371, 246340 to 246342 and two 200141F
246352	—	Roller Presser complete, in ⅝ in. gauge, Nos. 200082D, 200675c, 202558, 202560, 202760, 229371, 229744, 246340, 246341, 246343 and two 200141F
246353	14505	Roller Presser complete, in ⅞ in. gauge, Nos. 200077D, 200675c, 202558, 202560, 202760, 229371, 229745, 246340, 246341, 246344 and two 200141F
246354	—	Roller Presser complete, in ⅝ in. gauge, Nos. 200077D, 200675c, 202558, 202560, 202760, 229371, 229744, 229745, 246340, 246341, 246345 and two 200141F
246355	—	Roller Presser complete, in ¼ in. gauge, Nos. 200064D, 200675c, 202558, 202560, 229371, 246340, 246341, 246346, two each 200141F and 202760
246067	13131	Stitch Change Gear with 200378c..
246068	13131	" " " Bracket with 200379c
200205F	14503	Stitch Change Gear Bracket Screw (3)
246069	13131	Stitch Change Gear Bracket Shaft
203250	11007	" " " " " "
		Collar with two 200393c

No.	Plate	Name
200393c	11007	Stitch Change Gear Bracket Shaft Collar Set Screw
246387	14503	Stitch Change Gear Bracket Shaft Driving Gear
246070	13131	Stitch Change Gear Bracket Shaft Gear with 200439c and 201421c ..
246360	14008	Stitch Change Gear Bracket Shaft Gear Guard with 202423 and two 209347c
200347c	14503	Stitch Change Gear Bracket Shaft Gear Guard Set Screw
200439c	12311	Stitch Change Gear Bracket Shaft Gear Position Screw
201421c	14503	Stitch Change Gear Bracket Shaft Gear Set Screw
246072	13131	Stitch Change Gear Guard
200078E	12307	" " " " Screw (2)
231433	14503	" " " Key
200378c	12311	" " " Set Screw ..
213006	13131	Take-up Cam with 200335c, 200383c, 200430c, 200658c and 201519E ..
203172	12307	Take-up Cam Friction Washer ...
200430c	12311	" " Position Screw
200383c	12311	" " " " Check Screw
200335c	12311	Take-up Cam Set Screw
203311	14508	" Lever
221454	—	" " 203311 with 204263 ..
204263	14508	" " Bearing with 204264 ..
204264	12306	" " " Position Pin ...
200042F	12311	" " " Screw
201816	12307	" " Roller
203312	—	Take-up Lever complete, Nos. 200042F, 201816 and 221454
202402	12311	Tension Disc
202090	12309	" " Position Pin
204555	14508	" Release Lever
200309E	12309	" " " Screw
202075	12309	" " Plunger
246361	14508	" " Slide
204457	14508	" " " Spring
202407	10881	" Spring
200632B	12309	" Stud
200397H	12309	" " Set Screw
201572B	10881	" Thumb Nut
204271	12309	" Washer
204272	12309	Tension complete, Nos. 200632B, 201572B, 202075, 202407, 204271 and two 202402

No.	Plate	Name
246362	14508	Thread Controller Adjusting Collar with 200684H
200684H	12308	Thread Controller Adjusting Collar Screw
204274	12309	Thread Controller Plate
200577H	12311	" " " Screw
202098	12309	" " Roller
204275	12309	" " " Guard
202084	14508	" " " Washer
200309c	12309	" " " Screw
204276	12309	" " Spring
204333	12309	" " " Guard
200581H	12309	" " " " Screw ..
204277	12309	" " " Stop
204278	12309	" " " " Driving Gear
200319c	12309	Thread Controller Spring Stop Driving Gear Hinge Screw
200135E	12309	Thread Controller Spring Stop Screw
204279	12309	Thread Controller Spring Stud with 204925
200366H	12309	Thread Controller Spring Stud Set Screw
204925	12306	Thread Controller Spring Stud Washer
205987	12309	Thread Controller complete, Nos. 200300c, 200581H, 202084, 202098, 204274, 204275 and 204333
204280	12309	Thread Controller and Spring complete, Nos. 204276 and 205987 ..
204459	14508	Thread Guide
203313	14508	" " "
204329	—	" Oiler (felt)
204330	14508	" " Bracket with 204329 ..
200113F	12308	" " " Screw
204281	12309	" Retainer Guide Wire
202091	12309	" " Sleeve
202092	12309	" " Spring
204058	12309	" " Stud
200368H	12309	" " " Set Screw
204059	12309	Thread Retainer complete, Nos. 202091, 202092 and 204058
246080	14506	Throat Plate, 50 needle hole, in $\frac{3}{8}$ in. gauge, with 246079, for 212209
246364	14506	Throat Plate, 50 needle hole, in $\frac{3}{8}$ in. gauge, with 246074, for 246318
246365	14506	Throat Plate, 50 needle hole, in $\frac{3}{8}$ in. gauge, with 246074, for 246319

No.	Plate	Name
246366	14507	Throat Plate, 50 needle hole, in $\frac{3}{8}$ in. gauge, with 246377, for 246320
246367	14507	Throat Plate, 50 needle hole, in $\frac{1}{4}$ in. gauge, with 246378, for 246321
200161D	14006	Throat Plate Clamp Screw
246074	14507	" " Plug (brass)
246079	14507	" " " "
246377	14507	" " " "
246378	14507	" " " "
202062	12308	" " Position Pin
200577II	12311	" " Screw

MACHINE No. 22w72

DROP FEED. ROLLER PRESSER

For Stitching and Perforating Leather Shoe Tips, etc.

In gauges from $\frac{1}{8}$ to $\frac{1}{4}$ inch

Perforates at every second or third stitch

Same as Machine No. 22w71 with the following exceptions:

No.	Plate	Name
246314	—	Blower complete, Nos. 200333c, 201515E, 201524E, 206963, 210805, 246205, 246207 to 246209, 246308, 246310 to 246313, 246360 and 246385 (not used)
200362c	12311	Presser Bar Lifting Bracket Position Guide Screw, in place of 200333c
246471	14008	Stitch Change Gear Bracket Shaft Gear Guard with two 200347c, in place of 246360

MACHINE No. 22w73

DROP FEED. ROLLER PRESSER

For Stitching and Perforating Leather Shoe Tips, etc.

In gauges from $\frac{1}{8}$ to $\frac{1}{4}$ inch

Perforates at every fourth or fifth stitch

Same as Machine No. 22w71 with the following exceptions:

No.	Plate	Name
246481	—	Balance Wheel complete, Nos. 246259, 246307 and two 200352c, in place of 246308
246482	—	Blower complete, Nos. 200333c, 201515E, 201524E, 206963, 210805, 246205, 246207 to 246209, 246310 to 246313, 246360, 246385 and 246481, in place of 246314
246253	14025	Intermediate Idler Gear, in place of 246006
304001	—	Punch
304013	—	"
246712	—	" Holder with 304013 and two 304001, in place of 246505
246258	14504	Stitch Change Gear with 200378c, in place of 246067
246259	14504	Stitch Change Gear Bracket Shaft Driving Gear, in place of 246387
246260	14504	Stitch Change Gear Bracket Shaft Gear with 200439c and 201421c, in place of 246070

MACHINE No. 22w74

DROP FEED. ROLLER PRESSER

For Stitching and Perforating Leather Shoe Tips, etc.

In gauges from $\frac{1}{8}$ to $\frac{1}{4}$ inch

Perforates at every fourth or fifth stitch

Same as Machine No. 22w71 with the following exceptions:

No.	Plate	Name
246481	—	Balance Wheel complete, Nos. 246259, 246307 and two 200352c, in place of 246308
246314	—	Blower complete, Nos. 200333c, 201515E, 201524E, 206963, 210805, 246205, 246207 to 246209, 246308, 246310 to 246313, 246360 and 246385 (not used)
246253	14025	Intermediate Idler Gear, in place of 246006
200362c	12311	Presser Bar Lifting Bracket Position Guide Set Screw, in place of 200333c
304001	—	Punch
304013	—	"
246712	—	" Holder with 304013 and two 304001, in place of 246505
246258	14504	Stitch Change Gear with 200378c, in place of 246067
246259	14504	Stitch Change Gear Bracket Shaft Driving Gear, in place of 246387
246260	14504	Stitch Change Gear Bracket Shaft Gear with 200439c and 201421c, in place of 246070
246471	14008	Stitch Change Gear Bracket Shaft Gear Guard with two 200347c, in place of 246360

ACCESSORIES

FOR MACHINES NOS. 22w71 AND 22w72

No.	Plate	Name
203208	12250	Bobbin (10)
*225482	—	" Case Screw Driver Blade ..
*225483	—	" " " " Handle ..
225497	14383	Bobbin Case Screw Driver complete, Nos. 225482 and 225483 ...
304010	14503	Punch (15)
304304	14503	" Remover
4822	14508	Roller Presser Hinge Screw Nut Wrench
246074	14507	Throat Plate Plug (brass) (5) ...
128 x 4	—	Needles, four each, sizes 11, 12 and 13
228213	—	Drip Pan with four wood screws $\frac{1}{2}$ in., No. 5
41400	14383	Machine Rest Pin (wood)
120342	14383	Oiler (copper plated) with 120343
120343	14383	" Spout, $3\frac{1}{2}$ in. long
*225484	—	Screw Driver Blade
*225485	—	" " Handle
225498	14383	Screw Driver complete ($7\frac{1}{4}$ in. long), Nos. 225484 and 225485 ..
225554	14383	Wrench (steel)

BOBBIN WINDER

Swing Automatic, Right Hand

225453	10884	Frame with 202277 and 225438
225454	10884	" Hinge Pin
202277	—	" Oil Packing (wick)
225438	10884	" " Well Cap
225455	10884	" Spring
225456	10884	" " Plunger
202473	10885	Pulley with 200380c
200380c	14508	" Set Screw
225381	10884	Spindle
225444	10884	Stop Latch
200056E	10884	" " Screw
225458	10884	" " Thumb Lever
225459	10884	" " " " Hinge Stud
225460	10884	" " " " Joint Stud
202478	10884	" " Trip Lever
200299H	10884	" " " " Hinge Screw

No.	Plate	Name
225461	10881	Tension Bracket with 201499B
200082D	10881	" " Screw
228026	10881	" " " Washer
2102	10881	" Disc
202407	10881	" Spring
201499B	10881	" Stud
201572B	10881	" " Thumb Nut
225462	10881	Bobbin Winder Tension Bracket complete, Nos. 201572B, 202407, 225461 and two 2102
225433	10885	Bobbin Winder and Tension Bracket Base
225382	10885	Universal Bobbin Winder complete, Nos. 200056E, 200082D, 200299H, 202473, 202478, 225381, 225433, 225444, 225453 to 225456, 225458 to 225460, 225462, 228026 and two wood screws $\frac{3}{4}$ in., No. 12, R.H.B.

STARTING TREADLE

260186	14008	Starting Treadle
260187	14008	" " Bracket
260197	14008	" " " 260187 with 260186, 260189, 350005E and two wood screws $1\frac{1}{2}$ in., No. 14
232365	14008	Starting Treadle Chain ($41\frac{1}{2}$ in. long) with two 202784
202784	12388	Starting Treadle Chain Hook
350005E	14508	" " " Screw Eye
260189	14508	" " Hinge Pin

THREAD UNWINDER

225389	14083	Spool Rest (for one spool) with 201018c
225395	14083	Spool Rest (for two spools) with 201018c
225388	14083	Spool Rest Rod
200383c	12311	" " " Set Screw
201018c	14508	" " Set Screw
202490	14083	" Stand with 200383c
225391	14083	Thread Guide
201696J	14508	" " Lock Nut
225392	14083	" " Rod with 208E and 225393
208E	14508	Thread Guide Rod Screw
225393	—	" " " " Washer ..

No.	Plate	Name
225397	14083	Thread Unwinder (for three spools) complete, Nos. 201696.r, 202490, 225388, 225389, 225392, 225395, three each 225391 and wood screws $\frac{3}{8}$ in., No. 12

FOR MACHINES NOS. 22w73 AND 22w74

Same as for No. 22w71 with the following exceptions:

304013	—	Punch
304001	—	"
304301	—	" Remover
304305	—	" "

PUNCHES

No.	Plate	Name
304001	—	Punch, round, diam. of wire .050, diam. of punch end .036
304004	—	Punch, round, diam. of wire .058, diam. of punch end .036
304007	—	Punch, round, diam. of wire .069, diam. of punch end .042
304010	14503	Punch, round, diam. of wire .088, diam. of punch end .047
304012	—	Punch, round, diam. of wire .099, diam. of punch end .052
304013	—	Punch, round, diam. of wire .099, diam. of punch end .054
304014	—	Punch, round, diam. of wire .099, diam. of punch end .075
304016	—	Punch, round, diam. of wire .120, diam. of punch end .079
304019	—	Punch, round, diam. of wire .139, diam. of punch end .090
304025	—	Punch, round, diam. of wire .155, diam. of punch end .112
304080	—	Punch, diamond, diam. of wire .099
304082	—	" " " " " .099
304086	—	" " " " " .155
304089	—	" " " " " .204
304135	—	" triangle, diam. of wire .099..
304136	—	" " " " " .139..
304137	—	" " " " " .120..
304141	—	" " " " " .120..
304170	—	" oblong, diam. of wire .168 ..
304171	—	" " " " " .185 ..
304172	—	" " " " " .281 ..
304062	—	" oval, diam. of wire .120
304180	—	" square, diam. of wire .088 ..
304181	—	" " " " " .120 ..
304182	—	" " " " " .139 ..
304183	—	" " " " " .139 ..
304185	—	" " " " " .155 ..
304101	—	" square diamond, diam. of wire .120

PUNCH HOLDERS

FOR MACHINES NOS. 22w71 AND 22w72

No.	Plate	Name
246501	---	Punch Holder with 304001
246502	---	" " " 304001
246503	---	" " " 304007
246504	---	" " " 304007
246505	14503	" " " 304010
246506	---	" " " 304010
246507	---	" " " 304013
246508	---	" " " 304014
246509	---	" " " 304016
246510	---	" " " 304019
246511	---	" " " 304080
246512	---	" " " 304082
246515	---	" " " 304101
246516	---	" " " 304135
246519	---	" " " 304141
246520	---	" " " 304180
246521	---	" " " 304180
246522	---	" " " 304181
246523	---	" " " 304183
246524	---	" " " 304185
246525	---	" " " 304012
246601	---	" " " 3 0 4 0 0 1 and 304013
246602	---	Punch Holder with 304001 and 304013
246603	---	Punch Holder with 304001 and 304013
246604	---	Punch Holder with 304001 and 304014
246605	---	Punch Holder with 304001 and 304014
246606	---	Punch Holder with 304007 and 304016
246607	---	Punch Holder with 304001 and 304019
246608	---	Punch Holder with 304007 and 304019
246609	---	Punch Holder with 304007 and 304019
246676	---	Punch Holder with two 304001
246677	---	" " " two 304001
246678	---	" " " two 304001

Punch Holders

No.	Plate	Name
246701	---	Punch Holder with three 304001 ..
246702	---	" " " three 304001 ..
246703	---	" " " three 304001 ..
246704	---	" " " 304007 and two 304001
246705	---	Punch Holder with 304007 and two 304001
246706	---	Punch Holder with 304007 and two 304001
246707	---	Punch Holder with 304010 and two 304001
246708	---	Punch Holder with 304010 and two 304001
246709	---	Punch Holder with 304013 and two 304001
246710	---	Punch Holder with 304013 and two 304001
246711	---	Punch Holder with 304013 and two 304001
246712	---	Punch Holder with 304013 and two 304001
246713	---	Punch Holder with 304014 and two 304001
246714	---	Punch Holder with 304014 and two 304001
246715	---	Punch Holder with 304014 and two 304001
246716	---	Punch Holder with 304014 and two 304001
246717	---	Punch Holder with 304014 and two 304001
246718	---	Punch Holder with 304014 and two 304007
246719	---	Punch Holder with 304016 and two 304001
246720	---	Punch Holder with 304016 and two 304001
246721	---	Punch Holder with 304019 and two 304001
246723	---	Punch Holder with 304062 and two 304001
246724	---	Punch Holder with 304082 and two 304001
246725	---	Punch Holder with 304082 and two 304001
246726	---	Punch Holder with 304101 and two 304007
246727	---	Punch Holder with 304181 and two 304001

Punch Holders

No.	Plate	Name
246728	---	Punch Holder with 304182 and two 304001
246731	---	Punch Holder with 304012 and two 304001
246733	---	Punch Holder with 304014 and two 304004
246734	---	Punch Holder with 304181 and two 304007

FOR MACHINES NOS. 22w73 AND 22w74

246513	---	Punch Holder with 304086
246514	---	" " " 304089
246517	---	" " " 304136
246518	---	" " " 304137
246526	---	" " " 304171
246527	---	" " " 304172
246601	---	" " " 3 0 4 0 0 1 and 304013
246602	---	Punch Holder with 304001 and 304013
246604	---	Punch Holder with 304001 and 304014
246606	---	Punch Holder with 304007 and 304016
246607	---	Punch Holder with 304001 and 304019
246610	---	Punch Holder with 304014 and 304025
246611	---	Punch Holder with 304010 and 304025
246701	---	Punch Holder with three 304001 ..
246702	---	" " " three 304001 ..
246703	---	" " " three 304001 ..
246704	---	" " " 304007 and two 304001
246705	---	Punch Holder with 304007 and two 304001
246706	---	Punch Holder with 304007 and two 304001
246707	---	Punch Holder with 304010 and two 304001
246709	---	Punch Holder with 304013 and two 304001
246710	---	Punch Holder with 304013 and two 304001
246711	---	Punch Holder with 304013 and two 304001

Punch Holders

No.	Plate	Name
246712	---	Punch Holder with 304013 and two 304001
246713	---	Punch Holder with 304014 and two 304001
246714	---	Punch Holder with 304014 and two 304001
246715	---	Punch Holder with 304014 and two 304001
246716	---	Punch Holder with 304014 and two 304001
246718	---	Punch Holder with 304014 and two 304007
246719	---	Punch Holder with 304016 and two 304001
246720	---	Punch Holder with 304016 and two 304001
246721	---	Punch Holder with 304019 and two 304001
246722	---	Punch Holder with 304019 and two 304004
246724	---	Punch Holder with 304082 and two 304001
246729	---	Punch Holder with 304025 and two 304004
246730	---	Punch Holder with 304014 and two 304004
246731	---	Punch Holder with 304012 and two 304001
246732	---	Punch Holder with 304170 and two 304004
246733	---	Punch Holder with 304014 and two 304004
246734	---	Punch Holder with 304181 and two 304007
246826	---	Punch Holder with two each 304004 and 304141

Punch Holders

No.	Plate	Name
246728	---	Punch Holder with 304182 and two 304001
246731	---	Punch Holder with 304012 and two 304001
246733	---	Punch Holder with 304014 and two 304004
246734	---	Punch Holder with 304181 and two 304007

FOR MACHINES NOS. 22w73 AND 22w74

246513	---	Punch Holder with 304086
246514	---	" " " 304089
246517	---	" " " 304136
246518	---	" " " 304137
246526	---	" " " 304171
246527	---	" " " 304172
246601	---	" " " 3 0 4 0 0 1 and 304013
246602	---	Punch Holder with 304001 and 304013
246604	---	Punch Holder with 304001 and 304014
246606	---	Punch Holder with 304007 and 304016
246607	---	Punch Holder with 304001 and 304019
246610	---	Punch Holder with 304014 and 304025
246611	---	Punch Holder with 304010 and 304025
246701	---	Punch Holder with three 304001 ..
246702	---	" " " three 304001 ..
246703	---	" " " three 304001 ..
246704	---	" " " 304007 and two 304001
246705	---	Punch Holder with 304007 and two 304001
246706	---	Punch Holder with 304007 and two 304001
246707	---	Punch Holder with 304010 and two 304001
246709	---	Punch Holder with 304013 and two 304001
246710	---	Punch Holder with 304013 and two 304001
246711	---	Punch Holder with 304013 and two 304001

Punch Holders

No.	Plate	Name
246712	---	Punch Holder with 304013 and two 304001
246713	---	Punch Holder with 304014 and two 304001
246714	---	Punch Holder with 304014 and two 304001
246715	---	Punch Holder with 304014 and two 304001
246716	---	Punch Holder with 304014 and two 304001
246718	---	Punch Holder with 304014 and two 304007
246719	---	Punch Holder with 304016 and two 304001
246720	---	Punch Holder with 304016 and two 304001
246721	---	Punch Holder with 304019 and two 304001
246722	---	Punch Holder with 304019 and two 304004
246724	---	Punch Holder with 304082 and two 304001
246729	---	Punch Holder with 304025 and two 304004
246730	---	Punch Holder with 304014 and two 304004
246731	---	Punch Holder with 304012 and two 304001
246732	---	Punch Holder with 304170 and two 304004
246733	---	Punch Holder with 304014 and two 304004
246734	---	Punch Holder with 304181 and two 304007
246826	---	Punch Holder with two each 304004 and 304141

PUNCH REMOVERS

No.	Plate	Name
304301	—	Punch Remover, for 304001
304302	—	" " " 304004
304303	—	" " " 304007
304304	14503	" " " 304010 and 304180; also for removing Throat Plate Plug
304305	—	Punch Remover, for 304012 to 304014, 304080 and 304082
304306	—	Punch Remover, for 304016, 304019, 304062, 304101, 304136, 304137, 304141 and 304181 to 304183
304307	—	Punch Remover, for 304135
304308	—	" " " 304025, 304086 and 304185
304309	—	Punch Remover, for 304170
304310	—	" " " 304171
304311	—	" " " 304089
304314	—	" " " 304172

MISCELLANEOUS PARTS

Used in conjunction with Thread Unwinder

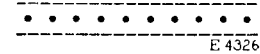
60913	14083	Spool Weight with 60914
60914	—	" " Center Pin
225377	14083	" Wire, for small spools

ILLUSTRATIONS OF PERFORATING DESIGNS

FOR MACHINES NOS. 22w71 AND 22w72

Showing the number of the punch holder and punches necessary to produce each design; also the gauge of machine on which they are to be used.

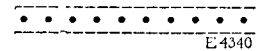
SINGLE PUNCH PERFORATIONS



Punch Holder 246501
Punch 304001
Gauges $\frac{3}{8}$ to $\frac{1}{4}$ in.



Punch Holder 246506
Punch 304010
Gauge $\frac{1}{8}$ in. only



Punch Holder 246502
Punch 304001
Gauge $\frac{1}{8}$ in. only



Punch Holder 246507
Punch 304013
Gauges $\frac{3}{8}$ to $\frac{1}{4}$ in.



Punch Holder 246503
Punch 304007
Gauges $\frac{3}{8}$ to $\frac{1}{4}$ in.



Punch Holder 246508
Punch 304014
Gauges $\frac{3}{8}$ to $\frac{1}{4}$ in.



Punch Holder 246504
Punch 304007
Gauge $\frac{1}{8}$ in. only



Punch Holder 246509
Punch 304016
Gauges $\frac{3}{8}$ to $\frac{1}{4}$ in.



Punch Holder 246505
Punch 304010
Gauges $\frac{3}{8}$ to $\frac{1}{4}$ in.



Punch Holder 246510
Punch 304019
Gauges $\frac{3}{8}$ to $\frac{1}{4}$ in.

SINGLE PUNCH PERFORATIONS—Continued



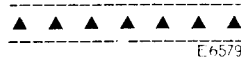
Punch Holder 246411
Punch 304080
Gauges $\frac{1}{16}$ to $\frac{1}{4}$ in.



Punch Holder 246512
Punch 304082
Gauges $\frac{3}{32}$ to $\frac{1}{4}$ in.



Punch Holder 246515
Punch 304101
Gauges $\frac{3}{32}$ to $\frac{1}{4}$ in.



Punch Holder 246516
Punch 304135
Gauges $\frac{3}{32}$ to $\frac{1}{4}$ in.



Punch Holder 246519
Punch 304141
Gauges $\frac{3}{32}$ to $\frac{1}{4}$ in.



Punch Holder 246525
Punch 304012
Gauges $\frac{3}{32}$ to $\frac{1}{4}$ in.



Punch Holder 246520
Punch 304180
Gauges $\frac{3}{32}$ to $\frac{1}{4}$ in.



Punch Holder 246521
Punch 304180
Gauges $\frac{3}{32}$ to $\frac{1}{4}$ in.



Punch Holder 246522
Punch 304181
Gauges $\frac{3}{32}$ to $\frac{1}{4}$ in.



Punch Holder 246523
Punch 304183
Gauges $\frac{3}{32}$ to $\frac{1}{4}$ in.

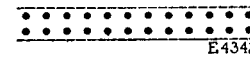


Punch Holder 246524
Punch 304185
Gauges $\frac{1}{16}$ to $\frac{1}{4}$ in.

TWO PUNCH PERFORATIONS

Produced by Machines Nos. 22w71 and 22w72

(Perforating once every two stitches)



Punch Holder 246676
Punch (2) 304001
Gauges $\frac{3}{32}$ to $\frac{1}{4}$ in.



Punch Holder 246677
Punch (2) 304001
Gauges $\frac{3}{32}$ to $\frac{1}{4}$ in.
21 stitches per inch



Punch Holder 246678
Punch (2) 304001
Gauges $\frac{1}{16}$ to $\frac{1}{4}$ in.


TWO PUNCH PERFORATIONS

Produced by Machines Nos. 22w71 and 22w72

(Perforating once every three stitches)




Punch Holder 246601
Small Punch 304001
Large Punch 304013
Gauges $\frac{3}{32}$ to $\frac{1}{4}$ in.
18 $\frac{1}{2}$ stitches per inch



Punch Holder 246604
Small Punch 304001
Large Punch 304014
Gauges $\frac{3}{32}$ to $\frac{1}{4}$ in.
16 stitches per inch



Punch Holder 246602
Small Punch 304001
Large Punch 304013
Gauges $\frac{3}{32}$ to $\frac{1}{4}$ in.
12 stitches per inch



Punch Holder 246605
Small Punch 304001
Large Punch 304014
Gauges $\frac{3}{32}$ to $\frac{1}{4}$ in.
19 stitches per inch



Punch Holder 246603
Small Punch 304001
Large Punch 304013
Gauges $\frac{3}{32}$ to $\frac{1}{4}$ in.
16 stitches per inch



Punch Holder 246606
Small Punch 304007
Large Punch 304016
Gauges $\frac{3}{32}$ to $\frac{1}{4}$ in.
13 stitches per inch

TWO PUNCH PERFORATIONS—Continued



Punch Holder 246607
Small Punch 304001
Large Punch 304019
Gauges $\frac{5}{8}$ to $\frac{1}{4}$ in.
15 stitches per inch



Punch Holder 246608
Small Punch 304007
Large Punch 304019
Gauges $\frac{5}{8}$ to $\frac{1}{4}$ in.
12 stitches per inch




Punch Holder 246609
Small Punch 304007
Large Punch 304019
Gauges $\frac{5}{8}$ to $\frac{1}{4}$ in.
14 stitches per inch

THREE PUNCH PERFORATIONS

Produced by Machines Nos. 22w71 and 22w72


(Perforating once every three stitches)



Punch Holder 246701
Punch (3) 304001
Gauges $\frac{5}{8}$ to $\frac{1}{4}$ in.
19 stitches per inch



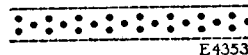
Punch Holder 246704
Small Punch (2) 304001
Large Punch (1) 304007
Gauges $\frac{5}{8}$ to $\frac{1}{4}$ in.
16 stitches per inch



Punch Holder 246702
Punch (3) 304001
Gauges $\frac{5}{8}$ to $\frac{1}{4}$ in.
16 stitches per inch



Punch Holder 246705
Small Punch (2) 304001
Large Punch (1) 304007
Gauges $\frac{5}{8}$ to $\frac{1}{4}$ in.
 $16\frac{1}{2}$ stitches per inch



Punch Holder 246703
Punch (3) 304001
Gauges $\frac{5}{8}$ to $\frac{1}{4}$ in.
19 stitches per inch



Punch Holder 246706
Small Punch (2) 304001
Large Punch (1) 304007
Gauges $\frac{5}{8}$ to $\frac{1}{4}$ in.
19 stitches per inch

THREE PUNCH PERFORATIONS—Continued



Punch Holder 246707
Small Punch (2) 304001
Large Punch (1) 304010
Gauges $\frac{5}{8}$ to $\frac{1}{4}$ in.
16 stitches per inch




Punch Holder 246712
Small Punch (2) 304001
Large Punch (1) 304013
Gauges $\frac{5}{8}$ to $\frac{1}{4}$ in.
16 stitches per inch



Punch Holder 246708
Small Punch (2) 304001
Large Punch (1) 304010
Gauges $\frac{5}{8}$ to $\frac{1}{4}$ in.
18 stitches per inch



Punch Holder 246713
Small Punch (2) 304001
Large Punch (1) 304014
Gauges $\frac{5}{8}$ to $\frac{1}{4}$ in.
12 stitches per inch



Punch Holder 246709
Small Punch (2) 304001
Large Punch (1) 304013
Gauges $\frac{5}{8}$ to $\frac{1}{4}$ in.
12 stitches per inch



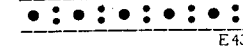
Punch Holder 246714
Small Punch (2) 304001
Large Punch (1) 304014
Gauges $\frac{5}{8}$ to $\frac{1}{4}$ in.
16 stitches per inch



Punch Holder 246710
Small Punch (2) 304001
Large Punch (1) 304013
Gauges $\frac{5}{8}$ to $\frac{1}{4}$ in.
19 stitches per inch



Punch Holder 246715
Small Punch (2) 304001
Large Punch (1) 304014
Gauges $\frac{5}{8}$ to $\frac{1}{4}$ in.
19 stitches per inch



Punch Holder 246711
Small Punch (2) 304001
Large Punch (1) 304013
Gauges $\frac{5}{8}$ to $\frac{1}{4}$ in.
13 stitches per inch




Punch Holder 246716
Small Punch (2) 304001
Large Punch (1) 304014
Gauges $\frac{5}{8}$ to $\frac{1}{4}$ in.
15 stitches per inch

THREE PUNCH PERFORATIONS—Continued



E6575

Punch Holder 246717
Small Punch (2) 304001
Large Punch (1) 304014
Gauges $\frac{3}{8}$ to $\frac{1}{4}$ in.
16 stitches per inch



E6565

Punch Holder 246723
Small Punch (2) 304001
Large Punch (1) 304062
Gauges $\frac{3}{8}$ to $\frac{1}{4}$ in.
15 stitches per inch



E5263

Punch Holder 246718
Small Punch (2) 304007
Large Punch (1) 304014
Gauges $\frac{3}{8}$ to $\frac{1}{4}$ in.
16 stitches per inch



E5259

Punch Holder 246724
Small Punch (2) 304001
Large Punch (1) 304082
Gauges $\frac{3}{8}$ to $\frac{1}{4}$ in.
16 stitches per inch



E4332

Punch Holder 246719
Small Punch (2) 304001
Large Punch (1) 304016
Gauges $\frac{1}{8}$ to $\frac{1}{4}$ in.
13 stitches per inch



E6583

Punch Holder 246725
Small Punch (2) 304001
Large Punch (1) 304082
Gauges $\frac{3}{8}$ to $\frac{1}{4}$ in.
13 stitches per inch



E4337

Punch Holder 246720
Small Punch (2) 304001
Large Punch (1) 304016
Gauges $\frac{3}{8}$ to $\frac{1}{4}$ in.
16 stitches per inch



E6564

Punch Holder 246726
Small Punch (2) 304007
Large Punch (1) 304101
Gauges $\frac{3}{8}$ to $\frac{1}{4}$ in.
15 stitches per inch



E5260

Punch Holder 246721
Small Punch (2) 304001
Large Punch (1) 304019
Gauges $\frac{3}{8}$ to $\frac{1}{4}$ in.
14 stitches per inch



E6577

Punch Holder 246727
Small Punch (2) 304001
Large Punch (1) 304181
Gauges $\frac{3}{8}$ to $\frac{1}{4}$ in.
16 stitches per inch

THREE PUNCH PERFORATIONS—Continued



E6565

Punch Holder 246728
Small Punch (2) 304001
Large Punch (1) 304182
Gauges $\frac{3}{8}$ to $\frac{1}{4}$ in.
15 stitches per inch



E7022

Punch Holder 246733
Small Punch (2) 304004
Large Punch (1) 304014
Gauges $\frac{3}{8}$ and $\frac{1}{4}$ in.
14 stitches per inch



E7025

Punch Holder 246731
Small Punch (2) 304001
Large Punch (1) 304012
Gauges $\frac{3}{8}$ to $\frac{1}{4}$ in.
19 stitches per inch



E7020

Punch Holder 246734
Small Punch (2) 304007
Large Punch (1) 304181
Gauges $\frac{3}{8}$ to $\frac{1}{4}$ in.
15 stitches per inch

SINGLE PUNCH PERFORATIONS

Produced by Machines Nos. 22w73 and 22w74

(Perforating once every four stitches)



E6571

Punch Holder 246513
Punch 304086
Gauges $\frac{3}{8}$ to $\frac{1}{4}$ in.



E6580

Punch Holder 246517
Punch 304136
Gauges $\frac{3}{8}$ to $\frac{1}{4}$ in.



E6574

Punch Holder 246514
Punch 304089
Gauges $\frac{3}{8}$ or $\frac{1}{4}$ in.




E6581

Punch Holder 246518
Punch 304137
Gauges $\frac{3}{8}$ to $\frac{1}{4}$ in.

SINGLE PUNCH PERFORATIONS

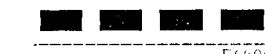
Produced by Machines Nos. 22w73 and 22w74

(Perforating once every five stitches)



E6607

Punch Holder 246526
Punch 304171
Gauges $\frac{1}{8}$ to $\frac{1}{4}$ in.



E6606

Punch Holder 246527
Punch 304172
Gauges $\frac{3}{8}$ or $\frac{1}{4}$ in.

TWO PUNCH PERFORATIONS

Produced by Machines Nos. 22w73 and 22w74


(Perforating once every four stitches)



Punch Holder 246601
Small Punch 304001
Large Punch 304013
Gauges $\frac{3}{8}$ to $\frac{1}{4}$ in.
25 stitches per inch



Punch Holder 246604
Small Punch 304001
Large Punch 304014
Gauges $\frac{3}{8}$ to $\frac{1}{4}$ in.
 $21\frac{1}{2}$ stitches per inch



Punch Holder 246602
Small Punch 304001
Large Punch 304013
Gauges $\frac{3}{8}$ to $\frac{1}{4}$ in.
16 stitches per inch



Punch Holder 246606
Small Punch 304007
Large Punch 303016
Gauges $\frac{3}{8}$ to $\frac{1}{4}$ in.
 $16\frac{1}{2}$ stitches per inch



Punch Holder 246607
Small Punch 304001
Large Punch 304019
Gauges $\frac{3}{8}$ to $\frac{1}{4}$ in.
 $20\frac{1}{2}$ stitches per inch

TWO PUNCH PERFORATIONS

Produced by Machines Nos. 22w73 and 22w74

(Perforating once every five stitches)



Punch Holder 246602
Small Punch 304001
Large Punch 304013
Gauges $\frac{3}{8}$ to $\frac{1}{4}$ in.
20 stitches per inch



Punch Holder 246604
Small Punch 304001
Large Punch 304014
Gauges $\frac{3}{8}$ to $\frac{1}{4}$ in.
20 stitches per inch

TWO PUNCH PERFORATIONS—Continued



Punch Holder 246606
Small Punch 304007
Large Punch 304016
Gauges $\frac{3}{8}$ to $\frac{1}{4}$ in.
22 stitches per inch



Punch Holder 246607
Small Punch 304001
Large Punch 304019
Gauges $\frac{3}{8}$ to $\frac{1}{4}$ in.
25 stitches per inch



Punch Holder 246610
Small Punch 304014
Large Punch 304025
Gauges $\frac{3}{8}$ or $\frac{1}{4}$ in.
16 stitches per inch


THREE PUNCH PERFORATIONS

Produced by Machines Nos. 22w73 and 22w74


(Perforating once every four stitches)



Punch Holder 246701
Punch (3) 304001
Gauges $\frac{3}{8}$ to $\frac{1}{4}$ in.
26 stitches per inch




Punch Holder 246704
Small Punch (2) 304001
Large Punch (1) 304007
Gauges $\frac{3}{8}$ to $\frac{1}{4}$ in.
 $21\frac{1}{2}$ stitches per inch




Punch Holder 246702
Punch (3) 304001
Gauges $\frac{3}{8}$ to $\frac{1}{4}$ in.
 $21\frac{1}{2}$ stitches per inch



Punch Holder 246705
Small Punch (2) 304001
Large Punch (1) 304007
Gauges $\frac{3}{8}$ to $\frac{1}{4}$ in.
22 stitches per inch



Punch Holder 246703
Punch (3) 304001
Gauges $\frac{3}{8}$ to $\frac{1}{4}$ in.
26 stitches per inch



Punch Holder 246706
Small Punch (2) 304001
Large Punch (1) 304007
Gauges $\frac{3}{8}$ to $\frac{1}{4}$ in.
26 stitches per inch

THREE PUNCH PERFORATIONS—Continued



Punch Holder 246707
Small Punch (2) 304001
Large Punch (1) 304010
Gauges $\frac{3}{8}$ to $\frac{1}{4}$ in.
21½ stitches per inch



Punch Holder 246709
Small Punch (2) 304001
Large Punch (1) 304013
Gauges $\frac{3}{8}$ to $\frac{1}{4}$ in.
16 stitches per inch




Punch Holder 246710
Small Punch (2) 304001
Large Punch (1) 304013
Gauges $\frac{3}{8}$ to $\frac{1}{4}$ in.
26 stitches per inch



Punch Holder 246711
Small Punch (2) 304001
Large Punch (1) 304013
Gauges $\frac{3}{8}$ to $\frac{1}{4}$ in.
16½ stitches per inch



Punch Holder 246712
Small Punch (2) 304001
Large Punch (1) 304013
Gauges $\frac{3}{8}$ to $\frac{1}{4}$ in.
21½ stitches per inch



Punch Holder 246713
Small Punch (2) 304001
Large Punch (1) 304014
Gauges $\frac{3}{8}$ to $\frac{1}{4}$ in.
16 stitches per inch



Punch Holder 246714
Small Punch (2) 304001
Large Punch (1) 304014
Gauges $\frac{3}{8}$ to $\frac{1}{4}$ in.
21½ stitches per inch



Punch Holder 246715
Small Punch (2) 304001
Large Punch (1) 304014
Gauges $\frac{3}{8}$ to $\frac{1}{4}$ in.
26 stitches per inch



Punch Holder 246716
Small Punch (2) 304001
Large Punch (1) 304014
Gauges $\frac{3}{8}$ to $\frac{1}{4}$ in.
20½ stitches per inch



Punch Holder 246718
Small Punch (2) 304007
Large Punch (1) 304014
Gauges $\frac{3}{8}$ to $\frac{1}{4}$ in.
21½ stitches per inch

THREE PUNCH PERFORATIONS—Continued



Punch Holder 246719
Small Punch (2) 304001
Large Punch (1) 304016
Gauges $\frac{3}{8}$ to $\frac{1}{4}$ in.
16½ stitches per inch



Punch Holder 246720
Small Punch (2) 304001
Large Punch (1) 304016
Gauges $\frac{3}{8}$ to $\frac{1}{4}$ in.
21½ stitches per inch



Punch Holder 246721
Small Punch (2) 304001
Large Punch (1) 304019
Gauges $\frac{3}{8}$ to $\frac{1}{4}$ in.
18 stitches per inch



Punch Holder 246722
Small Punch (2) 304004
Large Punch (1) 304019
Gauges $\frac{3}{8}$ or $\frac{1}{4}$ in.
16 stitches per inch



Punch Holder 246724
Small Punch (2) 304001
Large Punch (1) 304082
Gauges $\frac{3}{8}$ to $\frac{1}{4}$ in.
21½ stitches per inch



Punch Holder 246731
Small Punch (2) 304001
Large Punch (1) 304012
Gauges $\frac{3}{8}$ to $\frac{1}{4}$ in.
26 stitches per inch



Punch Holder 246733
Small Punch (2) 304004
Large Punch (1) 304014
Gauges $\frac{3}{8}$ and $\frac{1}{4}$ in.
18 stitches per inch




Punch Holder 246734
Small Punch (2) 304007
Large Punch (1) 304181
Gauges $\frac{3}{8}$ to $\frac{1}{4}$ in.
20½ stitches per inch


THREE PUNCH PERFORATIONS

Produced by Machines Nos. 22w73 and 22w74

(Perforating once every five stitches)



Punch Holder 246702
Punch (3) 304001
Gauges $\frac{3}{8}$ to $\frac{1}{4}$ in.
26 stitches per inch



Punch Holder 246704
Small Punch (2) 304001
Large Punch (1) 304007
Gauges $\frac{3}{8}$ to $\frac{1}{4}$ in.
26 stitches per inch

THREE PUNCH PERFORATIONS—Continued



E 5665

Punch Holder 246707
 Small Punch (2) 304001
 Large Punch (1) 304010
 Gauges $\frac{3}{8}$ to $\frac{1}{4}$ in.
 26 stitches per inch



E 7024

Punch Holder 246733
 Small Punch (2) 304004
 Large Punch (1) 304014
 Gauges $\frac{3}{8}$ and $\frac{1}{4}$ in.
 22 $\frac{1}{2}$ stitches per inch



E 5636

Punch Holder 246709
 Small Punch (2) 304001
 Large Punch (1) 304013
 Gauges $\frac{3}{8}$ to $\frac{1}{4}$ in.
 20 stitches per inch



E 5653

Punch Holder 246714
 Small Punch (2) 304001
 Large Punch (1) 304014
 Gauges $\frac{3}{8}$ to $\frac{1}{4}$ in.
 26 stitches per inch



E 5638

Punch Holder 246711
 Small Punch (2) 304001
 Large Punch (1) 304013
 Gauges $\frac{3}{8}$ to $\frac{1}{4}$ in.
 22 stitches per inch



E 5672

Punch Holder 246716
 Small Punch (2) 304001
 Large Punch (1) 304014
 Gauges $\frac{3}{8}$ to $\frac{1}{4}$ in.
 25 stitches per inch



E 5649

Punch Holder 246712
 Small Punch (2) 304001
 Large Punch (1) 304013
 Gauges $\frac{3}{8}$ to $\frac{1}{4}$ in.
 26 stitches per inch



E 5667

Punch Holder 246718
 Small Punch (2) 304007
 Large Punch (1) 304014
 Gauges $\frac{3}{8}$ to $\frac{1}{4}$ in.
 26 stitches per inch



E 5637

Punch Holder 246713
 Small Punch (2) 304001
 Large Punch (1) 304016
 Gauges $\frac{3}{8}$ to $\frac{1}{4}$ in.
 20 stitches per inch



E 5635


Punch Holder 246719
 Small Punch (2) 304001
 Large Punch (1) 304016
 Gauges $\frac{3}{8}$ to $\frac{1}{4}$ in.
 22 stitches per inch

THREE PUNCH PERFORATIONS—Continued



E 6606

Punch Holder 246720
 Small Punch (2) 304001
 Large Punch (1) 304016
 Gauges $\frac{3}{8}$ to $\frac{1}{4}$ in.
 26 stitches per inch



E 5666

Punch Holder 246724
 Small Punch (2) 304001
 Large Punch (1) 304082
 Gauges $\frac{3}{8}$ to $\frac{1}{4}$ in.
 26 stitches per inch



E 5674

Punch Holder 246721
 Small Punch (2) 304001
 Large Punch (1) 304019
 Gauges $\frac{3}{8}$ to $\frac{1}{4}$ in.
 22 $\frac{1}{2}$ stitches per inch



E 7018

Punch Holder 246734
 Small Punch (2) 304004
 Large Punch (1) 304181
 Gauges $\frac{3}{8}$ to $\frac{1}{4}$ in.
 25 stitches per inch

FOUR HOLE PERFORATIONS

Produced by Machines Nos. 22w73 and 22w74

(Perforating once every four stitches)



E 6605

Punch Holder 246826
 Small Punch (2) 304004
 Large Punch (2) 304141
 Gauge $\frac{1}{4}$ in. only
 16 stitches per inch

FOUR HOLE PERFORATIONS

Produced by Machines Nos. 22w73 and 22w74

(Perforating once every five stitches)

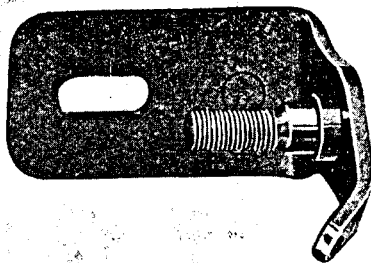


E 6604

Punch Holder 246827
 Small Punch (2) 304004
 Large Punch (2) 304141
 Gauge $\frac{1}{4}$ in. only
 16 stitches per inch

PLATE 10881—FULL SIZE


225461




200082 202104



2102



225462



202407



201499



201572



PLATE 10884—FULL SIZE

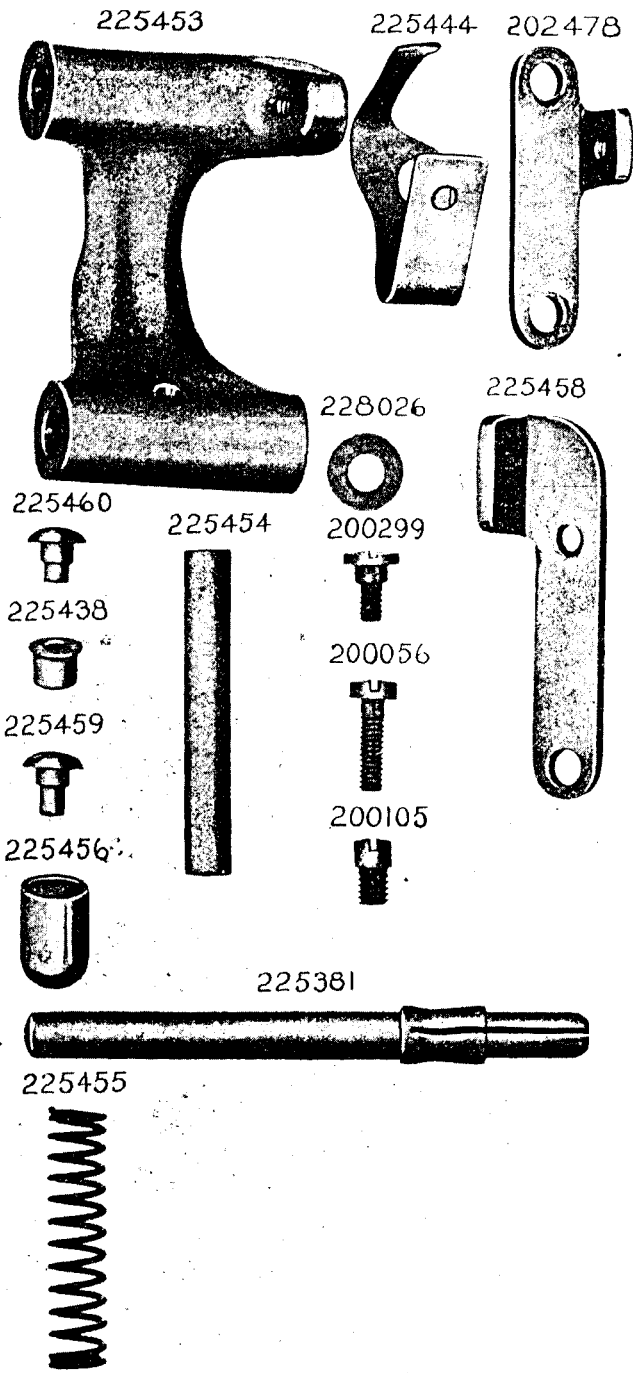


PLATE 10885—ONE-FOURTH SIZE





PLATE 11007—FULL SIZE


203241




200555



203242



203245




203250



200393




203246




200006



203249



225585



203244




200840




PLATE 11242—ONE-HALF SIZE

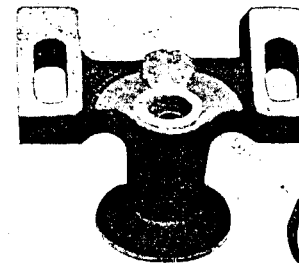
203468



203468



203307



203464



203718



203718



203469

№ 4 OUTFIT

203208



203209



203210



203241




PLATE 12250—FULL SIZE

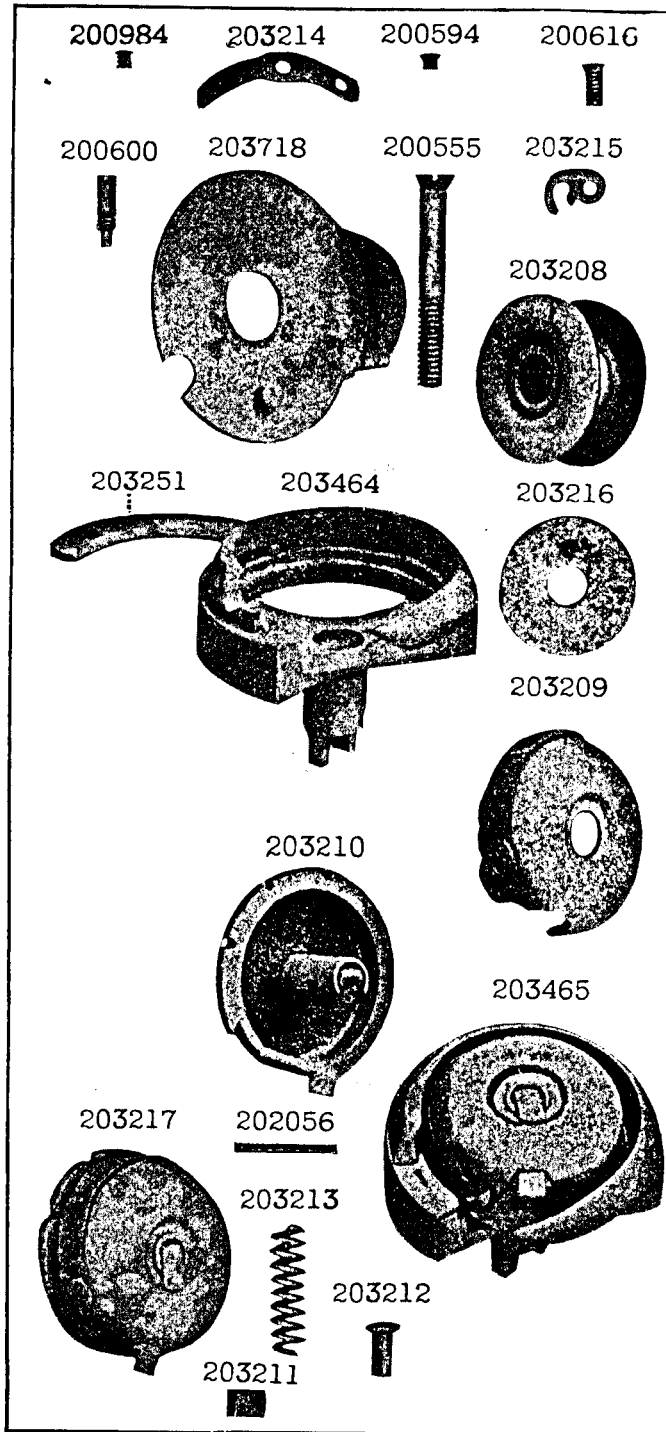


PLATE 12306—FULL SIZE

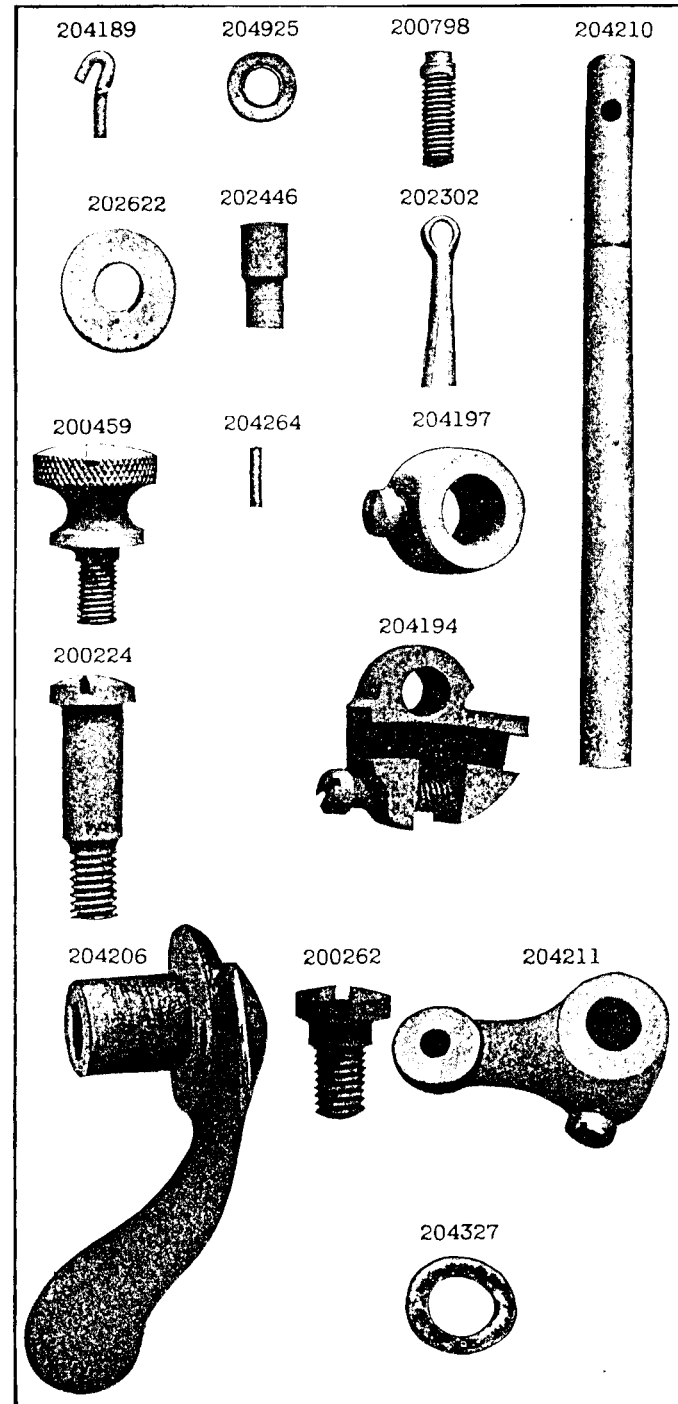


PLATE 12307-FULL SIZE

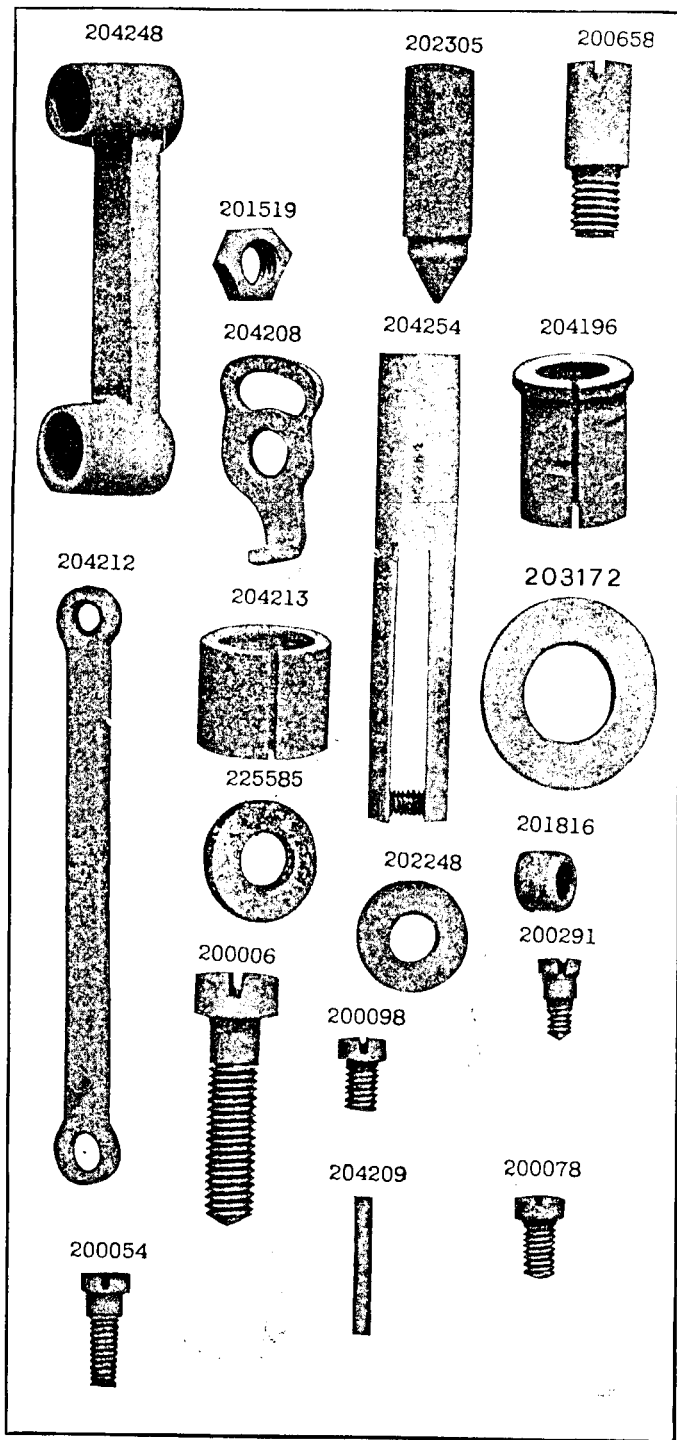


PLATE 12308-FULL SIZE

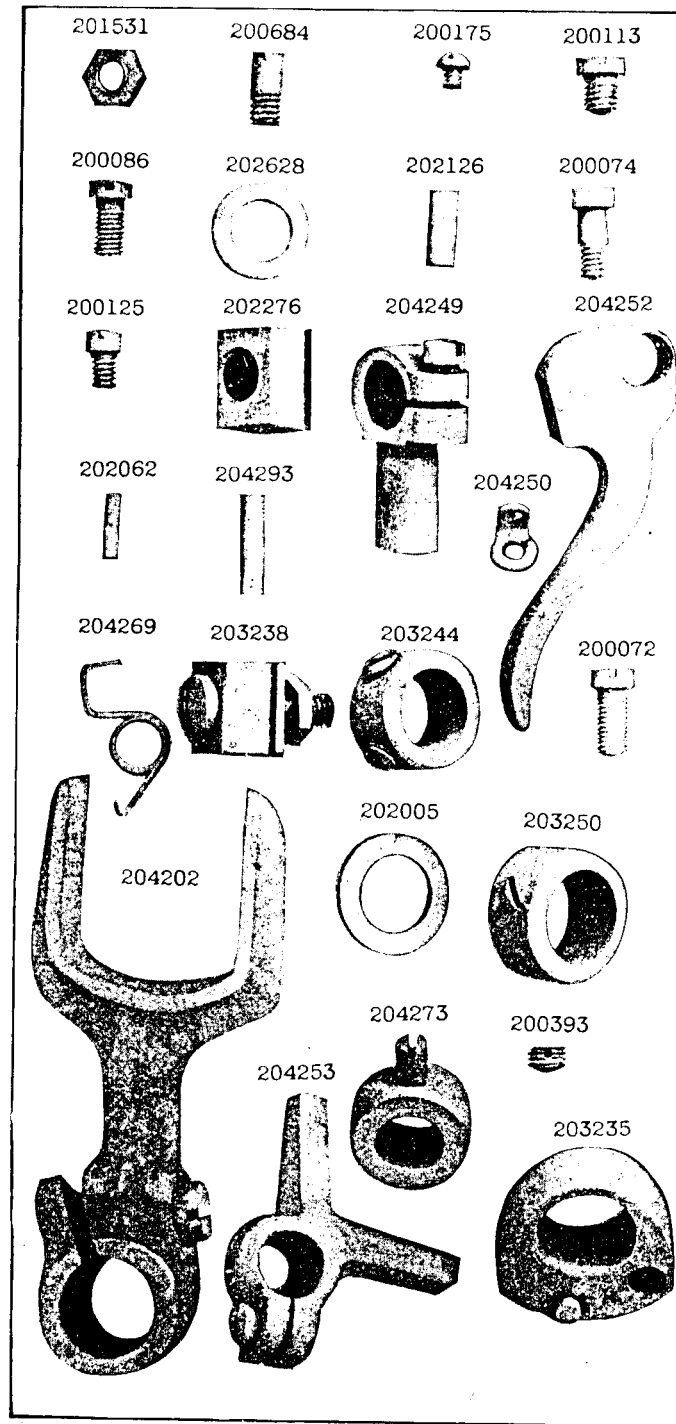


PLATE 12309 -FULL SIZE

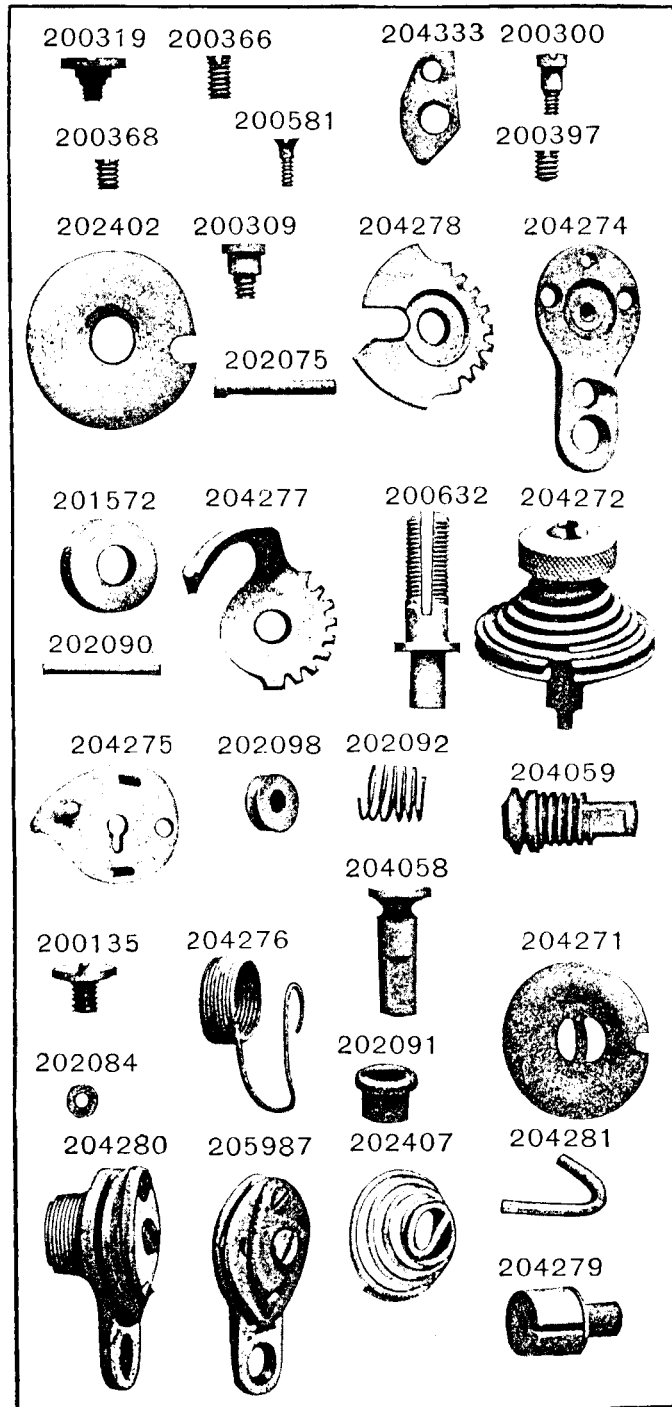


PLATE 12311-FULL SIZE

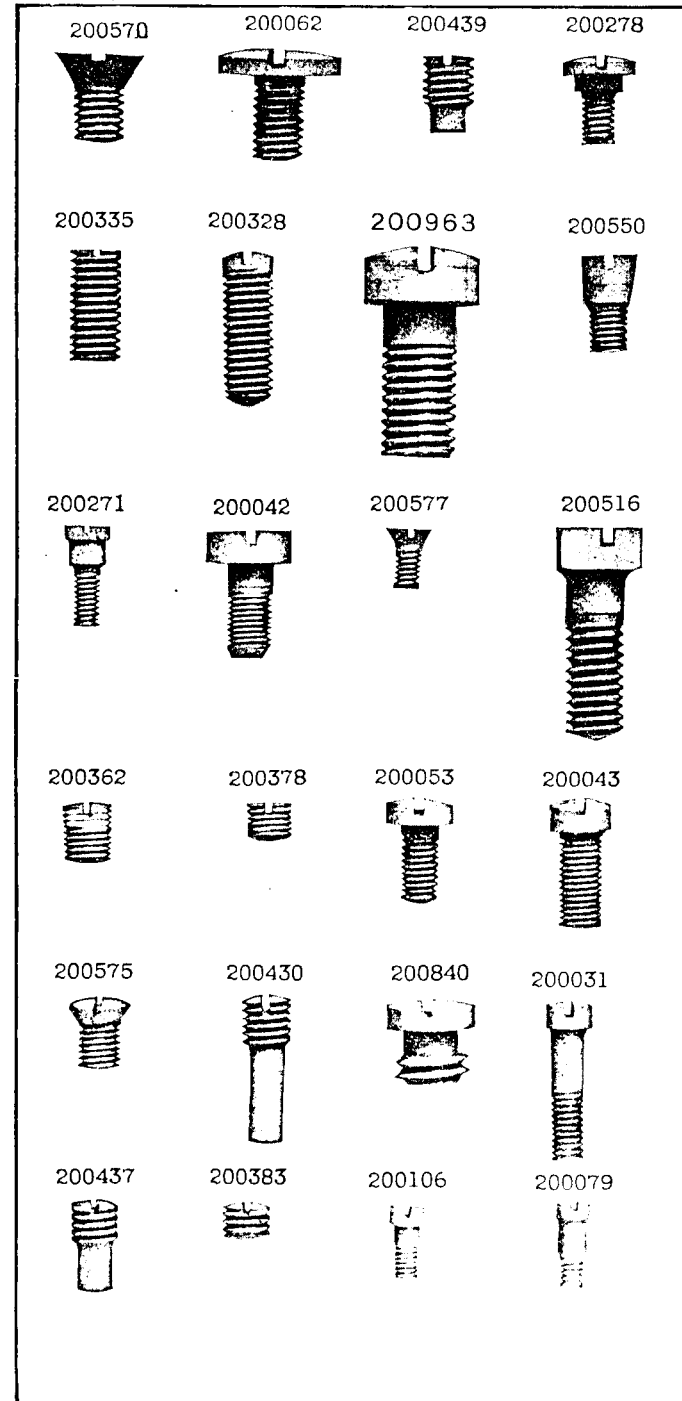


PLATE 12388—FULL SIZE

227227



202784




206628



225016



227576

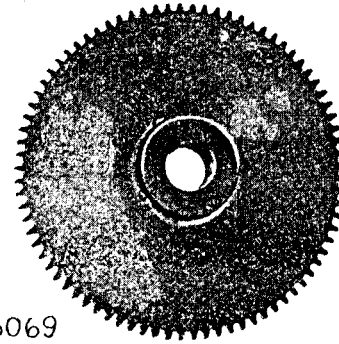


227316



PLATE 13131—ONE-HALF SIZE


246070



246067




246068



246069



246072



213006




PLATE 14006—FULL SIZE

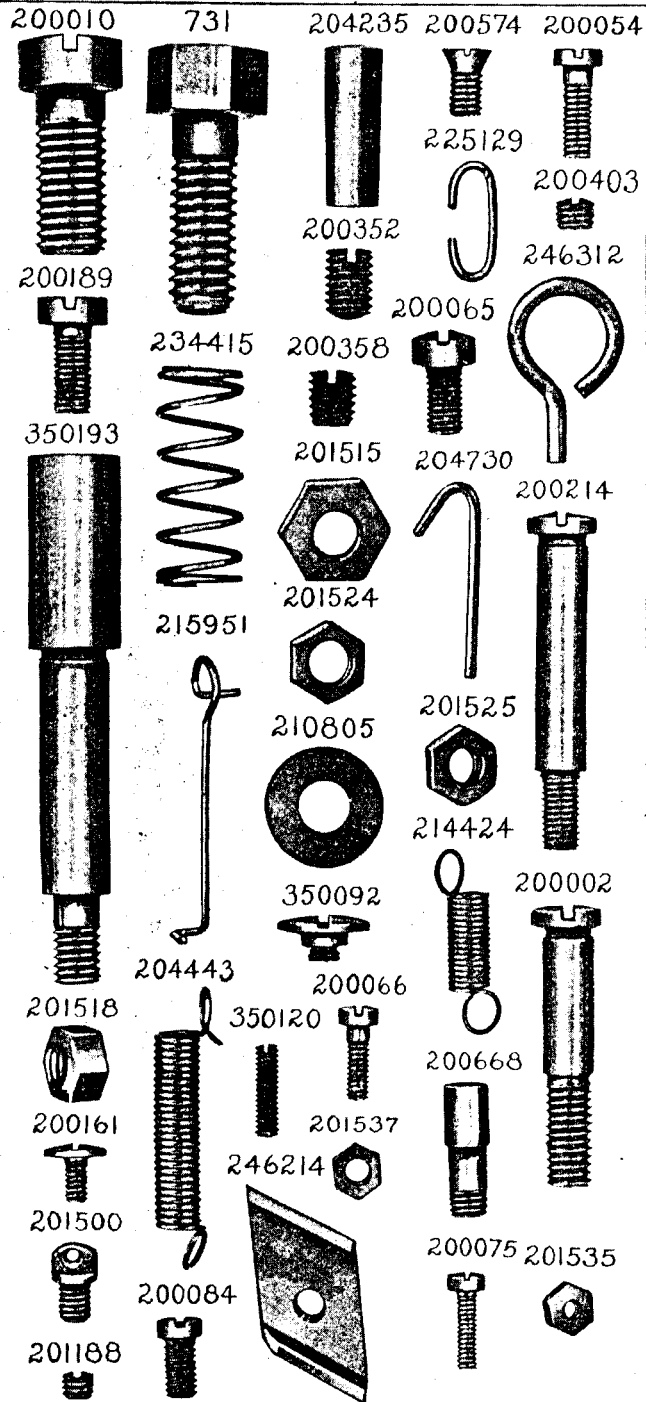


PLATE 14007—ONE-HALF SIZE




PLATE 14008—ONE-FOURTH SIZE

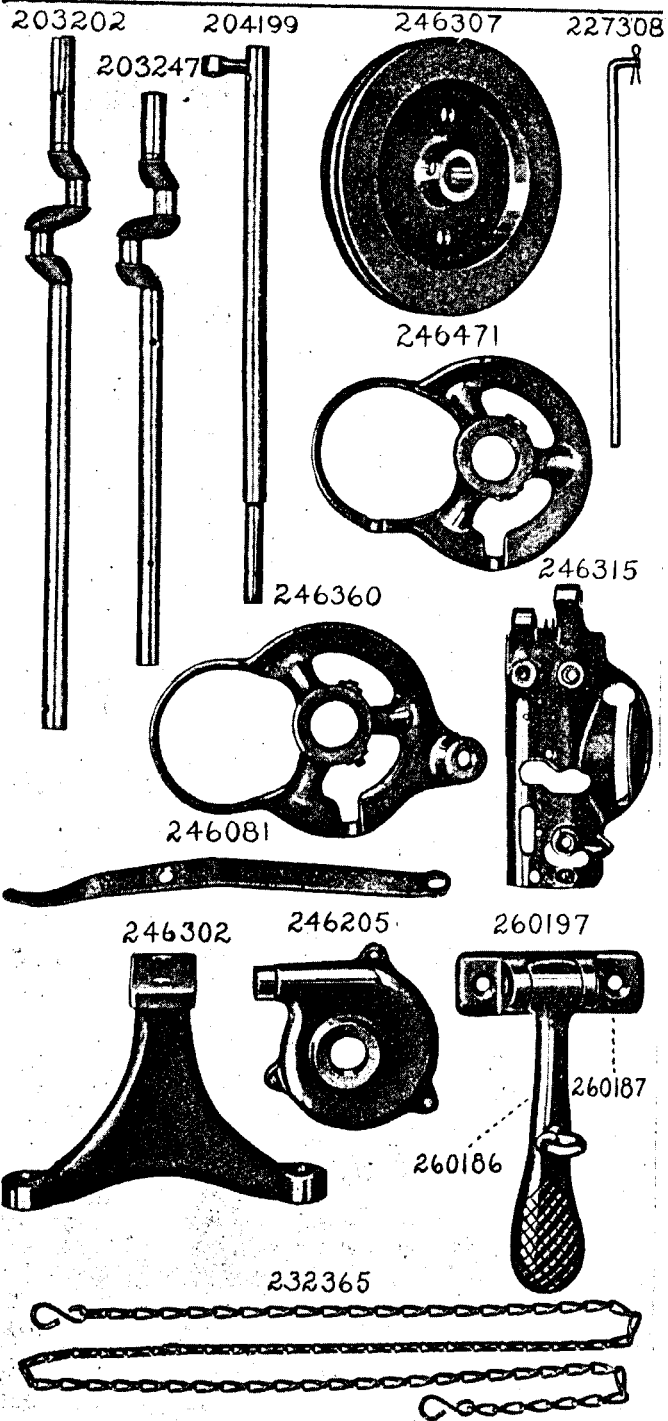


PLATE 14024—ONE-HALF SIZE

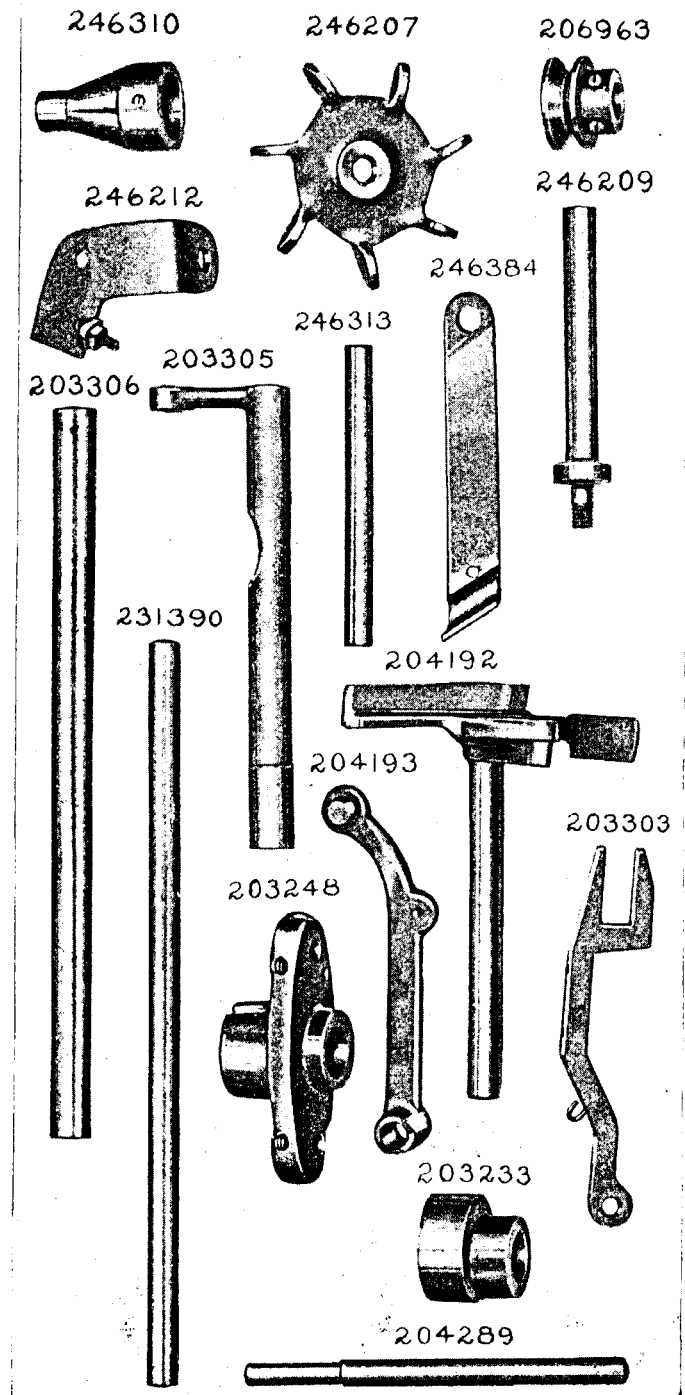


PLATE 14025—FULL SIZE

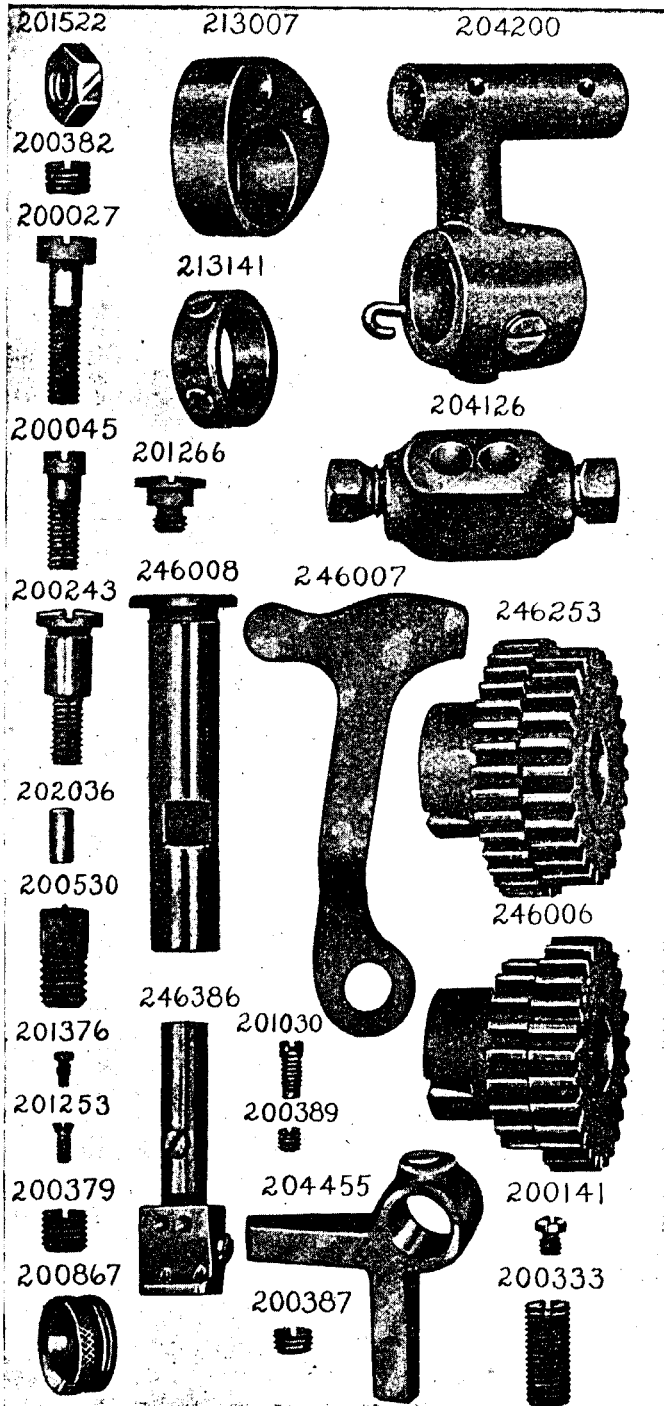


PLATE 14083—ONE-SIXTH SIZE

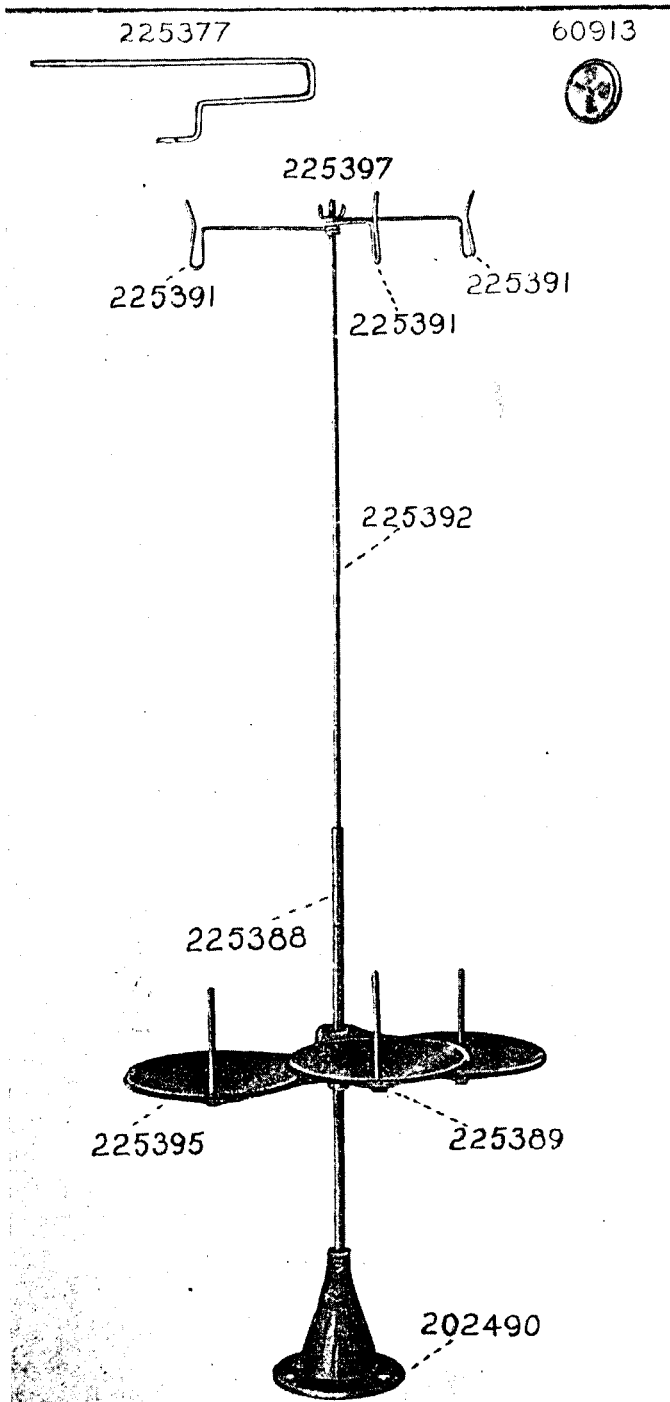


PLATE 14383—ONE-HALF SIZE

225497



225554



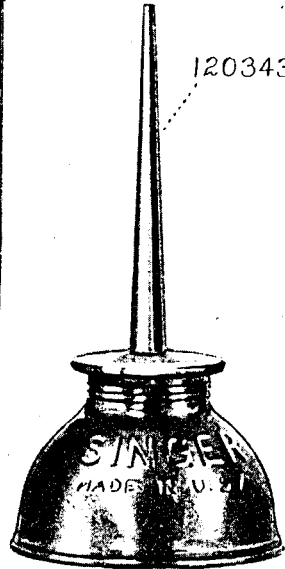
225498



41400



120342



120343

PLATE 14503—FULL SIZE

204258



350194



200391

235404




200946



350131



200205



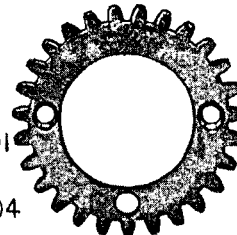
200493




246334



235380



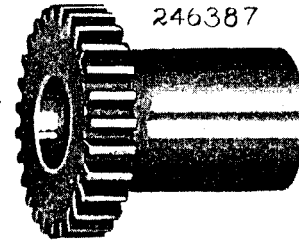
204246



350131

200205

200347



304010



304304




756

200465



246338



246387

246505



201871



246337



201540



201177



193



201421




231433

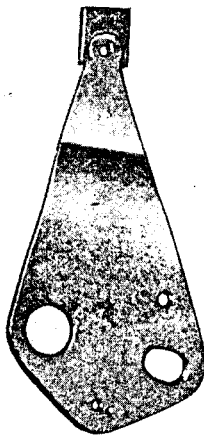


PLATE 14504—ONE-HALF SIZE


246331




246333



246260



246335



246259




246258

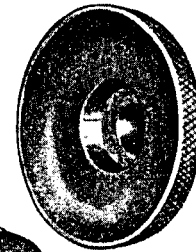


PLATE 14505—FULL SIZE

246339



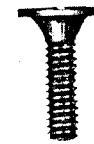
201928



200675



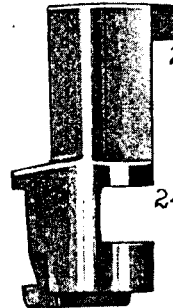
50553



202558



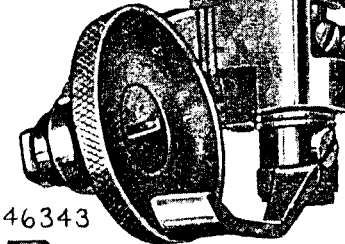
202560



200350



246342



246343

229371



246344



246341



200077



246345



246346



202760

229744

229745



1528

200064



1766




226220




PLATE 14506—FULL SIZE

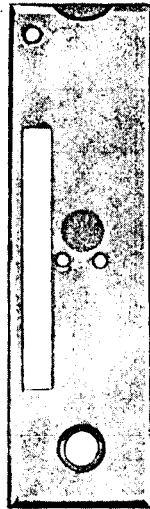
246080



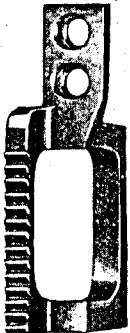
246364



246365



212209



246318

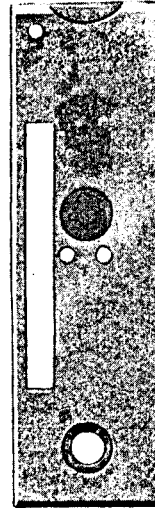


246319

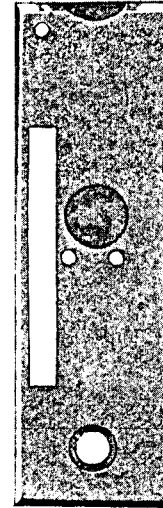


PLATE 14507—FULL SIZE


246366



246367



246320



246321



246074 246079 246377



246378



PLATE 14508—FULL SIZE

