

FORM 18083  
JULY, 1925  
PRINTED IN U. S. A.

**LIST**  
**OF**  
**PARTS**



**MACHINE No. 117-2**

---

**THE SINGER MANUFACTURING COMPANY**

COPYRIGHT, U. S. A.,  
1917, 1921, 1922, 1923, 1924 AND 1925,  
BY THE SINGER MANUFACTURING COMPANY  
ALL RIGHTS RESERVED FOR ALL COUNTRIES

## INDEX

	PAGE
ACCESSORIES .....	21
FOOT LIFTER CHAIN GUIDE .....	22
“ “ PARTS .....	21
IRON BASE .....	21
MACHINE No. 117-2 .....	7
NUMERICAL LIST OF PARTS .....	25
TABLE SUPPORT PARTS .....	22
THREAD UNWINDER .....	22
UNDER DRIVER .....	23

# INSTRUCTIONS FOR ORDERING

In ordering from this list, use **ONLY** the **PART** number in the **FIRST** column.

The number stamped on a Sewing Machine part is in every case the number of the single part only.

Every combination of parts sent out as such has its specific number, which, although not stamped on the parts, must be used when ordering the combination.

Each number always indicates the **SAME PART** in whatever list it appears, or for whatever machine.

The letters after some of the numbers indicate the style of finish only, as follows:

- A. Hardened, Polished and Plated.
- B. Polished and Plated.
- C. Hardened only.
- D. Polished only.
- E. Soft, not Polished.
- F. Hardened and Polished.
- G.
- H. Blued.
- J. Plated only.
- K. Hardened and Plated.
- L. Brass or Gilt.
- M. Oxidized.
- P. Japanned.
- R. Parkerized.
- T. Copper-plated.

These letters **MUST BE USED** *when* they appear in the list, and **AFTER** the number *as* in the list.

In this series:


- 1 to 1500 and 50001 to 51500 are Screw Numbers.
- 1501 to 1800 are Nut Numbers.
- 1801 to 2000 are Roller Numbers.
- 2001 to 50000 and 52001 and upward are numbers of Machine Parts.

The figures in the second column refer only to the plates, illustrating the parts, and are **NOT TO BE USED** in ordering.

Parts marked with an asterisk (\*) are furnished only when repairs are made at factory.

## LIST OF PARTS COMPLETE

FOR



### MACHINE No. 117-2

**FOR STITCHING STRAW HATS WITH A CONCEALED STITCH. ONE NEEDLE, ONE HOOK-EYE NEEDLE, POSITIVE SET FOR REGULATION OF LENGTH OF STITCH. LENGTH OF STITCH  $\frac{3}{8}$  TO  $\frac{5}{8}$  IN. THE MACHINE IS FITTED WITH A HINGED COVER TO THROW BACK FOR THE CONVENIENCE OF REACHING THE LOWER PARTS OF THE MACHINE.**

**SUPERSEDES 117-1 MACHINE  
FORMERLY 117 S. V. 2 MACHINE**

NO.	PLATE	NAME
*64765	---	Arm, upper and lower (solid) with 64772, two each 50012c, 64773 and four 50128e
64751	8475	Arm End Cover (back).....
219b	8494	" " " " Screw.....
64766	8475	" " " (front).....
330b	8495	" " " " Screw.....

NO.	PLATE	NAME
56003	8484	Arm Oil Tube with 29599.....
29599	8493	“ “ “ Packing (felt).....
65914	8475	“ Rotary Shaft.....
64505	8476	“ “ “ Bushing (front).....
453c	8494	“ “ “ “ “ Set Screw.....
65915	8476	Arm Rotary Shaft Bushing (intermediate, eccentric).....
443c	8494	Arm Rotary Shaft Bushing (intermediate, eccentric) Set Screw.....
32152	8476	Arm Rotary Shaft Collar with two 889c.....
889c	8494	“ “ “ “ Set Screw.....
64507	8475	“ “ “ Flanged Bushing (back) with 64508.....
159F	8473	Arm Rotary Shaft Flanged Bushing (back) Screw.....
64508	8482	Arm Rotary Shaft Flanged Bushing Oil Pad (braided cotton).....
64509	8475	Arm Side Cover.....
219d	8494	“ “ “ Screw.....
64510	8475	Balance Wheel, 3 in. pulley, with two 448c.....
448c	8494	“ “ “ Set Screw.....
64768	8475	Face Plate.....
219d	8494	“ “ “ Screw.....
64769	8475	Feed Bar.....
64770	8482	“ “ “ Carrier with 453c.....
64516	8482	“ “ “ Hinge Pin.....
64517	8476	“ “ “ “ “ Bushing.....
446c	8494	“ “ “ “ “ “ Set Screw.....
453c	8494	Feed Bar Carrier Hinge Pin Set Screw.....
64771	8476	“ “ “ Washer.....
64772	8498	“ “ “ Cover.....
64773	8476	“ “ “ Hinge Plate.....
50128E	8494	“ “ “ “ “ Screw.....
50012c	8495	“ “ “ “ “ Screw.....
64774	8476	“ “ “ Latch.....
92d	8495	“ “ “ “ “ Hinge Screw.....
64775	8476	“ “ “ “ “ Spring.....
217d	8494	“ “ “ “ “ “ Screw.....
64776	8476	“ “ “ Hinge Stud.....
1467c	8494	“ “ “ “ “ Cap Screw.....
1520r	8495	“ “ “ “ “ Nut.....
19021	8476	“ “ “ “ “ Washer.....
64521	8476	“ “ “ Lifting Link with 624c.....
1021d	8473	“ “ “ “ “ Cap Screw.....
64777	8476	“ “ “ “ “ Guide.....

NO.	PLATE	NAME
171E	8473	Feed Bar Lifting Link Guide Screw.....
64523	8476	“ “ “ “ “ Hinge Stud.....
624c	8494	“ “ “ “ “ “ “ Set Screw.....
64778	8477	Feed Dog.....
64779	8477	“ “ “.....
64780	8477	“ “ “ with 64531.....
64781	8477	“ “ “ two 64531.....
65916	8480	“ “ “ for silk ribbons.....
64783	8481	“ “ “ “ edge stitching.....
64784	8476	“ “ “ Carrier.....
64785	8476	“ “ “ “ Friction Spring.....
64786	8476	“ “ “ “ “ Washer
50382c	8473	“ “ “ “ “ Regulating Screw.....
996c	8473	“ “ “ “ “ Screw.....
50383c	8495	“ “ “ “ “ Screw.....
64531	8477	“ “ “ Spur.....
64787	8476	“ “ “ Eccentric with two 453c.....
453c	8494	“ “ “ “ “ Set Screw.....
64788	8490	“ “ “ “ “ Forked Connection with two each 50623E, 50624E and 64791.....
64789	8483	Feed Forked Connection Hinge Stud.....
64790	8483	“ “ “ “ “ “ Bush- ing (eccentric).....
1467c	8494	Feed Forked Connection Hinge Stud Cap Screw.....
1517E	8495	Feed Forked Connection Hinge Stud Nut
64791	8483	“ “ “ “ “ Wearing Plate
50623E	8494	“ “ “ “ “ “ “ Screw (long).....
50624E	8494	Feed Forked Connection Wearing Plate Screw (short).....
64533	8483	Feed Lifting Eccentric with two 453c....
64792	8483	“ “ “ “ “ Connection with 64535 and two 896E.....
*64535	—	Feed Lifting Eccentric Connection Cap
896E	8494	“ “ “ “ “ “ “ Screw.....
64536	8483	Feed Lifting Eccentric Connection Stud
64537	8483	“ “ “ “ “ “ “ Bushings.....
446c	8494	Feed Lifting Eccentric Connection Stud Bushings Set Screw.....
453c	8494	Feed Lifting Eccentric Set Screw.....
64793	8482	“ “ “ “ “ Regulator with 1253c, 2049 and 65801.....
64794	8483	Feed Regulator Connecting Link.....

NO.	PLATE	NAME
50625c	8495	Feed Regulator Connecting Link Hinge Screw.....
1636E	8495	Feed Regulator Connecting Link Hinge Screw Nut.....
64795	8483	Feed Regulator Connecting Link Hinge Screw Nut Washer.....
64796	8483	Feed Regulator Handle.....
2532	8483	" " " Position Pin.....
64797	8483	" " " " Plate.....
399J	8495	" " " " " Screw.....
64798	8483	Feed Regulator Handle Releasing Lever with 228D.....
64799	8483	Feed Regulator Handle Releasing Lever Hinge Pin.....
228D	8494	Feed Regulator Handle Releasing Lever Hinge Pin Set Screw.....
65913	8483	Feed Regulator Handle Spring.....
64800	8483	" " " Stud with 2532.....
1253C	8494	" " " " Set Screw.....
50626c	8495	" " Hinge Screw.....
1518E	8495	" " " Nut.....
2049	8483	" " Pin.....
65801	8484	" " Shaft.....
65802	8484	" " Bushing.....
446C	8494	" " " Set Screw.....
1029D	8494	" " " Cap Screw.....
65803	8484	" " Stop.....
690D	8473	" " Screw.....
1627D	8495	" " " Nut.....
65909	8484	Guide.....
64717	8484	" Holder.....
217D	8494	" Screw.....
65910	—	Guide, for edge stitching, Nos. 64717, 65909 and two 217D.....
117x3	—	Hook.....
65804	8484	" Guard.....
175E	8473	" " Screw.....
65805	8484	Looper.....
337D	8495	" Adjusting Screw.....
64550	8484	" Carrier with 50014c and 50311c.....
64551	8484	" " Connecting Stud.....
64552	8484	" " " " Pin.....
50014c	8494	" " " " " Set Screw.....
65806	8482	Looper Carrier Frame with 453c, 65807 and two 456c.....

NO.	PLATE	NAME
65886	—	Looper Carrier Frame complete, Nos. 193D, 208D, 337D, 874F, 64550 to 64554, 64668, 64670, 64671, 64674, 65804 to 65806, 65820, 65835, 65868 and two each 175E and 64675.....
64616	8484	Looper Carrier Frame Connecting Link.....
65807	8484	" " " Cushion (rawhide).....
64635	8482	" " " Spring (flat).....
65808	8485	" " " " Lifting Lever.....
2273	8485	Looper Carrier Frame Spring Lifting Lever Pin.....
64720	8485	Looper Carrier Frame Spring Lifting Lever Shaft.....
65809	8485	Looper Carrier Frame Spring Lifting Lever Shaft Crank with 457c.....
457C	8494	Looper Carrier Frame Spring Lifting Lever Shaft Crank Set Screw.....
65810	8485	Looper Carrier Frame Spring Lifting Lever Shaft Crank Spring.....
175E	8473	Looper Carrier Frame Spring Lifting Lever Shaft Crank Spring Screw.....
65811	8485	Looper Carrier Frame Spring Position Plate.....
217D	8494	Looper Carrier Frame Spring Position Plate Screw.....
65812	8485	Looper Carrier Frame Spring Steady Pin.....
64553	8485	" " Guide.....
193D	8473	" " " Screw.....
64554	8485	" " Hinge Stud.....
453C	8494	" " " " Set Screw.....
65813	8485	" Eccentric.....
65814	8485	" " Body with 448c and two 129E.....
129E	8494	Looper Eccentric Body Set Screw.....
65815	8485	" " Connection with 453c, 1012c and 64558.....
1012C	8495	Looper Eccentric Connection Adjusting Screw.....
64558	8485	Looper Eccentric Connection Gib.....
64559	8485	" " " Pin.....
453C	8494	" " " " Set Screw.....
64560	8485	Looper Eccentric Pin.....
448C	8494	" " " Set Screw.....
65816	8482	Looper Rock Shaft.....
64562	8486	" " " Bushing (back).....

NO.	PLATE	NAME
430c	8494	Looper Rock Shaft Bushing (back) Set Screw
64710	8486	Looper Rock Shaft Bushing (front)
435c	8494	" " " " " Set Screw
64563	8486	Looper Rock Shaft Collar with 1133c
1133c	8494	" " " " " Set Screw
65817	8482	" " " " " Connecting Rod with 65818 and two 896E
*65818	—	Looper Rock Shaft Connecting Rod Cap
896E	8494	" " " " " " " " Screw
64566	8486	Looper Rock Shaft Connecting Rod Hinge Stud
453c	8494	Looper Rock Shaft Connecting Rod Hinge Stud Set Screw
65819	8486	Looper Rock Shaft Crank (back) with 160E and 453c
160E	8473	Looper Rock Shaft Crank (back) Clamping Screw
65820	8486	Looper Rock Shaft Crank (front) with 453c
2049	8483	Looper Rock Shaft Crank (front) Pin
453c	8494	" " " " " " " Set Screw
874F	8473	" " " " " " " Screw
65821	8486	Needle Bar with 1259c
65822	—	Needle Bar complete, Nos. 65821 and 65833
64570	8486	Needle Bar Connecting Link
65823	8486	" " " " " Slide Block
64573	8482	" " " " " Driving Lever
65887	—	Needle Bar Driving Lever complete, Nos. 49174, 50258E, 64573, 64734, 65823 and two 1607E
50258E	8473	Needle Bar Driving Lever Adjusting Screw
1607E	8495	Needle Bar Driving Lever Adjusting Screw Nut
64574	8486	Needle Bar Driving Lever Hinge Stud with 1230F
1230F	8494	Needle Bar Driving Lever Hinge Stud Oil Hole Plug Screw
446c	8494	Needle Bar Driving Lever Hinge Stud Set Screw
49174	8493	Needle Bar Driving Lever Lubricating Wick

NO.	PLATE	NAME
64734	8493	Needle Bar Driving Lever Lubricating Wick Retaining Pin
65824	8486	Needle Bar Eccentric with two 453c
64576	8487	" " " " " Connection with 64577 and two 896E
*64577	—	Needle Bar Eccentric Connection Cap
896E	8494	" " " " " " " " Screw
453c	8494	Needle Bar Eccentric Set Screw
64579	8482	" " " " " Guide
1029F	8494	" " " " " Adjusting Screw
129D	8473	" " " " " Screw
*65825	—	Needle Bar Regulating Pitman, Nos. 64582, 64586, 64587 and 65827
65826	8487	Needle Bar Regulating Pitman complete, Nos. 64588, 65825 and two 5923
*65827	—	Needle Bar Regulating Pitman (lower)
*64582	—	" " " " " (upper)
64554	8485	" " " " " " " " Hinge Stud
446c	8494	Needle Bar Regulating Pitman (upper) Hinge Stud Set Screw
65828	8487	Needle Bar Regulating Pitman Bell Crank with 448c
65829	—	Needle Bar Regulating Pitman Bell Crank complete, Nos. 65828, two 50627c and four each 50438D and 65830
50627c	8495	Needle Bar Regulating Pitman Bell Crank Ball Screw Stud
65830	8487	Needle Bar Regulating Pitman Bell Crank Ball Screw Stud Bearing
50438D	8494	Needle Bar Regulating Pitman Bell Crank Ball Screw Stud Bearing Position Screw
65831	8487	Needle Bar Regulating Pitman Bell Crank Connecting Link
64554	8485	Needle Bar Regulating Pitman Bell Crank Connecting Link Hinge Stud
448c	8494	Needle Bar Regulating Pitman Bell Crank Connecting Link Hinge Stud Set Screw
64585	8487	Needle Bar Regulating Pitman Bell Crank Hinge Pin
448c	8494	Needle Bar Regulating Pitman Bell Crank Hinge Pin Set Screw
*64586	—	Needle Bar Regulating Pitman Connecting Pin



NO.	PLATE	NAME
65846	8499	Plait Guide Block.....
219D	8494	“ “ “ Screw.....
19054	8489	“ “ Friction Washer.....
64614	8473	“ “ Regulating Pinion.....
50386F	8473	“ “ “ “ Screw.....
50387F	8473	“ “ Screw.....
65847	8482	Presser Bar with 64664.....
64618	8488	“ “ Adjusting Pin.....
446C	8494	“ “ “ “ Set Screw....
65848	8488	“ “ Lifter (side of arm).....
64622	8488	“ “ “ “ “ “ H i n g e Pin.....
64623	8488	Presser Bar Lifter (side of arm) Shaft
64624	8488	“ “ “ “ “ “ “ Crank with 735c.....
2269	8488	Presser Bar Lifter (side of arm) Shaft Crank Pin.....
735C	8494	Presser Bar Lifter (side of arm) Shaft Crank Set Screw.....
64625	8488	Presser Bar Lifter (side of arm) Spring
208D	8494	“ “ “ “ “ “ “ Screw.....
64626	8488	Presser Bar Lifter (side of arm) Stop Bracket.....
159D	8473	Presser Bar Lifter (side of arm) Stop Bracket Screw.....
64627	8490	Presser Bar Lifting Shaft.....
64628	8486	“ “ “ “ Bushing.....
453C	8494	“ “ “ “ “ Set Screw
*65849	8491	“ “ “ “ Crank (back) with 446c and 448c.....
898C	8494	Presser Bar Lifting Shaft Crank (back) Adjusting Screw.....
*65850	8491	Presser Bar Lifting Shaft Crank (back) Connection with 446c.....
64631	8491	Presser Bar Lifting Shaft Crank (back) Extension with 453c.....
453C	8494	Presser Bar Lifting Shaft Crank (back) Extension Set Screw.....
446C	8494	Presser Bar Lifting Shaft Crank (back) Set Screw (long).....
448C	8494	Presser Bar Lifting Shaft Crank (back) Set Screw (short).....
65851	8491	Presser Bar Lifting Shaft Crank (front) with 1390E.....
1390E	8495	Presser Bar Lifting Shaft Crank (front) Set Screw.....

NO.	PLATE	NAME
65907	8491	Presser Bar Tipper.....
50649C	8494	“ “ “ Adjusting Screw.....
50629C	8494	“ “ “ Screw Stud.....
1712C	8495	“ “ “ “ “ T h u m b Nut.....
65908	8491	Presser Bar Tipper Spring.....
64637	—	“ Foot Guide for 65858.....
64638	—	“ “ “ “ 65859.....
64639	—	“ “ “ “ “ 65860.....
64640	—	“ “ “ “ “ 65861.....
64641	—	“ “ “ “ “ 65862.....
64642	—	“ “ “ “ “ 65863.....
64643	—	“ “ “ “ “ 65864 and 65865.
65917	—	“ “ “ “ “ 65920.....
64644	—	“ “ “ Adjusting Lever with 19045 and 19046.....
5480	8491	Presser Foot Guide Adjusting Lever Friction Washer.....
19045	8491	Presser Foot Guide Adjusting Lever Handle.....
19046	8491	Presser Foot Guide Adjusting Lever Pin.
50388C	8473	“ “ “ “ “ Screw
65852	—	“ “ “ Plate for 65858.....
65853	—	“ “ “ “ “ 65859.....
65854	—	“ “ “ “ “ 65860.....
65855	—	“ “ “ “ “ 65861.....
64650	—	“ “ “ “ “ 65862.....
64651	—	“ “ “ “ “ 65863.....
64652	—	“ “ “ “ “ 65864.....
64653	—	“ “ “ “ “ 65865.....
64722	—	“ “ “ “ “ 65866.....
65918	—	“ “ “ “ “ 65920.....
1302D	8495	“ “ “ “ “ Screw for 65862 to 65866.....
1472D	8495	Presser Foot Plate Screw for 65858 to 65861 and 65920.....
65856	—	Presser Foot Shank for 65858 to 65861 and 65920.....
65857	—	Presser Foot Shank for 65862 to 65865...
65911	—	“ “ “ “ “ 65866.....
65858	8479	Presser Foot complete, Nos. 5480, 50388C, 64637, 64644, 65852, 65856 and two 1472D.....
65859	8479	Presser Foot complete, Nos. 5480, 50388C, 64638, 64644, 65853, 65856 and two 1472D.....



NO.	PLATE	NAME
65860	8478	Presser Foot complete, Nos. 5480, 50388c, 64639, 64644, 65854, 65856 and two 1472d.....
65861	8478	Presser Foot complete, Nos. 5480, 50388c, 64640, 64644, 65855, 65856 and two 1472d.....
65862	8478	Presser Foot complete, Nos. 5480, 50388c, 64641, 64644, 64650, 65857 and two 1302d.....
65863	8479	Presser Foot complete, Nos. 5480, 50388c, 64642, 64644, 64651, 65857 and two 1302d.....
65864	8478	Presser Foot complete, Nos. 5480, 50388c, 64643, 64644, 64652, 65857 and two 1302d.....
65865	8479	Presser Foot complete, Nos. 5480, 50388c, 64643, 64644, 64653, 65857 and two 1302d.....
65866	8481	Presser Foot complete for 64783, Nos. 64722, 65911 and two 1302d.....
65920	8480	Presser Foot complete for 65916, Nos. 5480, 50388c, 64644, 65856, 65917, 65918 and two 1472d.....
64664	8489	Presser Foot Position Pin.....
914F	8473	" " Screw.....
574J	8473	Pressure Regulating Thumb Screw.....
1539J	8495	" " " " Lock Nut.....
32191	8491	Tension Disc.....
1712c	8495	" Regulating Thumb Nut.....
32192	8491	" Regulator with 32193.....
32193	8491	" " Bushing.....
32194	8491	" " Friction Spring.....
32195	8491	" " Plate.....
393D	8495	" " " Screw.....
65867	8491	" Releasing Disc.....
54515	8491	" " Pin.....
50630c	8491	" Screw Stud.....
51808	8491	" " " Roller.....
133D	8494	" " " Set Screw.....
64754	8491	" Spring.....
22430	8491	" Thread Eyelet.....
65868	8492	Thread Carrier.....
64668	8492	" " Clamping Plate.....
64669	8492	" " " " Position Pin.....

NO.	PLATE	NAME
208D	8494	Thread Carrier Clamping Plate Screw...
64670	8492	" " Holder with 202D and 64669.....
202D	8494	Thread Carrier Holder Clamping Screw..
64671	8492	Thread Carrier Pitman complete, Nos. 1550J, 1682J, 52869, 52870 and 64673.
64672	8492	Thread Carrier Pitman Ball Stud (lower)
460c	8494	" " " " " " " " Set Screw.....
52863	8492	Thread Carrier Pitman Ball Stud (upper)
50311c	8494	" " " " " " " " Set Screw.....
*52864	---	Thread Carrier Pitman Cap (lower).....
208E	8494	" " " " " " " " Screw
*52865	---	" " " " " " (upper).....
208E	8494	" " " " " " " " Screw
*52866	---	" " " " " " End Bearing (lower).....
*52867	---	Thread Carrier Pitman End Bearing (upper).....
64673	---	Thread Carrier Pitman Head (lower) Nos. 52864, 52866, 64672 and two 208E
52869	---	Thread Carrier Pitman Head (upper) Nos. 52863, 52865, 52867 and two 208E
52870	8492	Thread Carrier Pitman Rod.....
1682J	8492	" " " " Nut (lower)
1550J	8492	" " " " " (upper)
64674	8492	" " Rock Shaft with 460c....
64675	8492	" " " " Centre.....
456c	8494	" " " " " " " " Set Screw
64677	8492	" Nipper Body.....
64678	8492	" " " Collar.....
156F	8473	" " " " Screw.....
64679	8492	" " Connection with 64680 and two 896E.....
*64680	---	Thread Nipper Connection Cap.....
896E	8494	" " " " " " " " Screw...
64681	8492	" " Eccentric with two 453c..
453c	8494	" " " " " " " " Set Screw.....
64676	8492	" " Eyelet.....
65869	8490	" " Regulator and Tension Releaser.....
230J	8494	Thread Nipper Regulator and Tension Releaser Screw.....
50390F	8473	Thread Nipper Screw.....
1547J	8495	" " " " " " " " Nut.....
64683	8492	" " " " " " " " Washer.....

NO.	PLATE	NAME
64684	8492	Thread Nipper Washer Spring.....
65870	8492	“ Take-up (back).....
65871	8492	“ “ “ Holder with 624c
65872	8492	“ “ “ “ Adjust- ing Plate with 51869.....
51869	8492	Thread Take-up (back) Holder Adjust- ing Plate Roller and Stud.....
898c	8494	Thread Take-up (back) Holder Adjust- ing Plate Screw.....
19044	8492	Thread Take-up (back) Holder Adjust- ing Plate Screw Washer.....
624c	8494	Thread Take-up (back) Set Screw.....
64697	8493	“ “ “ Staple.....
1319j	8495	“ “ “ “ Screw.....
64698	8493	“ “ “ “ Washer
65873	8493	“ “ (front).....
65874	8493	“ “ “ Arm with 185d..
65875	8493	“ “ “ “ Connecting Link.....
836f	8495	Thread Take-up (front) Arm Connecting Link Hinge Screw.....
1184c	8495	Thread Take-up (front) Arm Hinge Screw
65876	8493	“ “ “ “ “ Stud
457c	8494	“ “ “ “ “ “ Set Screw.....
185d	8494	Thread Take-up (front) Clamping Screw..
64699	8493	“ Tube.....
460c	8494	“ “ Set Screw.....
65877	8477	Throat Plate for 64778 to 64781.....
65921	8480	“ “ “ 65916.....
65879	8481	“ “ “ 64783.....
64701	8490	“ “ “ Holder.....
65880	---	“ “ “ 64701 with 665d, 64703 to 64705, 64877 and two 211d..
65922	---	Throat Plate Holder 64701 with 665d, 64703 to 64705, 65921 and two 211d..
65882	---	Throat Plate Holder 64701 with 665d, 64704, 64705, 64728, 65879 and two 211d.....
64703	8490	Throat Plate Holder Cover for 65880 and 65922.....
64728	8490	Throat Plate Holder Cover for 65882....
64704	8493	“ “ “ “ Hinge Pin...
64705	8493	“ “ “ “ Spring.....
665d	8494	“ “ “ “ “ Screw
180d	8473	“ “ “ Screw.....
211d	8494	“ “ Screw.....

## IRON BASE

NO.	PLATE	NAME
64706	8498	Machine Base with three wood screws 1¼ in. No. 14 and four each 935d, 42088 and 66707.....
64707	8496	Machine Base Oil Cup with 64708.....
64708	8496	“ “ “ “ Handle.....
42088	8474	“ Cushion (felt).....
935E	8494	“ “ Screw.....
66707	8489	“ “ “ Washer.....
50314J	8474	“ Thumb Screw.....

## ACCESSORIES

NO.	PLATE	NAME
120346	8496	Oiler (copper plated) with 120347.....
120347	8496	“ Spout, 9 in. long.....
11831	8496	Screw Driver.....
120341	8496	Tweezers.....
8908	8496	Wrench for 1520.....
22003	8496	“ “ 1550 and 1682.....
23535	8496	“ “ 1547, 50388 and 50558.....
58844	8496	“ “ 1517, 1518, 1636 and 64790..

## FOOT LIFTER PARTS

NO.	PLATE	NAME
13351	---	Chain, 46 in. to 55 in., with 56864 and 56865.....
NOTE: When ordering No. 13351 give length required.		
4879	8496	Chain Connecting Link.....
56864	8496	“ Hook (large).....
56865	8493	“ “ (small).....
64631	8491	Presser Bar Lifting Shaft Crank (back) Extension with 453c.....
453c	8494	Presser Bar Lifting Shaft Crank (back) Extension Set Screw.....
17876	8498	Treadle with 443c.....
17881	8496	“ Shaft.....
443c	8494	“ “ Set Screw.....
17882	8493	“ Spring.....
17883	8498	“ Stand.....
17884	8498	Treadle complete, Nos. 17876, 17881 to 17883 and two wood screws 1 in. No. 10.....
64709	---	Foot Lifter complete, Nos. 13351, 17884 and 64631.....

## FOOT LIFTER CHAIN GUIDE

NO.	PLATE	NAME
65883	8496	Foot Lifter Chain Guide Bracket.....
2461	8493	" " " " Pulley.....
65884	8493	" " " " " Pin.....
65885	---	Foot Lifter Chain Guide complete, Nos. 2461, 65883, 65884 and four wood screws 1 in. No. 10 R. H. B.....

## TABLE SUPPORT PARTS

NO.	PLATE	NAME
41044	8498	Base with three wood screws 1¼ in. No. 14.....
41045	8498	Top with two wood screws 1¼ in. No. 14
41046	8498	Tube.....
1726P	8474	" Lock Nut.....
41047	---	Table Support Tube complete, Nos. 1726P and 41044 to 41046.....

## THREAD UNWINDER

### FOR ONE SPOOL

NO.	PLATE	NAME
225389	3398	Spool Rest with 201018c.....
225388	3398	" " Rod.....
200383c	8493	" " " Set Screw.....
201018c	8493	" " Set Screw.....
202490	3398	" Stand with 200383c.....
225391	3398	Thread Guide.....
201696J	8493	" " Lock Nut.....
225392	3398	" " Rod with 208E and 225393
208E	8494	" " " Screw.....
225393	8493	" " " Washer.....
225394	3398	Thread Unwinder complete, Nos. 201696J, 202490, 225388, 225389, 225391, 225392 and three wood screws ¾ in. No. 13.....
27739	7234	Thread Cone (wood) for large cone.....
225390	7234	" " Holder, for inverted cone.

NOTE: Nos. 27739 and 225390 are used with,  
but not included in, 225394.

## UNDER DRIVER

### BALL BEARING, LEVER PRESSURE, RIGHT HAND, TWO SPEED

NO.	PLATE	NAME
202457	7068	Cone Pulley (grooved) two speed, 3¼ in. and 4¼ in. diam., with 227553.....
25362	7071	Cone Pulley Ball, size 1⅜ in.....
204100	7071	" " " Bearing Cup.....
204101	7071	" " " Cap.....
204102	7071	" " " Retaining Spring.....
227553	---	Cone Pulley Ball Cup complete, Nos. 204100 to 204102 and thirteen 25362..
202459	7068	Driving Pulley, 7¼ in. diam., with 202460 and 204105.....
202460	---	Driving Pulley Friction Ring (leather)..
204105	7071	" " " " Stop Pin..
227743	7069	" " Shaft (hollow) with 204109, 204110, 204112 and two 204111
202461	---	Driving Pulley Shaft 227743 with 204107, 204108 and eleven 25303.....
25303	7071	Driving Pulley Shaft Ball, size ¼ in.....
204107	7071	" " " " Cup.....
204108	7071	" " " " " Cap.....
204109	7072	" " " Oil Plug.....
204110	7072	" " " Oiling Leather.....
204111	7072	" " " " " Pin (leather).....
204112	7072	Driving Pulley Shaft Oiling Wick.....
200524c	7071	" " " Set Screw.....
204113	7071	" " " Thimble.....
227734	7068	Frame with 200524c.....
227970	7068	Lever (compression) and Dress Guard with 204117, two each 200524c and 202845.....
227735	7069	Lever Brake with 200524c, 204122 and two 200374c.....
227736	---	Lever Brake 227735 with 200082D and 227737.....
227737	7069	Lever Brake Belt Guard.....
200082D	7071	" " " " Screw.....
204122	7072	" " Leather.....
200374c	7071	" " " Set Screw.....
200524c	7071	" " Set Screw.....
204867	7071	" " Spring.....
204117	7071	" Compression Plate.....
202845	7071	" " " Rivet.....

## UNDER DRIVER

NO.	PLATE	NAME
202464	7069	Lever Compression Shaft with 202302 . . .
202302	7072	“ “ “ Cotter Pin . . .
200524c	7071	“ “ “ Set Screw . . . . .
27070	8497	Shaft Pulley (sectional, grooved) 10 in. diam., $1\frac{3}{8}$ in. bore, with two 597c . . . . .
597c	8474	Shaft Pulley Clamping Screw . . . . .
126036	8497	Treadle . . . . .
126037	—	“ 126036 with 2718, 50581 and 126038 . . . . .
126205	8497	Treadle Bracket (left) . . . . .
126206	—	Treadle Bracket (left) complete, Nos. 23258, 126205, 126207, 126208 and two wood screws 1 in. No. 14 . . . . .
126207	8493	Treadle Bracket (left) Hook . . . . .
126208	8493	“ “ “ “ Rivet . . . . .
23258	8493	“ “ “ “ Friction Washer . . . . .
46681	8497	Treadle Bracket (right) . . . . .
60502	—	Treadle Bracket (right) 46681 with two wood screws 1 in. No. 14 . . . . .
126038	8497	Treadle Extension . . . . .
50581	8495	“ “ “ Screw . . . . .
2718	8493	“ “ “ Washer . . . . .
27639	8497	“ Pitman Rod (lower) . . . . .
27639	8497	“ “ “ (upper) . . . . .
9079	8497	“ “ “ Clamp with 354c . . . . .
354c	8474	“ “ “ “ Screw . . . . .
60626	8497	Treadle Pitman complete, Nos. 9079 and two 27639 . . . . .
60858	8497	Treadle Pitman Hook . . . . .
126211	—	Treadle complete, Nos. 60502, 126037 and 126206 . . . . .
126212	—	Treadle and Pitman complete, Nos. 60626, 60858 and 126211 . . . . .
227738	—	Transmitter complete, Nos. 202457, 202459, 202461, 202464, 204113, 204867, 227734, 227736, 227970 and three wood screws $1\frac{1}{4}$ in. No. 15 . . . . .
60286	—	Under Driver (ball bearing) lever pressure, right hand, two speed, complete, Nos. 27070, 126212 and 227738 . . . . .

PLATE 3398—ONE-SIXTH SIZE

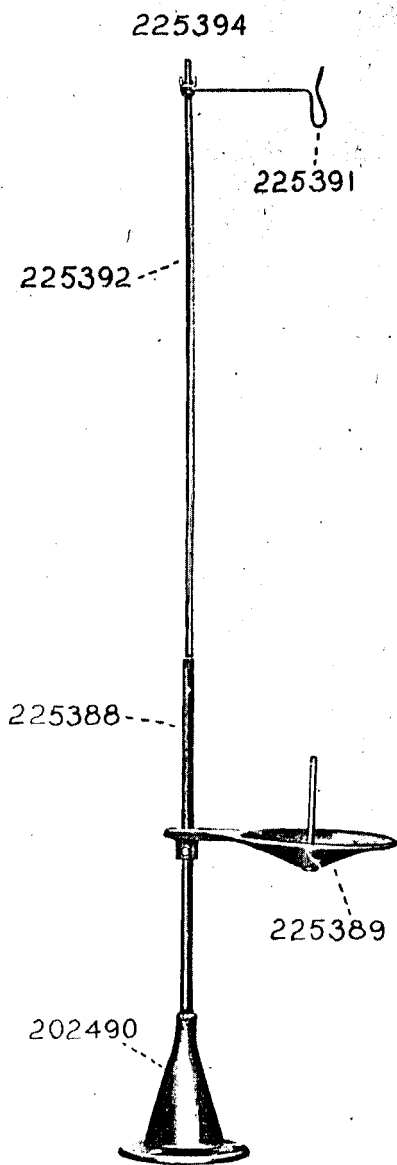


PLATE 7068—ONE-FOURTH SIZE

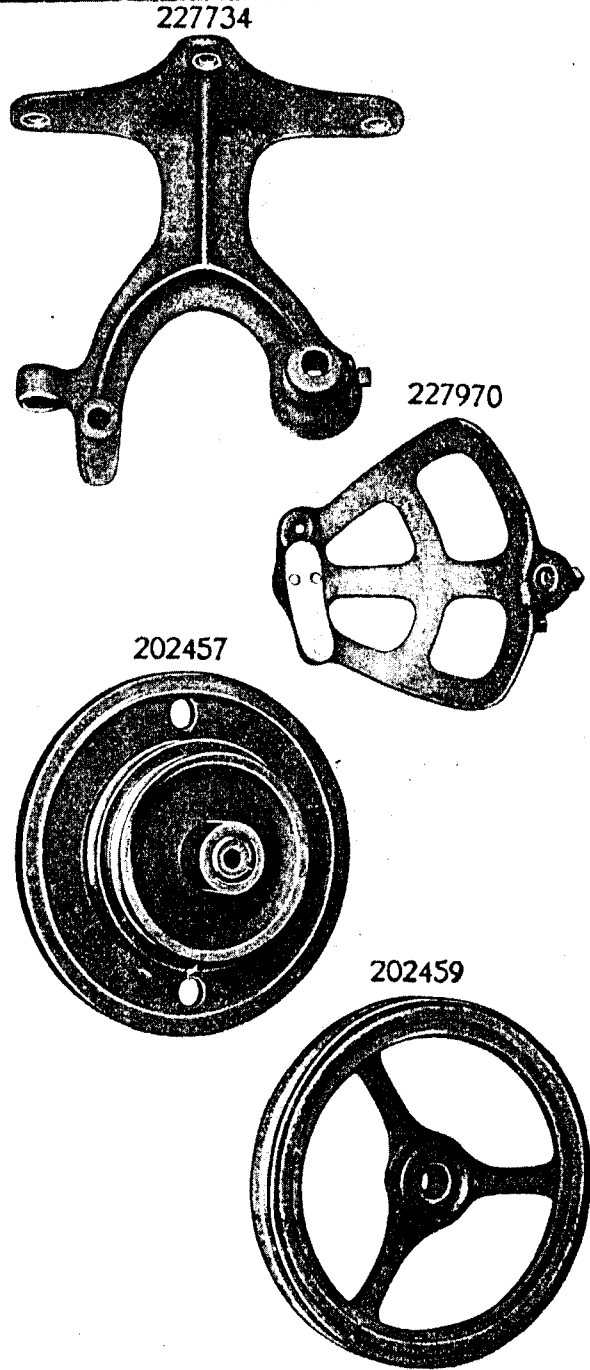


PLATE 7069—ONE-HALF SIZE

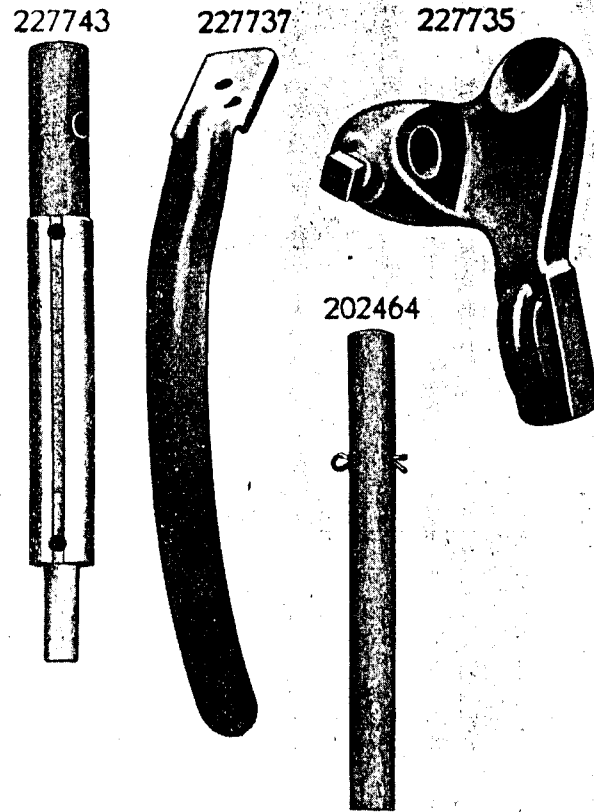


PLATE 7071-FULL SIZE




PLATE 7072-FULL SIZE

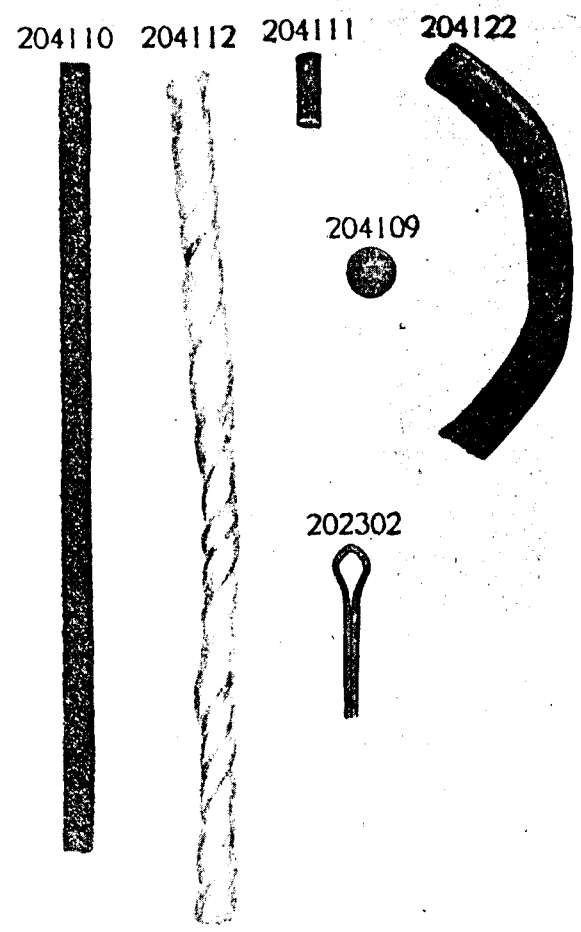


PLATE 7234—ONE-HALF SIZE

27739



225390

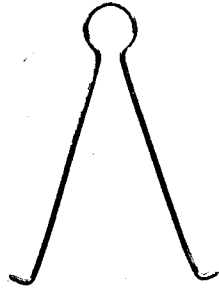



PLATE 8473—FULL SIZE


64614



50390



574



362



50384



50386



50556



129



50382



50258



156



152



996



690



160



1021



89



159



50387



173



914



171



180



193



190



874



175



50388





PLATE 8474—FULL SIZE


41569



41515



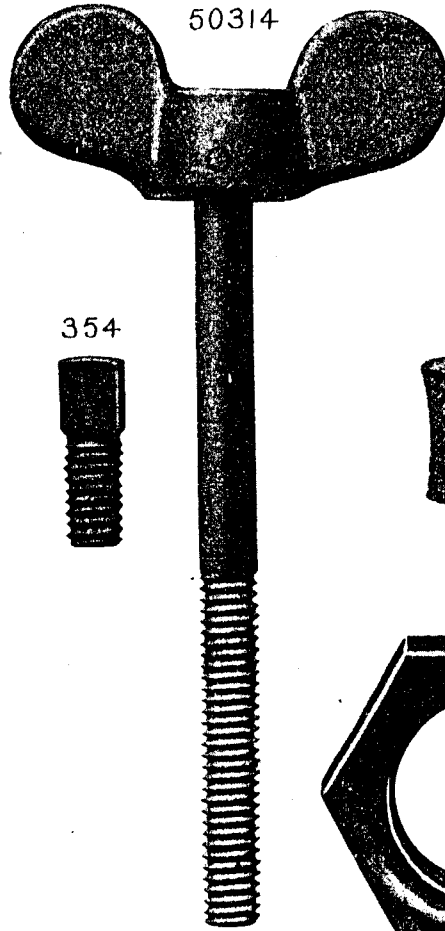
6055



597




50314



354



42088



1726






PLATE 8475—ONE-HALF SIZE

64751




64509




65914


64507



64766



64510



64769



64768






PLATE 8476—FULL SIZE


64505

64517

65915



32152




64771



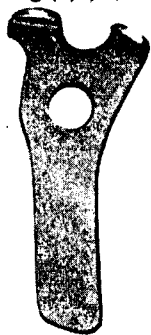
64521

64773




64774

64775



64776




64523

19021



64787



64784



64777

64785

64786





PLATE 8477—FULL SIZE

64778


64779

64780

64781



65877




64531




PLATE 8478—FULL SIZE


65860



65862



65861



65864






PLATE 8479—FULL SIZE


65858



65863



65859



65865

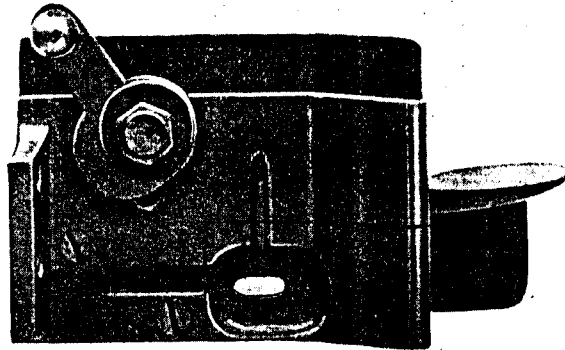



PLATE 8480--FULL SIZE

65920



65916



65921




PLATE 8481--FULL SIZE

65866



64783



65879



PLATE 8482—ONE-HALF SIZE

64635 65816 64589 64516

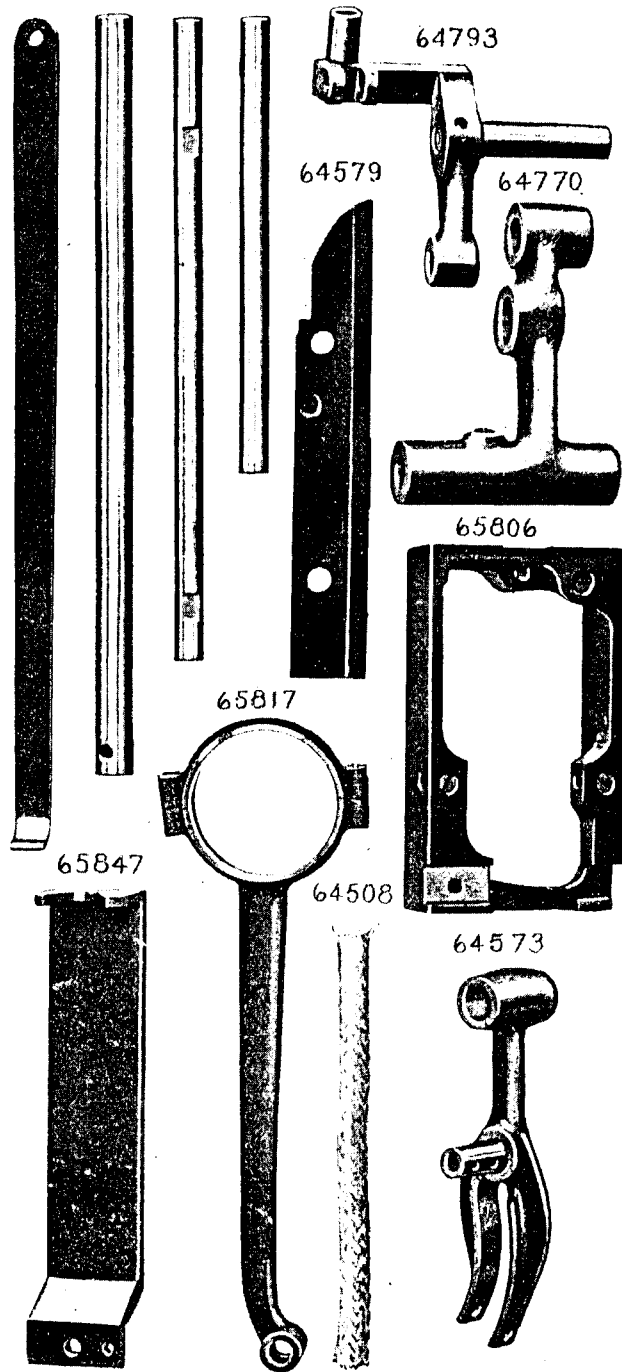


PLATE 8483—FULL SIZE

64789 64790 64537 64533




PLATE 8484—FULL SIZE

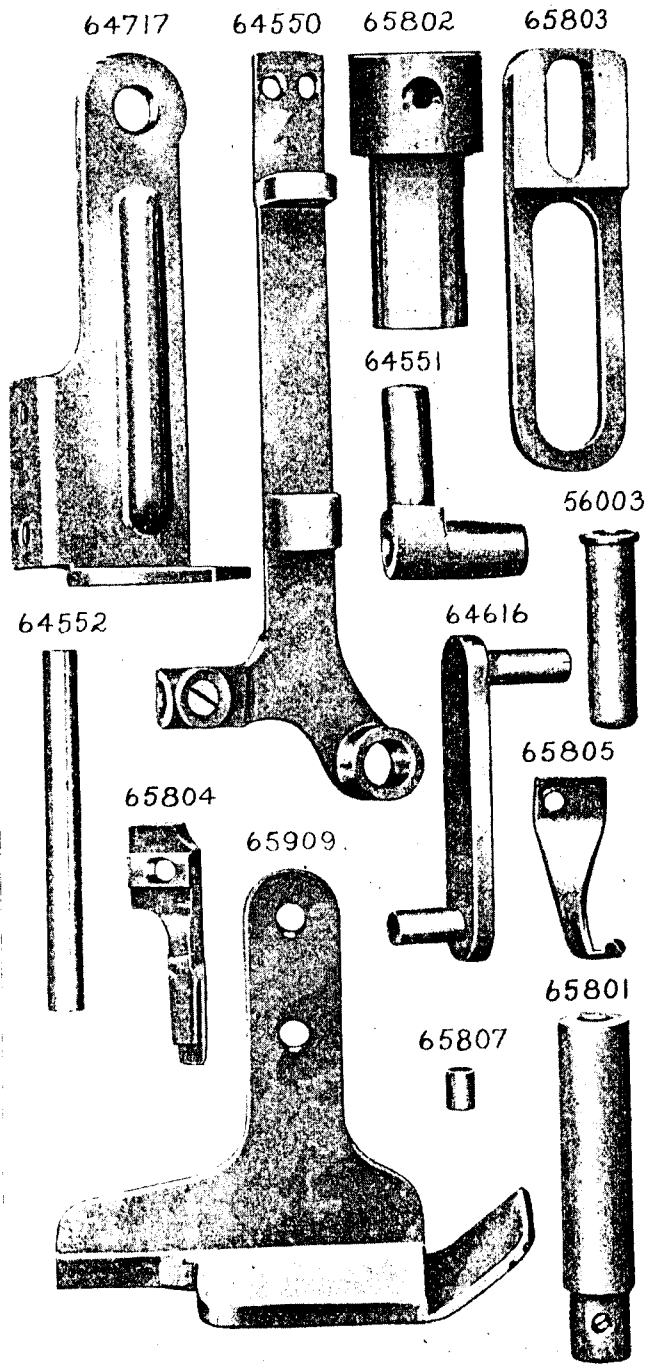


PLATE 8485—FULL SIZE





PLATE 8486—FULL SIZE

64562



64710



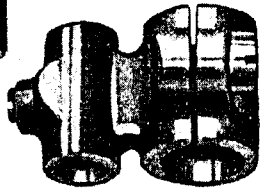
64563




64566



65819

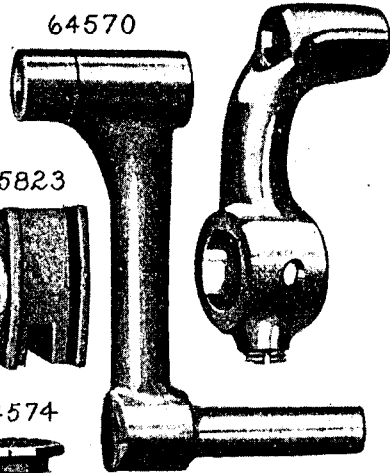


65821




65820

64570




65823



64574



65824



64628




PLATE 8487—FULL SIZE

65826



65828



64588



64585



64590




5923



65831



64576



24833



65830



64587



PLATE 8488—FULL SIZE




PLATE 8489—FULL SIZE

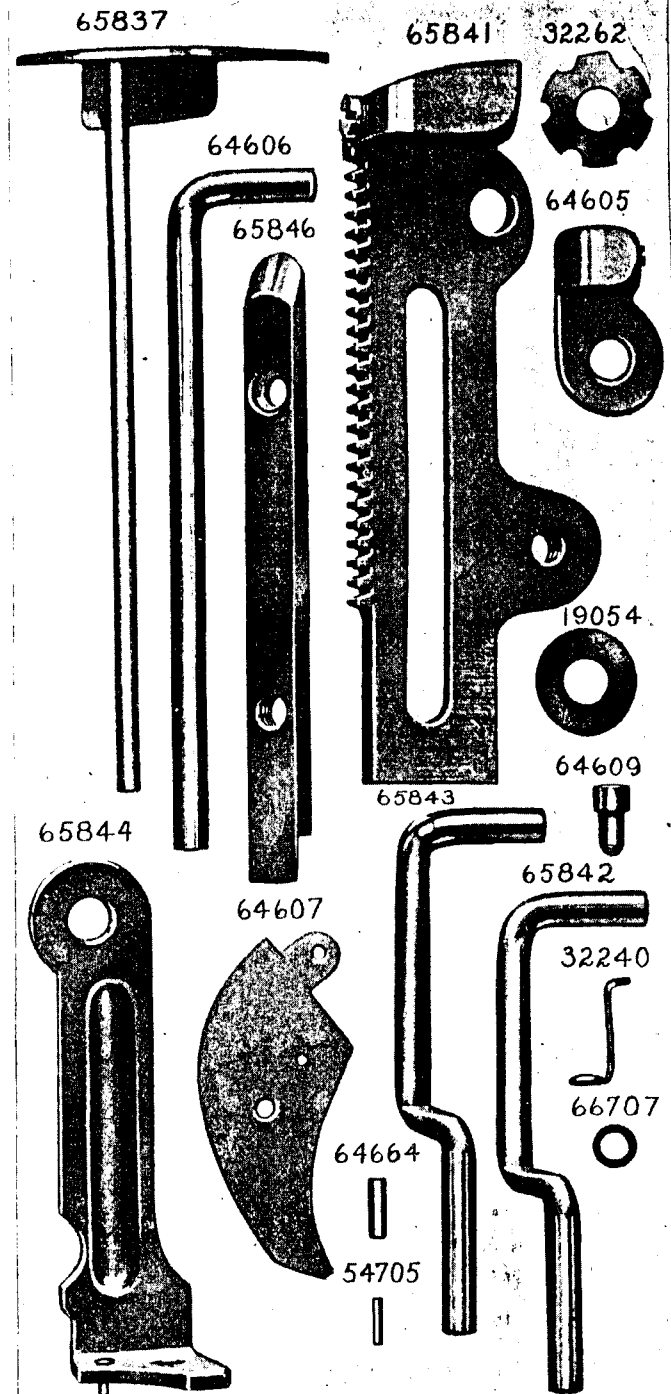


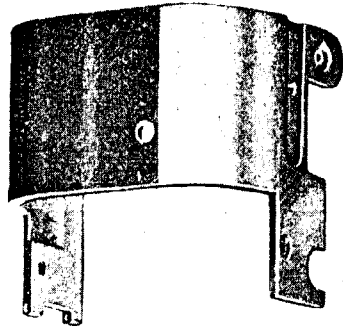


PLATE 8490—ONE-HALF SIZE

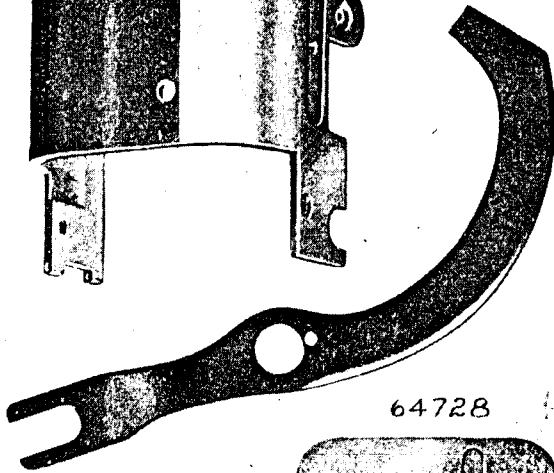
64627



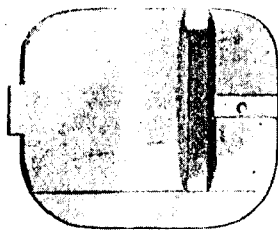
64701




65869



64728



64703



64788

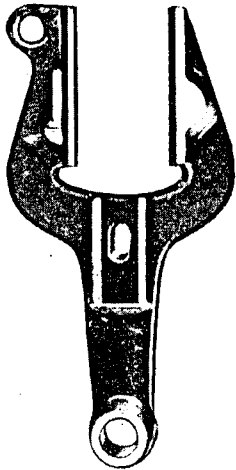



PLATE 8491—FULL SIZE


65849




65850




64631




65907



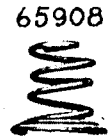
65851



32191



32193




65908

32194



32192




50630


51808



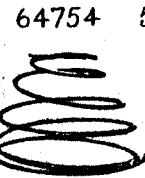
32195



22430



65867



64754

54515

5480



19046



19045



PLATE 8492—FULL SIZE

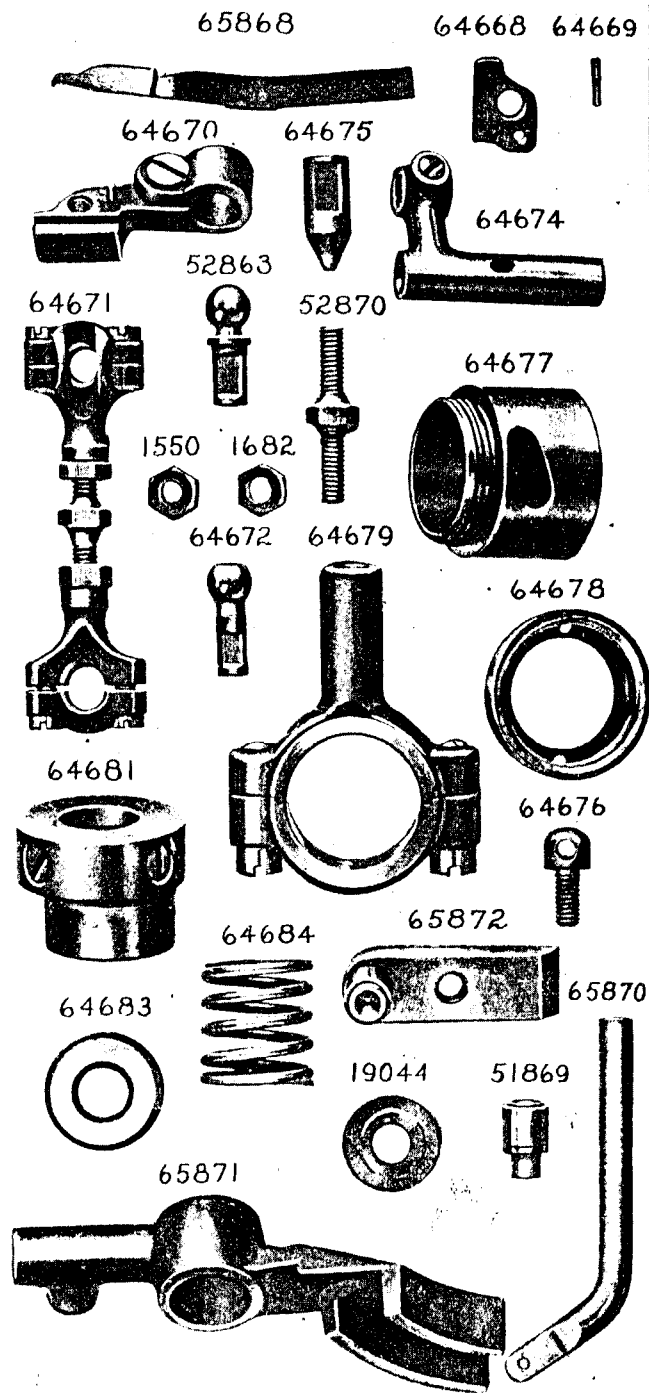


PLATE 8493—FULL SIZE




PLATE 8494—FULL SIZE




PLATE 8495—FULL SIZE




PLATE 8496—ONE-HALF SIZE

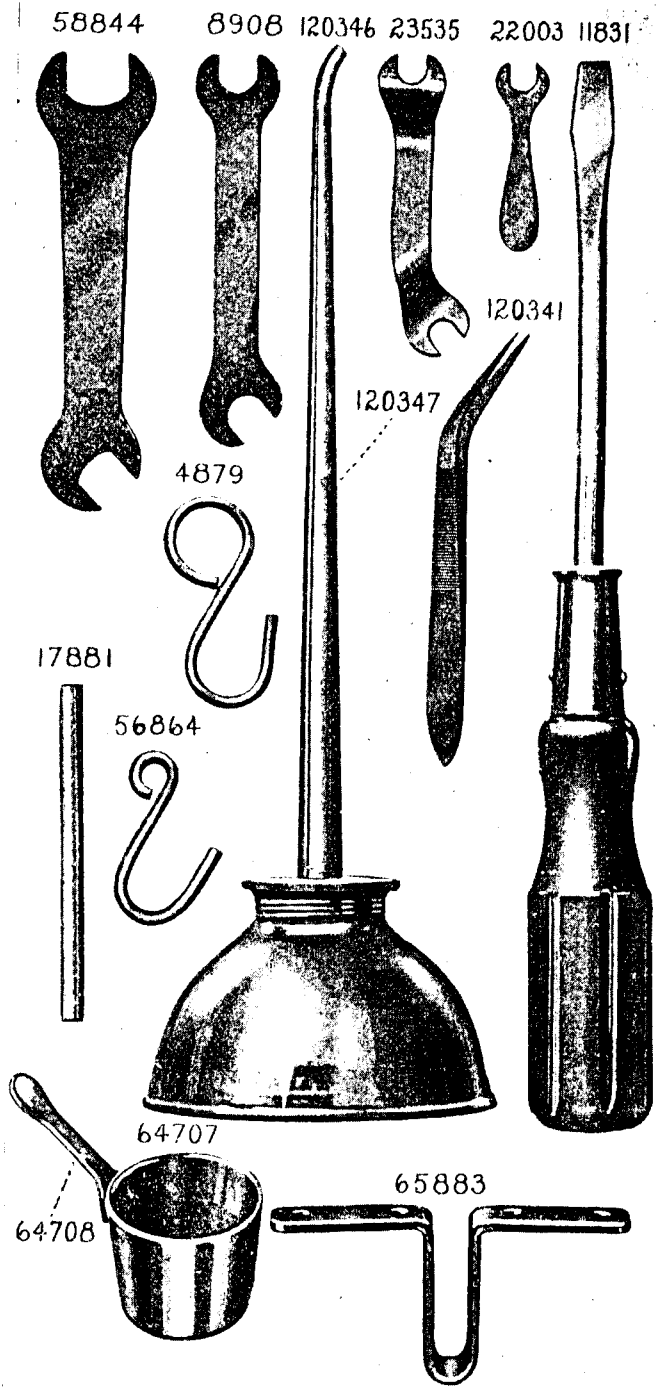


PLATE 8497—ONE-FOURTH SIZE

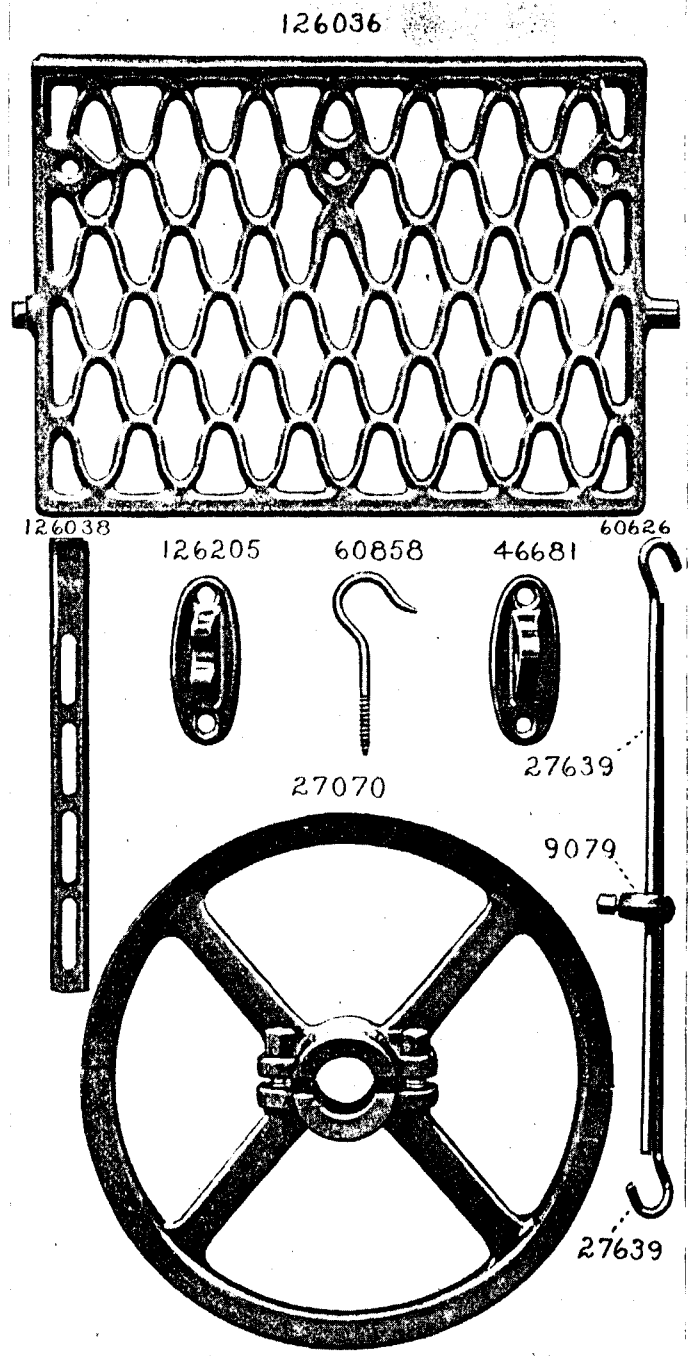
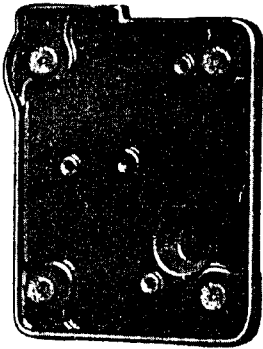


PLATE 8498—ONE-SIXTH SIZE

41046



64706



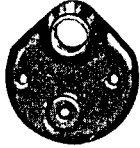
17884




17876

17883

41044



64772



41045

