

**SINGER**  
**22W31**

# LIST OF PARTS



## MACHINE No. 22w31

THE SINGER MANUFACTURING COMPANY

## INDEX

---

	PAGE
ACCESSORIES .....	19
BOBBIN WINDER .....	19
ILLUSTRATIONS OF PERFORATING DESIGNS .....	23
MACHINE No. 22w31 .....	7
NUMERICAL LIST OF PARTS .....	27
PUNCES .....	21
PUNCH HOLDERS .....	21
PUNCH REMOVERS .....	22
STARTING TREADLE .....	20
THREAD UNWINDER .....	20



No.	Plate	Name
204443	10470	Arm Bracket Switch Spring .....
204349	13126	" " " " Hook ..
246002	----	Arm Bracket complete, Nos. 200161H, 200391C, 200859B, 201528H, 204346, 204347, 215948, 215951, 246075 and 246086 .....
204163	13125	Arm Cap .....
200278H	12311	" " Screw .....
202248	12307	" " " Washer .....
204235	13126	" Position Pin (2) .....
200963E	12311	" Screw (3) .....
202005	12308	" " Washer (3) .....
203202	13127	" Shaft .....
204351	13125	" " Bushing (front) .....
200439C	12311	" " " Position Screw ..
204440	13125	" " Connection with four 200054E (2) .....
200054E	12307	Arm Shaft Connection Screw ....
246087	----	Balance Wheel (belt groove 5 in. diam.) with 200352C and 200363C
200062H	12311	Balance Wheel Adjusting Screw ..
200352C	13126	" " Position Screw ....
200363C	12338	" " Set Screw .....
246088	13127	Balance Wheel complete, Nos. 235380, 235404, 246087 and two 200946E .....
*246005	----	Bed with 202062, 203248, 203249, two each 200362C, 200516E, 200840E and 202299 .....
202258	13105	Bed Hinge Connection (2) .....
200570E	12311	" " " Screw (4) ....
203329	13125	" Slide (back) .....
203301	12334	" " (front) .....
203208	12250	Bobbin (2) .....
203210	12250	" Case Base with 202056, 203211 to 203213 and 203216 .....
203211	12250	Bobbin Case Base Latch .....
*202056	----	" " " " Pin .....
203212	12250	" " " " Plunger ..
203213	12250	" " " " Spring ..
203209	12250	" " Cap with 200984C, 203214, 203215 and two 200594C ..
203214	12250	Bobbin Case Tension Spring .....
200984C	12250	" " " " Regulat- ing Screw .....
200594C	12250	Bobbin Case Tension Spring Screw
203215	12250	" " Thread Guide .....
200594C	12250	" " " " Screw ..
203216	12250	" " Washer (cloth) .....

No.	Plate	Name
203217	12250	Bobbin Case complete, Nos. 203209 and 203210 .....
204533	13127	Face Plate with 200366H, 204730, two each 200368H, 202090, 204281 and three 200397H .....
200053C	12311	Face Plate Screw .....
204730	13105	" " Thread Guide .....
200397H	12309	" " " " Set Screw
204534	----	Face Plate complete, Nos. 200113E, 200135E, 200319C, 200577H, 204277 to 204280, 204330, 204533, 204555, two each 200309E, 204059 and 204272 .....
203303	12334	Feed Bar with 204189 .....
203309	----	" " 203303 with 200214E, 201525E and 204200 .....
200214E	13105	Feed Bar Hinge Screw .....
201525E	13105	" " " " Nut .....
214424	13105	" " Spring .....
204189	12306	" " " Hook .....
212211	13133	" Dog, for 246073 .....
212213	13133	" " " 246077 .....
212209	13133	" " " 246080 .....
200106E	12311	" " Screw (2) .....
200075E	13105	" " Support Screw .....
201535E	13105	" " " " Nut .....
203233	13126	" Driving Cam with 200382C and 200437C .....
204192	13125	Feed Driving Cam Fork Lever with 204195 and 204293 .....
204193	12334	Feed Driving Cam Fork Lever Con- nection with 200668C and 201525E
204194	12306	Feed Driving Cam Fork Lever Con- nection Clamp with 200031E ...
200031E	12311	Feed Driving Cam Fork Lever Con- nection Clamp Pinch Screw ....
200668C	13105	Feed Driving Cam Fork Lever Con- nection Clamp Screw Stud .....
201525E	13105	Feed Driving Cam Fork Lever Con- nection Clamp Screw Stud Nut ..
200002E	12338	Feed Driving Cam Fork Lever Con- nection Hinge Screw .....
201522E	12338	Feed Driving Cam Fork Lever Con- nection Hinge Screw Nut .....
*204195	----	Feed Driving Cam Fork Lever Shaft .....
204197	12306	Feed Driving Cam Fork Lever Shaft Collar with 200113E .....
200113E	12308	Feed Driving Cam Fork Lever Shaft Collar Set Screw .....

No.	Plate	Name
204293	12308	Feed Driving Cam Fork Lever Shaft Position Pin .....
204196	12307	Feed Driving Cam Fork Lever Shaft Sleeve (split) .....
200043c	12311	Feed Driving Cam Fork Lever Shaft Sleeve Set Screw .....
201524E	12338	Feed Driving Cam Fork Lever Shaft Sleeve Set Screw Nut ....
204198	12334	Feed Driving Cam Fork Lever complete, Nos. 204192 and 204194 ..
200437c	12311	Feed Driving Cam Position Screw
200382c	13126	" " " Set Screw ....
204199	13127	" " Rock Shaft .....
206554	---	" " " " 204199 with 200002E, 201522E and 204193 ...
202305	12307	Feed Driving Rock Shaft Center (2) .....
200043c	12311	Feed Driving Rock Shaft Center Set Screw (2) .....
204200	13126	Feed Driving Rock Shaft Crank with 204189 (on left side) and two 200383c .....
200383c	12311	Feed Driving Rock Shaft Crank Set Screw .....
213007	13126	Feed Lifting Cam with 202126 ....
204202	12308	" " " Fork with 200027E
200027E	12338	" " " " Pinch Screw
202126	12308	" " " Position Pin ...
200045E	12338	" " " Screw .....
203305	12334	" " Rock Shaft .....
203315	12334	" " " " 203305 with 203238 .....
202305	12307	Feed Lifting Rock Shaft Center (2)
200043c	12311	" " " " " Set Screw (2) .....
202276	12308	Feed Lifting Rock Shaft Slide Block .....
203238	12308	Feed Lifting Rock Shaft Slide Block 202276 with 200243E and 201531E .....
200243E	12338	Feed Lifting Rock Shaft Slide Block Hinge Screw .....
201531E	12308	Feed Lifting Rock Shaft Slide Block Hinge Screw Nut .....
204206	12306	Feed Regulating Handle .....
204207	12334	" " " 204206 with 200098F, 202622, 204208 to 204210, 204213 and 204925 .....
204208	12307	Feed Regulating Handle Adjustable Stop .....

No.	Plate	Name
200098F	12307	Feed Regulating Handle Adjustable Stop Screw .....
204925	12306	Feed Regulating Handle Adjustable Stop Screw Washer .....
204209	12307	Feed Regulating Handle Position Pin .....
204210	12306	Feed Regulating Handle Shaft ....
204211	12306	" " " " Crank with 200098F .....
204212	12307	Feed Regulating Handle Shaft Crank Link .....
200271E	12311	Feed Regulating Handle Shaft Crank Link Hinge Screw (lower)
200291E	12307	Feed Regulating Handle Shaft Crank Link Hinge Screw (upper)
200098F	12307	Feed Regulating Handle Shaft Crank Set Screw .....
204213	12307	Feed Regulating Handle Shaft Sleeve (split) .....
200362c	12311	Feed Regulating Handle Shaft Sleeve Set Screw .....
202622	12306	Feed Regulating Handle Shaft Sleeve Washer .....
202036	12338	Feed Regulating Handle Stop Pin
204214	---	Feed Regulating Handle complete, Nos. 200291E, 204207, 204211 and 204212 .....
246081	13127	Foot Lifter Lifting Lever .....
246082	13125	" " " " Bracket with two 200036E .....
200036E	13126	Foot Lifter Lifting Lever Bracket Screw .....
200262u	12306	Foot Lifter Lifting Lever Hinge Screw .....
227308	13127	Foot Lifter Lifting Lever Rod with 202302 .....
204126	13126	Foot Lifter Lifting Lever Rod Clamp with two 200530c .....
227316	12388	Foot Lifter Lifting Lever Rod Clamp Hook .....
227576	12388	Foot Lifter Lifting Lever Rod Clamp Hook 227316 with 204126
200530c	13105	Foot Lifter Lifting Lever Rod Clamp Set Screw .....
202302	12306	Foot Lifter Lifting Lever Rod Cotter Pin .....
206628	12388	Foot Lifter Lifting Lever Rod Spring .....
227227	12388	Foot Lifter Lifting Lever Rod Spring Collar with 200113E .....

No.	Plate	Name
200113F	12308	Foot Lifter Lifting Lever Rod Spring Collar Set Screw .....
*203463	—	Hook (sewing) .....
203464	12250	" 203463 with 201253F, 201376F and 203251 .....
203465	12250	Hook and Bobbin Case complete, Nos. 203217 and 203464 .....
203241	11007	Hook Bevel Gear Socket, 24 teeth
200555H	11007	" " " " Screw ...
203242	11007	" " Pinion, 24 teeth, with two 200383c (2) .....
200383c	12311	Hook Bevel Pinion Set Screw ....
203306	13125	" Counter Shaft .....
203244	11007	" " " Collar with two 200393c .....
200393c	11007	Hook Counter Shaft Collar Set Screw .....
203245	11007	Hook Counter Shaft Driving Gear, 44 teeth, with 200362c and 200439c
213157	—	Hook Counter Shaft Driving Gear 203245 with 200045E and 213007..
200439c	12311	Hook Counter Shaft Driving Gear Position Screw .....
200362c	12311	Hook Counter Shaft Driving Gear Set Screw .....
203246	13126	Hook Counter Shaft Gear, 22 teeth, with two 200383c .....
200383c	12311	Hook Counter Shaft Gear Set Screw
202299	—	Hook Counter Shaft Oil Packing (wick) .....
200840E	11007	Hook Counter Shaft Oil Packing (wick) Stop Screw .....
203247	13127	Hook Driving Shaft .....
203248	12334	" " " Bearing with 202299 .....
202299	—	Hook Driving Shaft Bearing Oil Packing (wick) .....
202126	12308	Hook Driving Shaft Bearing Posi- tion Pin .....
200516E	12311	Hook Driving Shaft Bearing Screw
203249	11007	" " " Bushing (eccen- tric) .....
202299	—	Hook Driving Shaft Bushing Oil Packing (wick) .....
200362c	12311	Hook Driving Shaft Bushing Set Screw .....
213141	—	Hook Driving Shaft Collar with two 200393c .....
200393c	11007	Hook Driving Shaft Collar Set Screw .....

No.	Plate	Name
203251	12250	Hook Gib .....
201376F	13126	" " Hinge Screw .....
201253F	13126	" " Screw .....
203307	11242	" Saddle (left or right) with 202299 .....
202299	—	Hook Saddle Oil Packing (wick)..
200006E	11007	" " Screw (4) .....
225585	11007	" " " Washer (4) .....
203718	12250	" Washer .....
203468	11242	Hook Saddle complete, Nos. 200555H, 203241, 203307, 203465 and 203718 .....
203469	—	Hook Saddle Combination (left and right) complete, Nos. two 203468
246006	13129	Intermediate Idler Gear .....
246007	13129	" " Locking Lever .....
201266H	13129	Intermediate Idler Gear Locking Lever Screw .....
246008	13129	Intermediate Idler Gear Stud ....
200379c	13129	" " " " Set Screw .....
231390	13128	Needle Bar (hollow) .....
204248	12307	" " Connecting Link .....
200658c	12307	" " " " Hinge Screw Stud .....
201519E	12307	Needle Bar Connecting Link Hinge Screw Stud Nut .....
204249	12308	Needle Bar Connecting Stud with 200072c and 202277 .....
202277	—	Needle Bar Connecting Stud Oil Packing (wick) .....
200072c	12308	Needle Bar Connecting Stud Pinch Screw .....
204326	12338	Needle Bar Packing Cord (2) ....
200868	10470	" " Screw Bushing (lower)
200867B	10470	" " " " (upper)
246083	13129	Needle Holder, in gauges $\frac{1}{4}$ , $\frac{5}{16}$ and $\frac{3}{8}$ in., with 200141F, 200389c and 201030F .....
201030F	13105	Needle Holder Screw .....
200389c	13129	" Set Screw (left) .....
200141F	13129	" " " (right) .....
204252	12308	Presser Bar Lifter .....
200550c	12311	" " " Hinge Screw ...
204455	10470	" " Lifting Bracket with 200387c .....
204254	12307	Presser Bar Lifting Bracket Posi- tion Guide .....

No.	Plate	Name
200362c	12311	Presser Bar Lifting Bracket Position Guide Set Screw .....
200387c	10470	Presser Bar Lifting Bracket Set Screw .....
204327	12306	Presser Bar Packing Washer (felt)
200868	10470	" " Screw Bushing (lower)
204255	13129	" " Spring .....
200493b	10470	" " Thumb Screw (pressure regulating) .....
246010	13129	Punch .....
246078	13128	" Bar .....
246076	---	" " 246078 with 246062 and 350132c .....
246086	13128	Punch Bar Bell Crank with 200337c, 201528u, 204349 and 204449 .....
204449	10470	Punch Bar Bell Crank Bearing ...
350130c	13129	" " " " Driving Screw Stud .....
201528u	13126	Punch Bar Bell Crank Driving Screw Stud Nut .....
200391c	13129	Punch Bar Bell Crank Position Screw .....
200337c	13129	Punch Bar Bell Crank Stop Screw
201528u	13126	" " " " " Stud Nut .....
246060	13128	Punch Bar Driving Cam .....
246061	---	" " " " 246060 with 235380, 235404, 246089 and two 200946E .....
235380	13129	Punch Bar Driving Cam Gear ....
235404	13129	" " " " " Position Pin .....
200946E	13129	Punch Bar Driving Cam Gear Screw .....
246089	---	Punch Bar Driving Cam Oil Packing (felt) .....
204246	13126	Punch Bar Driving Cam Position Collar with two 200383c .....
200383c	12311	Punch Bar Driving Cam Position Collar Set Screw .....
201816	12307	Punch Bar Driving Cam Roller ....
201808	---	" " " " " 201816 with 200825c .....
201842	---	Punch Bar Driving Cam Roller 201808 with 201528u .....
200825c	13129	Punch Bar Driving Cam Roller Screw Stud .....
201528u	13126	Punch Bar Driving Cam Roller Screw Stud Nut .....

No.	Plate	Name
246034	13129	Punch Holder with 246010 .....
350131c	13129	" " Adjusting Thumb Screw .....
246062	13129	Punch Holder Bracket with 201177b and 350131c .....
350132c	13129	Punch Holder Bracket Screw ....
201177b	13129	" " Screw .....
201906	13130	Roller Presser, 1½ in. diam., ⅜ in. face (fine) with 200548c and 201534u .....
202839	13130	Roller Presser Arm .....
204567	13130	" " " 202839 with 201906 .....
202560	13130	Roller Presser Arm Bracket (swing) .....
200675c	13130	Roller Presser Arm Bracket Position Screw .....
202558	13130	Roller Presser Arm Bracket Spring
229370	---	" " " " " Stop and Back Needle Guard Holder .....
229371	13130	Roller Presser Arm Bracket Spring Stop and Back Needle Guard Holder 229370 with 200159E, 200350u and 226220 .....
200350u	13130	Roller Presser Arm Bracket Spring Stop and Back Needle Guard Holder Adjusting Screw .....
200141E	13129	Roller Presser Arm Bracket Spring Stop and Back Needle Guard Holder Screw .....
200077b	13130	Roller Presser Arm Screw, for gauges ⅜ and ⅝ inch .....
200082b	10881	Roller Presser Arm Screw, for ¼ in. gauge .....
229744	13130	Roller Presser Arm Shim, ⅜ in. thick .....
229745	13130	Roller Presser Arm Shim, ⅝ in. thick .....
202760	13130	Roller Presser Arm Shim, ⅜ in. thick .....
204495	13128	Roller Presser Bar .....
200548c	13130	" " Hinge Screw .....
201534u	13130	" " " " Nut ....
246084	13130	" " Needle Guard (back), in ¼ in. gauge .....
246063	13130	Roller Presser Needle Guard (back), in ⅝ in. gauge .....
246064	13130	Roller Presser Needle Guard (back), in ⅜ in. gauge .....

No.	Plate	Name
200159F	13130	Roller Presser Needle Guard (back) Clamp Screw .....
226220	13130	Roller Presser Needle Guard (back) Clamp Screw Washer ..
246085	—	Roller Presser and Bar complete, in $\frac{1}{8}$ in. gauge, Nos. 200082b, 200675c, 202558, 202560, 202760, 204495, 204567, 229371, 246084 and two 200141F .....
246065	—	Roller Presser and Bar complete, in $\frac{5}{16}$ in. gauge, Nos. 200077D, 200675c, 202558, 202560, 202760, 204495, 204567, 229371, 229744, 246063 and two 200141F .....
246066	13128	Roller Presser and Bar complete, in $\frac{7}{16}$ in. gauge, Nos. 200077D, 200675c, 202558, 202560, 202760, 204495, 204567, 229371, 229745, 246064 and two 200141F .....
246067	13131	Stitch Change Gear with 200378c..
246068	13131	" " " Bracket with 200379c .....
200007D	13132	Stitch Change Gear Bracket Screw (3) .....
246069	13131	Stitch Change Gear Bracket Shaft
203250	11007	" " " " " Collar with two 200393c .....
200393c	11007	Stitch Change Gear Bracket Shaft Collar Set Screw .....
235380	13129	Stitch Change Gear Bracket Shaft Driving Gear .....
235404	13129	Stitch Change Gear Bracket Shaft Driving Gear Position Pin .....
200946E	13129	Stitch Change Gear Bracket Shaft Driving Gear Screw .....
246070	13131	Stitch Change Gear Bracket Shaft Gear with 200439c and 201421c..
246071	13127	Stitch Change Gear Bracket Shaft Gear Guard with two 200347c ..
200347c	13132	Stitch Change Gear Bracket Shaft Gear Guard Set Screw .....
200439c	12311	Stitch Change Gear Bracket Shaft Gear Position Screw .....
201421c	13132	Stitch Change Gear Bracket Shaft Gear Set Screw .....
246072	13131	Stitch Change Gear Guard .....
200078E	12307	" " " " Screw (2)
231433	13132	" " " Key .....
200378c	12311	" " " Set Screw ...

No.	Plate	Name
213006	13131	Take-up Cam with 200335c, 200383c, 200430c, 200658c and 201519E ..
200430c	12311	Take-up Cam Position Screw .....
200383c	12311	" " " " Check Screw .....
200335c	12311	Take-up Cam Set Screw .....
203311	—	" Lever .....
221454	—	" " 203311 with 204263 ..
204263	13132	" " Bearing with 204264..
204264	12306	" " " Position Pin ..
200042F	12311	" " " Screw .....
201816	12307	" " Roller .....
203312	13132	Take-up Lever complete, Nos. 200042F, 201816 and 221454 .....
202402	12309	Tension Disc .....
202090	12309	" " Position Pin .....
204555	12338	" Release Lever .....
200309E	12309	" " " Screw .....
202075	12309	" " Plunger .....
204456	10470	" " Slide .....
204457	10470	" " " Spring .....
202407	10881	" Spring .....
200632B	12309	" Stud .....
200397H	12309	" " Set Screw .....
201572B	10881	" Thumb Nut .....
204271	12309	" Washer .....
204272	12309	Tension complete, Nos. 200632B, 201572B, 202075, 202407, 204271 and two 202402 .....
204458	10470	Thread Controller Adjusting Collar with 200684H (for Presser Bar)..
200684H	12308	Thread Controller Adjusting Collar Screw .....
204274	12309	Thread Controller Plate' .....
200577H	12311	" " " Screw .....
202098	12309	" " Roller .....
204275	12309	" " " Guard .....
202084	12309	" " " " Washer
200300c	12309	" " " Screw .....
204276	12309	" " Spring .....
204333	12309	" " " Guard .....
200581H	12309	" " " " Screw..
204277	12309	" " " Stop .....
204278	12309	" " " " Driving Gear .....
200319c	12309	Thread Controller Spring Stop Driving Gear Hinge Screw .....
200135E	12309	Thread Controller Spring Stop Screw .....



No.	Plate	Name
204279	12309	Thread Controller Spring Stud with 204925 .....
200366H	12309	Thread Controller Spring Stud Set Screw .....
204925	12306	Thread Controller Spring Stud Washer .....
205987	12309	Thread Controller complete, Nos. 200300c, 200581H, 202084, 202098, 204274, 204275 and 204333 .....
204280	12309	Thread Controller and Spring complete, Nos. 204276 and 205987 ..
204459	10470	Thread Guide .....
203313	13105	" " .....
204329	-----	" Oiler (felt) .....
204330	13132	" " Bracket with 204329 ..
200113F	12308	" " " Screw .....
204281	12309	" Retainer Guide Wire .....
202091	12309	" " Sleeve .....
202092	12309	" " Spring .....
204058	12309	" " Stud .....
200368H	12309	" " " Set Screw .....
204059	12309	Thread Retainer complete, Nos. 202091, 202092 and 204058 .....
246080	13133	Throat Plate, 50 needle hole, in $\frac{3}{8}$ in. gauge, with 246079, for 212209
246073	13133	Throat Plate, 50 needle hole, in $\frac{3}{8}$ in. gauge, with 246074, for 212211
246077V	13133	Throat Plate, 50 needle hole, in $\frac{3}{8}$ in. gauge, with 246074, for 212213
246079	13132	Throat Plate Plug (brass) .....
246074	13132	" " " " .....
202062	12308	" " Position Pin .....
200161D	13126	" " Screw .....
200577H	12311	" " " .....

## ACCESSORIES

No.	Plate	Name
203208	12250	Bobbin (10) .....
*225482	-----	" Case Screw Driver Blade ..
*225483	-----	" " " " Handle ..
225497	12345	Bobbin Case Screw Driver complete, Nos. 225482 and 225483 ..
246010	13129	Punch (15) .....
304304	13132	" Remover .....
225487	13132	Roller Presser Hinge Screw Nut Wrench .....
246074	13132	Throat Plate Plug (brass) (5) ....
128 x 2	-----	Needles, four each, sizes 11, 12 and 13 .....
225191	---	Drip Pan with four wood screws $\frac{1}{2}$ in., No. 5 .....
41400	12345	Machine Rest Pin (wood) .....
36578	12345	Oiler with 36579 .....
36579	12345	" Spout, $3\frac{1}{2}$ in. long, with 120117
120117	-----	" " Washer (leather) .....
*225484	-----	Screw Driver Blade .....
*225485	-----	" " Handle .....
225498	12345	Screw Driver complete ( $7\frac{1}{2}$ in. long), Nos. 225484 and 225485 ..
225554	12345	Wrench (steel) .....

### BOBBIN WINDER

#### Swing Automatic, Right Hand

225453	10884	Frame with 202277 and 225438 ...
225454	10884	Frame Hinge Pin .....
202277	-----	" Oil Packing (wick) .....
225438	10884	" " Well Cap .....
225455	10884	" Spring .....
225456	10884	" " Plunger .....
202473	10885	Pulley with 200105c .....
200105c	10884	" Set Screw .....
225381	10884	Spindle .....
225444	10884	Stop Latch .....
200056E	10884	" " Screw .....
225458	10884	" " Thumb Lever .....
225459	10884	" " " Hinge Stud
225460	10884	" " " " Joint Stud
202478	10884	" " Trip Lever .....
200299H	10884	" " " " Hinge Screw

No.	Plate	Name
225461	10881	Tension Bracket with 201499B ....
200082D	10881	" " Screw .....
228026	10884	" " " Washer .....
2102	10881	" Disc .....
202407	10881	" Spring .....
201499B	10881	" Stud .....
201572B	10881	" " Thumb Nut .....
225462	10881	Bobbin Winder Tension Bracket complete, Nos. 201572B, 202407, 225461 and two 2102 .....
225433	10885	Bobbin Winder and Tension Bracket Base .....
225382	10885	Universal Bobbin Winder complete, Nos. 200056E, 200082D, 200299B, 202473, 202478, 225381, 225433, 225444, 225453 to 225456, 225458 to 225460, 225462, 228026 and two wood screws $\frac{3}{4}$ in., No. 13, R.H.B.

#### STARTING TREADLE

260186	13127	Starting Treadle .....
260187	13127	" " Bracket .....
260197	13127	" " " 260187 with 260186, 260189, 350005E and two wood screws $1\frac{1}{2}$ in., No. 14 ....
232365	13127	Starting Treadle Chain (41 $\frac{1}{2}$ in. long) with two 202784 .....
202784	12388	Starting Treadle Chain Hook ....
350005E	13132	" " " Screw Eye.
260189	13132	" " Hinge Pin .....

#### THREAD UNWINDER

225389	14083	Spool Rest (for one spool) with 201018c .....
225395	14083	Spool Rest (for two spools) with 201018c .....
225388	14083	Spool Rest Rod .....
200383c	12311	" " " Set Screw .....
201018c	13132	" " " Set Screw .....
202490	14083	" Stand with 200383c .....
60913	14083	" Weight .....
225391	14083	Thread Guide .....
201696J	13132	" " Lock Nut .....
225392	14083	" " Rod with 208E and 225393 .....

No.	Plate	Name
208E	13132	Thread Guide Rod Screw .....
225393	---	" " " Washer .....
225397	14083	Thread Unwinder (for three spools) complete, Nos. 201696J, 202490, 225388, 225389, 225392, 225395, three each 60913, 225391 and wood screws $\frac{3}{4}$ in., No. 13 .....

## PUNCHES

246009	---	Punch, round, diam. of wire .099, diam. of punch end .042 .....
246010	13129	Punch, round, diam. of wire .088, diam. of punch end .035 .....
246011	---	Punch, round, diam. of wire .069, diam. of punch end .029 .....
246012	---	Punch, round, diam. of wire .050, diam. of punch end .023 .....
246013	---	Punch, round, diam. of wire .099, diam. of punch end .058 .....
246014	---	Punch, round, diam. of wire .139, diam. of punch end .073 .....
246015	---	Punch, round, diam. of wire .120, diam. of punch end .062 .....

## PUNCH HOLDERS

For illustrations showing the perforating design see pages 23, 24 and 25.

246034	13129	Punch Holder with 246010 .....
246035	---	" " " 246009 .....
246036	---	" " " 246011 .....
246037	---	" " " 246012 .....
246038	---	" " " 246009 and two 246012 .....
246039	---	Punch Holder with 246009 and two 246012 .....
246040	---	Punch Holder with 246013 and two 246012 .....

No.	Plate	Name
246041	—	Punch Holder with 246013 .....
246042	—	" " " 246014 .....
246043	—	" " " 246015 .....
246044	—	" " " 246015 and two 246012, for $\frac{1}{16}$ in. gauge machine
246045	—	Punch Holder with 246013 and two 246012 .....
246046	—	Punch Holder with three 246012 ..
246047	—	" " " 246009 and two 246012 .....
246048	—	Punch Holder with 246013 and two 246012 .....
246049	—	Punch Holder with 246015 and two 246012 .....
246050	—	Punch Holder with three 246012 ..
246051	—	" " " 246010, for $\frac{1}{8}$ in. gauge machine .....
246052	—	Punch Holder with 246011 and two 246012 .....
246053	—	Punch Holder with 246011, for $\frac{1}{8}$ in. gauge machine .....
246054	—	Punch Holder with 246012, for $\frac{1}{8}$ in. gauge machine .....
246055	—	Punch Holder with three 246012 ..
246056	—	" " " 246009 and two 246012 .....
246057	—	Punch Holder with one each 246012 and 246013 .....
246058	—	Punch Holder with 246016 .....
246101	—	" " " two 246012 ..
246102	—	" " " 246010 and two 246012 .....
246103	—	Punch Holder with 246009 and two 246012 .....












### PUNCH REMOVERS

304301	13132	Punch Remover, for 246012 .....
304303	13132	" " " 246011 .....
304304	13132	" " " 246010 .....
304305	13132	" " " 246009 and 246013 .....
304306	13132	Punch Remover, for 246014 and 246015 .....

## ILLUSTRATIONS OF PERFORATING DESIGNS

Showing the number of the punch holder and punches necessary to produce each design, also the gauge of machine on which they should be used.

### SINGLE PUNCH PERFORATIONS

 E 4323 Punch Holder 246034 Punch 246010 Gauges $\frac{1}{16}$ or $\frac{1}{8}$ in.	 E 4330 Punch Holder 246042 Punch 246014 Gauges $\frac{1}{16}$ or $\frac{1}{8}$ in.
 E 4324 Punch Holder 246035 Punch 246009 Gauges $\frac{1}{16}$ or $\frac{1}{8}$ in.	 E 4331 Punch Holder 246043 Punch 246015 Gauges $\frac{1}{16}$ or $\frac{1}{8}$ in.
 E 4335 Punch Holder 246036 Punch 246011 Gauges $\frac{1}{16}$ or $\frac{1}{8}$ in.	 E 4338 Punch Holder 246051 Punch 246010 Gauge $\frac{1}{8}$ in. only
 E 4326 Punch Holder 246037 Punch 246012 Gauges $\frac{1}{16}$ or $\frac{1}{8}$ in.	 E 4339 Punch Holder 246053 Punch 246011 Gauge $\frac{1}{8}$ in. only
 E 4329 Punch Holder 246041 Punch 246013 Gauges $\frac{1}{16}$ or $\frac{1}{8}$ in.	 E 4340 Punch Holder 246054 Punch 246012 Gauge $\frac{1}{8}$ in. only
 E 4341 Punch Holder 246058 Punch 246016 Gauges $\frac{1}{16}$ or $\frac{1}{8}$ in.	

TWO PUNCH PERFORATIONS

When the machine is to be used for two or three punch perforating, it must be adjusted to make the same number of stitches per inch as that given below the illustration of the design.



Punch Holder 246057  
Small Punch 246012  
Large Punch 246013  
Gauges  $\frac{3}{8}$  or  $\frac{7}{16}$  in.  
16 stitches per inch



Punch Holder 246101  
Punch (2) 246012  
Gauges  $\frac{3}{8}$  or  $\frac{7}{16}$  in.

THREE PUNCH PERFORATIONS



Punch Holder 246038  
Small Punch (2) 246012  
Large Punch (1) 246009  
Gauges  $\frac{3}{8}$  or  $\frac{7}{16}$  in.  
12 stitches per inch



Punch Holder 246044  
Small Punch (2) 246012  
Large Punch (1) 246015  
Gauge  $\frac{7}{16}$  in. only  
13 stitches per inch




Punch Holder 246039  
Small Punch (2) 246012  
Large Punch (1) 246009  
Gauges  $\frac{3}{8}$  or  $\frac{7}{16}$  in.  
19 stitches per inch



Punch Holder 246045  
Small Punch (2) 246012  
Large Punch (1) 246013  
Gauges  $\frac{3}{8}$  or  $\frac{7}{16}$  in.  
16 stitches per inch



Punch Holder 246040  
Small Punch (2) 246012  
Large Punch (1) 246013  
Gauges  $\frac{3}{8}$  or  $\frac{7}{16}$  in.  
12 stitches per inch



Punch Holder 246046  
Punch (3) 246012  
Gauges  $\frac{3}{8}$  or  $\frac{7}{16}$  in.  
19 stitches per inch



Punch Holder 246047  
Small Punch (2) 246012  
Large Punch (1) 246009  
Gauges  $\frac{3}{8}$  or  $\frac{7}{16}$  in.  
13 stitches per inch




Punch Holder 246050  
Punch (3) 246012  
Gauges  $\frac{3}{8}$  or  $\frac{7}{16}$  in.  
16 stitches per inch

THREE PUNCH PERFORATIONS—Continued



Punch Holder 246048  
Small Punch (2) 246012  
Large Punch (1) 246013  
Gauges  $\frac{3}{8}$  or  $\frac{7}{16}$  in.  
19 stitches per inch



Punch Holder 246052  
Small Punch (2) 246012  
Large Punch (1) 246011  
Gauges  $\frac{3}{8}$  or  $\frac{7}{16}$  in.  
16 stitches per inch



Punch Holder 246049  
Small Punch (2) 246012  
Large Punch (1) 246015  
Gauges  $\frac{3}{8}$  or  $\frac{7}{16}$  in.  
16 stitches per inch




Punch Holder 246055  
Punch (3) 246012  
Gauges  $\frac{3}{8}$  or  $\frac{7}{16}$  in.  
19 stitches per inch




Punch Holder 246056  
Small Punch (2) 246012  
Large Punch (1) 246009  
Gauges  $\frac{3}{8}$  or  $\frac{7}{16}$  in.  
16 stitches per inch

PLATE 10470—FULL SIZE

200493




204453



204449



204455



204443



200867



204459



200868



204457



200387



204456

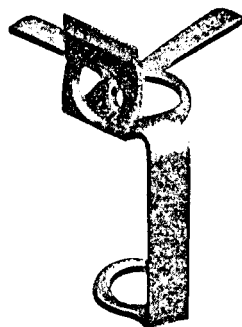



PLATE 10881-FULL SIZE

225461



200082




202104



2102



225462



202407



201499

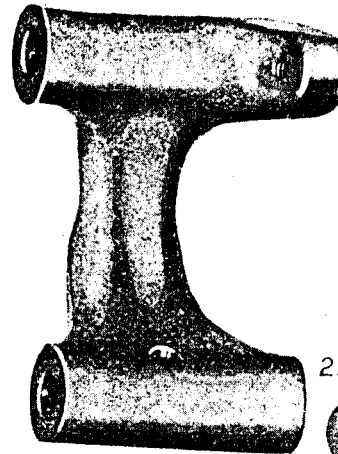


201572



PLATE 10884-FULL SIZE


225453



225444




202478



228026



225458



225460



225454



200299



225438



200056



225459



200105



225456



225381



225455




PLATE 10885—ONE-FOURTH SIZE

225433



202473



225382





PLATE 11007—FULL SIZE


203241



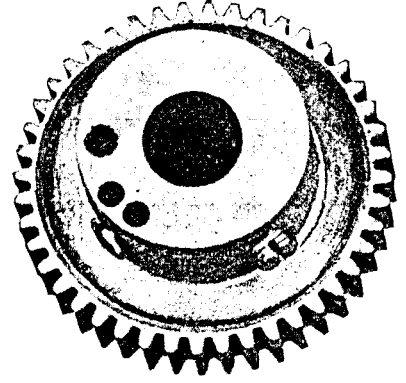
200555



203242



203245




203250




200393


203246



200006




203249



225585



203244



200840



PLATE 11242—ONE-HALF SIZE

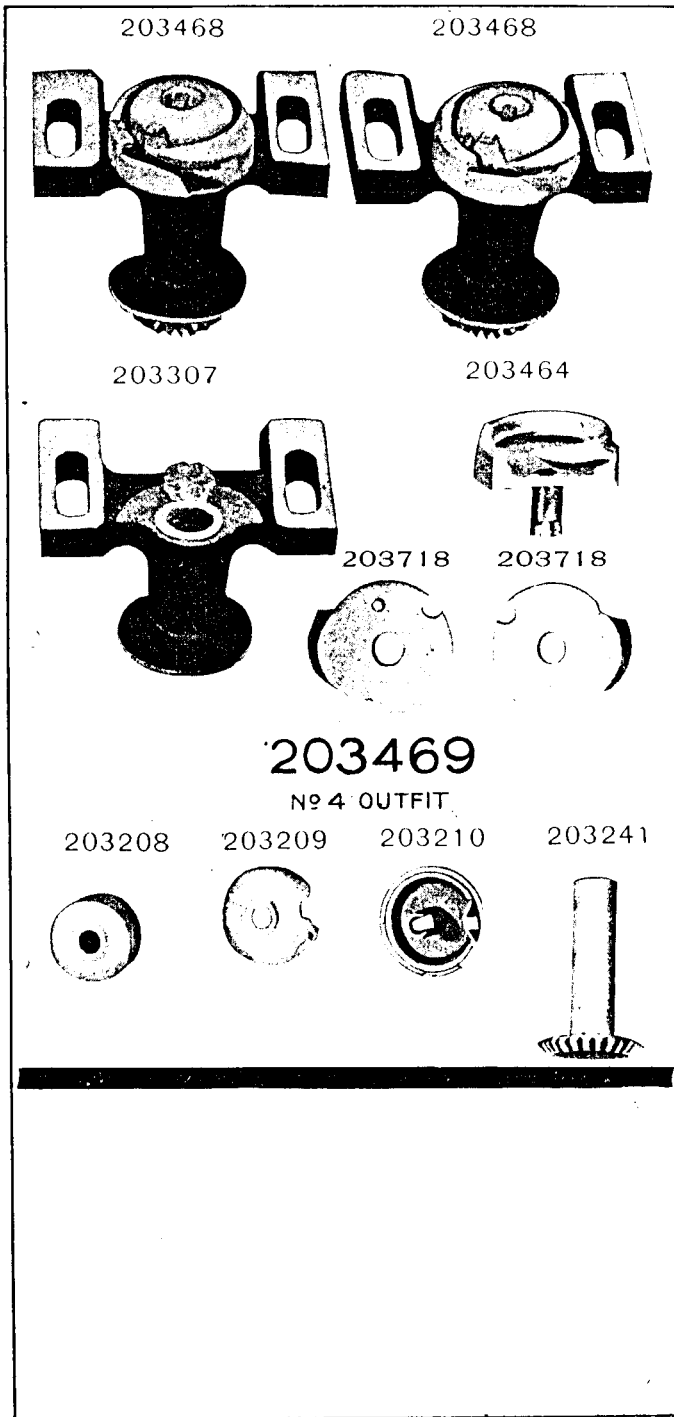


PLATE 12250—FULL SIZE

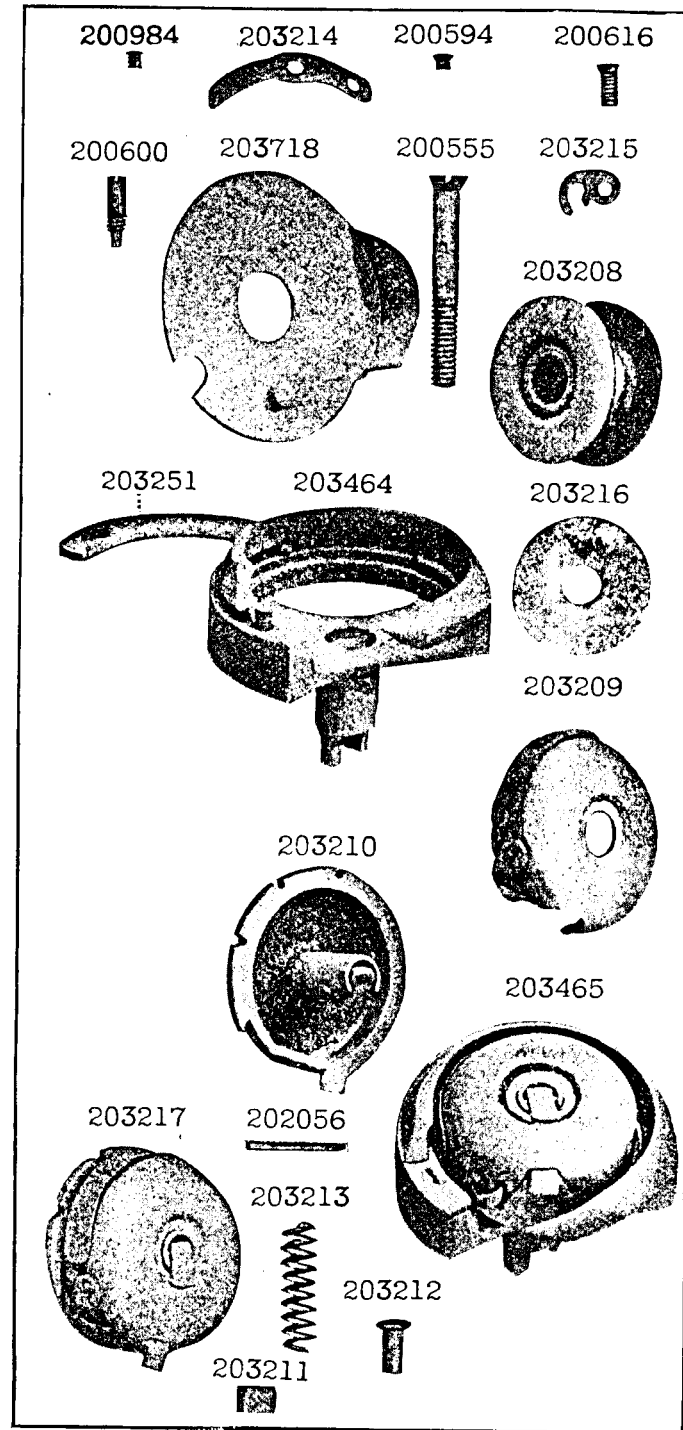




PLATE 12306—FULL SIZE

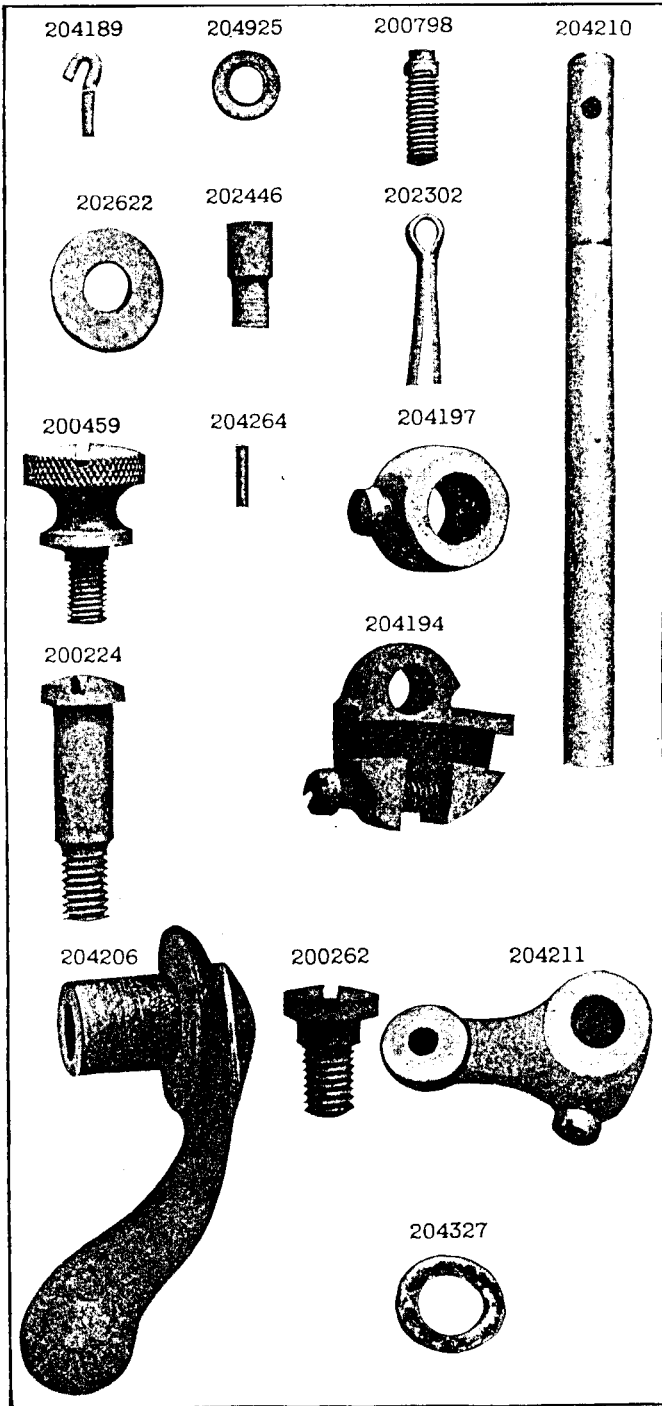


PLATE 12307—FULL SIZE




PLATE 12308—FULL SIZE

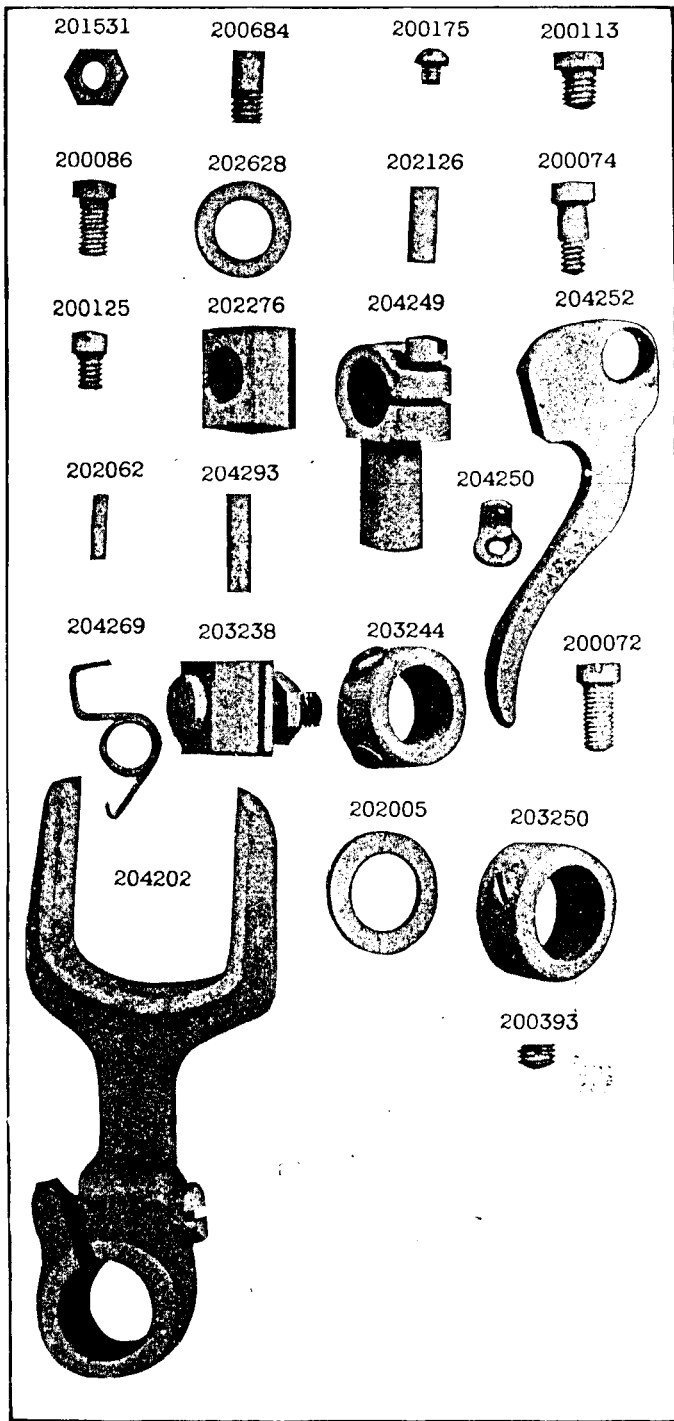


PLATE 12309—FULL SIZE

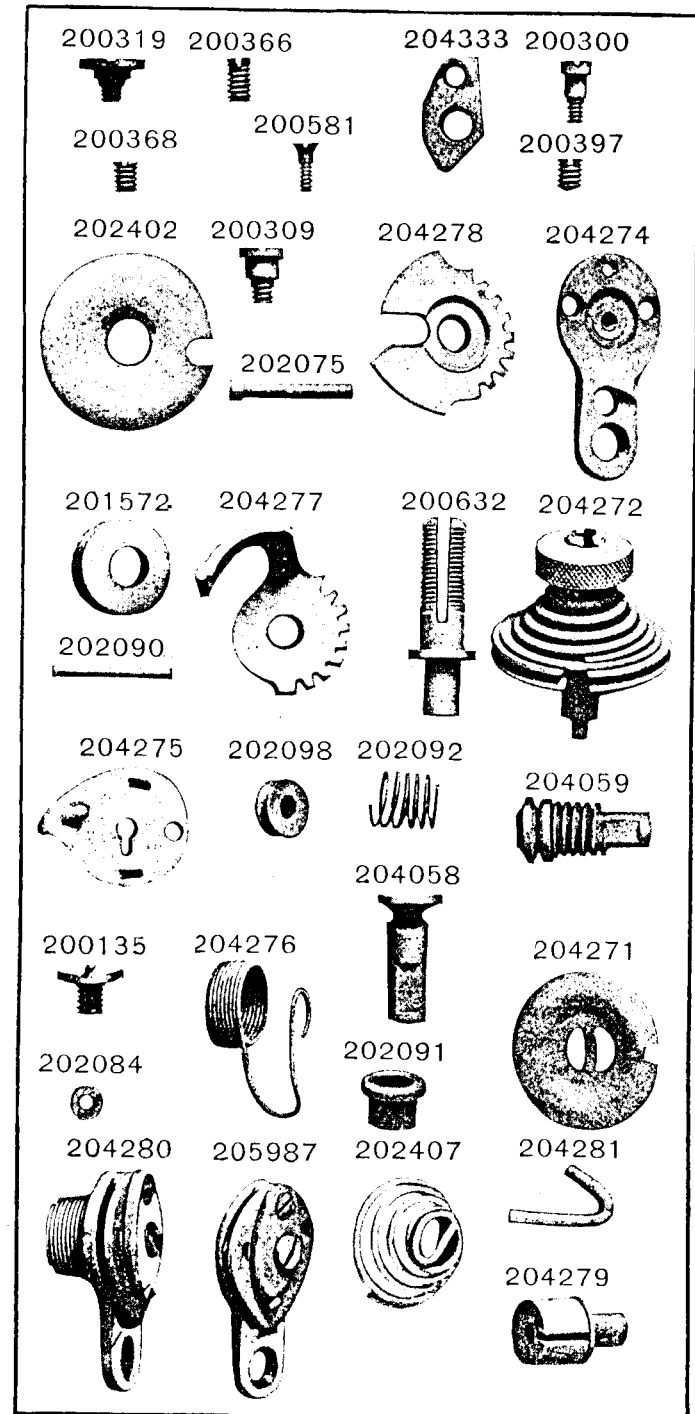


PLATE 12311—FULL SIZE

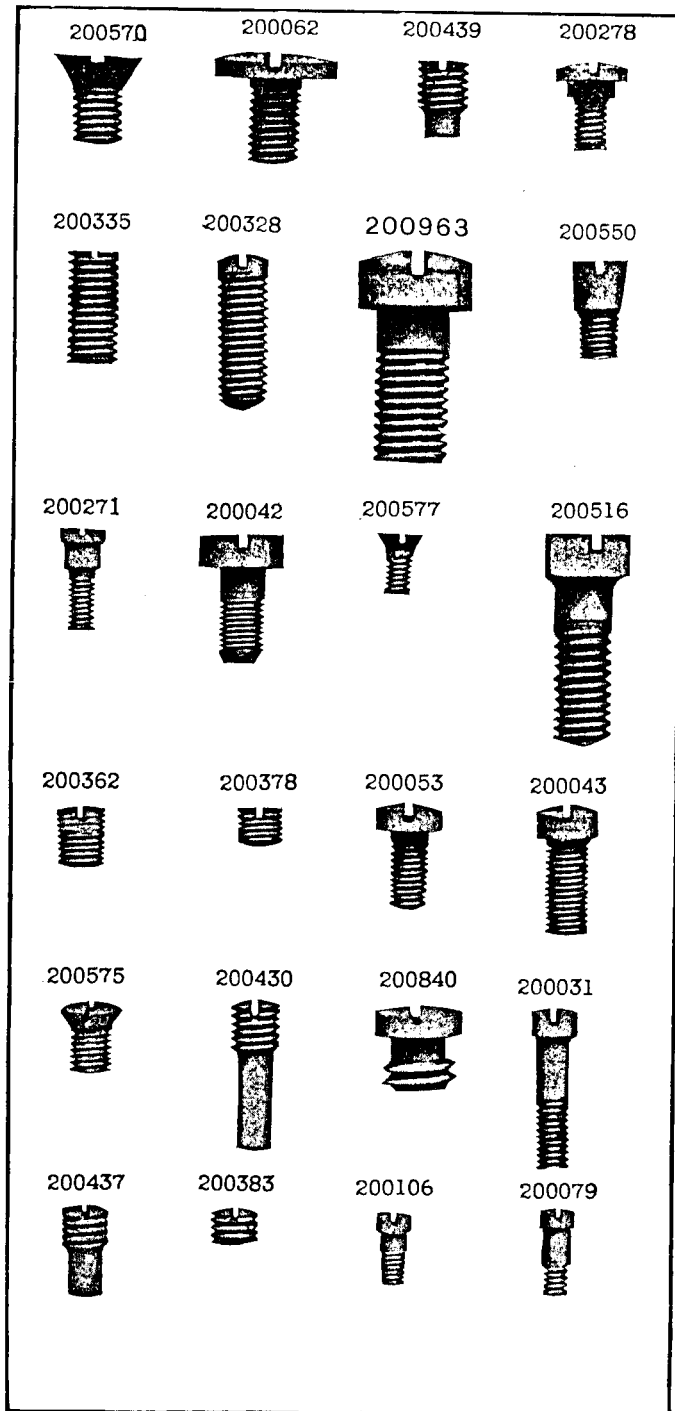


PLATE 12334—ONE-HALF SIZE

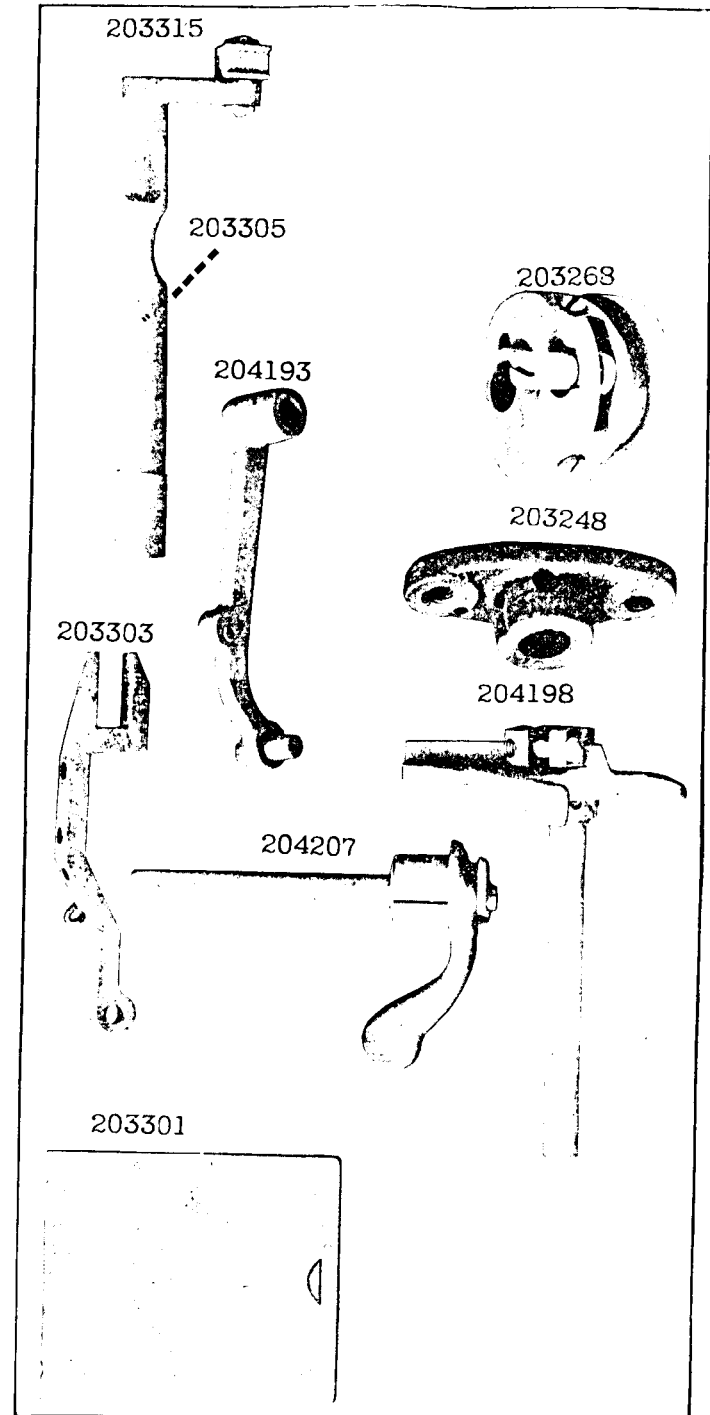


PLATE 12338—FULL SIZE

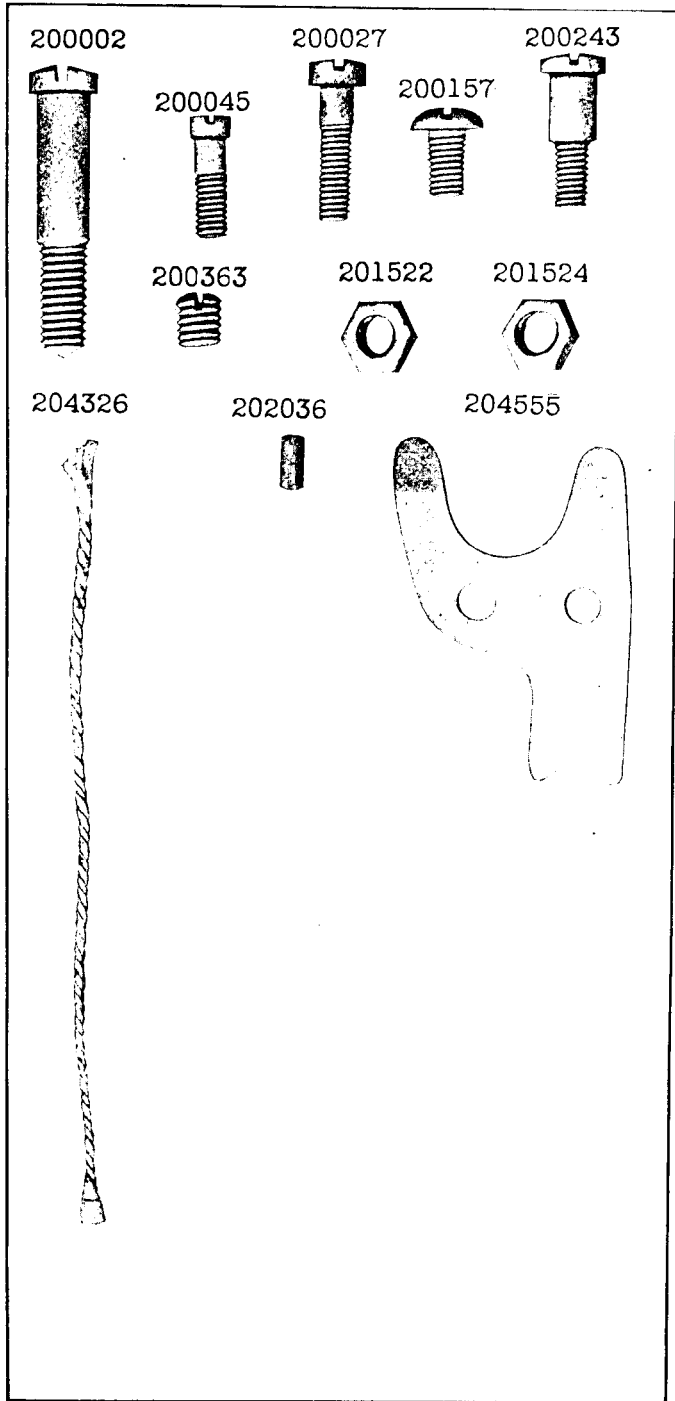


PLATE 12345—ONE-HALF SIZE

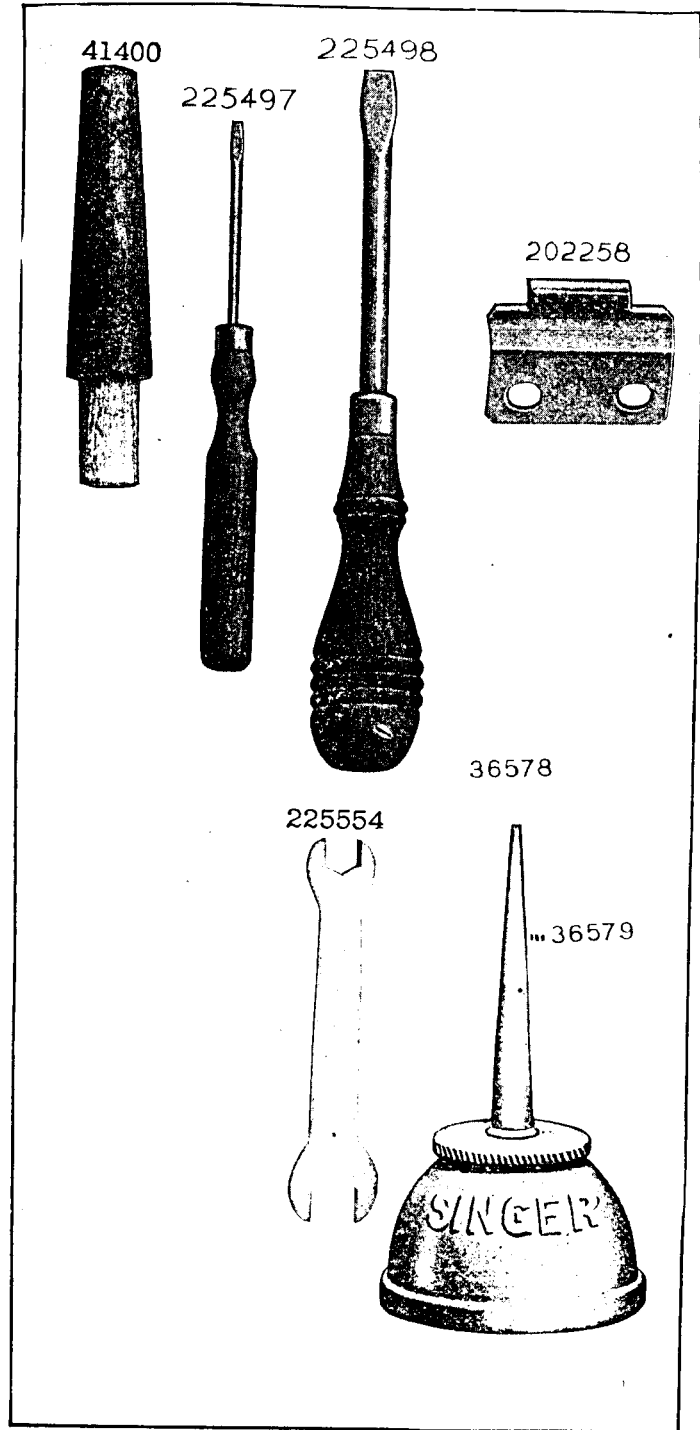


PLATE 12388—FULL SIZE

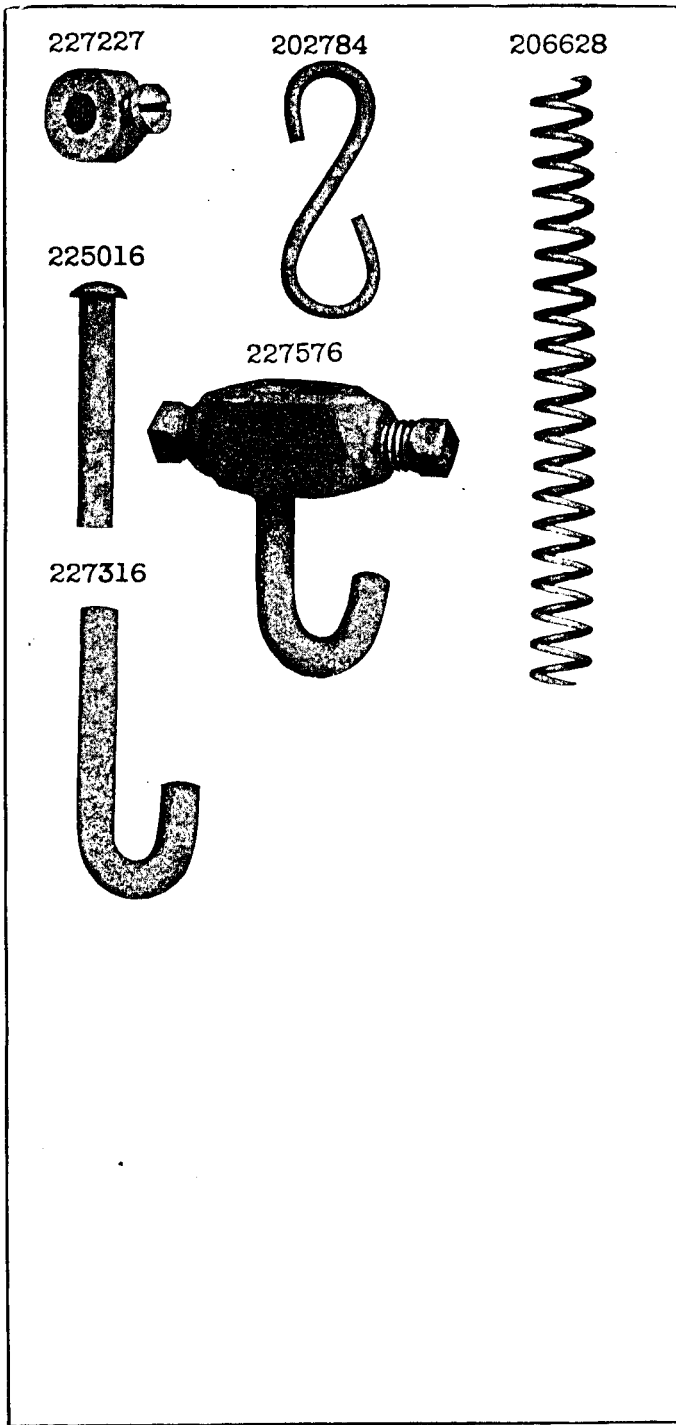


PLATE 13105—FULL SIZE

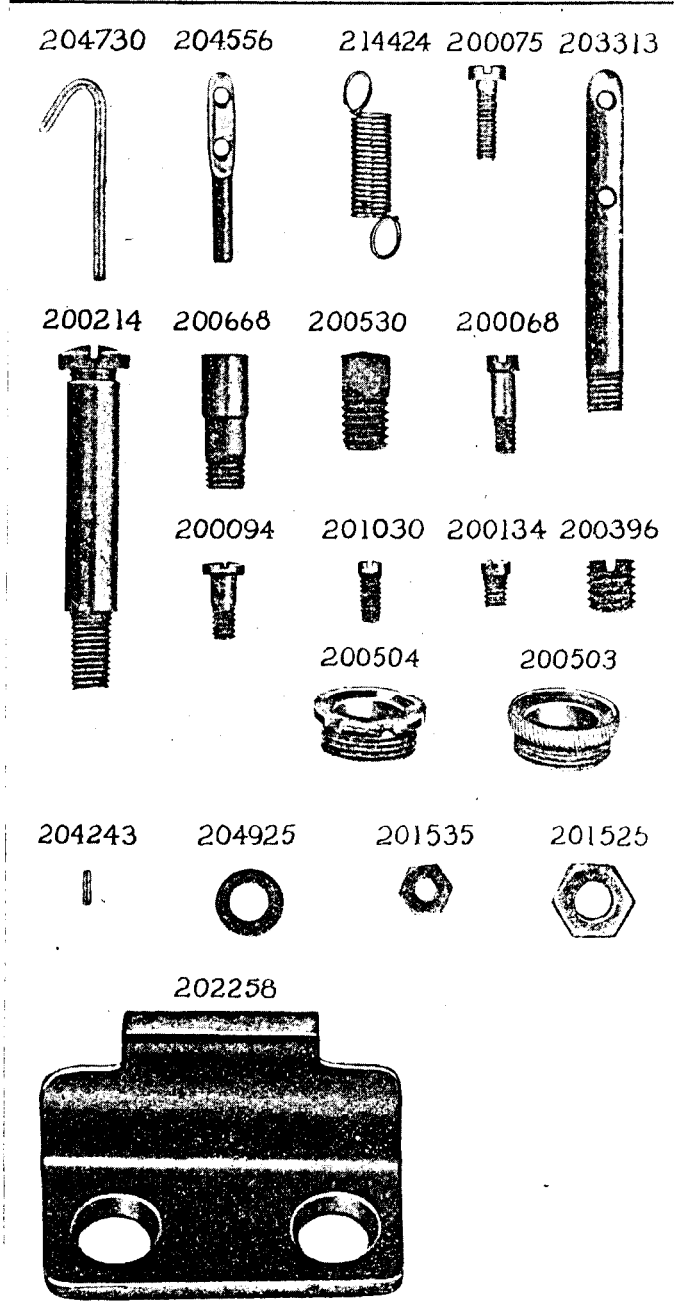


PLATE 13125—ONE-HALF SIZE

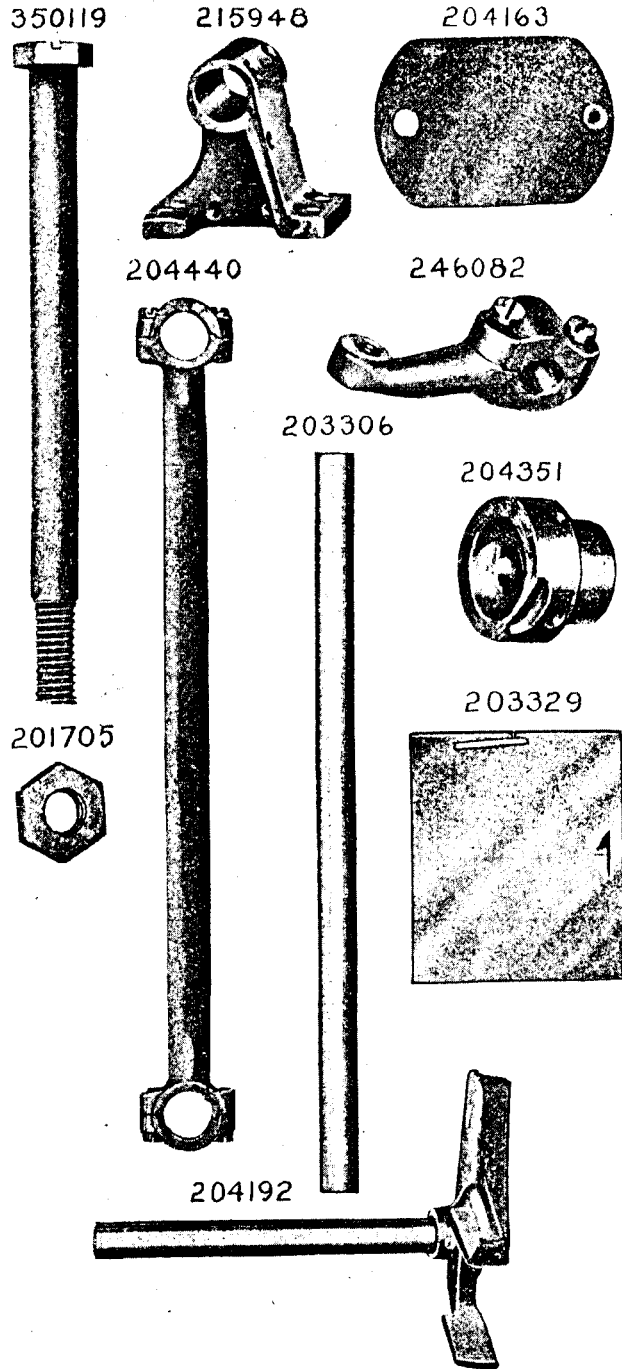


PLATE 13126—FULL SIZE

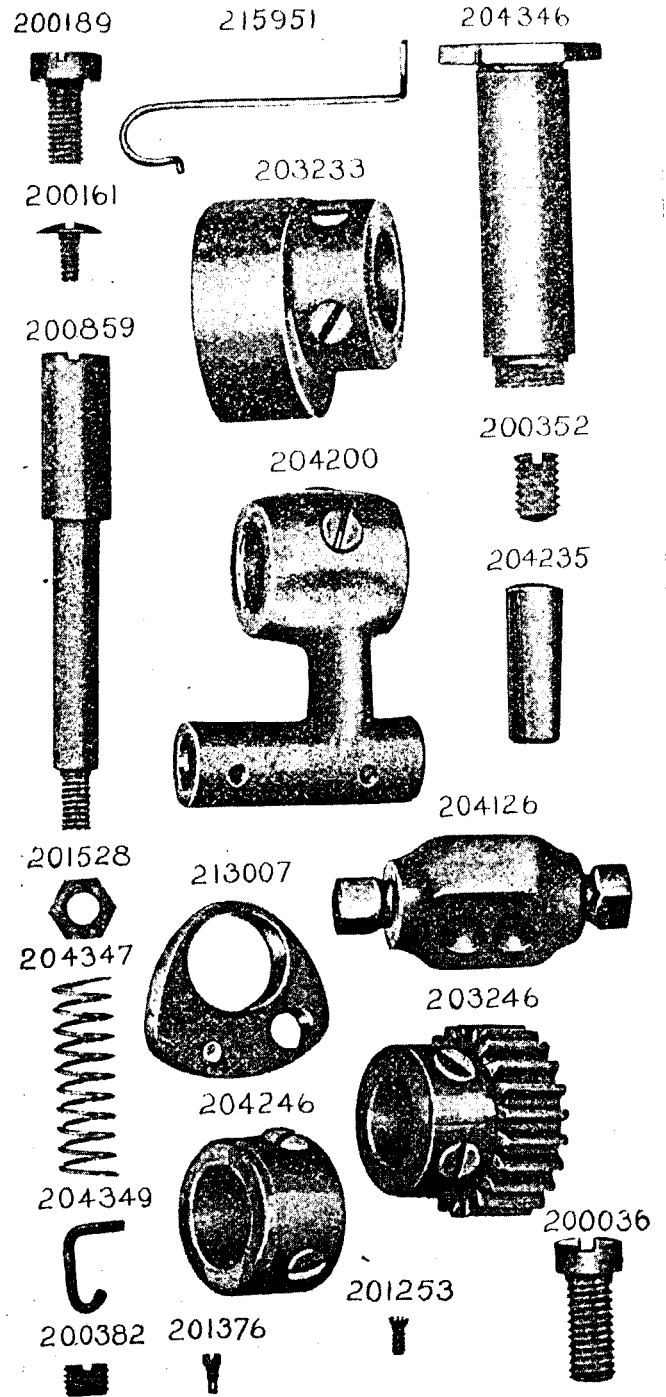


PLATE 13127—ONE-FOURTH SIZE

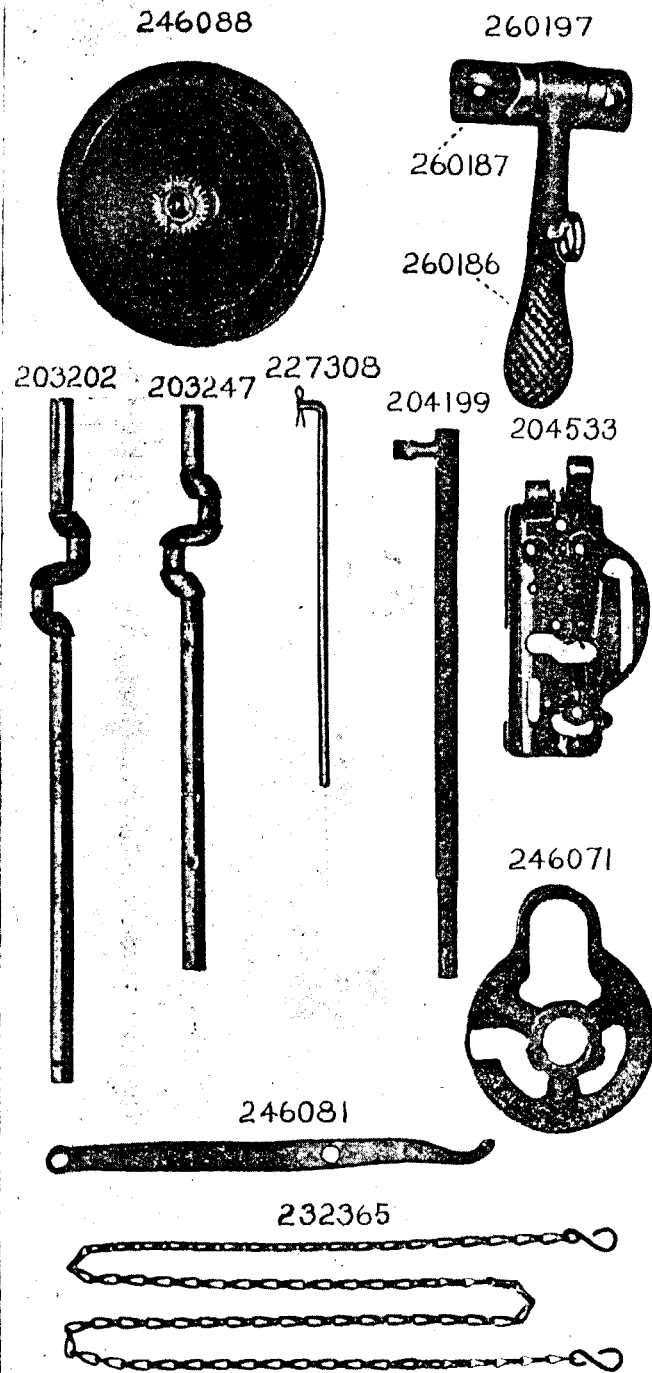


PLATE 13128—ONE-HALF SIZE

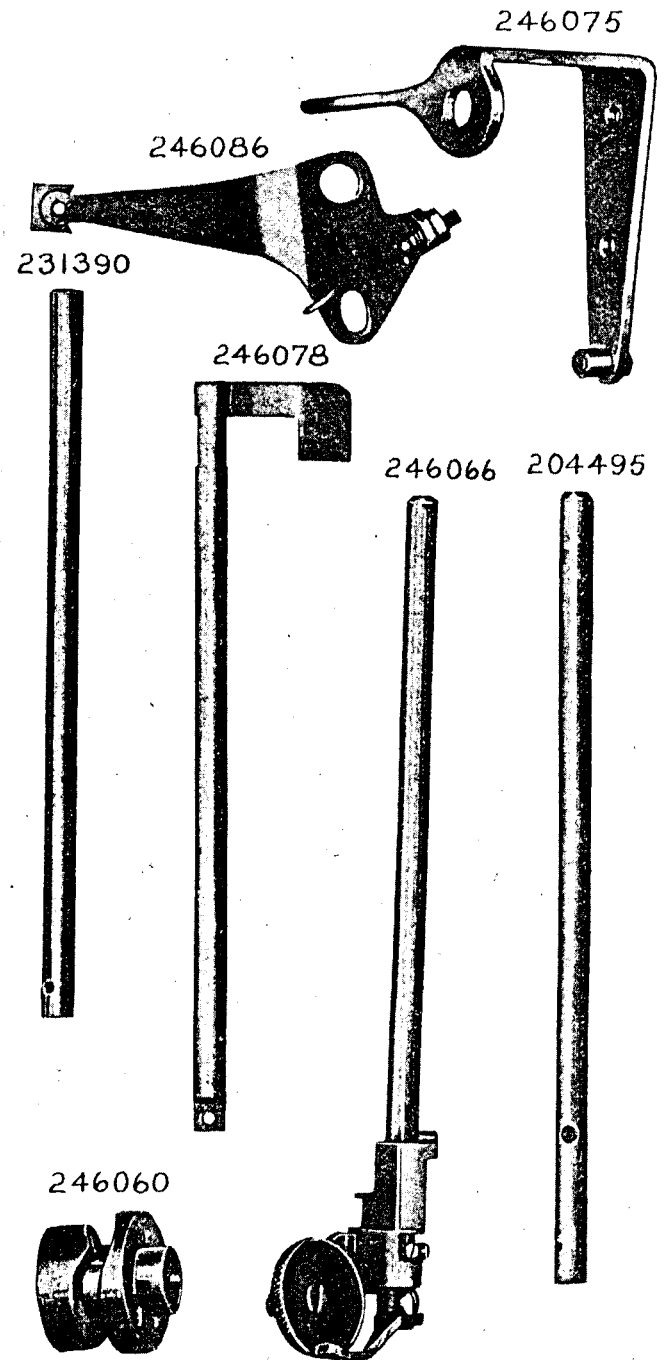


PLATE 13129—FULL SIZE




PLATE 13130—FULL SIZE

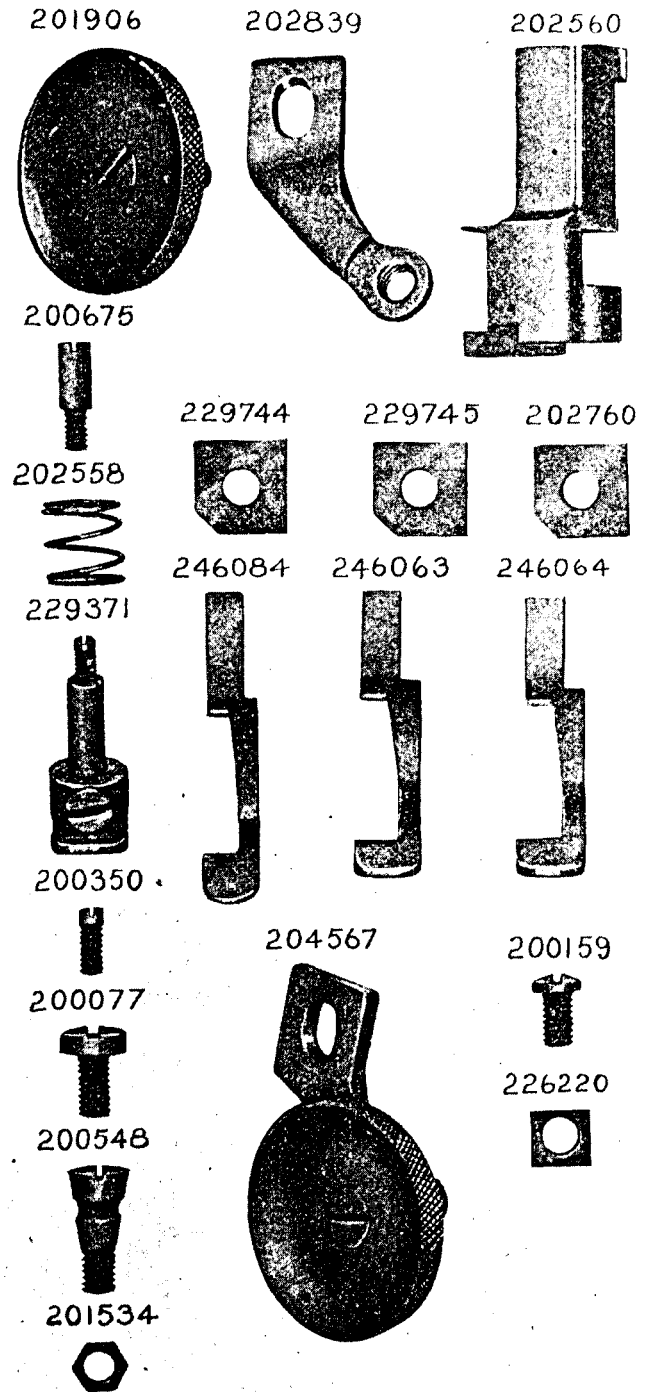





PLATE 13131—ONE-HALF SIZE


246070



246067




246068



246069



246072



213006


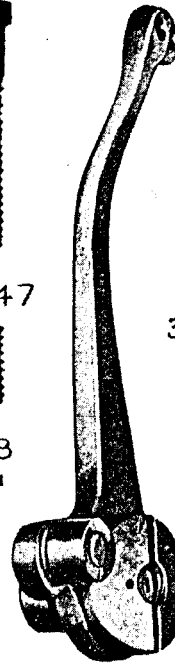


PLATE 13132—FULL SIZE

200007



203312



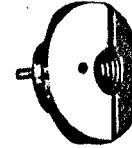
201421



231433



204263



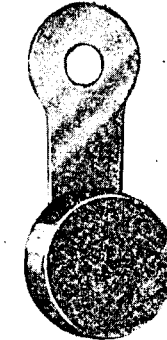
246079



246074



204330



200347



304303



304301




208



304305



350005



260189



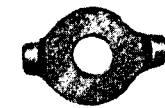
304304




304306



201696



225487



201018



PLATE 13133—FULL SIZE

246080



246073



246077



212209



212211



212213




PLATE 14083—ONE-SIXTH SIZE

