

Singer 15-88

Singer 15-89

Singer 15-90

Form 18596, Revised
(637)
Printed in U. S. A.

LIST OF PARTS



FOR FAMILY SHOPS
MACHINES
Nos. 15-88, 15-89 and 15-90

** A TRADE MARK OF

THE SINGER MANUFACTURING COMPANY

INDEX

	Page
Accessories.....	28
Attachment Set.....	28
Bias Gauge.....	28
Bobbin Winder.....	29
Braider.....	29
B.R. Family Sewing Machine Motors.....	15
Controllers (Bakelite) Convertible.....	24
Controller Holder.....	27
Corder (Bow).....	30
Darning Foot (Spring).....	30
Edge Stitcher.....	30
Electrical Trimmings.....	27
Embroidery Attachment (For one-thread).....	30
Embroidery Attachment (For two-threads).....	31
Feed Cover Plate.....	32
Feller (Foot).....	32
Finger Guard.....	32
Foot Controllers (Bakelite).....	20
Hemmer (Foot).....	32
Hemstitcher.....	32
Hemstitcher and Picoting Attachment.....	33
Machine No. 15-88.....	5
Machine No. 15-89.....	12
Machine No. 15-90.....	14
Motor Parts.....	16
Needle Threader (Universal).....	34
Numerical List of Parts.....	43
Obsolete Parts.....	39
Presser Feet.....	34
Quilter.....	35
Replacement Parts.....	33
Ruffler.....	35
Ruffler Shirring Plate (Universal).....	35
Singerlight No. 193294.....	36
Singerlight No. 193518.....	39
Singerlight Lamp.....	39
Tubular Trimming Attachment.....	35
Under Braider.....	35

INSTRUCTIONS FOR ORDERING

In ordering from this list, use ONLY the part NUMBER in the FIRST column.

The number stamped on a Sewing Machine Part is in every case the number of the single part only.

Every combination of parts sent out as such has its specific number, which, although not stamped on the parts, must be used when ordering the combination.

Each number always indicates the SAME PART in whatever list it appears, or for whatever machine.

The letters after some of the numbers indicate the style of finish only, as follows:

- A-Hardened, Polished, Nickel Plated and Buffed
- B-Polished, Nickel Plated and Buffed
- C-Hardened Only
- D-Polished Only
- E-Soft, Not Polished
- F-Hardened and Polished
- F.J-Hardened, Polished and Nickel Plated
- G-Bright Rumbled and Nickel Plated
- H-Blued
- J-Nickel Plated Only
- K-Hardened and Nickel Plated
- L-Brass Plated
- M-Oxidized
- N-Japanned, Dull
- P-Japanned, Bright
- R-Merlized
- S-Cadmium Plating
- T-Copper Plated
- T.A-Hardened, Polished, Copper and Nickel Plated and Buffed
- T.B-Copper and Nickel Plated and Polished
- T.J-Copper and Nickel Plated Only
- T.K-Hardened, Copper and Nickel Plated
- T.M-Copper Plated and Oxidized
- T.L-Copper and Brass Plated
- U-Zinc Plated
- V-Silver Plated
- W-Polished and Nickel Plated
- Y-Black Nickel Plated Only
- Z-Chromium Plated
- Z.B-Polished, Nickel Plated, Buffed and Chromium Plated
- Z.J-Nickel and Chromium Plated

These letters MUST BE USED when they appear in the list; and AFTER the number as in the list.


In this series:

- 1 to 1500, 50001 to 51500 and 140001 to 142000 are Screw Numbers
- 1501 to 1800 and 51501 to 51800 are Nut Numbers
- 1801 to 2000 and 51801 to 52000 are Roller Numbers
- 2001 to 50000 and 52001 to 140000 and 142001 to 190000 are Sewing Machine Parts, 190001 and upward are numbers of Electrical Parts.

The figures in the second column refer only to the plates, illustrating the parts, and are NOT TO BE USED in ordering.

Parts marked with an asterisk (*) are furnished only when repairs are made at factory.

LIST OF PARTS COMPLETE FOR



MACHINE No. 15-88

FOR FAMILY USE. C. B. SHUTTLE. ADJUSTABLE
REVERSE FEED. BALANCED MACHINE.

No.	Plate	Name
*125251	-----	Arm.....
125252	-----	" 125251 with 435C, 448C, 15404, 15486, 15499 and two 15405.....
2002	21446	Arm Dowel Pin.....
125331	21446	" Oil Pad (felt) for oiling Arm Shaft Back Bearing.....
125333	21446	Arm Oil Pad Spring.....
125334	21446	" " " " Cap.....
138E	21446	" Screw.....
125253	4957	" Shaft.....
*125254	-----	" " 125253 with 15434, 15498 and 125045.....
15498	4957	Arm Shaft Bushing.....
435C	21446	" " " " Set Screw.....
125339	4934	" Side Cover.....
51224B	21446	" " " " Thumb Screw.....
2007	21480	" Spool Pin.....

PARTS FOR MACHINE No. 15-88

No.	Plate	Name
8879	21460	Arm Spool Pin Washer (cloth).....
15282	4950	Balance Wheel, 2 1/4 in. pulley...
*125255	-----	Bed.....
256B	21460	Clamp Stop Motion Clamp Screw.....
248A	21460	" " " " Stop Screw
2020	21460	" " " " Washer....
*15312	-----	" " " Flanged Bushing.
15313	21460	" " " " "
		15312 with two 462C.....
2022	21446	Clamp Stop Motion Flanged Bushing Pin.....
462C	21460	Clamp Stop Motion Flanged Bushing Set Screw.....
15314	-----	Clamp Stop Motion complete, Nos. 248A, 256B, 2020 and 15313.....
125021	4957	Crank Connecting Rod with 125044 and two 896E.....
896E	21446	Crank Connecting Rod Cap Screw....
375C	21446	" " " Hinge Screw..
1518J	21446	" " " " Nut
125044	21446	" " " Oil Pad (felt)
*125367	-----	Face Plate.....
125368	4934	" " 125367 with 857B, 15410, 50292B, 125258, 125317 and 125369.....
125258	4934	Face Plate Tension Seat.....
125369	21446	" " Thread Guard with 125373
125373	21446	" " " Rivet. Per 100
125370	-----	Face Plate complete, Nos. 125315 and 125368.....
190B	21446	Face Plate Screw.....
2835	4934	Feed Bar.....
315C	21446	" " Screw Center.....
15445	-----	" " " 315C with 1519J.....
1519J	21446	Feed Bar Screw Center Nut.....
125386	21446	" " Throw-out Lever with 1813
125349	21446	" " " Retaining Ring.....
1813	21446	Feed Bar Throw-out Lever Roller and Stud.....
125387	21446	Feed Bar Throw-out Lever Spring...
51289J	21446	" " " Thumb Screw.....
125045	21460	Feed Cam and Counterbalance with 1285C.....
1285C	21447	Feed Cam and Counterbalance Posi- tion Screw.....
125261	21449	Feed Dog, 12 teeth (14 teeth to the inch).....

PARTS FOR MACHINE No. 15-88

No.	Plate	Name
208E	21449	Feed Dog Screw.....
125262	4934	" Forked Connection with 175J..
125340	-----	" " " 125262 with 125335.....
175J	21447	Feed Forked Connection Adjusting Screw.....
51252C	21447	Feed Forked Connection Hinge Screw (eccentric).....
1520J	21447	Feed Forked Connection Hinge Screw Nut.....
125047	21447	Feed Forked Connection Slide Block
125335	-----	" " " " "
		125047 with 1085E.....
1085E	21447	Feed Forked Connection Slide Block Screw Stud.....
125263	4934	Feed Lifting Rock Shaft.....
125388	21447	" " " Crank with 157J.....
157J	21447	Feed Lifting Rock Shaft Crank Clamping Screw.....
125389	-----	Feed Lifting Rock Shaft Crank com- plete, Nos. 51289J and 125388 to 125388.....
125390	-----	Feed Lifting Rock Shaft complete, Nos. 125263, 125349 and 125389
304C	21447	Feed Lifting Rock Shaft Screw Cen- ter.....
125344	-----	Feed Lifting Rock Shaft Screw Cen- ter 304C with 1513J.....
1513J	21447	Feed Lifting Rock Shaft Screw Cen- ter Nut.....
125397	21447	Feed Regulator.....
125398	-----	" " 125397 with 125381.
50353E	21447	" " Hinge Screw.....
125399	21447	" " " Friction Washer.....
45305	4976	Feed Reversing Handle.....
125381	-----	" " " 45305 with 1550J.....
1550J	21447	Feed Reversing Handle Lock Nut....
125270	4957	" Rock Shaft.....
304C	21447	" " " Screw Center.....
125344	-----	" " " " 304C with 1513J.....
1513J	21447	Feed Rock Shaft Screw Center Nut..
51045C	21447	Machine Hinge Connection Set Screw
125377	4970	Needle Bar with 32519.....
*125272	-----	" " Bushing.....
125273	4970	" " " 125272 with 125274
125274	4970	" " " Oil Pad (felt)....

PARTS FOR MACHINE No. 15-88

No.	Plate	Name
1498C	21447	Needle Bar Bushing Set Screw.....
*1524B	4970	" " Connecting Link with 5100ZE.....
125275	-----	Needle Bar Connecting Link 1524B with 125278.....
5100ZE	4970	Needle Bar Connecting Link Adjust- ing Screw.....
570C	4970	Needle Bar Connecting Link Hinge Screw.....
1520J	21447	Needle Bar Connecting Link Hinge Screw Nut.....
125276	4970	Needle Bar Connecting Stud with 1341C.....
1341C	4970	Needle Bar Connecting Stud Set Screw.....
45334	-----	Needle Clamp Body with 51256ZC....
45285	4970	" " " 45334 with 51308ZB
125378	4970	" " " Gib and Thread Guard.
51308ZB	4970	" " " Position Screw.....
51256ZC	4970	" " " Thumb Screw.....
32519	4970	" " " Stop Pin.....
125280	4934	Oscillating Rock Shaft with 125056
125048	21447	" " " " Center (left)
51246C	21447	" " " " " " " "
		Set Screw.....
125049	21447	Oscillating Rock Shaft Center (right).....
51246C	21447	Oscillating Rock Shaft Center (right) Set Screw.....
125056	21447	Oscillating Rock Shaft Oil Wick (braided cotton).....
125281	4957	Oscillating Shaft.....
*125282	-----	" " " Crank.....
*125283	-----	" " " " 125282 with 462C and 125330.....
125284	21460	Oscillating Shaft Crank 125282 with 125330 and two 462C.....
2049	21447	Oscillating Shaft Crank Pin.....
462C	21460	" " " " Set Screw.
15170	-----	" " " " Slide Block
125330	21447	" " " " " " " "
		15170 with 125060.....
*125060	-----	Oscillating Shaft Crank Slide Block Stud.....
125061	4970	Presser Bar.....
55621	4970	" " " Lifter.....
15486	4970	" " " " Hinge Stud....
448C	21448	" " " " " " " " Set Screw.....
80011	21460	Presser Bar Spring.....

PARTS FOR MACHINE No. 15-88

No.	Plate	Name
206B	2144B	Presser Bar Spring Bracket with 453C.....
453C	2144B	Presser Bar Spring Bracket Set Screw.....
207C	4970	Presser Bar Spring Washer.....
45329	21449	" " Foot Hinge Pin.....
*45319	-----	" " " Plate.....
*45320	-----	" " " Shank.....
45321	21449	Presser Foot (hinged) complete, Nos. 45319, 45320 and 45329...
51224B	2144B	Presser Foot Thumb Screw.....
51228B	4970	Pressure Regulating Thumb Screw... " " " " " " " "
66773	-----	" " " " " " " "
		51228B with 66752.....
66752	4970	Pressure Regulating Thumb Screw Plug (felt wick).....
251B	4929	Shuttle Bobbin.....
*125286	-----	" " " Case.....
125287	4929	" " " " Latch.....
125320	4929	" " " " " Lever...
2974	4929	" " " " " " Ful- crum Pin.....Per 100
2975	4929	Shuttle Bobbin Case Latch Spring..
592E	4929	" " " " " Stop Screw
125298	-----	" " " " " Hinge, Nos. 2974 125287 and 125320.....
125289	4929	Shuttle Bobbin Case Position Fin- ger.....
2523	4929	Shuttle Bobbin Case Position Fin- ger Rivet.....Per 100
125290	4945	Shuttle Bobbin Case Position Plate
391J	2144B	" " " " " " " "
		Screw.....
125291	4929	Shuttle Bobbin Case complete, Nos. 591F, 592E, 2523, 2975, 125296 125288, 125289 and 125293.....
125292	4929	Shuttle Body.....
591F	4929	" " Tension Regulating Screw..
125293	4929	" " " Spring.....
125294	-----	" " " " 1 11/16 in. diam., Nos. 251B, 125291 and 125292.....
*125295	-----	Shuttle Driver.....
125297	-----	" " " 125295 with two 1253C
125322	4929	" " " " 125297 with 125298 and two 51229E.....
125298	4929	Shuttle Driver Cushion Spring....
51229E	4929	" " " " " Screw
2049	21447	" " " " Pin.....
1253C	4929	" " " " Set Screw.....
125299	4945	" " Race Back.....

PARTS FOR MACHINE No. 15-88

No.	Plate	Name
125301	4929	Shuttle Race Back Position PinPer 100.
125302	4945	Shuttle Race Back Spring.....
51261J	21448	" " " " Thumb Screw
125303	-----	" " Body.....
125304	4945	" " " 125303 with 125305 and two 662J.....
125300	-----	Shuttle Race Body 125304 with 125290 and two each 391J and 125301.....
125305	4929	Shuttle Race Cap.....
662J	21448	" " " Screw.....
125306	-----	Shuttle Race complete, Nos. 51261J 125299, 125300 and 125302.....
145J	21448	Shuttle Race Screw.....
125336	4934	" " Slide.....
125337	21461	" " " Spring.....
51282J	21448	" " " Screw....
125338	-----	Shuttle Race Slide complete, Nos. 125336, 125337 and two 51282J..
45306	4976	Stitch Indicator Plate.....
335B	21448	" " " Screw.....
45307	-----	" " " Regulating Plate.....
45308	4976	" " " 45307 with 45289.....
45309	-----	Stitch Regulating Plate 45308 with 45306, 45310, 51312ZB and 125400
51312ZB	4976	Stitch Regulating Thumb Screw....
*45289	-----	" " " Bush- ing.....
45310	4976	Stitch Regulating Thumb Screw Washer (fibre).....
125400	21447	Stitch Regulating Thumb Screw Friction Washer.....
2102	4929	Tension Disc.....
125310	4929	" " Indicator.....
125311	4929	" " " Flange.....
51608B	4929	" " " Regulating Thumb Nut.....
125312	4929	" " " Releasing Disc.....
125313	4929	" " " Pin.....
125314	4929	" " " Spring.....
51257W	4929	" " " Stud.....
15410	4929	" " " Bushing.....
50292B	4929	" " " Set Screw.....
125315	-----	Tension (graduated) complete, Nos. 51257W, 51608B, 125310 to 125314 125316, 125318 and two 2102....
28075	21448	Thread Cutter and Holder.....
15272	4957	" " Take-up Cam with 1293C.....

PARTS FOR MACHINE No. 15-88

No.	Plate	Name
*15434	-----	Thread Take-up Cam 15272 with 570C and 1520J.....
1293C	21448	Thread Take-up Cam Position Screw.
*125382	21448	" " " Lever with 1822....
125383	-----	" " " " 125382 with 50527C.....
50527C	21448	Thread Take-up Lever Hinge Screw..
1822	21448	" " " " Roller and Stud.....
125316	21448	Thread Take-up Spring.....
125317	21448	" " " " Regulator...
857B	21448	" " " " " Set Screw.....
125318	21448	Thread Take-up Spring Thread Guard
125319	21449	Throat Plate, for 125261.....
691A	21449	" " " Screw.....
*15404	-----	Trade Mark.....
15405	-----	" " " Rivet.....

SINGER Needles should be used
in **SINGER** Machines
These Needles and their Containers
are marked with the
Company's Trade Mark "SIMANCO.**" 1

Needles in Containers marked
"FOR SINGER MACHINES"
are NOT **SINGER** made needles. 2

MACHINE No. 15-89
FOR FAMILY USE. C. B. SHUTTLE. ADJUSTABLE
REVERSE FEED. BALANCED MACHINE.
HAND ATTACHMENT.

THIS MACHINE IS THE NO. 15-88, WITH THE ADDITION
 OF THE FOLLOWING:

HAND ATTACHMENT PARTS

No.	Plate	Name
94045	21462	Hand Attachment Body.....
94027	21462	" " " Bracket.....
183E	2938	" " " " Screw
94028	21462	" " " Crank Handle (wood)
94029	21461	" " " " Spindle
94030	21461	" " " " "
		Flange (loose).....
8280	2938	Hand Attachment Crank Hinge Pin...
94031	21462	" " " " Lever.....
94032	21461	" " " " Lock Pin
94033	21461	" " " " " "
		Head.....
8282	2938	Hand Attachment Crank Lever Lock Pin Spring.....
94034	-----	Hand Attachment Crank complete, Nos. 94028 to 94031.....
94046	21461	Hand Attachment Driver.....
94036	21461	" " " " Finger.....
94041	-----	" " " " " 94036 with SS567E, 94039 and 94040...
94039	21461	Hand Attachment Driver Finger Driving Pad (rawhide).....
94040	21461	Hand Attachment Driver Finger Driving Pad Plate.....
SS567E	21461	Hand Attachment Driver Finger Driving Pad and Plate Binding Screw.....
94044	21461	Hand Attachment Driver Finger Hinge Pin.....
94037	21461	Hand Attachment Driver Finger Latch.....
SS565E	21461	Hand Attachment Driver Finger Latch Screw Stud.....
94038	21461	Hand Attachment Driver Finger Latch Spring.....

PARTS FOR MACHINE No. 15-89

No.	Plate	Name
94047	21462	Hand Attachment Gear with 8282, 94032 and 94033.....
94016	4952	Hand Attachment Gear Cover.....
399A	2938	" " " " " Screw..
SS599F	21461	" " " " " Screw Stud..
94048	21461	" " " " " Pinion.....
SS600F	21461	" " " " " Screw Stud..
80028	2938	" " " " " Dowel PinPer 100
94049	-----	Hand Attachment complete, Nos. SS565E, SS566C, SS599F, SS600F, 8280, 80028, 94016, 94027, 94034, 94037, 94038, 94041, 94044 to 94048 and two each 183E and 399A.....
SS566C	21461	Hand Attachment Screw.....

SINGER Needles should be used
 in **SINGER** Machines
 These Needles and their Containers
 are marked with the
 Company's Trade Mark "SIMANCO."**₁

Needles in Containers marked
 "FOR SINGER MACHINES"
 are NOT **SINGER** made needles. ₂

MACHINE No. 15-90

**FOR FAMILY USE. C. B. SHUTTLE. ADJUSTABLE
REVERSE FEED. BALANCED MACHINE.
HAS B. R. MOTOR AND MOULDED SINGERLIGHT**

THIS MACHINE IS THE NO. 15-88, WITH THE
FOLLOWING EXCEPTION:

No.	Plate	Name
32872	4951	Balance Wheel, 3 1/4 in. pulley, in place of 15282.....

B. R. FAMILY SEWING MACHINE MOTORS

Motor Catalog No.	RATING			CONTROLLER PART NUMBERS	
	Volts	Cycles	Amperes	Convertible For Foot or Knee Control Sets Nos. 40, 47, 50, 401 and 402	Foot Control Only
B.R. 3	32	D.C. Only	1.4	194587	194583
B.R. 5	50	D.C. and 25 to 75	1.1	194587	194583
B.R. 6	95-100	D.C. and 25 to 75	0.8	194588	194584
B.R. 7	100-110	D.C. and 25 to 75	0.8	194588	194584
B.R. 8	115-125	D.C. and 25 to 75	0.5	194588	194584
B.R. 9	150-165	D.C. and 25 to 75	0.4	194589	194585
B.R. 10	200-220	D.C. and 25 to 75	0.3	194589	194585
B.R. 11	210-230	D.C. and 25 to 75	0.3	194589	194585
B.R. 12	230-250	D.C. and 25 to 75	0.3	194589	194585
B.R. 15	130-145	D.C. and 25 to 75	0.5	194588	194584
B.R. 87	100-110	80 to 100	0.7	194588	194584
B.R. 90	200-220	80 to 100	0.4	194589	194585
B.R. 92	230-250	80 to 100	0.3	194589	194585

GUIDE FOR ORDERING

Example of a correct order:

"B.R. 7 Motor with Belt No. 193066 or 193077"

(Belt No. and Controller No. must be specified on order)

This means a B.R. 7 Motor, 100-110 Volts for Foot or Knee Control for Sets Nos. 40, 47, 50, 401 and 402 and is comprised of the following:

B.R. 7 Motor, Motor Bracket complete with Screws, Three-Pin Terminal (male half) complete, Belt, Controller with Lead and Cord and Singer Motor Lubricant in Tube.

MOTOR PARTS

No.	Plate	Name
193476	----	Armature complete for B.R.3 Motor.
193477	----	" " " B.R.5 Motor.
193318	20160	" " " B.R.6 and B.R.7 Motors.....
193478	----	Armature complete for B.R.8 Motor.
193479	----	" " " B.R.9 Motor.
193480	----	" " " B.R.10 and B.R.92 Motors.....
193481	----	Armature complete for B.R.11 and B.R.12 Motors.....
193482	----	Armature complete for B.R.15 Motor
193483	----	" " " B.R.87 Motor
193484	----	" " " B.R.90 Motor
*193225	21466	" Shaft.....
*190076	21466	" " Bearing Sleeve.....
193230	21466	" " " " Cap (commutator end).....
194494	21466	Armature Shaft Grease Cup Body....
194490	21466	" " " " Wick (felt).....
194326	21466	Armature Shaft Grease Cup Wick Spring.....
191097	21466	Armature Thrust Washer (commutator end) fibre.....
701400	21466	Armature Thrust Washer (pulley end) fibre.....
191098	21466	Armature Thrust Washer (pulley end) peerless paper.....
193066	4950	Belt (moulded) for Spoked Balance Wheel No. 15282.....
193077	4951	Belt (moulded) for Disc Balance Wheel No. 32872.....
190782	21466	Brush (carbon) for 32 to 145 volts
192947	----	" " " 150 to 250 volts
193229	21466	" Cap.....
190083	21466	" Spring.....
193228	21466	" Tube.....
193238	21466	" " Terminal.....
190059	20160	Commutator complete.....
*193226	20160	End Cover (commutator end) with 190076 and two 193232.....
*193232	21466	End Cover (commutator end) Insert.
*193227	20160	" " (pulley end) with 190076 193233 and 193234.....
*193234	21466	End Cover (pulley end) Insert (lower).....

MOTOR PARTS

No.	Plate	Name
*193233	21466	End Cover (pulley end) Insert (upper).....
194295	----	End Covers complete, Nos. 193226, 193227 and two each 194326, 194490 and 194494.....
51206R	21466	End Cover Screw.....
193236	21466	Fan.....
The Part Numbers for the Field Coils (left and right) that are printed with an asterisk (*) will be furnished only when repairs to a motor are made at the factory. No orders will be filled for left or right coils separately. Agencies' orders will only be filled with Field Coils complete comprising one left or one right coil.		
*193442	----	Field Coil (left).....
*193441	----	" " (right).....
193440	----	Field Coil complete, for B.R. 3 Motor, Nos. 193441 and 193442.
*193445	----	Field Coil (left).....
*193444	----	" " (right).....
193443	----	Field Coil complete, for B.R. 5 Motor, Nos. 193444 and 193445.
*193448	----	Field Coil (left).....
*193447	----	" " (right).....
193446	----	Field Coil complete, for B.R. 6 Motor, Nos. 193447 and 193448.
*193451	20172	Field Coil (left).....
*193450	20172	" " (right).....
193449	----	Field Coil complete, for B.R. 7 Motor, Nos. 193450 and 193451.
*193454	----	Field Coil (left).....
*193453	----	" " (right).....
193452	----	Field Coil complete, for B.R. 8 Motor, Nos. 193453 and 193454.
*193457	----	Field Coil (left).....
*193456	----	" " (right).....
193455	----	Field Coil complete, for B.R. 9 Motor, Nos. 193456 and 193457.
*193460	----	Field Coil (left).....
*193459	----	" " (right).....
193458	----	Field Coil complete, for B.R. 10 and B.R. 11 Motors, Nos.193459 and 193460.....
*193463	----	Field Coil (left).....
*193462	----	" " (right).....
193461	----	Field Coil complete, for B.R. 12 Motor, Nos. 193462 and 193463.
*193466	----	Field Coil (left).....
*193465	----	" " (right).....


MOTOR PARTS

No.	Plate	Name
193464	-----	Field Coil complete, for B.R..15 Motor, Nos. 193465 and 193466.
*193469	-----	Field Coil (left).....
*193468	-----	" " (right).....
193467	-----	Field Coil complete, for B.R. 87 Motor, Nos. 193468 and 193469.
*193472	-----	Field Coil (left).....
*193471	-----	" " (right).....
193470	-----	Field Coil complete, for B.R. 90 Motor, Nos. 193471 and 193472.
*193475	-----	Field Coil (left).....
*193474	-----	" " (right).....
193473	-----	Field Coil complete, for B.R. 92 Motor, Nos. 193474 and 193475.
192954	-----	Field Coil Lead Terminal Clip Body
192955	-----	" " " " " " " "
		Cap.....
190583	21466	Field Coil Retainer.....
192240	21466	" " Tube (1/8 in.) paper...
192243	21466	" " " (3/16 in.) paper..
193438	20160	Field Core complete.....
193239	20160	" " Shield.....
193285	-----	" " " 193239 with 899380 and two 700792, for B.R.7 Motor
193286	-----	Field Core Shield 193239 with 899381 and two 700792, for all B.R. Motors except B.R.7 Motor
*194532	21470	Lead Cord.....
194518	21470	" " Plug (rubber).....
192851	21470	Lead complete, from lamp socket to three-pin terminal, Nos.194518 194532 and 194533.....
192641	21469	Motor Bracket.....
50632R	21465	" " Screw.....
190058	21468	" " " Retaining Washer (fibre).....
191417	21468	Motor Bracket Screw Washer.....
193287	-----	Motor Bracket complete, Nos.50632R 51208B,190058,191417,192641 and 701513.....
51208B	21465	Motor Screw.....
701513	21468	" " Retaining Washer (fibre)
*899380	-----	Name Plate, for B.R. 7 Motor.....
*899381	-----	" " " all B.R. Motors except B.R. 7 Motor.....
700792	21468	Name Plate Rivet.....
193231	21465	Pulley (moulded) with 51207C.....
51207C	21468	" Set Screw.....
192644	-----	Three-Pin Terminal (female half) Housing (lower).....

MOTOR PARTS

No.	Plate	Name
*194519	-----	Three-Pin Terminal (female half) Housing (upper).....
51093R	21467	Three-Pin Terminal (female half) Housing Screw.....
1768R	21467	Three-Pin Terminal (female half) Housing Screw Nut.....
192692	21467	Three-Pin Terminal (female half) Insert Clamp.....
192691	21467	Three-Pin Terminal (female half) Insert Sleeve.....
*194533	21470	Three-Pin Terminal (female half) complete, Nos.192644,194519, two each 1768R,51093R and three each 192691 and 192692.....
192642	-----	Three-Pin Terminal Body (male half) " " " "
*193700	-----	" " " " " " " " 192642 with three 192793.....
192793	21468	Three-Pin Terminal Body (male half) Post.....
51582	21468	Three-Pin Terminal Body (male half) Post Thumb Nut.....
701719	21468	Three-Pin Terminal Body (male half) Post Washer.....
192797	21469	Three-Pin Terminal Body (male half) complete, Nos.193700 and three each 51582 and 701719.....
145R	21448	Three-Pin Terminal Body (male half) Screw.....
190439	21469	Tube, filled with Singer Motor Lubricant.....
190613	-----	Tube 190439 with 190612.....
190612	-----	" Carton (paper).....

FOOT CONTROLLERS (Bakelite)



No.	Plate	Name
194583	-----	Controller complete, for 32 to 55 volts, A.C. or D.C. Motor, Nos. 194321, 194569, 194573, 194574 899287, two 964317 and four each 140099R and 194407.....
194584	-----	Controller complete, for 95 to 145 volts, A.C. or D.C. Motor, Nos. 194321, 194570, 194573, 194574 899815, two 964317 and four each 140099R and 194407.....
194585	-----	Controller complete, for 150 to 250 volts, A.C. or D.C. Motor, Nos. 194321, 194571, 194573, 194574 899287, two 964317 and four each 140099R and 194407.....
194572	21470	Controller Base with two 194419...
194569	-----	" " 194572 with 192211 192985, 194418 and two each 23258, 140100R, 140103R, 194404 194514 and 931090, for 194583.
194570	-----	Controller Base 194572 with 192140 192985, 194418 and two each 23258, 140100R, 140103R, 194404 194514 and 931090, for 194584.

FOOT CONTROLLERS

No.	Plate	Name
194571	-----	Controller Base 194572 with 192141 192985, 194418 and two each 23258, 140100R, 140103R, 194404 194514 and 931090, for 194585.
194407	22521	Controller Base Cushion (rubber)..
*194419	-----	" " Insert (small hole)
140099R	21467	" " Screw.....
194573	21470	" Cover.....
194321	22521	" Foot Pedal.....
*194517	21470	" Lead Cord, 8 ft. long..
194522	-----	" " " 194517 with 194518.....
*194578	-----	Controller Lead Cord, 3 ft. 10 in. long.....
*194525	-----	Controller Lead Cord Identification Tube (red).....
*194577	-----	Controller Lead Cord Insulating Sleeve, 2 11/16 in. long.....
*194604	-----	Controller Lead Cord Insulating Sleeve, 3 3/16 in. long.....
194518	21470	Controller Lead Cord Plug (rubber)
191960	-----	" " " Terminal Clip Body.....
191961	-----	Controller Lead Cord Terminal Clip Body Cap.....
*194575	-----	Controller Lead Cord, 3 ft. 10 in. long, complete, from three-pin terminal to controller, Nos. 194576, 194577, 194604 and two each 191960 and 191961.....
194574	21470	Controller Lead Cord complete, from lamp socket to three-pin terminal and controller, Nos. 194521, 194522 and 194575....
192211	21469	Controller Resistance Unit, for 32 to 55 volts.....
192140	21469	Controller Resistance Unit, for 95 to 145 volts.....
192141	21469	Controller Resistance Unit, for 150 to 250 volts.....
192985	22521	Controller Resistance Unit Adjusting Nut (insulating) with 194630.....
*194630	-----	Controller Resistance Unit Adjusting Nut Insert (brass).....
193989	21467	Controller Resistance Unit Adjusting Nut Position Pin.....
194403	22521	Controller Resistance Unit Bell Crank.....

FOOT CONTROLLERS

No.	Plate	Name
194416	-----	Controller Resistance Unit Bell Crank 194403 with 194405.....
51340C	21467	Controller Resistance Unit Bell Crank Hinge Screw.....
1607J	21467	Controller Resistance Unit Bell Crank Hinge Screw Nut.....
194404	22521	Controller Resistance Unit Bell Crank Spring.....
194402	22521	Controller Resistance Unit Bell Crank Spring Bracket.....
194418	-----	Controller Resistance Unit Bell Crank Spring Bracket 194402 with 194416, 194417 and two each 1607J and 51340C.....
140100R	21467	Controller Resistance Unit Bell Crank Spring Bracket Screw....
194514	21467	Controller Resistance Unit Bell Crank Spring Bracket Screw In- sulating Disc.....
194405	21467	Controller Resistance Unit Bell Crank Spring Position Pin....
140103R	21467	Controller Resistance Unit Screw..
931090	21467	" " " "
		Washer (asbestos).....
23258	21467	Controller Resistance Unit Screw Washer (steel).....
194401	-----	Controller Resistance Unit Yoke...
194417	22521	" " " "
		194401 with 193989.....
51340C	21467	Controller Resistance Unit Yoke Hinge Screw.....
1607J	21467	Controller Resistance Unit Yoke Hinge Screw Nut.....
*899815	-----	Name Plate, for 194584.....
*899287	-----	" " " 194583 and 194585.
964317	21467	" " Drive Screw.....
*194520	-----	Three-Pin Terminal (female half) Housing (upper).....
192644	-----	Three-Pin Terminal (female half) Housing (lower).....
51093R	21467	Three-Pin Terminal (female half) Housing Screw.....
1768R	21467	Three-Pin Terminal (female half) Housing Screw Nut.....
192692	21467	Three-Pin Terminal (female half) Insert Clamp.....
192691	21467	Three-Pin Terminal (female half) Insert Sleeve.....

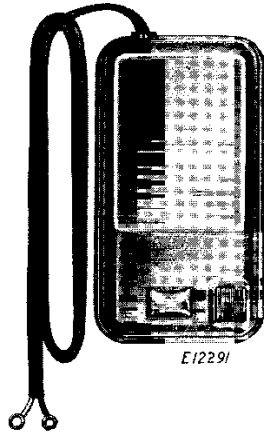
FOOT CONTROLLERS

No.	Plate	Name
194521	21470	Three-Pin Terminal (female half) complete, Nos. 192644, 194520, 194525, two each 1768R, 51093R and three each 192691 and 192692.....

SINGER Needles should be used
in **SINGER** Machines
These Needles and their Containers
are marked with the
Company's Trade Mark "SIMANCO.**" 1

Needles in Containers marked
"FOR SINGER MACHINES"
are NOT **SINGER** made needles. 2

CONTROLLERS (Bakelite) CONVERTIBLE FOR FOOT OR KNEE CONTROL



FOR SETS NOS. 40, 47, 50, 401 AND 402

No.	Plate	Name
194587	-----	Controller complete, for 32 to 55 volts, A.C. or D.C. Motor, Nos. 194321, 194569, 194573, 194579 899287, two 964317 and four each 140099R and 194407.....
194588	-----	Controller complete, for 95 to 145 volts, A.C. or D.C. Motor, Nos. 194321, 194570, 194573, 194579 899818, two 964317 and four each 140099R and 194407.....
194589	-----	Controller complete, for 150 to 250 volts, A.C. or D.C. Motor, Nos. 194321, 194571, 194573, 194579 899287, two 964317 and four each 140099R and 194407.....
194572	21470	Controller Base with two 194419...
194569	-----	" " 194572 with 192211 192985, 194418 and two each 23258, 140100R, 140103R, 194404 194514 and 931090, for 194587.
194570	-----	Controller Base 194572 with 192140 192985, 194418 and two each 23258, 140100R, 140103R, 194404 194514 and 931090, for 194588.

CONTROLLERS

No.	Plate	Name
194571	-----	Controller Base 194572 with 192141 192985, 194418 and two each 23258, 140100R, 140103R, 194404 194514 and 931090, for 194589.
194407	22521	Controller Base Cushion (rubber)..
*194419	-----	" " Insert (small hole)
140099R	21467	" " Screw.....
194573	21470	" Cover.....
194321	22521	" Foot Pedal.....
*194580	-----	" Lead, for 194579.....
*194526	-----	" " Identification Tube (yellow).....
*194577	-----	Controller Lead Insulating Sleeve, 2 11/16 in. long.....
*194604	-----	Controller Lead Insulating Sleeve, 3 3/16 in. long.....
191960	-----	Controller Lead Terminal Clip Body (controller end).....
191961	-----	Controller Lead Terminal Clip Body Cap (controller end).....
192954	-----	Controller Lead Terminal Clip Body (terminal end).....
192955	-----	Controller Lead Terminal Clip Body Cap (terminal end).....
194579	21470	Controller Lead complete, Nos. 194526, 194577, 194580, 194604 and two each 191960, 191961, 192954 and 192955.....
192211	21469	Controller Resistance Unit, for 32 to 55 volts.....
192140	21469	Controller Resistance Unit, for 95 to 145 volts.....
192141	21469	Controller Resistance Unit, for 150 to 250 volts.....
192985	22521	Controller Resistance Unit Adjusting Nut (insulating) with 194630.....
*194630	-----	Controller Resistance Unit Adjusting Nut Insert (brass).....
193989	21467	Controller Resistance Unit Adjusting Nut Position Pin.....
194403	22521	Controller Resistance Unit Bell Crank.....
194416	-----	Controller Resistance Unit Bell Crank 194403 with 194405.....
51340C	21467	Controller Resistance Unit Bell Crank Hinge Screw.....
1807J	21467	Controller Resistance Unit Bell Crank Hinge Screw Nut.....

CONTROLLERS

No.	Plate	Name
194404	22521	Controller Resistance Unit Bell Crank Spring.....
194402	22521	Controller Resistance Unit Bell Crank Spring Bracket.....
194418	-----	Controller Resistance Unit Bell Crank Spring Bracket 194402 with 194416, 194417 and two each 1607J and 51340C.....
140100R	21467	Controller Resistance Unit Bell Crank Spring Bracket Screw.....
194514	21467	Controller Resistance Unit Bell Crank Spring Bracket Screw Insulating Disc.....
194405	21467	Controller Resistance Unit Bell Crank Spring Position Pin.....
140103R	21467	Controller Resistance Unit Screw..
931090	21467	" " " " " "
		Washer (asbestos).....
23258	21467	Controller Resistance Unit Screw Washer (steel).....
194401	-----	Controller Resistance Unit Yoke...
194417	22521	" " " " " "
		194401 with 193989.....
51340C	21467	Controller Resistance Unit Yoke Hinge Screw.....
1607J	21467	Controller Resistance Unit Yoke Hinge Screw Nut.....
194437	22520	Knee Lever.....
194436	-----	" " 194437 with 1611TM, 140107TM, 194438, 194470 and 194545.....
194549	22521	Knee Lever Connecting Link.....
140105TM	21467	" " " " Hinge Screw.....
1550TM	21447	Knee Lever Connecting Link Hinge Screw Nut.....
194438	22520	Knee Lever Extension.....
194550	22520	" " " Hinged Bracket
194551	22520	" " " " " "
		Frame.....
194431	-----	Knee Lever Extension Hinged Bracket 194551 with 1550TM, 1708J, 140105TM, 140106J, 194434, 194549 and 194550.....
-----	-----	Knee Lever Extension Hinged Bracket Frame Wood Screw 5/8 in. No. 6 R.H.....
140106J	21467	Knee Lever Extension Hinged Bracket Hinge Screw.....

CONTROLLERS

No.	Plate	Name
1708J	21467	Knee Lever Extension Hinged Bracket Hinge Screw Nut.....
194434	21467	Knee Lever Extension Hinged Bracket Spring.....
51224TM	21446	Knee Lever Extension Thumb Screw..
5480	21467	" " " " " "
		Friction Washer.....
140107TM	21467	Knee Lever Hinge Screw.....
194545	21467	" " " " Friction Washer.....
1611TM	21467	Knee Lever Hinge Screw Nut.....
194470	21467	" " " " Washer.....
194430	-----	Knee Lever with Controller Operating Unit complete, Nos. 5480, 51224TM, 194431, 194436 and four wood screws 5/8 in. No. 6 R.H.
*899816	-----	Name Plate, for 194588.....
*899287	-----	" " " 194587 and 194589.
964317	21467	" " Drive Screw.....

CONTROLLER HOLDER

No.	Plate	Name
136136	22520	Controller Holder with four wood screws 3/8 in. No. 4 R.H., for Bakelite Controllers, Nos. 194587 to 194589.....

ELECTRICAL TRIMMINGS

FOR SETS NOS. 40, 47, 50, 401 AND 402

No.	Plate	Name
192142	21467	Controller Lead Bushing.....
192143	21467	" " " Retaining Spring.....
194546	21469	Controller Lead Tube, 4 in. long..
192918	21467	" " " Clamp.....

ACCESSORIES

No.	Plate	Name
120862	21469	Oil Can, contents 1 1/3 fl. oz. (filled with household oil)...
120329	-----	Machine Cover.....

ATTACHMENT SET

No.	Plate	Name
121461	-----	Binder Folder.....
121463	-----	" Foot.....
51104B	21465	" Screw.....
120565	21465	" " Washer.....
121464	22526	Binder complete, Nos. 51104B, 120565 121461 and 121463.....
25527	22529	Cloth Guide.....
50053B	21465	" " Thumb Screw.....
35931	22527	Hemmer (adjustable).....
120855	22527	" (foot) flat bottom, for 5/64 in. hem.....
-----	-----	Needles (six).....
25537	21462	Screw Driver (machine).....
120378	21462	" " (shuttle tension)....
2518	4929	Shuttle Bobbin.....
36583	4942	Tucker.....
121497	-----	Attachment Set, Nos. 25527, 25537, 35931, 36583, 50053B, 120378, 120855, 121464, two 8879, five 2518 and six needles.....
120598	4942	Ruffler, for one, six and twelve stitch ruffling.....
121498	-----	Attachment Set complete, Nos. 120598 and 121497.....

BIAS GAUGE

No.	Plate	Name
25525	4958	Bias Gauge.....

BOBBIN WINDER

FOR BALANCE WHEEL NO. 15282 OR NO. 32672

No.	Plate	Name
15072	21465	Bobbin Position Pin.....Per 100.
125324	21462	Bracket (belt cover).....
158E	21465	" Screw.....
66670	21465	Frame.....
125366	-----	" 66670 with 15288 and 125068..
51319B	21465	" Hinge Screw.....
66601	21465	" Spring.....
15287	21465	Friction Ring (rubber).....
15288	21465	Pulley.....
125068	21465	Spindle with 15072.....
2007	21460	Spool Pin.....
8879	21460	" " Washer (cloth).....
125376	21465	Stop Latch.....
51303B	21465	" " Hinge Screw.....
66775	21465	" " Spring.....
125395	21465	Tension Bracket.....
125396	-----	Tension Bracket complete, Nos. 45845 to 45847, 125395 and 140138B..
193B	21465	Tension Bracket Screw.....
7071	21465	" " Washer.....
45845	21465	" Disc.....
45846	21465	" " Screw Washer.....
45847	21465	" " Spring.....
140138B	21465	" Screw.....
125326	21465	Tripping Arm.....
190B	21446	" " Screw.....
125327	-----	Bobbin Winder complete, Nos. 190B, 15287, 57303B, 51319B, 66601, 66775, 125324, 125326, 125366 and 125376.....

BRAIDER

No.	Plate	Name
25510	4958	Braider.....
289B	4958	" Thumb Screw.....

CORDER (Bow)

FOR TOP CORDING

No.	Plate	Name
26398	1950	Corder Bow.....
4604	21468	" " Rivet.....Per 100
25789	1950	" " Tip.....
25794	1950	Presser Foot.....
26399	1950	Corder Bow complete, Nos. 4604, 25789 25794 and 26398.....
190J	21446	Corder Screw.....

DARNING FOOT (Spring)

No.	Plate	Name
121091	----	Darning Foot.....
121092	----	" " Shank.....
121093	21468	" " Spring.....
121094	22526	Darning Foot (spring) complete, Nos. 121091 to 121093.....

EDGE STITCHER

No.	Plate	Name
36865	22527	Edge Stitcher.....

EMBROIDERY ATTACHMENT

FOR ONE THREAD

No.	Plate	Name
120876	4938	Driving Lever with 120877 and two 9859.....
22232	4938	Driving Lever Friction Washer.....
26784	4938	" " Hinge Stud.....
26523	4938	" " Washer.....
26524	4938	Frame with 26525.....
26525	4938	" Block.....
26527	4938	Looper.....
468C	4938	" Set Screw.....
26528	4938	Scroll with 468C.....
26529	4938	" Carrier with 26531.....
22232	4938	" " Friction Washer.....

EMBROIDERY ATTACHMENT

No.	Plate	Name
26530	4938	Scroll Carrier Hinge Stud.....
26531	4938	" " Pin.....
26532	4938	" Cover.....
26533	4938	" Driving Lever with 26534....
26534	4938	" " Stud.....
26535	4938	Spool Pin, for Arm of Machine....
120877	4938	Thread Bracket.....
9859	4938	" " Rivet.....Per 100
26537	4938	" Eyelet.....
26785	4938	" Retaining Spring.....
240J	4938	" " Screw.....
26538	22526	Embroidery Attachment complete, Nos. 240J, 26523, 26524, 26527 to 26530, 26532, 26533, 26535, 26537, 26784, 26785, 120876 and two 22232.....

EMBROIDERY ATTACHMENT

FOR TWO THREADS

No.	Plate	Name
35483	4937	Body.....
35484	4937	" Block.....
12152	4937	" " Rivet.....Per 100
35485	4937	Driving Lever.....
35486	4937	" " Arm (lower).....
35487	4937	" " (upper).....
35488	4937	" " Guide.....
35489	4937	" " Hinge Stud.....
35490	4937	" " Spring.....
35491	4937	" " Hinge Stud.....
35492	4937	Thread Carrier (left).....
35493	4937	" " Hinge Stud..
35494	4937	" " (right).....
50139B	4937	" " Hinge Screw.
35495	4937	" " Friction Plate....
35496	4937	Embroidery Attachment, Nos. 190B, 12152, 35483 to 35488, 35490 to 35495, 35498, 50139B and two 35489.....
190B	21446	Embroidery Attachment Screw.....
35497	4936	Spool Bracket.....
35498	4936	" " Stud.....
1422B	4938	" " Tension Regulating Thumb Screw.....
35499	4938	Spool Bracket Tension Spring.....

EMBROIDERY ATTACHMENT

No.	Plate	Name
35500	4936	Spool Bracket Tension Spring Position Pin.....
35500	4936	Spool Bracket Thread Guide Pin....
35501	4936	" " Wire.....
35502	4936	" " " Hinge Stud.....
35503	4936	" " " " Washer
35504	4936	Spool Bracket complete, Nos. 1422B 35497, 35499, 35502, 35503 and two each 35500 and 35501.....
35505	-----	Embroidery Attachment complete, Nos. 35496 and 35504.....

FEED COVER PLATE

No.	Plate	Name
15359	21462	Feed Cover Plate.....

FELLER (Foot)

No.	Plate	Name
120914	22527	Feller (foot).....

FINGER GUARD

No.	Plate	Name
121151	21461	Finger Guard.....

HEMMER (Foot)

No.	Plate	Name
120855	22527	Hemmer (foot) for 5/64 in. hem....
120962	22527	" " " 1/8 in. hem.....
25893	22527	" " " 1/4 in. hem.....

HEMSTITCHER

No.	Plate	Name
120687	22526	Hemstitcher with Yielding Presser Plate.....

HEMSTITCHING AND PICOTING ATTACHMENT

No.	Plate	Name
121387	21464	Hemstitching and Picoting Attachment with Attachment Screw 51347A.....
51347A	21463	Hemstitching and Picoting Attachment Thumb Screw.....
121388	21460	Hemstitching and Picoting Attachment Throat Plate.....

REPLACEMENT PARTS

FOR

HEMSTITCHING AND PICOTING

ATTACHMENT No. 121387

No.	Plate	Name
121591	21464	Feed Blade.....
121400	21463	" " Actuating Bracket.....
121401	21463	" " " " Gib...
121402	21463	" " " " " "
		Rivet.....
121403	21463	Feed Blade Actuating Bracket Gib Washer.....Per 100
121404	21463	Feed Blade Actuating Bracket Rivet
121405	21463	" " Extension (left).....
121406	21463	" " " (right).....
121209	21463	" " " Foot (rubber)
121210	21463	" " " Rivet.Per 100
121211	21463	" " Position Stud.....
121212	21463	" " Spring.....
121573	21463	" Cam Lever.....
140112J	21463	" " " Hinge Screw.....
121465	21463	" " " " Nut....
121580	21463	" " Shaft and Ratchet Wheel..
121592	21464	Fork Arm.....
121407	21463	Piercer.....
121408	21464	" Arm.....
121214	21463	" " Hinge Stud.....
121215	21463	" " Spring.....
51470A	21463	" Clamping Screw.....
121409	21463	" Holder.....
121410	21463	" " Adjusting Bracket..
51415H	21463	" " " " "
		Screw.....
51471B	21463	Piercer Holder Screw.....

REPLACEMENT PARTS

No.	Plate	Name
121582	21463	Ratchet Wheel Pawl.....
121583	21463	" " " Rivet.....
121275	21463	" " " Spring.....
121221	21463	" " " " RivetPer 100

NEEDLE THREADER (Universal)

No.	Plate	Name
121541	22526	Needle Threader (universal).....
121424	22526	" " " Hook.....
140157J	21468	" " " Screw.....

PRESSER FEET

No.	Plate	Name
125035	22528	Presser Foot (needle hole on left hand side) for stitching on edge and inserting braid.....
15429	22528	Presser Foot (needle hole on right hand side) for stitching on edge and inserting braid.....
121441	22528	Presser Foot, for gathering.....
25978	22528	" " (single toe) for gathering.....
36055	22528	Presser Foot with 665B and 36056, for blind stitch braiding, for soutache braid.....
36056	21468	Presser Foot Braid Guide.....
Note: When ordering Nos. 36055 or 36056, send sample of braid for which it is to be used.		
665B	21468	Presser Foot Braid Guide Screw....
36058	22528	" " with 665B and 36059, for blind stitch cording, to turn small curves.....
36059	21468	Presser Foot Cord Guide.....
Note: When ordering Nos. 36058 or 36059, send sample of cord for which it is to be used.		
665B	21468	Presser Foot Cord Guide Screw....
36067	22528	" " for braiding, for art work, for braid 1/16 in. to 3/16 in. wide.....
Note: When ordering No. 36067, state the size or send sample of the braid for which it is to be used.		

QUILTER

No.	Plate	Name
35932	22528	Quilter.....

RUFFLER

No.	Plate	Name
120598	4942	Ruffler, for one, six and twelve stitch ruffling.....

RUFFLER SHIRRING PLATE

(UNIVERSAL)

No.	Plate	Name
121170	21468	Ruffler Shirring Plate (universal) with 51395W.....
51395W	21468	Ruffler Shirring Plate Thumb Screw

TUBULAR TRIMMING ATTACHMENT


No.	Plate	Name
35018	21462	Strip Delivery Blade.....
120824	4958	" Wire.....
35984	4958	Presser Foot (strip folding) with tube.....
35985	-----	Tubular Trimming Attachment complete, for making 3/32 in., 1/8 in. and 5/32 in. trimmings, Nos. 35018, 35984 and 120824..
Note: When ordering No. 35985, state size required.		

UNDER BRAIDER

No.	Plate	Name
121547	22529	Under Braider.....
25837	22529	" " Foot.....

SINGERLIGHTS

SINGERLIGHT No. 193294



FOR MACHINE No. 15-90

No.	Plate	Name
*193495	-----	Singerlight Bracket.....
193941	21456	" " 193495 with 193942.....
*193254	21456	Singerlight Lamp Contact Lead Terminal.....
51203	21456	Singerlight Lamp Contact Lead Terminal Screw (brass).....
*193253	21456	Singerlight Lamp Contact Plunger..
*193251	21456	" " " "
		Bushing.....
*193252	21456	Singerlight Lamp Contact Plunger Spring.....
*193288	-----	Singerlight Lead.....
*194525	-----	" " Identification Tube (red).....
*194526	-----	Singerlight Lead Identification Tube (yellow).....
193829	21456	Singerlight Lead Strain Relief Disc.....
192954	-----	Singerlight Lead Terminal Clip Body.....
192955	-----	Singerlight Lead Terminal Clip Body Cap.....
50566	21456	Singerlight Lead Terminal Screw (brass).....
193289	21457	Singerlight Lead complete, Nos. 193288, 194525, 194526 and two each 192954 and 192955.....
193940	21456	Singerlight Nipple.....

SINGERLIGHTS

No.	Plate	Name
*193937	-----	Singerlight Nipple Cap with 193938
193936	21456	" " " 193937 with 50564J.....
*193938	-----	Singerlight Nipple Cap Insert.....
50564J	21456	" " " Set Screw..
193512	21456	" " " Insulating Col- lar.....
51602R	21456	Singerlight Nipple Nut.....
701909	21456	" " " Insulating Washer (fibre).....
193509	21456	Singerlight Nipple Washer (felt)..
193272	21457	" Shade.....
193421	-----	" " 193272 with 193401.....
193437	21456	Singerlight Shade Friction Washer.
*193267	21456	" " Position Pin....
193401	21457	" " Reflector.....
*194596	-----	" Socket Body with 193255 and two 193251.....
*194594	-----	Singerlight Socket Body 194596 with 51228R, 193254, 193256 to 193258, 194597 and two each 51203, 193252, 193253 and 193267.....
*194593	-----	Singerlight Socket Body 194594 with 194305.....
194592	21457	Singerlight Socket and Switch com- plete, Nos. 193829, 193936, 194593, two 50566 and three 51385R.....
*193942	21456	Singerlight Steady Pin.....
*193259	21456	" Toggle Switch Contact.
*194598	-----	" " " Frame...
51226R	21456	" " " " Screw
*194599	-----	" " " Operat- ing Lever.....
*193265	21456	Singerlight Toggle Switch Operat- ing Lever Hinge Pin.....
*194597	-----	Singerlight Toggle Switch complete Nos. 193259, 193262, 193265, 193387, 193765, 194598 and 194599.....
*194304	21457	Singerlight Toggle Switch Shell...
*194305	-----	" " " " 194304 with 51602R, 193512 and 193940.....
51385R	21456	Singerlight Toggle Switch Shell Screw.....
*193258	21456	Singerlight Toggle Switch Spring Contact (left).....


SINGERLIGHTS

No.	Plate	Name
•193257	21456	Singerlight Toggle Switch Spring Contact (right).....
51203	21456	Singerlight Toggle Switch Spring Contact (right) Screw (brass).
•193256	21456	Singerlight Toggle Switch Spring Contact Lead Terminal.....
•193255	21456	Singerlight Toggle Switch Spring Contact Lead Terminal Stud....
•193387	21456	Singerlight Toggle Switch Toggle Lever.....
•193262	21456	Singerlight Toggle Switch Toggle Lever Spring.....
•193765	21456	Singerlight Toggle Switch Toggle Lever Spring Washer.....
•193294	-----	Singerlight (moulded, less lamp) complete, Nos. 691A, 97359, 193289, 193421, 193437, 193941 194592, 701909 and two 193509.
691A	21449	Singerlight Screw.....
97359	21456	" " Retaining Washer (fibre).....Per 100

SINGER Needles should be used in **SINGER** Machines
 These Needles and their Containers are marked with the Company's Trade Mark "SIMANCO.**" 1

Needles in Containers marked "FOR SINGER MACHINES" are NOT **SINGER** made needles. 2

SINGERLIGHT No. 193518



FOR MACHINES Nos. 15-88 and 15-89

THIS SINGERLIGHT IS THE SAME AS NO. 193294 WITH THE FOLLOWING EXCEPTIONS:

No.	Plate	Name
•193439	-----	Singerlight Lead Cord (8 ft.long) in place of 193288.....
194022	-----	Singerlight Lead Cord 193439 with 194518, in place of 193289....
194518	21470	Singerlight Lead Cord Plug (rubber)
193518	-----	Singerlight (moulded, less lamp) complete, Nos. 691A, 97359, 193421, 193437, 193941, 194022 194592, 701909 and two 193509.

SINGERLIGHT LAMP

No.	Plate	Name
194120	21457	Singerlight Lamp.....

Note: When ordering No. 194120, state voltage required.

OBSOLETE PARTS

No.	Plate	Name
50464B	21467	Bobbin Winder Frame Hinge Screw...
125325	21461	" " Stop Latch, use 125376
50466B	21468	" " " " Hinge Screw use 51303B.....

OBSOLETE PARTS

No.	Plate	Name
66610	21468	Bobbin Winder Stop Latch Spring, obsolete, superseded by 66775, not interchangeable.....
125342	21459	Bobbin Winder Tension Bracket, obsolete, superseded by 125395, not interchangeable.....
10106	21459	Bobbin Winder Tension Disc.....
9544	21459	" " " " Cover..
208B	21449	" " " " Screw.....
125375	21459	Bobbin Winder Tension Disc Spring.
125343	-----	Bobbin Winder Tension Bracket complete, Nos. 208B, 9544, 10106, 125342 and 125375, use 125396.
8505	21468	Face Plate Thread Guard RivetPer 100
125361	21459	Feed Bar Throw-out Lever with 1813 use 125386.....
125267	-----	Feed Lifting Rock Shaft complete, Nos. 125263, 125349 and 125362 use 125390.....
125347	21459	Feed Lifting Rock Shaft Crank with 157J, obsolete, superseded by 125388, not interchangeable...
125362	-----	Feed Lifting Rock Shaft Crank complete, Nos. 51289J, 125347 and 125361, use 125389.....
125268	21459	Feed Regulator, use 125397.....
125341	-----	" " 125268 with 125345, obsolete, superseded by 125380, not interchangeable.....
125380	-----	Feed Regulator 125268 with 125381, use 125398.....
8217	21459	Feed Regulator Hinge Screw Friction Washer.....
125269	21459	Feed Reversing Lever, obsolete, superseded by 45305, not interchangeable.....
125345	-----	Feed Reversing Lever 125269 with 1735J, obsolete, superseded by 125381, not interchangeable...
1735J	21459	Feed Reversing Lever Lock Nut.....
94002	4952	Hand Attachment Body, for 94018...
33647	4952	" " " Bracket, for 94018.....
80023	4952	Hand Attachment Crank Handle (wood) for 94005.....
94012	4952	Hand Attachment Crank Handle Spindle, for 94005.....

OBSOLETE PARTS

No.	Plate	Name
8435	4952	Hand Attachment Crank Lever, for 94005.....
8281	2938	Hand Attachment Crank Lock Pin, for 8392.....
94005	-----	Hand Attachment Crank complete for 94018, Nos. 8435, 80023 and 94012.....
94008	2938	Hand Attachment Driver, for 94018.
33643	21461	" " " Finger, for 94007.....
94007	2938	Hand Attachment Driver Finger 33643 with 8390, 8391 and 94009 for 94018.....
94008	2938	Hand Attachment Driver Finger Lock Pin, for 94018.....
8388	2938	Hand Attachment Driver Finger Lock Pin Spring, for 94018.....
94009	2938	Hand Attachment Driver Finger Sheath (leather) for 94007....
8390	2938	Hand Attachment Driver Finger Sheath Plate, for 94007.....
8391	2938	Hand Attachment Driver Finger Sheath Staple, for 94007.....
80018	2938	Hand Attachment Driving Lever Arm Pin, for 94018.....
8392	4952	Hand Attachment Gear with 8281 and 8282, for 94018.....
659D	2938	Hand Attachment Gear Screw Stud, for 94018.....
8394	2938	Hand Attachment Pinion, for 94018.
660D	2938	" " Screw Stud, for 94018.....
137B	2938	Hand Attachment Screw, for 94018..
94018	-----	Hand Attachment complete, for 15-89 Machine, Nos. 137B, 659D, 660D 8280, 8388, 8392, 8394, 33647, 80018, 80028, 94002, 94005 to 94008, 94016, two each 183E and 399R, use 94049.....
125271	21468	Needle Bar with 32519, obsolete, superseded by 125377.....
125277	21468	Needle Clamp with 51258C, obsolete superseded by 45285, not interchangeable.....
125278	21468	Needle Clamp Gib and Thread Guard, use 125378.....
8399	4970	Presser Bar Spring, use 80011.....
125285	21468	" Foot, use 45321.....

OBSOLETE PARTS

No.	Plate	Name
125374	-----	Stitch Indicator Plate, for 125307 obsolete, superseded by 45307, not interchangeable.....
125307	4961	Stitch Indicator Plate 125374 with 125309, obsolete, superseded by 45308, not interchangeable.
125308	4961	Stitch Indicator Plate Cover, ob- solete, superseded by 45306, not interchangeable.....
714B	21459	Stitch Regulating Thumb Screw....
*125309	-----	" " " " Bush- ing, obsolete, superseded by 45289, not interchangeable....
38391	21459	Stitch Regulating Thumb Screw Washer.....
*15491	21459	Thread Take-up Lever with 1822, use 125382.....
15492	-----	Thread Take-up Lever 15491 with 50527C, use 125383.....

SINGER Needles should be used
in **SINGER** Machines
These Needles and their Containers
are marked with the
Company's Trade Mark "SIMANCO."**₁

Needles in Containers marked
"FOR SINGER MACHINES"
are NOT **SINGER** made needles. 2

NUMERICAL LIST OF PARTS

No.	Plate	Name
137B	2938	Hand Attachment Screw, for 94018, obsolete.....
138E	21446	Arm Screw.....
145J	21448	Shuttle Race Screw.....
145R	21448	Three-Pin Terminal Body (male half) Screw.....
157J	21447	Feed Lifting Rock Shaft Crank Clamping Screw, for 125388....
158E	21465	Bobbin Winder Bracket Screw.....
175J	21447	Feed Forked Connection Adjusting Screw, for 125262.....
183E	2938	Hand Attachment Body Bracket Screw for 94018 and 94049.....
190B	21446	Bobbin Winder Tripping Arm Screw, for 125327.....
190J	21446	Corder Screw.....
190B	21446	Embroidery Attachment Screw, for 35496.....
190B	21446	Face Plate Screw.....
193B	21465	Bobbin Winder Tension Bracket Screw.....
208B	21449	Bobbin Winder Tension Disc Cover Screw, for 125343, obsolete...
208E	21449	Feed Dog Screw.....
240J	4938	Embroidery Attachment Thread Ret- aining Spring Screw, for 26538
248A	21460	Clamp Stop Motion Clamp Stop Screw for 15314.....
256B	21460	Clamp Stop Motion Clamp Screw, for 15314.....
289B	4958	Braider Thumb Screw.....
304C	21447	Feed Lifting Rock Shaft Screw Cen- ter, for 125344.....
304C	21447	Feed Rock Shaft Screw Center, for 125344.....
315C	21446	Feed Bar Screw Center, for 15445..
335B	21448	Stitch Indicator Plate Screw.....
375C	21446	Crank Connecting Rod Hinge Screw..
391J	21448	Shuttle Bobbin Case Position Plate Screw, for 125300.....
399A	2938	Hand Attachment Gear Cover Screw, for 94018 and 94049.....
435C	21446	Arm Shaft Bushing Set Screw, for 125252.....
448C	21448	Presser Bar Lifter Hinge Stud Set Screw, for 125252.....

NUMERICAL LIST OF PARTS

No.	Plate	Name
453C	21448	Presser Bar Spring Bracket Set Screw, for 2068.....
462C	21460	Clamp Stop Motion Flanged Bushing Set Screw, for 15313.....
462C	21460	Oscillating Shaft Crank Set Screw, for 125283 and 125284.....
468C	4938	Embroidery Attachment Looper Set Screw, for 26528.....
SS565E	21461	Hand Attachment Driver Finger Latch Screw Stud, for 94049..
SS566C	21461	Hand Attachment Screw, for 94049..
SS567E	21461	" " Driver Finger Driving Pad and Plate Binding Screw, for 94041.....
570C	4970	Needle Bar Connecting Link Hinge Screw, for 15434.....
591F	4929	Shuttle Tension Regulating Screw, for 125291.....
592E	4929	Shuttle Bobbin Case Latch Stop Screw, for 125291.....
SS599F	21461	Hand Attachment Gear Screw Stud, for 94049.....
SS600F	21461	Hand Attachment Pinion Screw Stud, for 94049.....
659D	2938	Hand Attachment Gear Screw Stud, for 94018, obsolete.....
660D	2938	Hand Attachment Pinion Screw Stud, for 94018, obsolete.....
662J	21448	Shuttle Race Cap Screw, for 125304
665B	21468	Presser Foot Braid Guide Screw, for 36055.....
665B	21468	Presser Foot Cord Guide Screw, for 36058.....
691A	21449	Singerlight Screw, for 193294 and 193518.....
691A	21449	Throat Plate Screw.....
714B	21459	Stitch Regulating Thumb Screw, obsolete.....
857B	21448	Thread Take-up Spring Regulator Set Screw, for 125368.....
896E	21446	Crank Connecting Rod Cap Screw, for 125021.....
1085E	21447	Feed Forked Connection Slide Block Screw Stud, for 125335.....
1253C	4929	Shuttle Driver Set Screw, for 125297.....
1285C	21447	Feed Cam and Counterbalance Position Screw, for 125045.....
1293C	21448	Thread Take-up Cam Position Screw, for 15272.....

NUMERICAL LIST OF PARTS

No.	Plate	Name
1341C	4970	Needle Bar Connecting Stud Set Screw, for 125276.....
1422B	4936	Embroidery Attachment Spool Bracket Tension Regulating Thumb Screw, for 35504.....
1498C	21447	Needle Bar Bushing Set Screw.....
1513J	21447	Feed Lifting Rock Shaft Screw Center Nut, for 125344.....
1513J	21447	Feed Rock Shaft Screw Center Nut, for 125344.....
1518J	21446	Crank Connecting Rod Hinge Screw Nut.....
1519J	21446	Feed Bar Screw Center Nut, for 15445.....
1520J	21447	Feed Forked Connection Hinge Screw Nut.....
1520J	21447	Needle Bar Connecting Link Hinge Screw Nut, for 15434.....
1550J	21447	Feed Reversing Handle Lock Nut, for 125381.....
1550TM	21447	Knee Lever Connecting Link Hinge Screw Nut, for 194431.....
1607J	21467	Controller Resistance Unit Bell Crank Hinge Screw Nut, for 194418.....
1607J	21467	Controller Resistance Unit Yoke Hinge Screw Nut.....
1611TM	21467	Knee Lever Hinge Screw Nut, for 194436.....
1708J	21467	Knee Lever Extension Hinged Bracket Hinge Screw Nut, for 194431
1735J	21459	Feed Reversing Lever Lock Nut, for 125345, obsolete.....
1768R	21467	Three-Pin Terminal (female half) Housing Screw Nut, for 194521 and 194533.....
1813	21446	Feed Bar Throw-out Lever Roller and Stud, for 125386.....
1822	21448	Thread Take-up Lever Roller and Stud, for 125382.....
2002	21446	Arm Dowel Pin.....
2007	21460	" Spool Pin.....
2007	21460	Bobbin Winder Spool Pin.....
2020	21460	Clamp Stop Motion Clamp Washer, for 15314.....
2022	21446	Clamp Stop Motion Flanged Bushing Pin.....
2049	21447	Oscillating Shaft Crank Pin.....
2049	21447	Shuttle Driver Pin.....

NUMERICAL LIST OF PARTS

No.	Plate	Name
2068	21448	Presser Bar Spring Bracket with 453C.....
2070	4970	Presser Bar Spring Washer.....
2102	4929	Tension Disc, for 125315.....
2518	4929	Shuttle Bobbin, for 121497 and 125294.....
2523	4929	Shuttle Bobbin Case Position Finger Rivet, for 125291...Per 100
2835	4934	Feed Bar.....
2974	4929	Shuttle Bobbin Case Latch Lever Fulcrum Pin, for 125288. Per 100
2975	4929	Shuttle Bobbin Case Latch Spring, for 125291.....
4604	21468	Corder Bow Rivet, for 26399. Per 100
5480	21467	Knee Lever Extension Thumb Screw Friction Washer, for 194430...
7071	21465	Bobbin Winder Tension Bracket Screw Washer.....
8217	21459	Feed Regulator Hinge Screw Friction Washer, obsolete.....
8280	2938	Hand Attachment Crank Hinge Pin, for 94018 and 94049.....
8281	2938	Hand Attachment Crank Lock Pin, for 8392, obsolete.....
8282	2938	Hand Attachment Crank Lever Lock Pin Spring, for 94047.....
8388	2938	Hand Attachment Driver Finger Lock Pin Spring, for 94018, obsolete
8390	2938	Hand Attachment Driver Finger Sheath Plate, for 94007, obsolete.....
8391	2938	Hand Attachment Driver Finger Sheath Staple, for 94007, obsolete.....
8392	4952	Hand Attachment Gear with 8281 and 8282, for 94018, obsolete.....
8394	2938	Hand Attachment Pinion, for 94018, obsolete.....
8399	4970	Presser Bar Spring, obsolete, use 80011.....
8435	4952	Hand Attachment Crank Lever, for 94005, obsolete.....
8505	21468	Face Plate Thread Guard Rivet, obsolete.....Per 100
8879	21460	Arm Spool Pin Washer (cloth) for 121497.....
8879	21460	Bobbin Winder Spool Pin Washer (cloth).....
9544	21459	Bobbin Winder Tension Disc Cover, for 125343, obsolete.....

NUMERICAL LIST OF PARTS

No.	Plate	Name
9859	4938	Embroidery Attachment Thread Bracket Rivet, for 120876...Per 100
10106	21459	Bobbin Winder Tension Disc, for 125343, obsolete.....
12152	4937	Embroidery Attachment Body Block Rivet, for 35496.....Per 100
15072	21465	Bobbin Winder Bobbin Position Pin, for 125068.....Per 100
15170	-----	Oscillating Shaft Crank Slide Block, for 125330.....
15248	4970	Needle Bar Connecting Link with 51Q02E, for 125275.....
15272	4957	Thread Take-up Cam with 1293C, for 15434.....
15282	4950	Balance Wheel, 2 1/4 in. pulley, for 15-88 and 15-89 Machines..
15287	21465	Bobbin Winder Friction Ring (rubber) for 125327.....
15288	21465	Bobbin Winder Pulley, for 125366..
15312	-----	Clamp Stop Motion Flanged Bushing, for 15313.....
15313	21460	Clamp Stop Motion Flanged Bushing 15312 with two 462C, for 15314
15314	-----	Clamp Stop Motion complete, Nos. 248A, 256B, 2020 and 15313.....
15359	21462	Feed Cover Plate.....
15404	-----	Trade Mark, for 125252.....
15405	-----	" " Rivet, for 125252.....
15410	4929	Tension Stud Bushing, for 125368..
15429	22528	Presser Foot (needle hole on right hand side) for stitching on edge and inserting braid.....
15434	-----	Thread Take-up Cam 15272 with 570C and 1520J, for 125254.....
15445	-----	Feed Bar Screw Center 315C with 1519J.....
15486	4970	Presser Bar Lifter Hinge Stud, for 125252.....
15491	21459	Thread Take-up Lever with 1822, for 15492, obsolete, use 125382...
15492	-----	Thread Take-up Lever 15491 with 50527C, obsolete, use 125383..
15498	4957	Arm Shaft Bushing, for 125252 and 125254.....
22232	4938	Embroidery Attachment Driving Lever Friction Washer, for 26538.....
22232	4938	Embroidery Attachment Scroll Carrier Friction Washer, for 26538

NUMERICAL LIST OF PARTS

No.	Plate	Name
23258	21467	Controller Resistance Unit Screw Washer (steel) for 194569 to 194571.....
25510	4958	Braider.....
25525	4958	Bias Gauge.....
25527	22529	Cloth Guide, for 121497.....
25537	21462	Screw Driver (machine) for 121497.
25637	22529	Under Braider Foot.....
25789	1950	Corder Bow Tip, for 26399.....
25794	1950	Presser Foot, for 26399.....
25893	22527	Hemmer (foot) for 1/4 in. hem....
25978	22528	Presser Foot (single toe) for gathering.....
26075	21448	Thread Cutter and Holder.....
26398	1950	Corder Bow, for 26399.....
26399	1950	Corder Bow complete, for top cord- ing, Nos. 4604,25789,25794 and 26398.....
26523	4938	Embroidery Attachment Driving Lever Washer, for 26538.....
26524	4938	Embroidery Attachment Frame with 26525, for 26538.....
26525	4938	Embroidery Attachment Frame Block, for 26524.....
26527	4938	Embroidery Attachment Looper, for 26538.....
26528	4938	Embroidery Attachment Scroll with 468C, for 26538.....
26529	4938	Embroidery Attachment Scroll Car- rier with 26531, for 26538....
26530	4938	Embroidery Attachment Scroll Car- rier Hinge Stud, for 26538....
26531	4938	Embroidery Attachment Scroll Car- rier Pin, for 26529.....
26532	4938	Embroidery Attachment Scroll Cover for 26538.....
26533	4938	Embroidery Attachment Scroll Driv- ing Lever with 26534, for 26538
26534	4938	Embroidery Attachment Scroll Driv- ing Lever Stud, for 26533....
26535	4938	Embroidery Attachment Spool Pin, for Arm of Machine, for 26538.
26537	4938	Embroidery Attachment Thread Eye- let, for 26538.....
26538	22526	Embroidery Attachment complete, for one thread, Nos. 240J, 26523, 26524, 26527 to 26530, 26532, 26533, 26535, 26537, 26784, 26785, 120876 and two 22232...

NUMERICAL LIST OF PARTS

No.	Plate	Name
26784	4938	Embroidery Attachment Driving Lever Hinge Stud, for 26538.....
26785	4938	Embroidery Attachment Thread Re- taining Spring, for 26538....
32519	4970	Needle Stop Pin, for 125377.....
32672	4951	Balance Wheel, 3 1/4 in. pulley, for 15-90 Machine.....
33643	21461	Hand Attachment Driver Finger, for 94007, obsolete.....
33647	4952	Hand Attachment Body Bracket, for 94018, obsolete.....
35018	21462	Tubular Trimming Attachment Strip Delivery Blade, for 35985....
35483	4937	Embroidery Attachment Body, for 35496.....
35484	4937	Embroidery Attachment Body Block, for 35496.....
35485	4937	Embroidery Attachment Driving Lever, for 35496.....
35486	4937	Embroidery Attachment Driving Lever Arm (lower) for 35496...
35487	4937	Embroidery Attachment Driving Lever Arm (upper) for 35496...
35488	4937	Embroidery Attachment Driving Lever Arm Guide, for 35496....
35489	4937	Embroidery Attachment Driving Lever Arm Hinge Stud, for 35496
35490	4937	Embroidery Attachment Driving Lever Arm Spring, for 35496...
35491	4937	Embroidery Attachment Driving Lever Hinge Stud, for 35496...
35492	4937	Embroidery Attachment Thread Car- rier (left) for 35496.....
35493	4937	Embroidery Attachment Thread Car- rier (left) Hinge Stud, for 35496.....
35494	4937	Embroidery Attachment Thread Car- rier (right) for 35496.....
35495	4937	Embroidery Attachment Thread Car- rier Friction Plate, for 35496.
35496	4937	Embroidery Attachment for 35505, Nos. 190B, 12152, 35483 to 35488, 35490 to 35495, 35498, 50139B and two 35489.....
35497	4936	Embroidery Attachment Spool Brack- et, for 35504.....
35498	4936	Embroidery Attachment Spool Brack- et Stud, for 35496.....
35499	4936	Embroidery Attachment Spool Brack- et Tension Spring, for 35504..

NUMERICAL LIST OF PARTS

No.	Plate	Name
35500	4936	Embroidery Attachment Spool Bracket Tension Spring Position Pin for 35504.....
35500	4936	Embroidery Attachment Spool Bracket Thread Guide Pin, for 35504
35501	4936	Embroidery Attachment Spool Bracket Wire, for 35504.....
35502	4936	Embroidery Attachment Spool Bracket Wire Hinge Stud, for 35504.
35503	4936	Embroidery Attachment Spool Bracket Wire Hinge Stud Washer, for 35504.....
35504	4936	Embroidery Attachment Spool Bracket complete for 35505, Nos. 1422B, 35497, 35499, 35502, 35503 and two each 35500 and 35501.....
35505	-----	Embroidery Attachment complete, for two threads, Nos. 35496 and 35504.....
35931	22527	Hemmer (adjustable) for 121497....
35932	22528	Quilter.....
35984	4958	Presser Foot (strip folding) with tube, for 35985.....
35985	-----	Tubular Trimming Attachment complete, for making 3/32 in., 1/8 in. and 5/32 in. trimmings, Nos. 35018, 35984 and 120824.....
36055	22528	Presser Foot with 665B and 36056, for blind stitch braiding, for soutache braid.....
36056	21468	Presser Foot Braid Guide, for 36055
36058	22528	" " with 665B and 36059, for blind stitch cording, to turn small curves.....
36059	21468	Presser Foot Cord Guide, for 36058
36067	22528	" " for braiding, for art work, for braid 1/16 in. to 3/16 in. wide.....
36583	4942	Tucker, for 121497.....
36865	22527	Edge Stitcher.....
38391	21459	Stitch Regulating Thumb Screw Washer, obsolete.....
45285	4970	Needle Clamp Body 45334 with 513082B.....
*45289	-----	Stitch Regulating Thumb Screw Bushing, for 45308.....
45305	4976	Feed Reversing Handle, for 125381.
45308	4976	Stitch Indicator Plate, for 45309.
45307	-----	" Regulating Plate, for 45308

NUMERICAL LIST OF PARTS

No.	Plate	Name
45308	4976	Stitch Regulating Plate 45307 with 45289, for 45309.....
45309	-----	Stitch Regulating Plate 45308 with 45306, 45310, 513122B and 125400
45310	4976	Stitch Regulating Thumb Screw Washer (fibre) for 45309.....
*45319	-----	Presser Foot Plate, for 45321.....
*45320	-----	" " Shank, for 45321.....
45321	21449	Presser Foot (hinged) complete, Nos. 45319, 45320 and 45329....
45329	21449	Presser Foot Hinge Pin, for 45321.
45334	-----	Needle Clamp Body with 512562C, for 45285.....
45845	21465	Bobbin Winder Tension Disc, for 125396.....
45846	21465	Bobbin Winder Tension Disc Screw Washer, for 125396.....
45847	21465	Bobbin Winder Tension Disc Spring, for 125396.....
50053B	21465	Cloth Guide Thumb Screw, for 121497
50139B	4937	Embroidery Attachment Thread Carrier (right) Hinge Screw, for 35496.....
50292B	4929	Tension Stud Set Screw, for 125388.
50353E	21447	Feed Regulator Hinge Screw.....
50464B	21467	Bobbin Winder Frame Hinge Screw, obsolete.....
50466B	21468	Bobbin Winder Stop Latch Hinge Screw, obsolete, use 51303B...
50527C	21448	Thread Take-up Lever Hinge Screw, for 125383.....
50564J	21456	Singerlight Nipple Cap Set Screw, for 193936.....
50566	21456	Singerlight Lead Terminal Screw (brass) for 194592.....
50632R	21465	Motor Bracket Screw, for 193287...
51002E	4970	Needle Bar Connecting Link Adjusting Screw, for 15248.....
51045C	21447	Machine Hinge Connection Set Screw
51093R	21467	Three-Pin Terminal (female half) Housing Screw, for 194521 and 194533.....
51104B	21465	Binder Screw, for 121464.....
51203	21456	Singerlight Lamp Contact Lead Terminal Screw (brass) for 194594.....
51203	21456	Singerlight Toggle Switch Spring Contact (right) Screw (brass) for 194594.....
51206R	21466	End Cover Screw.....

NUMERICAL LIST OF PARTS

No.	Plate	Name
51207C	21468	Pulley Set Screw, for 193237.....
512C8B	21465	Motor Screw, for 193287.....
51224B	21446	Arm Side Cover Thumb Screw.....
51224TM	21446	Knee Lever Extension Thumb Screw, for 194430.....
51224B	21446	Presser Foot Thumb Screw.....
51226R	21456	Singerlight Toggle Switch Frame Screw, for 194594.....
51228B	4970	Pressure Regulating Thumb Screw, for 66773.....
51229E	4929	Shuttle Driver Cushion Spring Screw, for 125322.....
51246C	21447	Oscillating Rock Shaft Center (left) Set Screw.....
51246C	21447	Oscillating Rock Shaft Center (right) Set Screw.....
51252C	21447	Feed Forked Connection Hinge Screw (eccentric).....
51256ZC	4970	Needle Clamp Thumb Screw, for 45334
51257W	4929	Tension Stud, for 125315.....
51261J	21448	Shuttle Race Back Spring Thumb Screw, for 125306.....
51282J	21448	Shuttle Race Slide Spring Screw, for 125338.....
51289J	21446	Feed Bar Throw-out Lever Thumb Screw, for 125389.....
51303B	21465	Bobbin Winder Stop Latch Hinge Screw, for 125327.....
51308ZB	4970	Needle Clamp Position Screw, for 45285.....
51312ZB	4976	Stitch Regulating Thumb Screw, for 45309.....
51319B	21465	Bobbin Winder Frame Hinge Screw, for 125327.....
51340C	21467	Controller Resistance Unit Bell Crank Hinge Screw, for 194418.
51340C	21467	Controller Resistance Unit Yoke Hinge Screw.....
51347A	21463	Hemstitching and Picoting Attach- ment Thumb Screw, for 121387..
51385R	21456	Singerlight Toggle Switch Shell Screw, for 194592.....
51395W	21468	Ruffler Shirring Plate Thumb Screw for 121170.....
51415H	21463	Hemstitcher and Picoting Attach- ment Piercer Holder Adjusting Bracket Screw, for 121387.....
51470A	21463	Hemstitching and Picoting Attach- ment Piercer Clamping Screw, for 121387.....

NUMERICAL LIST OF PARTS

No.	Plate	Name
51471B	21463	Hemstitching and Picoting Attach- ment Piercer Holder Screw, for 121387.....
51582	21468	Three-Pin Terminal Body (male half) Post Thumb Nut, for 192797....
51602R	21456	Singerlight Nipple Nut, for 194305
51608B	4929	Tension Regulating Thumb Nut, for 125315.....
55621	4970	Presser Bar Lifter.....
66601	21465	Bobbin Winder Frame Spring, for 125327.....
66610	21468	Bobbin Winder Stop Latch Spring, obsolete, superseded by 66775, not interchangeable.....
66670	21465	Bobbin Winder Frame, for 125366...
66752	4970	Pressure Regulating Thumb Screw Plug (felt wick) for 66773....
66773	-----	Pressure Regulating Thumb Screw 51228B with 66752.....
66775	21485	Bobbin Winder Stop Latch Spring, for 125327.....
80011	21480	Presser Bar Spring.....
80018	2938	Hand Attachment Driving Lever Arm Pin, for 94018, obsolete.....
80023	4952	Hand Attachment Crank Handle (wood) for 94005, obsolete....
80028	2938	Hand Attachment Pinion Dowel Pin, for 94018 and 94049....Per 100
94002	4952	Hand Attachment Body, for 94018, ob- solete.....
94005	-----	Hand Attachment Crank complete for 94018, Nos. 8435, 80023 and 94012, obsolete.....
94006	2938	Hand Attachment Driver, for 94018, obsolete.....
94007	2938	Hand Attachment Driver Finger 33643 with 8390,8391 and 94009 for 94018, obsolete.....
94008	2938	Hand Attachment Driver Finger Lock Pin, for 94018, obsolete.....
94009	2938	Hand Attachment Driver Finger Sheath (leather) for 94007, ob- solete.....
94012	4952	Hand Attachment Crank Handle Spindle, for 94005, obsolete..
94016	4952	Hand Attachment Gear Cover, for 94018 and 94049.....

NUMERICAL LIST OF PARTS

No.	Plate	Name
94018	-----	Hand Attachment complete, for 15-89 Machine, Nos. 137B, 659D, 660D, 8280, 8388, 8392, 8394, 33647 80018, 80028, 94002, 94005 to 94008, 94016, two each 183E and 399A, obsolete, use 94049.....
94027	21462	Hand Attachment Body Bracket, for 94049.....
94028	21462	Hand Attachment Crank Handle (wood) for 94034.....
94029	21461	Hand Attachment Crank Handle Spindle, for 94034.....
94030	21461	Hand Attachment Crank Handle Spindle Flange (loose) for 94034.....
94031	21462	Hand Attachment Crank Lever, for 94034.....
94032	21461	Hand Attachment Crank Lever Lock Pin, for 94047.....
94033	21461	Hand Attachment Crank Lever Lock Pin Head, for 94047.....
94034	-----	Hand Attachment Crank complete for 94049, Nos. 94028 to 94031....
94036	21461	Hand Attachment Driver Finger, for 94041.....
94037	21461	Hand Attachment Driver Finger Latch, for 94049.....
94038	21461	Hand Attachment Driver Finger Latch Spring, for 94049.....
94039	21461	Hand Attachment Driver Finger Driving Pad (rawhide) for 94041.....
94040	21461	Hand Attachment Driver Finger Driving Pad Plate, for 94041..
94041	-----	Hand Attachment Driver Finger 94036 with SS567E, 94039 and 94040, for 94049.....
94044	21461	Hand Attachment Driver Finger Hinge Pin, for 94049.....
94045	21462	Hand Attachment Body, for 94049...
94046	21461	" " Driver, for 94049.
94047	21462	" " Gear with 8282, 94032 and 94033, for 94049....
94048	21461	Hand Attachment Pinion, for 94049.
94049	-----	Hand Attachment complete, for 15-89 Machine, Nos. SS565E, SS566C, SS599F, SS600F, 8280, 80028, 94016, 94027, 94034, 94037, 94038, 94041, 94044 to 94048 and two each 183E and 399A.....

NUMERICAL LIST OF PARTS

No.	Plate	Name
97359	21456	Singerlight Screw Retaining Washer (fibre) for 193294 and 193518Per 100.
120329	-----	Machine Cover (Accessories).....
120378	21462	Screw Driver (shuttle tension) for 121497.....
120565	21465	Binder Screw Washer, for 121464...
120598	4942	Ruffler, for one, six and twelve stitch ruffling, for 121498...
120667	22526	Hemstitcher with Yielding Presser Plate.....
120824	4958	Tubular Trimming Attachment Strip Wire, for 35985.....
120855	22527	Hemmer (foot) flat bottom, for 5/64 in. hem, for 121497.....
120862	21469	Oil Can, contents 1 1/3 fl. oz. (filled with household oil) Accessories.....
120876	4938	Embroidery Attachment Driving Lever with 120877 and two 9859 for 26538.....
120877	4938	Embroidery Attachment Thread Bracket, for 120876.....
120914	22527	Feller (foot).....
120962	22527	Hemmer (foot) for 1/8 in. hem....
121091	-----	Darning Foot, for 121094.....
121092	-----	" " Shank, for 121094...
121093	21468	" " Spring, for 121094..
121094	22526	Darning Foot (spring) complete, Nos. 121091 to 121093.....
121151	21461	Finger Guard.....
121170	21468	Ruffler Shirring Plate (universal) with 51395W.....
121209	21463	Hemstitching and Picoting Attachment Feed Blade Extension Foot (rubber) for 121387.....
121210	21463	Hemstitching and Picoting Attachment Feed Blade Extension Rivet, for 121387.....Per 100
121211	21463	Hemstitching and Picoting Attachment Feed Blade Position Stud, for 121387.....
121212	21463	Hemstitching and Picoting Attachment Feed Blade Spring, for 121387.....
121214	21463	Hemstitching and Picoting Attachment Piercer Arm Hinge Stud, for 121387.....

NUMERICAL LIST OF PARTS

No.	Plate	Name
121215	21463	Hemstitching and Picoting Attachment Piercer Arm Spring, for 121387.....
121221	21463	Hemstitching and Picoting Attachment Ratchet Wheel Pawl Spring Rivet, for 121387.....Per 100
121275	21463	Hemstitching and Picoting Attachment Ratchet Wheel Pawl Spring for 121387.....
121387	21464	Hemstitching and Picoting Attachment with Attachment Screw 51347A.....
121388	21460	Hemstitching and Picoting Attachment Throat Plate, for 121387.
121400	21463	Hemstitching and Picoting Attachment Feed Blade, Actuating Bracket, for 121387.....
121401	21463	Hemstitching and Picoting Attachment Feed Blade Actuating Bracket Gib, for 121387.....
121402	21463	Hemstitching and Picoting Attachment Feed Blade Actuating Bracket Gib Rivet, for 121387.
121403	21463	Hemstitching and Picoting Attachment Feed Blade Actuating Bracket Gib Washer, for 121387Per 100
121404	21463	Hemstitching and Picoting Attachment Feed Blade Actuating Bracket Rivet, for 121387.....
121405	21463	Hemstitching and Picoting Attachment Feed Blade Extension (left) for 121387.....
121406	21463	Hemstitching and Picoting Attachment Feed Blade Extension (right) for 121387.....
121407	21463	Hemstitching and Picoting Attachment Piercer, for 121387.....
121408	21464	Hemstitching and Picoting Attachment Piercer Arm, for 121387..
121409	21463	Hemstitching and Picoting Attachment Piercer Holder, for 121387
121410	21463	Hemstitching and Picoting Attachment Piercer Holder Adjusting Bracket, for 121387.....
121424	22526	Needle Threader Hook.....
121441	22528	Presser Foot, for gathering.....
121461	-----	Binder Folder, for 121464.....
121463	-----	" Foot, for 121464.....

NUMERICAL LIST OF PARTS

No.	Plate	Name
121464	22526	Binder complete for 121497, Nos. 51104B, 120565, 121461 and 121463.....
121465	21463	Hemstitching and Picoting Attachment Feed Cam Lever Hinge Screw Nut, for 121387.....
121497	-----	Attachment Set, for 121498, Nos. 25527, 25537, 35901, 36563, 50053B, 120378, 120655, 121464, two 8879, five 2518 and six needles.....
121498	-----	Attachment Set complete, Nos. 120598 and 121497.....
121541	22526	Needle Threader (universal).....
121547	22529	Under Braider.....
121573	21463	Hemstitching and Picoting Attachment Feed Cam Lever, for 121387
121580	21463	Hemstitching and Picoting Attachment Feed Cam Shaft and Ratchet Wheel, for 121387.....
121582	21463	Hemstitching and Picoting Attachment Ratchet Wheel Pawl, for 121387.....
121583	21463	Hemstitching and Picoting Attachment Ratchet Wheel Pawl Rivet, for 121387.....
121591	21464	Hemstitching and Picoting Attachment Feed Blade, for 121387...
121592	21464	Hemstitching and Picoting Attachment Fork Arm, for 121387.....
125021	4957	Crank Connecting Rod with 125044 and two 896E.....
125035	22528	Presser Foot (needle hole on left hand side) for stitching on edge and inserting braid.....
125044	21446	Crank Connecting Rod Oil Pad (felt) for 125021.....
125045	21460	Feed Cam and Counterbalance with 12650, for 125254.....
125047	21447	Feed Forked Connection Slide Block for 125335.....
125048	21447	Oscillating Rock Shaft Center (left).....
125049	21447	Oscillating Rock Shaft Center (right).....
125056	21447	Oscillating Rock Shaft Oil Wick (braided cotton) for 125280...
125060	-----	Oscillating Shaft Crank Slide Block Stud, for 125330.....
125061	4970	Presser Bar.....

NUMERICAL LIST OF PARTS

No.	Plate	Name
125068	21465	Bobbin Winder Spindle with 15072, for 125386.....
*125251	-----	Arm, for 125252.....
125252	-----	" 125251 with 435C, 448C, 15404, 15486, 15498 and two 15405.....
125253	4957	Arm Shaft, for 125254.....
*125254	-----	" " 125253 with 15434, 15498 and 125045.....
*125255	-----	Bed.....
125258	4934	Face Plate Tension Seat, for 125368
125261	21449	Feed Dog, 12 teeth (14 teeth to the inch) for 125319.....
125262	4934	Feed Forked Connection with 175J, for 125340.....
125263	4934	Feed Lifting Rock Shaft, for 125390
125267	-----	Feed Lifting Rock Shaft complete, Nos. 125263, 125349 and 125362 obsolete, use 125390.....
125268	21459	Feed Regulator, for 125341, obsolete, use 125397.....
125269	21459	Feed Reversing Lever, for 125345, obsolete, superseded by 45305, not interchangeable.....
125270	4957	Feed Rock Shaft.....
125271	21468	Needle Bar with 32519, obsolete, superseded by 125377.....
*125272	-----	Needle Bar Bushing, for 125273....
125273	4970	" " 125272 with 125274.....
125274	4970	Needle Bar Bushing Oil Pad (felt) for 125273.....
125275	-----	Needle Bar Connecting Link 15248 with 125276.....
125276	4970	Needle Bar Connecting Stud with 1341C, for 125275.....
125277	21468	Needle Clamp with 51256C, obsolete superseded by 45285, not interchangeable.....
125278	21468	Needle Clamp Gib and Thread Guard, obsolete, use 125378.....
125280	4934	Oscillating Rock Shaft with 125056
125281	4957	" Shaft.....
*125282	-----	" " Crank, for 125283 and 125284.....
*125283	-----	Oscillating Shaft Crank 125282 with 462C and 125330....
125284	21460	Oscillating Shaft Crank 125282 with 125330 and two 462C.....
125285	21468	Presser Foot, obsolete, use 45321.

NUMERICAL LIST OF PARTS

No.	Plate	Name
*125286	-----	Shuttle Bobbin Case, for 125291...
125287	4929	" " " Latch, for 125248.....
125288	-----	Shuttle Bobbin Case Hinge, Nos. 2974, 125287 and 125320, for 125291.....
125289	4929	Shuttle Bobbin Case Position Finger, for 125291.....
125290	4945	Shuttle Bobbin Case Position Plate for 125300.....
125291	4929	Shuttle Bobbin Case complete for 125294, Nos. 591F, 592E, 2523, 2975, 125286, 125288, 125289 and 125293.....
125292	4929	Shuttle Body, for 125294.....
125293	4929	" Tension Spring, for 125291
125294	-----	" 1 11/16 in. diam., Nos. 2518 125291 and 125292.....
*125295	-----	Shuttle Driver, for 125297.....
125297	-----	" " 125295 with two 12530C, for 125322.....
125298	4929	Shuttle Driver Cushion Spring, for 125322.....
125299	4945	Shuttle Race Back, for 125306....
125300	-----	" " Body 125304 with 125290 and two each 391J and 125301, for 125306.....
125301	4929	Shuttle Race Back Position Pin, for 125300.....Per 10C
125302	4945	Shuttle Race Back Spring, for 125306.....
125303	-----	Shuttle Race Body, for 125304....
125304	4945	" " 125303 with 125305 and two 662J, for 125300
125305	4929	Shuttle Race Cap, for 125304.....
125306	-----	Shuttle Race complete, Nos. 51261J 125299, 125300 and 125302....
125307	4961	Shuttle Indicator Plate 125374 with 125309, obsolete, superseded by 45308, not interchangeable.....
125308	4961	Stitch Indicator Plate Cover, obsolete, superseded by 45306, not interchangeable.....
*125309	-----	Stitch Regulating Thumb Screw Bushing, for 125307, obsolete, superseded by 45289, not interchangeable.....
125310	4929	Tension Indicator, for 125315.....

NUMERICAL LIST OF PARTS

No.	Plate	Name
125311	4929	Tension Indicator Flange, for 125315.....
125312	4929	Tension Releasing Disc, for 125315
125313	4929	" " Pin, for 125315.
125314	4929	" Spring, for 125315.....
125315	-----	Tension (graduated) complete for 125370, Nos. 51257W, 51608B, 125310 to 125314, 125316, 125318 and two 2102.....
125316	21448	Thread Take-up Spring, for 125315.
125317	21448	" " " Regulator, for 125368.....
125318	21448	Thread Take-up Spring Thread Guard for 125315.....
125319	21449	Throat Plate, for 125261.....
125320	4929	Shuttle Bobbin Case Latch Lever, for 125288.....
125322	4929	Shuttle Driver 125297 with 125298 and two 51229E.....
125324	21462	Bobbin Winder Bracket (belt cover) for 125327.....
125325	21461	Bobbin Winder Stop Latch, obsolete use 125376.....
125326	21465	Bobbin Winder Tripping Arm, for 125327.....
125327	-----	Bobbin Winder complete, for Balance Wheel No. 15282 or No. 32872, Nos. 190B, 15287, 51303B, 51319B, 66601, 66775, 125324, 125326, 125366 and 125376.....
125330	21447	Oscillating Shaft Crank Slide Block 15170 with 125060, for 125283 and 125284.....
125331	21446	Arm Oil Pad (felt) for oiling Arm Shaft Back Bearing.....
125333	21446	Arm Oil Pad Spring.....
125334	21446	" " " " Cap.....
125335	-----	Feed Forked Connection Slide Block 125047 with 1085E, for 125340.
125336	4934	Shuttle Race Slide, for 125338....
125337	21461	" " " Spring, for 125338.....
125338	-----	Shuttle Race Slide complete, Nos. 125336, 125337 and two 51282J.
125339	4934	Arm Side Cover.....
125340	-----	Feed Forked Connection 125282 with 125335.....
125341	-----	Feed Regulator 125268 with 125345, obsolete, superseded by 125380 not interchangeable.....

NUMERICAL LIST OF PARTS

No.	Plate	Name
125342	21459	Bobbin Winder Tension Bracket, for 125343, obsolete, superseded by 125395, not interchangeable
125343	-----	Bobbin Winder Tension Bracket complete, Nos. 208B, 9544, 10106, 125342 and 125375, obsolete, use 125396.....
125344	-----	Feed Lifting Rock Shaft Screw Center 304C with 1513J.....
125344	-----	Feed Rock Shaft Screw Center 304C with 1513J.....
125345	-----	Feed Reversing Lever 125269 with 1735J, for 125341, obsolete, superseded by 125381, not interchangeable.....
125347	21459	Feed Lifting Rock Shaft Crank with 157J, for 125362, obsolete, superseded by 125388, not interchangeable.....
125349	21446	Feed Bar Throw-out Lever Retaining Ring, for 125390.....
125361	21459	Feed Bar Throw-out Lever with 1813 obsolete, use 125386.....
125362	-----	Feed Lifting Rock Shaft Crank complete, for 125267 Nos. 51289J 125347 and 125361, obsolete, use 125389.....
125366	-----	Bobbin Winder Frame 66670 with 15288 and 125068, for 125327..
*125367	-----	Face Plate, for 125368.....
125368	4934	" " 125367 with 857B, 15410, 50292B, 125258, 125317 and 125369, for 125370.....
125369	21446	Face Plate Thread Guard with 125373, for 125368.....
125370	-----	Face Plate complete, Nos. 125315 and 125368.....
125373	21446	Face Plate Thread Guard Rivet, for 125369.....Per 100
125374	-----	Stitch Indicator Plate, for 125307 obsolete, superseded by 45307, not interchangeable.....
125375	21459	Bobbin Winder Tension Disc Spring, for 125343, obsolete.....
125376	21465	Bobbin Winder Stop Latch, for 125327.....
125377	4970	Needle Bar with 32519.....
125378	4970	" Clamp Gib and Thread Guard.
125380	-----	Feed Regular 125268 with 125381, obsolete, use 125398.....

NUMERICAL LIST OF PARTS

No.	Plate	Name
125381	-----	Feed Reversing Handle 45305 with 1550J, for 125398.....
*125382	21448	Thread Take-up Lever with 1822, for 125383.....
125383	-----	Thread Take-up Lever 125382 with 50527C.....
125386	21446	Feed Bar Throw-out Lever with 1813 for 125389.....
125387	21446	Feed Bar Throw-out Lever Spring, for 125389.....
125388	21447	Feed Lifting Rock Shaft Crank with 157J, for 125389.....
125389	-----	Feed Lifting Rock Shaft Crank complete for 125390, Nos. 51289J and 125386 to 125388.....
125390	-----	Feed Lifting Rock Shaft complete, Nos. 125383, 125349 and 125389
125395	21465	Bobbin Winder Tension Bracket, for 125396.....
125396	-----	Bobbin Winder Tension Bracket complete, Nos. 45845 to 45847, 125395 and 140138B.....
125397	21447	Feed Regulator, for 125398.....
125398	-----	" " 125397 with 125381.
125399	21447	" " Hinge Screw Friction Washer.....
125400	21447	Stitch Regulating Thumb Screw Friction Washer, for 45309....
136136	22520	Controller Holder with four wood screws 3/8 in. No. 4 R.H., for Bakelite Controllers, Nos. 194587 to 194589.....
140099R	21467	Controller Base Screw, for 194583 to 194585 and 194587 to 194589
140100R	21467	Controller Resistance Unit Bell Crank Spring Bracket Screw, for 194569 to 194571.....
140103R	21467	Controller Resistance Unit Screw, for 194569 to 194571.....
140105TM	21467	Knee Lever Connecting Link Hinge Screw, for 194431.....
140106J	21467	Knee Lever Extension Hinged Bracket Hinge Screw, for 194431....
140107TM	21467	Knee Lever Hinge Screw, for 194436
140112J	21463	Hemstitching and Picoting Attachment Feed Cam Lever Hinge Screw, for 121387.....
140138B	21465	Bobbin Winder Tension Screw, for 125396.....

NUMERICAL LIST OF PARTS

No.	Plate	Name
140157J	21468	Needle Threader Hook Screw.....
190058	21468	Motor Bracket Screw Retaining Washer (fibre) for 193287.....
190059	20180	Commutator complete.....
*190076	21466	Armature Shaft Bearing Sleeve, for 193226 and 193227.....
190083	21466	Brush Spring.....
190439	21469	Tube, filled with Singer Motor Lubricant, for 190613.....
190563	21466	Field Coil Retainer.....
190612	-----	Tube Carton (paper) for 190613....
190613	-----	" 190439 with 190612.....
190782	21466	Brush (carbon) for 32 to 145 volts
191097	21466	Armature Thrust Washer (commutator end) fibre.....
191098	21466	Armature Thrust Washer (pulley end) peerless paper.....
191417	21468	Motor Bracket Screw Washer, for 193287.....
191960	-----	Controller Lead Cord Terminal Clip Body, for 194575.....
191960	-----	Controller Lead Terminal Clip Body (controller end) for 194579...
191961	-----	Controller Lead Cord Terminal Clip Body Cap, for 194575.....
191961	-----	Controller Lead Terminal Clip Body Cap (controller end) for 194579.....
192140	21469	Controller Resistance Unit, for 95 to 145 volts, for 194570.....
192141	21469	Controller Resistance Unit, for 150 to 250 volts, for 194571..
192142	21467	Controller Lead Bushing (Electrical Trimmings) for Sets Nos. 40, 47, 50, 401 and 402.....
192143	21467	Controller Lead Bushing Retaining Spring (Electrical Trimmings) for Sets Nos. 40, 47, 50, 401 and 402.....
192211	21469	Controller Resistance Unit, for 32 to 55 volts, for 194569.....
192240	21466	Field Coil Tube (1/8 in.) paper ...
192243	21466	" " (3/16 in.) paper..
192641	21469	Motor Bracket, for 193287.....
192642	-----	Three-Pin Terminal Body (male half) for 193700.....
192644	-----	Three-Pin Terminal (female half) Housing (lower) for 194521 and 194533.....

NUMERICAL LIST OF PARTS

No.	Plate	Name
192691	21467	Three-Pin Terminal (female half) Insert Sleeve, for 194521 and 194533.....
192692	21467	Three-Pin Terminal (female half) Insert Clamp, for 194521 and 194533.....
192793	21468	Three-Pin Terminal Body (male half) Post, for 193700.....
192797	21469	Three-Pin Terminal Body (male half) complete, Nos. 193700 and three each 51582 and 701719...
192851	21470	Lead complete, from lamp socket to three-pin terminal, Nos. 194518 194532 and 194533.....
192918	21467	Controller Lead Tube Clamp (Electrical Trimmings) for Sets Nos. 40, 47, 50, 401 and 402..
192947	-----	Brush (carbon) for 150 to 250 volts.....
192954	-----	Controller Lead Terminal Clip Body (terminal end) for 194579.....
192954	-----	Field Coil Lead Terminal Clip Body
192954	-----	Singerlight Lead Terminal Clip Body, for 193289.....
192955	-----	Controller Lead Terminal Clip Body Cap (terminal end) for 194579.....
192955	-----	Field Coil Lead Terminal Clip Body Cap.....
192955	-----	Singerlight Lead Terminal Clip Body Cap, for 193289.....
192985	22521	Controller Resistance Unit Adjusting Nut (insulating) with 194630, for 194569 to 194571..
193066	4950	Belt (moulded) for Spoked Balance Wheel No. 15282.....
193077	4951	Belt (moulded) for Disc Balance Wheel No. 32672.....
*193225	21466	Armature Shaft.....
*193226	20160	End Cover (commutator end) with 190076 and two 193232, for 194295.....
*193227	20160	End Cover (pulley end) with 190076 193233 and 193234, for 194295.
193228	21466	Brush Tube.....
193229	21466	" Cap.....
193230	21466	Armature Shaft Bearing Sleeve Cap (commutator end).....
193231	21465	Pulley (moulded) with 51207C.....
*193232	21466	End Cover (commutator end) Insert, for 193226.....

NUMERICAL LIST OF PARTS

No.	Plate	Name
*193233	21466	End Cover (pulley end) Insert (upper) for 193227.....
*193234	21466	End Cover (pulley end) Insert (lower) for 193227.....
193236	21466	Fan.....
193238	21466	Brush Tube Terminal.....
193239	20160	Field Core Shield, for 193285 and 193286.....
*193251	21456	Singerlight Lamp Contact Plunger Bushing, for 194596.....
*193252	21456	Singerlight Lamp Contact Plunger Spring, for 194594.....
*193253	21456	Singerlight Lamp Contact Plunger, for 194594.....
*193254	21456	Singerlight Lamp Contact Lead Terminal, for 194594.....
*193255	21456	Singerlight Toggle Switch Spring Contact Lead Terminal Stud, for 194596.....
*193256	21456	Singerlight Toggle Switch Spring Contact Lead Terminal, for 194594.....
*193257	21456	Singerlight Toggle Switch Spring Contact (right) for 194594....
*193258	21456	Singerlight Toggle Switch Spring Contact (left) for 194594.....
*193259	21456	Singerlight Toggle Switch Contact, for 194597.....
*193262	21456	Singerlight Toggle Switch Toggle Lever Spring, for 194597.....
*193265	21456	Singerlight Toggle Switch Operating Lever Hinge Pin, for 194597
*193267	21456	Singerlight Shade Position Pin, for 194594.....
193272	21457	Singerlight Shade, for 193421.....
193285	-----	Field Core Shield 193239 with 899380 and two 700792, for B.R. 7 Motor.....
193286	-----	Field Core Shield 193239 with 899381 and two 700792, for all B.R. Motors, except B.R. 7 Motor.....
193287	-----	Motor Bracket complete, Nos. 50632R 51208B, 190056, 191417, 192641 and 701513.....
*193288	-----	Singerlight Lead, for 193289.....
193289	21457	Singerlight Lead complete for 193294, Nos. 193288, 194525, 194526 and two each 192954 and 192955.....

NUMERICAL LIST OF PARTS

No.	Plate	Name
*193294	-----	Singerlight (moulded less lamp) complete, for 15-90 Machine, Nos. 691A, 97359, 193289, 193421, 193437, 193941, 194592, 701909 and two 193509.....
193318	20160	Armature complete, for B.R. 6 and B.R. 7 Motors.....
*193387	21456	Singerlight Toggle Switch Toggle Lever, for 194597.....
193401	21457	Singerlight Shade Reflector, for 193421.....
193421	-----	Singerlight Shade 193272 with 193401, for 193294 and 193518.
193437	21456	Singerlight Shade Friction Washer, for 193294 and 193518.....
193438	20160	Field Core complete.....
*193439	-----	Singerlight Lead Cord (8 ft. long) for 194022.....
193440	-----	Field Coil complete, for B.R. 3 Motor, Nos. 193441 and 193442.
*193441	-----	Field Coil (right) for 193440.....
*193442	-----	" " (left) for 193440.....
193443	-----	Field Coil complete, for B.R. 5 Motor, Nos. 193444 and 193445.
*193444	-----	Field Coil (right) for 193443.....
*193445	-----	" " (left) for 193443.....
193446	-----	Field Coil complete, for B.R. 6 Motor, Nos. 193447 and 193448.
*193447	-----	Field Coil (right) for 193446.....
*193448	-----	" " (left) for 193446.....
193449	-----	Field Coil complete, for B.R. 7 Motor, Nos. 193450 and 193451.
*193450	20172	Field Coil (right) for 193449.....
*193451	20172	" " (left) for 193449.....
193452	-----	Field Coil complete, for B.R. 8 Motor, Nos. 193453 and 193454.
*193453	-----	Field Coil (right) for 193452.....
*193454	-----	" " (left) for 193452.....
193455	-----	Field Coil complete, for B.R. 9 Motor, Nos. 193456 and 193457.
*193456	-----	Field Coil (right) for 193455.....
*193457	-----	" " (left) for 193455.....
193458	-----	Field Coil complete, for B.R. 10 and B.R. 11 Motors, Nos. 193459 and 193460.....
*193459	-----	Field Coil (right) for 193458.....
*193460	-----	" " (left) for 193458.....
193461	-----	Field Coil complete, for B.R. 12 Motor, Nos. 193462 and 193463.

NUMERICAL LIST OF PARTS

No.	Plate	Name
*193462	-----	Field Coil (right) for 193461.....
*193463	-----	" " (left) for 193461.....
193464	-----	Field Coil complete, for B.R. 15 Motor, Nos. 193465 and 193466.
*193465	-----	Field Coil (right) for 193464.....
*193466	-----	" " (left) for 193464.....
193467	-----	Field Coil complete, for B.R. 87 Motor, Nos. 193468 and 193469.
*193468	-----	Field Coil (right) for 193467.....
*193469	-----	" " (left) for 193467.....
193470	-----	Field Coil complete, for B.R. 90 Motor, Nos. 193471 and 193472.
*193471	-----	Field Coil (right) for 193470.....
*193472	-----	" " (left) for 193470.....
193473	-----	Field Coil complete, for B.R. 92 Motor, Nos. 193474 and 193475.
*193474	-----	Field Coil (right) for 193473.....
*193475	-----	" " (left) for 193473.....
193476	-----	Armature complete, for B.R. 3 Motor
193477	-----	" " " B.R. 5 Motor
193478	-----	" " " B.R. 8 Motor
193479	-----	" " " B.R. 9 Motor
193480	-----	" " " B.R. 10 and B.R. 92 Motors.....
193481	-----	Armature complete, for B.R. 11 and B.R. 12 Motors.....
193482	-----	Armature complete, for B.R. 15 Motor
193483	-----	" " " B.R. 87 Motor
193484	-----	" " " B.R. 90 Motor
*193495	-----	Singerlight Bracket, for 193941...
193509	21456	" Nipple Washer (felt) for 193294 and 193518.....
193512	21456	Singerlight Nipple Insulating Collar, for 194305.....
193518	-----	Singerlight (moulded less lamp) complete, for Nos. 15-88 and 15-89 Machines, Nos. 691A, 97359, 193421, 193437, 193941, 194022, 194592, 701909 and two 193509..
*193700	-----	Three-Pin Terminal Body (male half) 192642 with three 192793, for 192797.....
*193765	21456	Singerlight Toggle Switch Toggle Lever Spring Washer, for 194597
193829	21456	Singerlight Lead Strain Relief Disc, for 194592.....
193936	21456	Singerlight Nipple Cap 193937 with 50564J, for 194592.....
*193937	-----	Singerlight Nipple Cap with 193938 for 193936.....

NUMERICAL LIST OF PARTS

No.	Plate	Name
*193938	-----	Singerlight Nipple Cap Insert, for 193937.....
193940	21456	Singerlight Nipple, for 194305....
193941	21456	Singerlight Bracket 193495 with 193942, for 193294 and 193518.
*193942	21456	Singerlight Steady Pin, for 193941
193989	21487	Controller Resistance Unit Adjusting Nut Position Pin, for 194417.....
194022	-----	Singerlight Lead Cord 193439 with 194518, for 193518.....
194120	21457	Singerlight Lamp.....
194295	-----	End Covers complete, Nos. 193226, 193227 and two each 194326, 194490 and 194494.....
*194304	21457	Singerlight Toggle Switch Shell, for 194305.....
*194305	-----	Singerlight Toggle Switch Shell 194304 with 51602R, 193512 and 193940, for 194593.....
194321	22521	Controller Foot Pedal, for 194583 to 194585 and 194587 to 194589
194326	21486	Armature Shaft Grease Cup Wick Spring, for 194295.....
194401	-----	Controller Resistance Unit Yoke, for 194417.....
194402	22521	Controller Resistance Unit Bell Crank Spring Bracket, for 194418.....
194403	22521	Controller Resistance Unit Bell Crank, for 194418.....
194404	22521	Controller Resistance Unit Bell Crank Spring, for 194569 to 194571.....
194405	21487	Controller Resistance Unit Bell Crank Spring Position Pin, for 194418.....
194407	22521	Controller Base Cushion (rubber) for 194583 to 194585 and 194587 to 194589.....
194416	-----	Controller Resistance Unit Bell Crank 194403 with 194405, for 194418.....
194417	22521	Controller Resistance Unit Yoke 194401 with 193989, for 194418
194418	-----	Controller Resistance Unit Bell Crank Spring Bracket 194402 with 194416, 194417 and two each 1607J and 51340C, for 194569 to 194571.....

NUMERICAL LIST OF PARTS

No.	Plate	Name
*194419	-----	Controller Base Insert (small hole) for 194572.....
194430	-----	Knee Lever with Controller Operating Unit complete, Nos. 5480, 51224TM, 194431, 194436 and four wood screws, 5/8 in. No. 6 R.H.....
194431	-----	Knee Lever Extension Hinged Bracket Frame 194551 with 1550TM, 1708J, 140105TM, 140106J, 194434, 194549 and 194550, for 194430..
194434	21487	Knee Lever Extension Hinged Bracket Spring, for 194431.....
194436	-----	Knee Lever 194437 with 1611TM, 140107TM, 194438, 194470 and 194545, for 194430.....
194437	22520	Knee Lever, for 194436.....
194438	22520	" " Extension, for 194436..
194470	21487	" " Hinge Screw Washer, for 194436.....
194490	21486	Armature Shaft Grease Cap Wick (felt) for 194295.....
194494	21486	Armature Shaft Grease Cup Body, for 194295.....
194514	21487	Controller Resistance Unit Bell Crank Spring Bracket Screw Insulating Disc, for 194569 to 194571.....
*194517	21470	Controller Lead Cord, 8 ft. long, for 194522.....
194518	21470	Controller Lead Cord Plug (rubber) for 194522.....
194518	21470	Lead Cord Plug (rubber) for 192851
194518	21470	Singerlight Lead Cord Plug (rubber) for 194022.....
*194519	-----	Three-Pin Terminal (female half) Housing (upper) for 194533...
*194520	-----	Three-Pin Terminal (female half) Housing (upper) for 194521....
194521	21470	Three-Pin Terminal (female half) complete for 194574, Nos. 192844 194520, 194525, two each 1768R, 51093R and three each 192891 and 192892.....
194522	-----	Controller Lead Cord 194517 with 194518, for 194574.....
*194525	-----	Controller Lead Cord Identification Tube (red) for 194521....
*194525	-----	Singerlight Lead Identification Tube (red) for 193289.....

NUMERICAL LIST OF PARTS

No.	Plate	Name
*194526	-----	Controller Lead Identification Tube (yellow) for 194579.....
*194526	-----	Singerlight Lead Identification Tube (yellow) for 193289.....
*194532	21470	Lead Cord, for 192851.....
*194533	21470	Three-Pin Terminal (female half) complete for 192851, Nos. 192644, 194519, two each 1768R, 51093R and three each 192891 and 192892.....
194545	21467	Knee Lever Hinge Screw Friction Washer, for 194436.....
194546	21469	Controller Lead Tube, 4 in. long (Electrical Trimmings) for Sets Nos. 40, 47, 50, 401 and 402.....
194549	22521	Knee Lever Connecting Link, for 194431.....
194550	22520	Knee Lever Extension Hinged Bracket, for 194431.....
194551	22520	Knee Lever Extension Hinged Bracket Frame, for 194431.....
194569	-----	Controller Base 194572 with 192211, 192985, 194418 and two each 23258, 140100R, 140103R, 194404, 194514 and 931090, for 194583 and 194587.....
194570	-----	Controller Base 194572 with 192140, 192985, 194418 and two each 23258, 140100R, 140103R, 194404, 194514 and 931090, for 194584 and 194588.....
194571	-----	Controller Base 194572 with 192141, 192985, 194418 and two each 23258, 140100R, 140103R, 194404, 194514 and 931090, for 194585 and 194589.....
194572	21470	Controller Base with two 194419, for 194569 to 194571.....
194573	21470	Controller Cover, for 194583 to 194585 and 194587 to 194589...
194574	21470	Controller Lead Cord complete, from lamp socket to three-pin terminal and controller, for 194583 to 194585, Nos. 194521, 194522 and 194575.....

NUMERICAL LIST OF PARTS

No.	Plate	Name
*194575	-----	Controller Lead Cord, 3 ft. 10 in. long, complete, from three-pin terminal to controller, for 194574, Nos. 194576, 194577, 194604 and two each 191960 and 191961.....
*194576	-----	Controller Lead Cord, 3 ft. 10 in. long, for 194575.....
*194577	-----	Controller Lead Cord Insulating Sleeve, 2 11/16 in. long, for 194575.....
*194577	-----	Controller Lead Insulating Sleeve, 2 11/16 in. long, for 194579..
194579	21470	Controller Lead complete for 194587 to 194589, Nos. 194526, 194577, 194580, 194604 and two each 191960, 191961, 192954 and 192955.....
*194580	-----	Controller Lead, for 194579.....
194583	-----	Controller (bakelite) complete, for 32 to 55 volts, A.C. or D.C. Motors, Nos. 194321, 194569, 194573, 194574, 899287, two 964317 and four each 140099R and 194407..
194584	-----	Controller (bakelite) complete, for 95 to 145 volts, A.C. or D.C. Motors, Nos. 194321, 194570, 194573, 194574, 899815, two 964317 and four each 140099R and 194407.....
194585	-----	Controller (bakelite) complete, for 150 to 250 volts, A.C. or D.C. Motors, Nos. 194321, 194571, 194573, 194574, 899287, two 964317 and four each 140099R, and 194407.....
194587	-----	Controller (bakelite) complete, convertible for Foot or Knee Control, for Sets Nos. 40, 47, 50, 401 and 402, for 32 to 55 volts, A.C. or D.C. Motors, Nos. 194321, 194569, 194573, 194579, 899287, two 964317 and four each 140099R and 194407..
194588	-----	Controller (bakelite) complete, convertible, for Foot or Knee Control, for Sets Nos. 40, 47, 50, 401 and 402, for 95 to 145 volts, A.C. or D.C. Motors, Nos. 194321, 194570, 194573, 194579, 899815, two 964317 and four each 140099R and 194407.....

NUMERICAL LIST OF PARTS

No.	Plate	Name
194589	-----	Controller (bakelite) complete, convertible, for Foot or Knee Control, for Sets Nos. 40, 47, 50, 401 and 402, for 150 to 250 volts, A.C. or D.C. Motors, Nos. 194321, 194571, 194573, 194579, 899287, two 964317 and four each 140099R and 194407.....
194592	21457	Singerlight Socket and Switch complete for 193294 and 193518, Nos. 193829, 193936, 194593, two 50566 and three 51385R....
*194593	-----	Singerlight Socket Body 194594 with 194305, for 194592.....
*194594	-----	Singerlight Socket Body 194596 with 51226R, 193254, 193256 to 193258, 194597 and two each 51203, 193252, 193253 and 193267 for 194593.....
*194596	-----	Singerlight Socket Body with 193255 and two 193251, for 194594.....
*194597	-----	Singerlight Toggle Switch complete for 194594, Nos. 193259, 193262, 193265, 193387, 193765, 194598 and 194599.....
*194598	-----	Singerlight Toggle Switch Frame, for 194597.....
*194599	-----	Singerlight Toggle Switch Operating Lever, for 194597.....
*194604	-----	Controller Lead Cord Insulating Sleeve, 3 3/16 in. long, for 194575.....
*194604	-----	Controller Lead Insulating Sleeve, 3 3/16 in. long, for 194579....
*194630	-----	Controller Resistance Unit Adjusting Nut Insert (brass) for 192985.....
700792	21468	Name Plate Rivet, for 193285 and 193286.....
701400	21466	Armature Thrust Washer (pulley end) fibre.....
701513	21468	Motor Screw Retaining Washer (fibre) for 193287.....
701719	21468	Three-Pin Terminal Body (male half) Post Washer, for 192797.....
701909	21456	Singerlight Nipple Nut Insulating Washer (fibre) for 193294 and 193518.....

NUMERICAL LIST OF PARTS

No.	Plate	Name
*899287	-----	Name Plate, for 194583, 194585, 194587 and 194589.....
*899380	-----	Name Plate, for B.R. 7 Motor, for 193285.....
*899381	-----	Name Plate, for all B.R. Motors, except B.R. 7 Motor, for 193286
*899815	-----	Name Plate, for 194584.....
*899816	-----	" " " 194588.....
931090	21467	Controller Resistance Unit Screw Washer (asbestos) for 194569 to 194571.....
964317	21467	Name Plate Drive Screw, for 194583 to 194585 and 194587 to 194589

SINGER Needles should be used
in **SINGER** Machines
These Needles and their Containers
are marked with the
Company's Trade Mark "**SIMANCO**."**¹

Needles in Containers marked
"**FOR SINGER MACHINES**"
are **NOT SINGER** made needles. ²

SINGER Needles should be used
in **SINGER** Machines
These Needles and their Containers
are marked with the
Company's Trade Mark "SIMANCO."¹

Needles in Containers marked
"FOR SINGER MACHINES"
are **NOT SINGER** made needles. ²




PLATE 1950—FULL SIZE

PLATE 2938—FULL SIZE


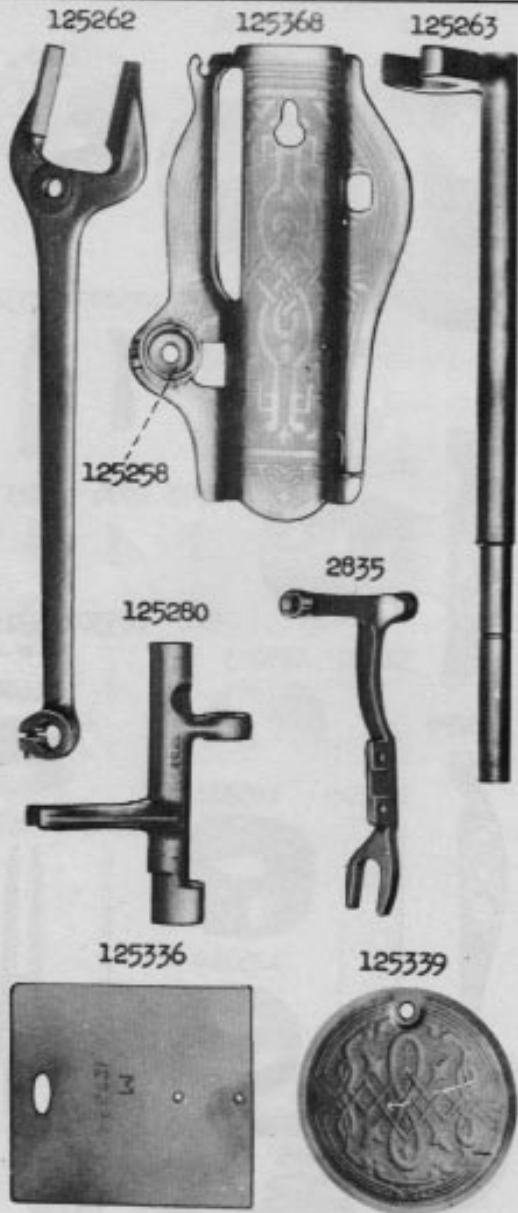


PLATE 4929 - FULL SIZE



PLATE 4934 - ONE-HALF SIZE



35497



35499



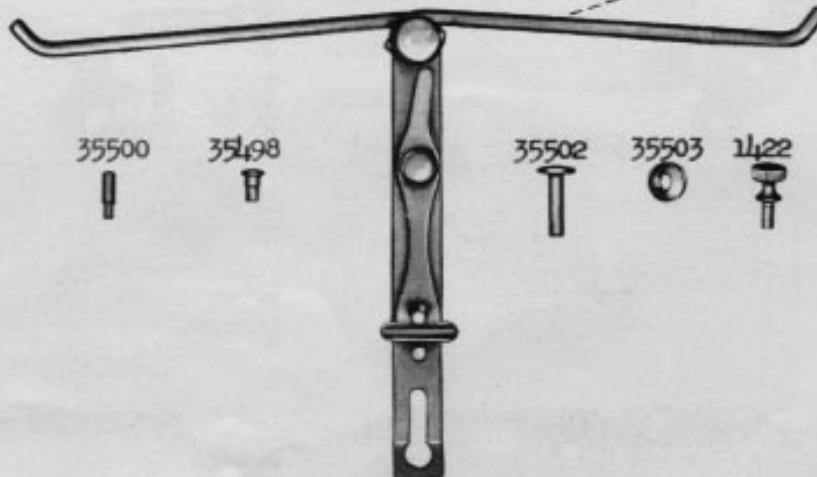
35500



35498



35504



35501

35502



35503



1422



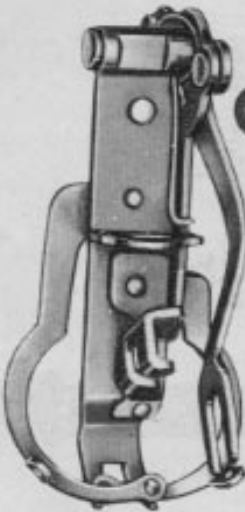
PLATE 4936 - FULL SIZE

PLATE 4937 - FULL SIZE

35483



35496



35485



35486



35487



35492



35493



35491



35494



12152



50139



35490



35489



35495



35488



35484

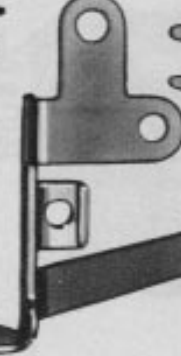


PLATE 4938 - FULL SIZE

26784



26524



120876



26523



26535



26529



26532



26533



26527



468



26528



26531



9899



120877



26785



26537



26525



22232



26534



240




26530



PLATE 4942 - FULL SIZE

120598



36583




PLATE 4945 - FULL SIZE

125299



125302



125290



125304



PLATE 4950—ONE-HALF SIZE

15282



193066



PLATE 4951—ONE-HALF SIZE

32672



193077



PLATE 4952—ONE-HALF SIZE




PLATE 4957 - ONE-HALF SIZE




PLATE 4958 - FULL SIZE

120824



35984



25510



289



25525



PLATE 4961 - FULL SIZE

125308



125307




PLATE 4970 - FULL SIZE

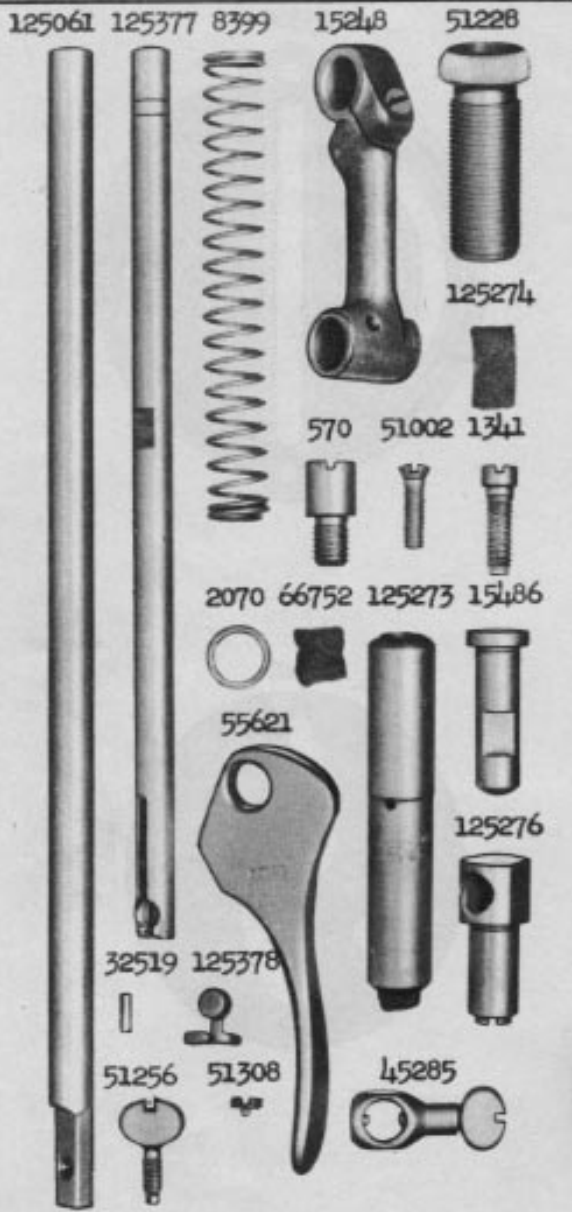


PLATE 4976 - FULL SIZE



PLATE 20160—ONE-HALF SIZE




PLATE 20172—ONE-HALF SIZE

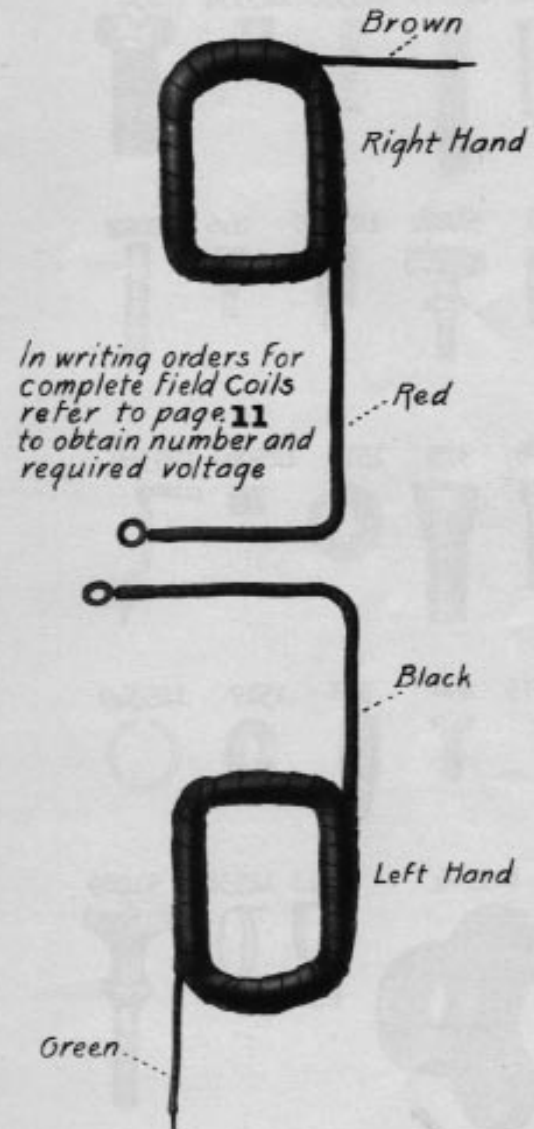


PLATE 21446 - FULL SIZE

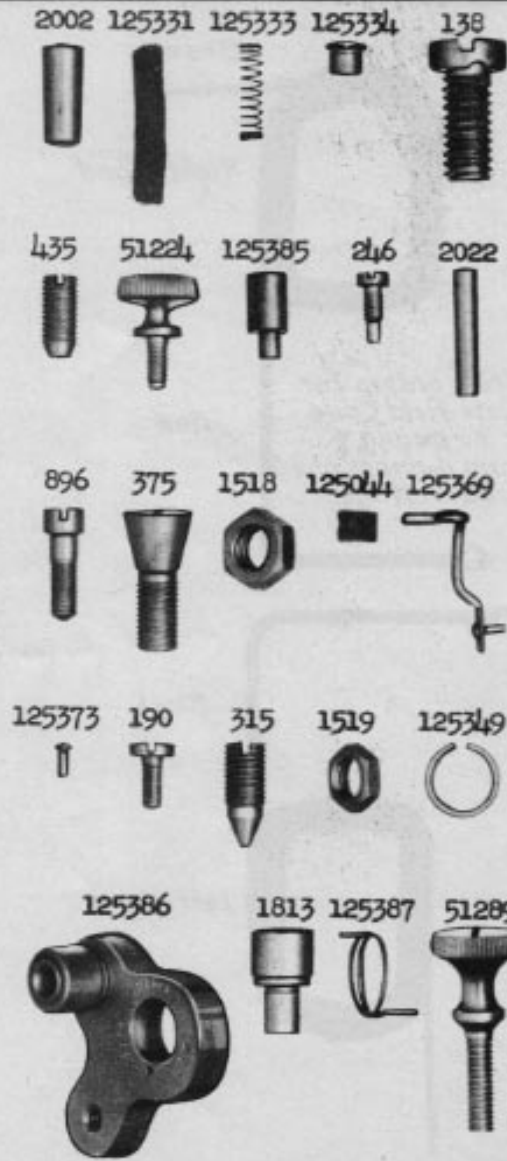


PLATE 21447 - FULL SIZE



PLATE 21448 - FULL SIZE

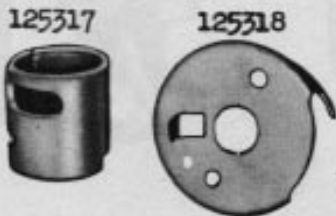
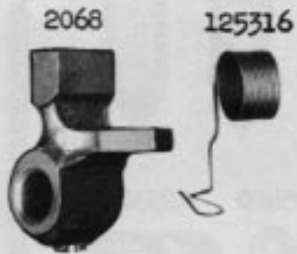
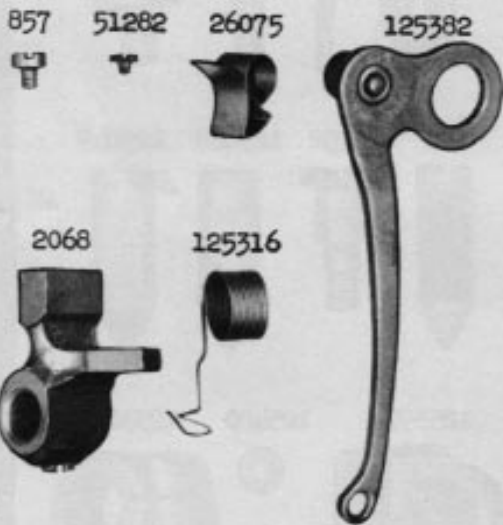

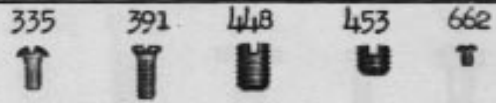


PLATE 21449 - FULL SIZE


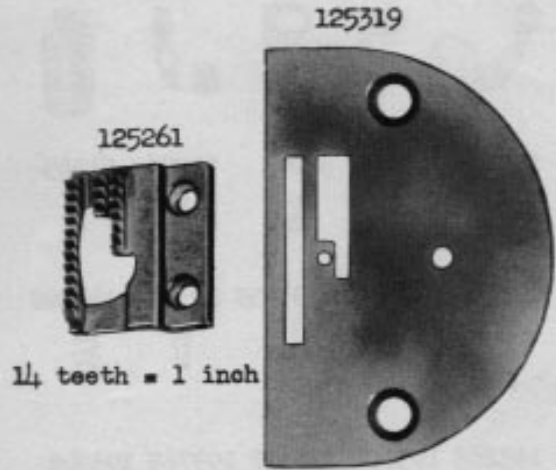


PLATE 21456 - FULL SIZE

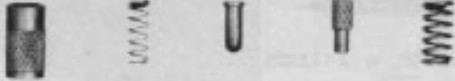
193254 193256 193257 193258 193259



50564 50566 51203 51226 51385



193251 193252 193253 193255 193262



193265 193267 193387 193765 193942



51602 97359 193509 701909



193512 193940 193437



193941



193829



193936



PLATE 21457 - ONE-HALF SIZE

193272



193289



193401



194592



194304



194120



PLATE 21459 - FULL SIZE

714 1735 38391 66565 125269



15491



125361



8217



9544



10106



125375



125342



125347




125268



PLATE 21460 - FULL SIZE

80011 2007 256 8879




125045



15313



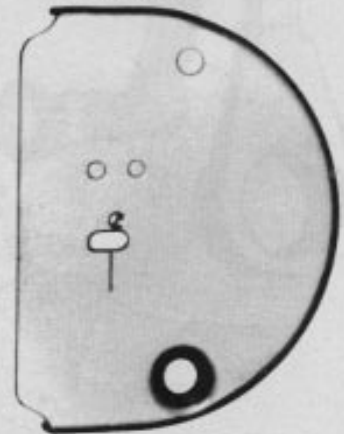
125284



2020



121388



248



462



PLATE 21461 - FULL SIZE




PLATE 21462 - ONE-HALF SIZE

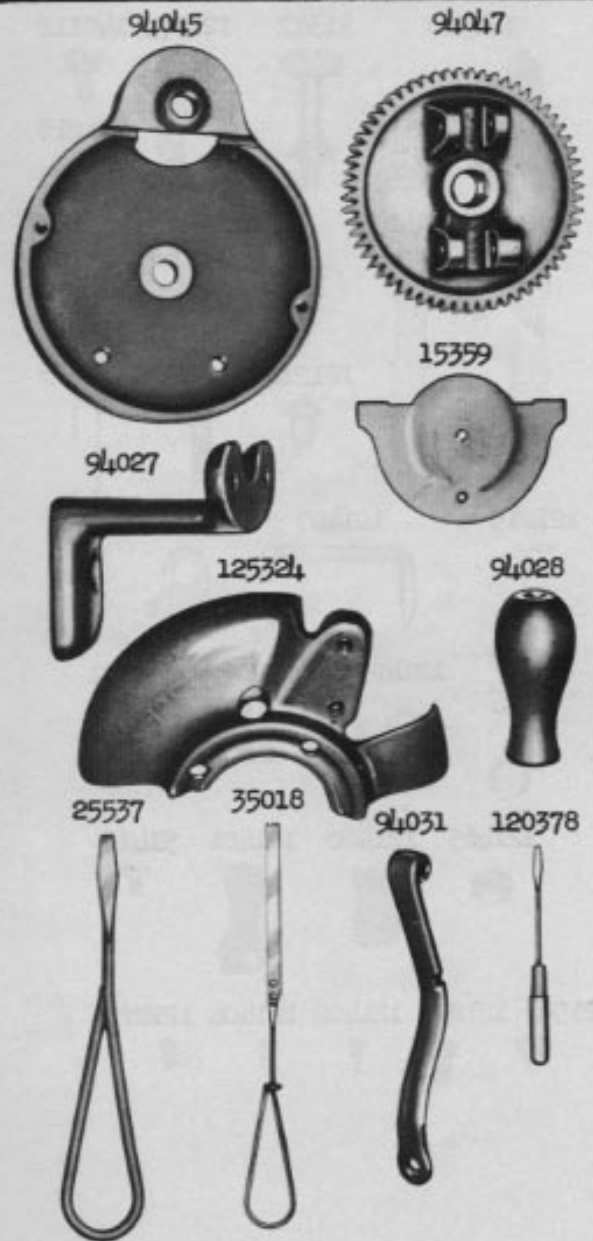


PLATE 21463 - FULL SIZE

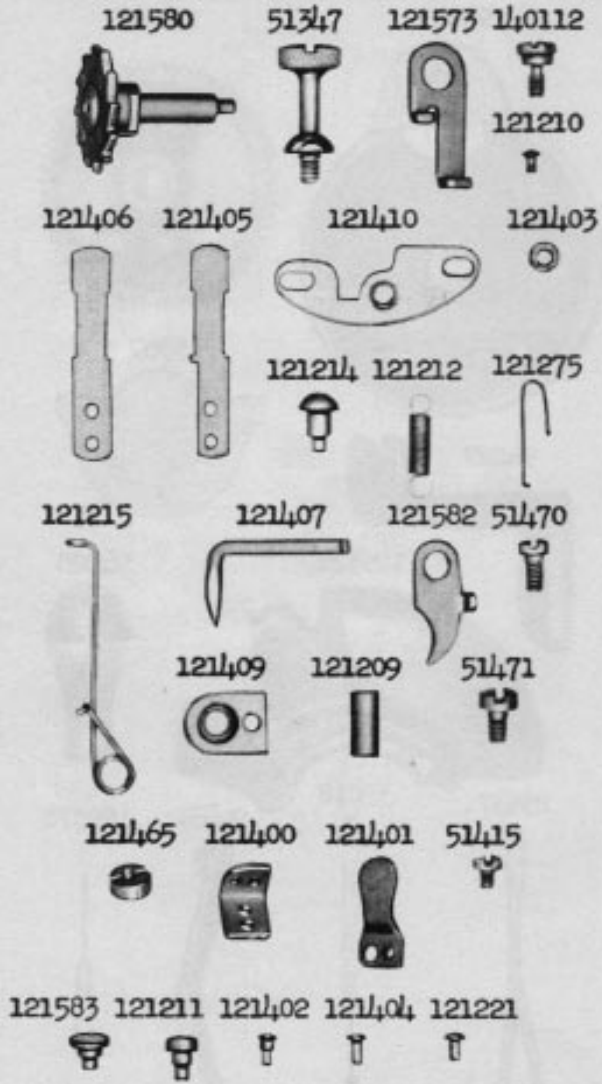


PLATE 21464 - FULL SIZE

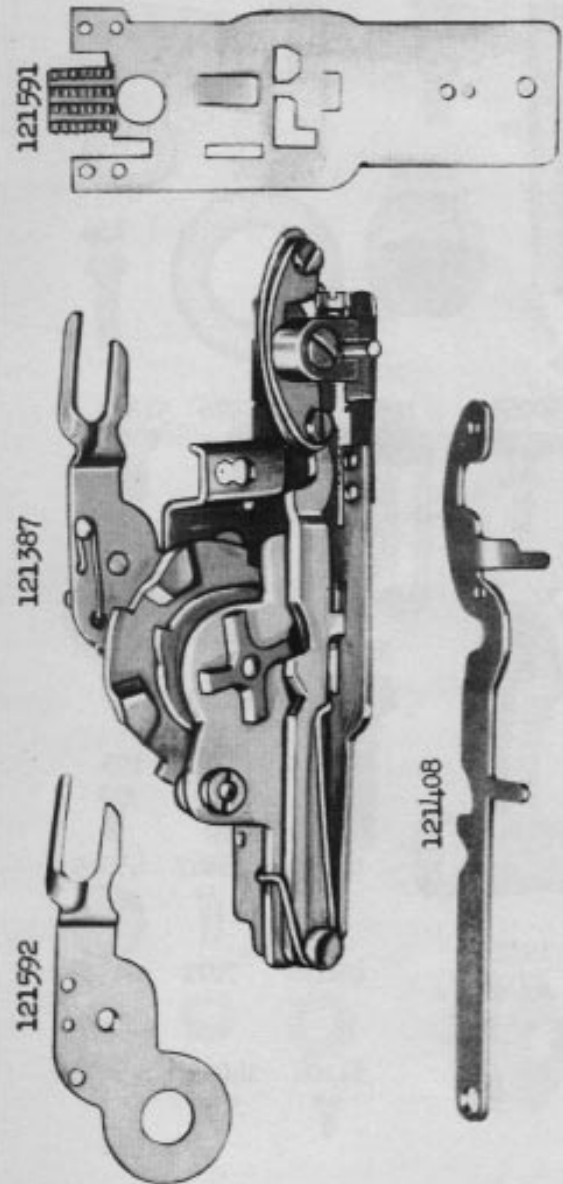


PLATE 21465 - FULL SIZE



PLATE 21466 - FULL SIZE




PLATE 21467 - FULL SIZE

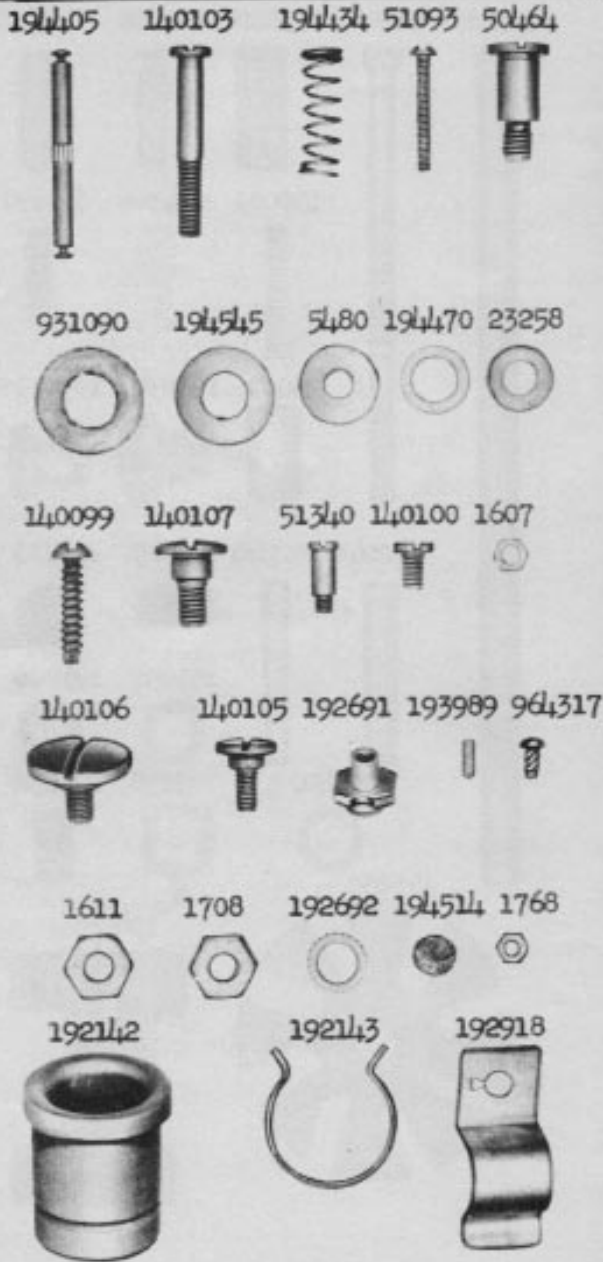


PLATE 21468 - FULL SIZE

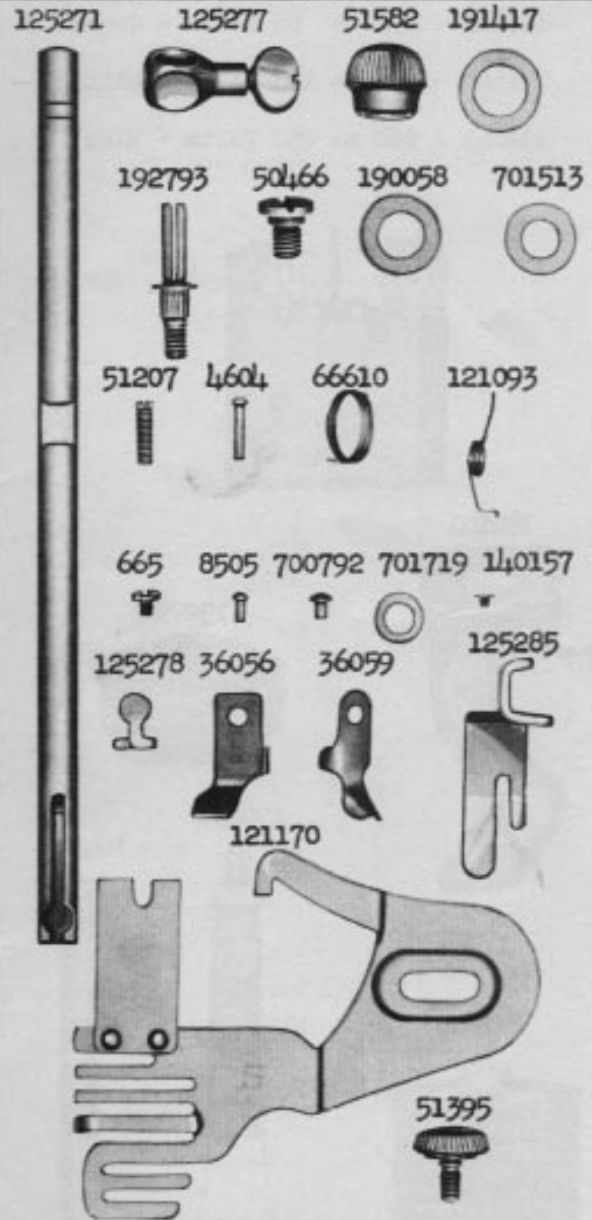



PLATE 21469 - ONE-HALF SIZE

- 192211 - 32 to 55 Volts - Green
- 192140 - 95 to 145 Volts - White
- 192141 - 150 to 250 Volts - Blue



192641



192797



190439



194546




120862



PLATE 21470 - ONE-FOURTH SIZE


192851



194574



194577



194532

194517

194533



194518



194518

194521

194572



PLATE 22520 - ONE-HALF SIZE



194437



PLATE 22521 - FULL SIZE





PLATE 22526 - FULL SIZE


121094



121464



26538



121541



121424

120687




PLATE 22527 - FULL SIZE

120855




25893



120962



120914



36865



39931

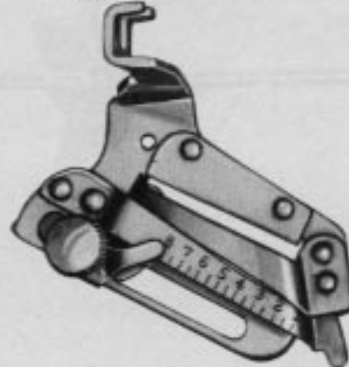


PLATE 22528 - FULL SIZE

15429 25978 36055 36058



36067



125035



121441



35932


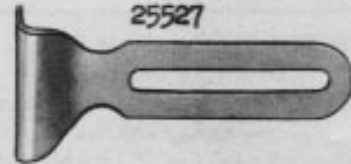


PLATE 22529 - FULL SIZE

25637



25527



121547

