

**SINGER**  
**52W100**

FORM 1706w  
JUNE, 1920

# LIST OF PARTS



**MACHINE No. 52w100**

---

**THE SINGER MANUFACTURING COMPANY**

# INDEX

---

COPYRIGHT, U. S. A.  
1913, 1915, 1918, 1919 AND 1920  
BY  
THE SINGER MANUFACTURING COMPANY  
ALL RIGHTS RESERVED FOR ALL COUNTRIES

	PAGE
ACCESSORIES .....	18
BOBBIN WINDER .....	18
FEED DOGS .....	20
FOOT LIFTER .....	19
MACHINE No. 52w100 .....	7
NUMERICAL LIST OF PARTS .....	27
OBSOLETE PARTS .....	25
PRESSER FEET .....	21
THREAD UNWINDER .....	19
THROAT PLATES .....	23

## Instructions for Ordering

In ordering from this list, use **ONLY** the **PART** number in the **FIRST** column.

The number stamped on a Sewing Machine Part is the number of the Single Part only, except when the part includes Set Screws, Clamping Screws, Studs and Rollers Spun on, Small Wires riveted, or Parts soldered together, etc., which it is necessary to furnish in combination.

Every combination of parts sent out has its specific number which, although not stamped on Parts (except in above cases) must be used when ordering the combination.

Each number always indicates the **SAME PART** in whatever list it appears, or for whatever Machine.

The letters after some of the numbers indicate the style of finish only, as follows:

- A. Hardened, Polished and Plated.
- B. Polished and Plated.
- C. Hardened only.
- D. Polished only.
- E. Soft, not polished.
- F. Hardened and Polished.
- H. Blued.

These letters **MUST BE USED** when they appear in the list and **AFTER** the number, as in the list.

In this series

200001 to 201500 are Screw Numbers.

201501 to 201800 are Nut Numbers.

201801 to 202000 are Roller Numbers.

202001 and upward are numbers of Machine Parts.

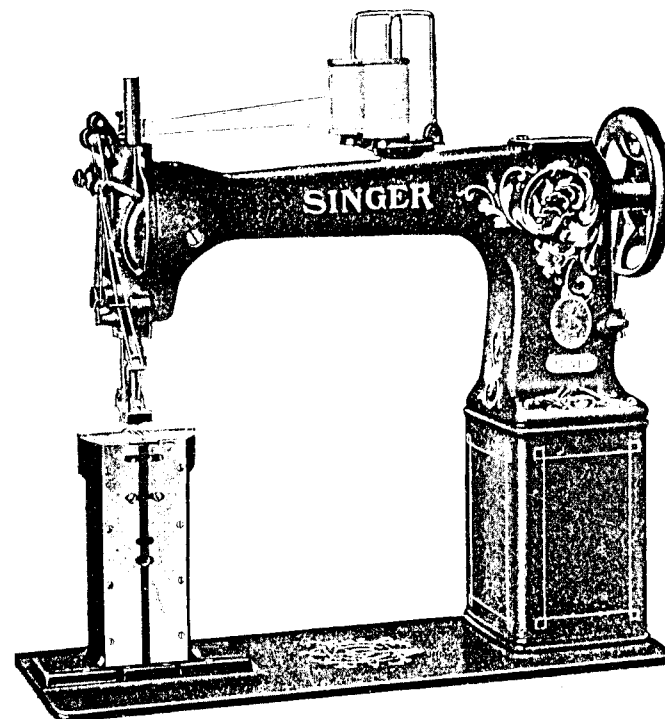
The figures in the second column refer only to the plate in which the illustration of the part is shown and are **NOT TO BE USED** in ordering.

Two or more numbers over a cut indicate that the difference between such parts is not visible in an illustration.

Parts marked with an asterisk (\*) are furnished only when repairs are made at the factory.

## LIST OF PARTS COMPLETE

FOR



### MACHINE No. 52w100

DROP FEED. ALTERNATING PRESSERS

For Air Craft and Other Heavy Fabrics.

In gauges from  $\frac{1}{8}$  to 1 inch.

No.	Plate	Name
*234250	-----	Arm with 200439c, 202036 and 204705
*213434	-----	" Base .....
200010E	11763	" " Screw (3) .....
202005	12374	" " " Washer (3) .....
204163	12344	" Cap .....
200278H	12311	" " Screw .....
202248	13302	" " " Washer .....
200963E	12311	" Screw (3) .....

No.	Plate	Name
202005	12374	Arm Screw Washer (3) .....
213010	13334	" Shaft .....
204705	13336	" " Bushing (front) .....
200439c	12311	" " " Position Screw ..
213432	13334	" " Connection with four 200054E (2) .....
200054E	13335	Arm Shaft Connection Screw .....
202299	—	" " Oil Packing (wick) (2)
204805	13334	Balance Wheel, 5½ in. diam. (belt groove 2¾ in. diam.), with 200328c and 200335c .....
200062H	12311	Balance Wheel Adjusting Screw ..
200328c	12311	" " Position Screw ....
200335c	12311	" " Set Screw .....
*234240	—	Bed with 203248, 203249, two each 200362c, 200516E, 200840E and 202299 .....
202258	12345	Bed Hinge Connection (2) .....
200570E	12311	" " " Screw .....
203470	13302	Bobbin .....
*203498	—	" Case .....
203648	13302	" " Latch .....
*202056	—	" " " Pin .....
203473	13302	" " " Plunger .....
203474	13302	" " " Spring .....
234079	13302	" " Lever .....
234065	13302	" " " Driving Block ...
200076D	13302	" " " " Screw
201272c	13335	" " " Hinge Screw .....
203214	13302	" " Tension Spring .....
200984c	13302	" " " " Regulat- ing Screw .....
200594c	13302	Bobbin Case Tension Spring Screw
203216	—	" " Washer (cloth) .....
203500	13335	Bobbin Case complete, Nos. 200594c, 200984c, 202056, 203214, 203216, 203473, 203474, 203498 and 203648
213746	—	Face Plate with 200366H, 202087, 204730, two each 200368H, 202090, 204281 and three 200397H .....
200053c	12311	Face Plate Screw .....
204730	13335	" " Thread Guide .....
200397H	12349	" " " " Set Screw
213747	13334	Face Plate complete, Nos. 200577H, 202088, 203766, 204280, 213746, two each 200309E, 204059 and 204272
213426	11762	Feed Bar .....
213425	—	" " 213426 with 200214E, 201525E and 221508 .....

No.	Plate	Name
200214E	13335	Feed Bar Hinge Screw .....
201525E	13335	" " " " Nut .....
212782	13341	" Dog, for 234150 and 234153 ..
221537	13341	" " " 234105 and 234119 ..
234130	—	" " " 234111 and 234152 ..
212731	13319	" " " 234113 .....
212734	13319	" " " 234151 and 234154 ..
212737	13319	" " " 234115 .....
212740	13341	" " " 234121 and 234155 ..
203609	11762	" " Lever with 200098E .....
200263F	11763	" " " Hinge Screw .....
201528D	11763	" " " " " Nut ...
234242	13334	" " " Post .....
234243	—	" " " " 234242 with 200265E, 201525E, 203609, 203610, 203624 and two 200098E .....
200024c	11763	Feed Dog Lever Post Screw (4) ..
203637	11269	" " " " " Washer (4) .....
203624	11259	Feed Dog Lever Retainer Washer
200098E	13335	" " " " " " Screw .....
203610	11763	Feed Dog Lever Slide Block .....
200265E	11763	" " " " " Hinge Screw .....
201525E	13335	Feed Dog Lever Slide Block Hinge Screw Nut .....
200098E	13335	Feed Dog Screw .....
213428	11763	" Driving Cam with 200382c and 200437c .....
213429	11762	Feed Driving Cam Fork Lever with 204195 and 204293 .....
213427	11762	Feed Driving Cam Fork Lever Con- nection with 200668c and 201525E
204194	11763	Feed Driving Cam Fork Lever Con- nection Clamp with 200031E ....
200031E	12311	Feed Driving Cam Fork Lever Con- nection Clamp Pinch Screw .....
200668c	13335	Feed Driving Cam Fork Lever Con- nection Clamp Screw Stud .....
201525E	13335	Feed Driving Cam Fork Lever Con- nection Clamp Screw Stud Nut ..
200002E	13335	Feed Driving Cam Fork Lever Con- nection Hinge Screw .....
201522E	13335	Feed Driving Cam Fork Lever Con- nection Hinge Screw Nut .....
*204195	—	Feed Driving Cam Fork Lever Shaft
204197	11763	" " " " " " Collar with 200113E .....

No.	Plate	Name
200113F	12374	Feed Driving Cam Fork Lever Shaft Collar Set Screw .....
204293	12374	Feed Driving Cam Fork Lever Shaft Position Pin .....
204196	13335	Feed Driving Cam Fork Lever Shaft Shaft Sleeve (split) .....
200043c	12311	Feed Driving Cam Fork Lever Shaft Sleeve Set Screw .....
201524E	13335	Feed Driving Cam Fork Lever Shaft Sleeve Set Screw Nut .....
213693	11762	Feed Driving Cam Fork Lever complete, Nos. 204194 and 213429 ...
200437c	12311	Feed Driving Cam Position Screw
200382c	11902	" " " " Set Screw .....
204294	13334	" " " " Rock Shaft .....
221213	—	" " " " 204294 with 200002F, 201522E and 213427 ....
202305	13335	Feed Driving Rock Shaft Center (2)
200043c	12311	" " " " " " Set Screw (2) .....
221508	11763	Feed Driving Rock Shaft Crank with two 200383c .....
200383c	12311	Feed Driving Rock Shaft Crank Set Screw .....
213007	11763	Feed Lifting Cam with 202126 ...
204202	12374	" " " " Fork with 200027E
200027E	13335	" " " " Pinch Screw
202126	12374	" " " " Position Pin ...
200045E	13335	" " " " Screw .....
203305	11762	" " " " Rock Shaft .....
203315	11762	" " " " 203305 with 203238 .....
202305	13335	Feed Lifting Rock Shaft Center (2)
200043c	12311	" " " " " " Set Screw (2) .....
202276	12374	Feed Lifting Rock Shaft Slide Block
203238	12374	" " " " " " " " 202276 with 200243E and 201531E
200243E	13335	Feed Lifting Rock Shaft Slide Block Hinge Screw .....
201531E	12374	Feed Lifting Rock Shaft Slide Block Hinge Screw Nut .....
204206	13335	Feed Regulating Handle .....
204207	—	" " " " 204206 with 200098F, 202622, 202408 to 204210, 204213 and 204925 .....
204208	13335	Feed Regulating Handle Adjustable Stop .....

No.	Plate	Name
200098F	13335	Feed Regulating Handle Adjustable Stop Screw .....
204925	13335	Feed Regulating Handle Adjustable Stop Screw Washer .....
204209	13335	Feed Regulating Handle Position Pin .....
204210	11763	Feed Regulating Handle Shaft ....
204211	11763	" " " " Crank with 200098F .....
213433	11762	Feed Regulating Handle Shaft Crank Link .....
200271E	12311	Feed Regulating Handle Shaft Crank Link Hinge Screw (lower)
200291E	13335	Feed Regulating Handle Shaft Crank Link Hinge Screw (upper)
200098F	13335	Feed Regulating Handle Shaft Crank Set Screw .....
204213	13335	Feed Regulating Handle Shaft Sleeve (split) .....
200362c	12311	Feed Regulating Handle Shaft Sleeve Set Screw .....
202622	11763	Feed Regulating Handle Shaft Sleeve Washer .....
202036	13302	Feed Regulating Handle Stop Pin
213902	—	Feed Regulating Handle complete, Nos. 200291E, 204207, 204211 and 213433 .....
202781	13334	Foot Lifter Lifting Lever .....
227306	—	" " " " 202781 with 200262u .....
200262u	11763	Foot Lifter Lifting Lever Hinge Screw .....
227475	13334	Foot Lifter Lifting Lever Rod with 202302 .....
227273	—	Foot Lifter Lifting Lever Rod 227475 with 206628, 227227 and 227576 .....
204126	13335	Foot Lifter Lifting Lever Rod Clamp with two 200530c .....
227316	12388	Foot Lifter Lifting Lever Rod Clamp Hook .....
227576	12388	Foot Lifter Lifting Lever Rod Clamp Hook 227316 with 204126
200530c	13335	Foot Lifter Lifting Lever Rod Clamp Set Screw .....
202302	13335	Foot Lifter Lifting Lever Rod Cotter Pin .....
206628	12388	Foot Lifter Lifting Lever Rod Spring .....

203803 28F5

No.	Plate	Name
227227	12388	Foot Lifter Lifting Lever Rod Spring Collar with 200113F . . . .
200113F	12374	Foot Lifter Lifting Lever Rod Spring Collar Set Screw . . . . .
*221214	—	Hook (sewing) . . . . .
221216	13335	" 221214 with 201253F, 201376F and 203251 . . . . .
221217	—	Hook and Bobbin Case complete, Nos. 203500 and 221216 . . . . .
203242	12344	Hook Bevel Gear, 24 teeth, with two 200383c . . . . .
200383c	12311	Hook Bevel Gear Set Screw . . . . .
203242	12344	" " Pinion, 24 teeth, with two 200383c (2) . . . . .
200383c	12311	Hook Bevel Pinion Set Screw . . . . .
203306	13338	" Counter Shaft . . . . .
203244	12374	" " " Collar with two 200393c . . . . .
200393c	12374	Hook Counter Shaft Collar Set Screw . . . . .
203245	11902	Hook Counter Shaft Driving Gear, 44 teeth, with 200362c and 200439c
213157	—	Hook Counter Shaft Driving Gear 203245 with 200045E and 213007
200439c	12311	Hook Counter Shaft Driving Gear Position Screw . . . . .
200362c	12311	Hook Counter Shaft Driving Gear Set Screw . . . . .
203246	12344	Hook Counter Shaft Gear, 22 teeth, with two 200383c . . . . .
200383c	12311	Hook Counter Shaft Gear Set Screw
202299	—	" " " Oil Packing (wick) . . . . .
200840E	12311	Hook Counter Shaft Oil Packing (wick) Stop Screw . . . . .
213624	13334	Hook Driving Shaft . . . . .
203248	13336	" " " Bearing with 202299 . . . . .
202299	—	Hook Driving Shaft Bearing Oil Packing (wick) . . . . .
202126	12374	Hook Driving Shaft Bearing Position Pin . . . . .
200516E	12311	Hook Driving Shaft Bearing Screw
203249	12344	" " " Bushing (eccentric) . . . . .
202299	—	Hook Driving Shaft Bushing Oil Packing (wick) . . . . .
200362c	12311	Hook Driving Shaft Bushing Set Screw . . . . .

No.	Plate	Name
213141	11902	Hook Driving Shaft Collar with two 200393c . . . . .
200393c	12374	Hook Driving Shaft Collar Set Screw . . . . .
203251	13339	Hook Gib . . . . .
201376F	13339	" " Hinge Screw . . . . .
201253F	13339	" " Screw . . . . .
221218	13334	" Post (inside or outside) . . . .
234244	—	" " 221218 with 200555u, 201272c, 202299, 203242, 221217, 221221, 221222, 234065, 234079 and two 200076D . . . . .
234245	—	Hook Post 234244 with 203630, 221215, 234247 and eight 200583u
234246	—	Hook Post 234244 with 221215, 234083, 234248 and eight 200583u
200159F	13339	Hook Post Clamping Screw . . . . .
203630	13336	" " Cover Plate (back) (inside) . . . . .
234083	13336	Hook Post Cover Plate (back) (outside) . . . . .
234247	13336	Hook Post Cover Plate (front) (inside) . . . . .
234248	13336	Hook Post Cover Plate (front) (outside) . . . . .
200583u	11763	Hook Post Cover Plate Screw . . . .
202299	—	" " Oil Packing (wick) . . . . .
200008G	11269	" " Screw (4) . . . . .
203637	11269	" " " Washer (4) . . . . .
221215	11762	" " Slide (inside or outside)
221221	13338	" Socket . . . . .
200555u	13339	" " Screw . . . . .
221222	13339	" Washer . . . . .
234249	—	Hook Post Combination (inside and outside) complete, Nos. 234243, 234245, 234246 and two 200159F . .
204475	13339	Lifting Lever with 200122u . . . . .
208389	—	" " 204475 with 200935F, 201534E, 204478 and 206659 . . . . .
213004	11902	Lifting Lever Driving Crank . . . . .
204478	13339	" " " " Link
200122u	13339	" " " " " Stop Screw . . . . .
200400c	11902	Lifting Lever Driving Crank Position Screw . . . . .
200387c	11902	Lifting Lever Driving Crank Position Screw Set Screw . . . . .

No.	Plate	Name
204479	11902	Lifting Lever Driving Crank Position Screw Set Screw Packing (brass) .....
200181D	13339	Lifting Lever Stop Screw .....
204480	12374	" " Stud Lifting Bracket with 200086c and 200181D .....
208390	---	Lifting Lever Stud Lifting Bracket 204480 with 208389 .....
200086c	12374	Lifting Lever Stud Lifting Bracket Pinch Screw .....
229641	11793	Lifting Presser Foot, 46 needle hole, in gauges $\frac{1}{8}$ and $\frac{3}{16}$ in., for 206671 .....
229642	11793	Lifting Presser Foot, 46 needle hole, in gauges $\frac{1}{8}$ and $\frac{3}{16}$ in., for 206661 .....
229650	11793	Lifting Presser Foot, 46 needle hole, in gauges $\frac{1}{8}$ , $\frac{3}{16}$ , $\frac{1}{4}$ , $\frac{5}{16}$ and $\frac{3}{8}$ in., for 229651 .....
229652	11793	Lifting Presser Foot, 46 needle hole, in gauges from $\frac{1}{8}$ to $\frac{3}{8}$ in., in steps of $\frac{1}{32}$ in., for 229653 .....
229654	11960	Lifting Presser Foot, 46 needle hole, in gauges from $\frac{3}{16}$ to $\frac{3}{4}$ in., in steps of $\frac{1}{32}$ in., for 229655 .....
206683	11960	Lifting Presser Foot, 46 needle hole, in gauges $\frac{7}{8}$ , $\frac{3}{4}$ , $\frac{1}{2}$ , $\frac{3}{8}$ and 1 in., for 206685 .....
200074F	12374	Lifting Presser Foot Screw .....
231390	13338	Needle Bar (hollow) .....
204484	13339	" " Connecting Link with 200188c .....
200188c	13339	Needle Bar Connecting Link Pinch Screw .....
204249	12374	Needle Bar Connecting Stud with 200072c and 202277 .....
202277	---	Needle Bar Connecting Stud Oil Packing (wick) .....
200072c	12374	Needle Bar Connecting Stud Pinch Screw .....
213435	13339	Needle Bar Guard .....
204326	---	" " Packing Cord (2) ....
200504E	13339	" " Screw Bushing (lower) .....
231383	13339	" Holder, in gauges from $\frac{1}{8}$ to $\frac{1}{2}$ in., in steps of $\frac{1}{32}$ in., with 201030F and two 200141F .....
231385	13339	Needle Holder, in gauges from $\frac{1}{8}$ to $\frac{1}{2}$ in., in steps of $\frac{1}{32}$ in., with 201030F and two 200141F .....

No.	Plate	Name
231386	13339	Needle Holder, in gauges from $\frac{1}{8}$ to 1 in., in steps of $\frac{1}{32}$ in., with 201030F and two 200141F ..
201030F	13339	Needle Holder Screw .....
200141F	13339	" Set Screw .....
204251	13338	Presser Bar (hollow) with 200074F .....
204252	12374	" " Lifter .....
200550c	12311	" " Hinge Screw ...
204481	11902	" " Lifting Bracket Position Guide .....
200362c	12311	Presser Bar Lifting Bracket Position Guide Set Screw .....
204327	---	Presser Bar Packing Washer (felt) .....
200504E	13339	" " Screw Bushing (lower) .....
204482	11902	" " Spring .....
200491B	12344	" " Thumb Screw (pressure regulating) .....
201506B	11902	Presser Bar Thumb Screw Check Nut .....
202068	13338	Spool Holder Base .....
204551	13338	" " " Bracket .....
200257E	13339	" " " " Screw ...
204552	---	Spool Holder Base Bracket complete, Nos. 204551, two each 200575u and 204297 .....
200575u	12311	Spool Holder Base Screw .....
204296	13338	" " Wire .....
200079u	12311	" " " Hinge Screw ..
204297	13338	Spool Holder complete, Nos. 200079u, 202068 and 204296 .....
213008	13338	Take-up Cam with 200347c, 200383c, 200387c, 200400c, 200430c and 204479 .....
203172	13340	Take-up Cam Friction Washer ....
200430c	12311	" " Position Screw .....
200383c	12311	" " " " Check Screw .....
200347c	13339	Take-up Cam Set Screw .....
213923	---	Take-up Cam complete, Nos. 204484, 213004 and 213008 .....
204553	13340	Take-up Lever .....
206601	---	" " 204553 with 204263..
204263	13340	" " Bearing with 204264 .....
204264	13340	" " " Position Pin .....
200042F	12311	" " " Screw .....
201816	13340	" " Roller .....
204554	13340	Take-up Lever complete, Nos. 200042F, 201816 and 206601 .....
202402	12349	Tension Disc .....



No.	Plate	Name
202090	12349	Tension Disc Position Pin .....
203766	13340	" Release Lever .....
200309E	12349	" " " Screw .....
202075	12349	" " Plunger .....
204416	13340	" " Slide with 204269 ...
204269	12374	" " " Spring .....
202407	10881	" Spring .....
200632B	12349	" Stud .....
200397H	12349	" " Set Screw .....
201572B	10881	" Thumb Nut .....
204271	12349	" Washer .....
204272	12349	Tension complete, Nos. 200632B, 201572B, 202075, 202407, 204271 and two 202402 .....
204274	12349	Thread Controller Plate .....
200577H	12311	" " " Screw ...
202098	12349	" " Roller .....
204275	12349	" " " Guard .....
202084	12349	" " " " Washer
200300C	12349	" " " Screw .....
204276	12349	" " Spring .....
204333	12349	" " Guard .....
200581H	12349	" " " " Screw
202087	12349	" " " Stop .....
202088	12349	" " " Stud with 204925 .....
200366H	12349	Thread Controller Spring Stud Set Screw .....
204925	13335	Thread Controller Spring Stud Washer .....
205987	12349	Thread Controller complete, Nos. 200300c, 200581H, 202084, 202098, 204274, 204275 and 204333 .....
204280	12349	Thread Controller and Spring com- plete, Nos. 204276 and 205987 ..
204556	13340	Thread Guide .....
204281	12349	" Retainer Guide Wire .....
202091	12349	" " Sleeve .....
202092	12349	" " Spring .....
204058	12349	" " Stud .....
200368H	12349	" " " Set Screw ...
204059	12349	Thread Retainer complete, Nos. 202091, 202092 and 204058 .....
234153	13341	Throat Plate, 46 needle hole, for needle sizes 16 and 18, in gauges $\frac{1}{8}$ and $\frac{5}{32}$ in., for 212782 .....
234119	13341	Throat Plate, 46 needle hole, for needle sizes 16 and 18, in gauges $\frac{1}{16}$ , $\frac{3}{32}$ , $\frac{1}{4}$ , $\frac{5}{32}$ and $\frac{3}{8}$ in., for 221537

No.	Plate	Name
234111	13318	Throat Plate, 46 needle hole, for needle sizes 16 and 18, in gauges $\frac{11}{32}$ , $\frac{3}{8}$ , $\frac{13}{32}$ and $\frac{7}{16}$ in., for 234130 ..
234156	13319	Throat Plate, 46 needle hole, for needle sizes 16 and 18, in gauges $\frac{11}{32}$ , $\frac{1}{2}$ and $\frac{13}{32}$ in., for 212731 .....
234154	13319	Throat Plate, 46 needle hole, for needle sizes 16 and 18, in gauges $\frac{3}{16}$ , $\frac{13}{32}$ , $\frac{3}{8}$ , $\frac{1}{2}$ and $\frac{11}{16}$ in., for 212734
234157	13319	Throat Plate, 46 needle hole, for needle sizes 16 and 18, in gauges $\frac{11}{32}$ , $\frac{3}{8}$ , $\frac{13}{32}$ and $\frac{1}{2}$ in., for 212737 ...
234155	13341	Throat Plate, 46 needle hole, for needle sizes 16 and 18, in gauges $\frac{3}{8}$ , $\frac{13}{32}$ and 1 in., for 212740 .....
200577H	12311	Throat Plate Screw (2) .....
206660	----	Vibrating Presser Bar .....
206659	11902	" " " 206660 with 204493 and two 200138D .....
200935E	13340	Vibrating Presser Bar Hinge Screw
201534E	11902	" " " " "
		Nut .....
229838	11902	Vibrating Presser Bar Position Stop
200053C	12311	" " " " "
		Screw .....
204493	11902	Vibrating Presser Bar Spring .....
200138D	11902	" " " " " Screw
206671	11839	" " Foot, for 229641 ..
206661	11839	" " " " 229642 ..
229651	11793	" " " " 229650 ..
229653	11793	" " " " 229652 in gauges from $\frac{11}{32}$ to $\frac{3}{8}$ in., in steps of $\frac{1}{32}$ inch .....
229655	11960	Vibrating Presser Foot, for 229654, in gauges from $\frac{11}{32}$ to $\frac{3}{8}$ in., in steps of $\frac{1}{32}$ inch .....
206685	11960	Vibrating Presser Foot, for 206683, in gauges $\frac{3}{8}$ , $\frac{13}{32}$ , $\frac{1}{2}$ , $\frac{5}{8}$ and 1 inch
200098F	13335	Vibrating Presser Foot Screw
203357	11902	" " " " "
		Washer .....

## ACCESSORIES

No.	Plate	Name
203470	13302	Bobbin (10) .....
*225482	---	" Case Screw Driver Blade ..
*225483	---	" " " " Handle ..
225497	12345	Bobbin Case Screw Driver complete, Nos. 225482 and 225483 .....
128 x 3	---	Needles, six each, sizes 12 and 14..
225181	---	Drip Pan (long) with four wood screws $\frac{1}{2}$ in., No. 5 .....
41400	12345	Machine Rest Pin (wood) .....
36578	12345	Oiler with 36579 .....
36579	12345	" Spout, $3\frac{1}{2}$ in. long, with 120117
120117	---	" " Washer .....
*225484	---	Screw Driver Blade .....
*225485	---	" " Handle .....
225498	12345	Screw Driver complete (7 $\frac{1}{2}$ in. long), Nos. 225484 and 225485 .....
225554	12345	Wrench (steel) .....

### BOBBIN WINDER

#### Swing Automatic, Right Hand

*225451	---	Bobbin Holder .....
225453	10882	Frame with 202277 and 225438 .....
225454	10882	" Hinge Pin .....
202277	---	" Oil Packing (wick) .....
225438	10882	" " Well Cap .....
225455	10882	" Spring .....
225456	10882	" " Plunger .....
202473	10883	Pulley with 200380c .....
200380c	12319	" Set Screw .....
*225443	---	Spindle .....
225452	10882	" 225443 with 225451 .....
225444	10882	Stop Latch .....
200056E	10882	" " Screw .....
225458	10882	" " Thumb Lever .....
225459	10882	" " " " Hinge Stud .....
225460	10882	Stop Latch Thumb Joint Stud .....
202478	10882	" " Trip Lever .....
200299H	10882	" " " " Hinge Screw .....
225461	10882	Tension Bracket with 201499B .....
200082D	10881	" " Screw .....
202104	10881	" " " Washer .....

No.	Plate	Name
2102	10881	Tension Disc .....
202407	10881	" Spring .....
201499B	10881	" Stud .....
201572B	10881	" " Thumb Nut .....
225462	10881	Bobbin Winder Tension Bracket complete, Nos. 201572B, 202407, 225461 and two 2102 .....
225433	10883	Bobbin Winder and Tension Brack- et Base .....
225436	10883	Universal Bobbin Winder complete Nos. 200056E, 200082D, 200299H, 202104, 202473, 202478, 225433, 225444, 225452 to 225456, 225458 to 225460, 225462 and two wood screws $\frac{3}{4}$ in., No. 13, R.H.B. ....

### FOOT LIFTER

227952	11156	Foot Lifter Lever (left or right) with 227954 .....
227678	11156	Foot Lifter Lever Chain, 48 in. long, with 202784 .....
227954	---	Foot Lifter Lever Chain Hook (lower) .....
202784	12388	Foot Lifter Lever Chain Hook (upper) .....
225016	12388	Foot Lifter Lever Hinge Pin .....
227953	11156	" " " Stand with two wood screws $\frac{1}{2}$ in., No. 13 .....
227955	11156	Foot Lifter Lever (left or right) complete, Nos. 225016, 227678, 227952 and 227953 .....

(Other Foot Lifter Parts are listed with  
parts of machine head.)

### THREAD UNWINDER.

202486	---	Spool Pin .....
202487	---	" Rest .....
227498	---	" " .....
202488	10838	" " 202487 with 200363c, 200383c and two 202486 .....
227499	10838	Spool Rest 227498 with 200363c and 202486 .....
202489	10838	Spool Rest Rod .....
200383c	12311	" " " Set Screw .....
200383c	12311	" " " Set Screw .....
202490	10838	" Stand with 200383c .....
202491	---	" Washer (steel) .....

No.	Plate	Name
202492	10838	Spool Weight with 202493 .....
202493	-----	“ “ Center with 202793 and 203163 .....
203163	---	Spool Weight Center Bushing ....
202793	-----	“ “ Thread Guide .....
202794	10838	Thread Eyelet Rod .....
227605	10838	“ “ “ .....
227606	10838	“ “ “ Clamp with two 200396c .....
200396c	13340	Thread Eyelet Rod Clamp Set Screw .....
200363c	13340	Thread Eyelet Rod Set Screw ....
227500	10838	Thread Unwinder complete, Nos. 202488 to 202490, 202794, 227499, 227605, 227606, three each 202491, 202492 and wood screws $\frac{3}{8}$ in., No. 13 .....

## FEED DOGS

212720	13318	Feed Dog, for 234111 .....
212721	13318	“ “ “ 234108, 234110 and 234111 .....
212724	13318	Feed Dog, for 234112 and 234120 ..
212734	13319	“ “ “ 234151 and 234154 ..
212740	13341	“ “ “ 234121 and 234155 ..
212782	13341	“ “ “ 234150 and 234153 ..
221537	13341	“ “ “ 234105 and 234119 ..
234130	---	“ “ “ 234111 and 234152 ..
234131	---	“ “ “ 234112 and 234120 ..
212731	13319	“ “ “ 234113 and 234156 ..
212732	13319	“ “ “ 234113 and 234156 ..
212737	13319	“ “ “ 234115 and 234157 ..

## PRESSER FEET

No.	Plate	Name
229661	11793	Lifting Presser Foot, 46 needle hole, needles $\frac{3}{8}$ in. apart in $\frac{1}{8}$ in. gauge, for 206668, 206675, 206678, 206714, 206719, 222302 and 222304
206658	---	Lifting Presser Foot, 46 needle hole, needles $\frac{3}{8}$ in. apart, in gauges $\frac{1}{8}$ , $\frac{3}{16}$ and $\frac{1}{4}$ in., for 206678 .....
206666	11792	Lifting Presser Foot, 46 needle hole, needles $\frac{3}{8}$ in. apart, in gauges $\frac{1}{8}$ $\frac{3}{16}$ and $\frac{1}{4}$ in., for 206668, 206675, 206678, 206714, 206719, 222302 and 222304 .....
222301	11792	Lifting Presser Foot, 46 needle hole, needles $\frac{3}{8}$ in. apart, in gauges $\frac{1}{8}$ , $\frac{3}{16}$ and $\frac{1}{4}$ in., for 206668, 206675, 206678, 206714, 206719, 222302 and 222304 .....
222303	11792	Lifting Presser Foot, 46 needle hole, needles $\frac{3}{8}$ in. apart, in gauges $\frac{1}{8}$ , $\frac{3}{16}$ and $\frac{1}{4}$ in., for 206668, 206675, 206678, 206714, 206719, 222302 and 222304 .....
229640	11793	Lifting Presser Foot, 46 needle hole, needles $\frac{3}{8}$ in. apart, in gauges $\frac{1}{8}$ , $\frac{3}{16}$ and $\frac{1}{4}$ in., for 206668, 206675, 206678, 206714, 206719, 222302 and 222304 .....
206677	11792	Lifting Presser Foot, 46 needle hole, needles $\frac{1}{2}$ in. apart, in gauges $\frac{1}{8}$ , $\frac{3}{16}$ and $\frac{1}{4}$ in., for 206668, 206675, 206678, 206714, 206719, 222302 and 222304 .....
229641	11793	Lifting Presser Foot, 46 needle hole, in gauges $\frac{3}{8}$ , $\frac{1}{2}$ , $\frac{5}{8}$ , $\frac{3}{4}$ and $\frac{7}{8}$ in., for 206671 .....
206669	11792	Lifting Presser Foot, 46 needle hole, in gauges $\frac{3}{8}$ and $\frac{1}{2}$ in., for 206670
206709	11792	Lifting Presser Foot, 46 needle hole, in gauges $\frac{3}{8}$ and $\frac{1}{2}$ in., for 206710
206711	11793	Lifting Presser Foot, 46 needle hole, in gauges $\frac{3}{8}$ and $\frac{1}{2}$ in., for 206713
229642	11793	Lifting Presser Foot, 46 needle hole, in gauges $\frac{3}{8}$ and $\frac{1}{2}$ in., for 206661
229650	11793	Lifting Presser Foot, 46 needle hole, in gauges $\frac{1}{4}$ , $\frac{3}{8}$ , $\frac{1}{2}$ , $\frac{5}{8}$ and $\frac{3}{4}$ in., for 229651 .....

No.	Plate	Name
229652	11793	Lifting Presser Foot, 46 needle hole, in gauges from $\frac{13}{32}$ to $\frac{5}{8}$ in., in steps of $\frac{1}{32}$ in., for 229653 .....
229654	11960	Lifting Presser Foot, 46 needle hole, in gauges from $\frac{11}{16}$ to $\frac{3}{4}$ in., in steps of $\frac{1}{16}$ in., for 229655 .....
206683	11960	Lifting Presser Foot, 46 needle hole, in gauges $\frac{7}{8}$ , $\frac{15}{16}$ , $\frac{1}{2}$ , $\frac{3}{4}$ and 1 in., for 206685 .....
206668	11839	Vibrating Presser Foot, for 206666, 206677, 222301, 222303, 229640 and 229661 .....
206675	11839	Vibrating Presser Foot, for 206666, 206677, 222301, 222303, 229640 and 229661 .....
206678	11839	Vibrating Presser Foot, for 206658, 206666, 206677, 222301, 222303, 229640 and 229661 .....
206714	11839	Vibrating Presser Foot, for 206666, 206677, 222301, 222303, 229640 and 229661 .....
206719	11839	Vibrating Presser Foot, for 206666, 206677, 222301, 222303, 229640 and 229661 .....
222302	11839	Vibrating Presser Foot, for 206666, 206677, 222301, 222303, 229640 and 229661 .....
222304	11839	Vibrating Presser Foot, for 206666, 206677, 222301, 222303, 229640 and 229661 .....
206671	11839	Vibrating Presser Foot, for 229641
206670	11839	" " " " 206669
206710	11839	" " " " 206709
206713	11839	" " " " 206711
206661	11839	" " " " 229642
229651	11793	" " " " 229650
229653	11793	" " " " 229652, in gauges from $\frac{11}{16}$ to $\frac{3}{4}$ in., in steps of $\frac{1}{16}$ inch .....
229655	11960	Vibrating Presser Foot, for 229654, in gauges from $\frac{11}{16}$ to $\frac{3}{4}$ in., in steps of $\frac{1}{16}$ inch .....
206685	11960	Vibrating Presser Foot, for 206683, in gauges $\frac{7}{8}$ , $\frac{15}{16}$ , $\frac{1}{2}$ , $\frac{3}{4}$ and 1 inch

## THROAT PLATES

No.	Plate	Name
234150	13341	Throat Plate, 50 needle hole, for needle sizes 14 and 15, in gauges $\frac{1}{4}$ , $\frac{3}{8}$ and $\frac{1}{2}$ in., for 212782 .....
234153	13341	Throat Plate, 46 needle hole, for needle sizes 16 and 18, in gauges $\frac{1}{4}$ , $\frac{3}{8}$ and $\frac{1}{2}$ in., for 212782 .....
234105	13341	Throat Plate, 50 needle hole, for needle sizes 14 and 15, in gauges $\frac{3}{8}$ , $\frac{1}{2}$ , $\frac{5}{8}$ and $\frac{3}{4}$ in., for 221537
234119	13341	Throat Plate, 46 needle hole, for needle sizes 16 and 18, in gauges $\frac{3}{8}$ , $\frac{1}{2}$ , $\frac{5}{8}$ and $\frac{3}{4}$ in., for 221537
234110	13318	Throat Plate, 46 needle hole, for needle sizes 16 and 18 in gauges from $\frac{3}{8}$ to $\frac{3}{4}$ in., in steps of $\frac{1}{16}$ in., for 212721, for felling .....
234108	13318	Throat Plate, 40 needle hole, for needle sizes 20 and 22, in gauges from $\frac{3}{8}$ to $\frac{3}{4}$ in., in steps of $\frac{1}{16}$ in., for 212721, for felling .....
234111	13318	Throat Plate, 46 needle hole, for needle sizes 16 and 18, in gauges from $\frac{3}{8}$ to $\frac{3}{4}$ in., in steps of $\frac{1}{16}$ in., for 212720, 212721 and 234130
234152	13318	Throat Plate, 40 needle hole, for needle sizes 20 and 22, in gauges from $\frac{3}{8}$ to $\frac{3}{4}$ in., in steps of $\frac{1}{16}$ in., for 234130 .....
234112	13318	Throat Plate, 50 needle hole, for needle sizes 14 and 15, in gauges from $\frac{1}{4}$ to $\frac{1}{2}$ in., in steps of $\frac{1}{16}$ in., for 212724 and 234131 .....
234120	13318	Throat Plate, 46 needle hole, for needle sizes 16 and 18, in gauges from $\frac{1}{4}$ to $\frac{1}{2}$ in., in steps of $\frac{1}{16}$ in., for 212724 and 234131 .....
234154	13319	Throat Plate, 46 needle hole, for needle sizes 16 and 18, in gauges $\frac{3}{8}$ , $\frac{1}{2}$ , $\frac{5}{8}$ and $\frac{3}{4}$ in., for 212734
234151	13319	Throat Plate, 40 needle hole, for needle sizes 20 and 22, in gauges $\frac{3}{8}$ , $\frac{1}{2}$ , $\frac{5}{8}$ and $\frac{3}{4}$ in., for 212734

No.	Plate	Name
234155	13341	Throat Plate, 46 needle hole, for needle sizes 16 and 18, in gauges $\frac{7}{8}$ , $\frac{15}{16}$ and 1 in., for 212740 .....
234121	13341	Throat Plate, 40 needle hole, for needle sizes 20 and 22, in gauges $\frac{7}{8}$ , $\frac{15}{16}$ and 1 in., for 212740 .....
234113	13319	Throat Plate, 50 needle hole, for needle sizes 14 and 15, in gauges from $\frac{3}{4}$ to $\frac{13}{16}$ in., in steps of $\frac{1}{16}$ in., for 212731 and 212732 .....
234156	13319	Throat Plate, 46 needle hole, for needle sizes 14 and 15, in gauges from $\frac{3}{4}$ to $\frac{13}{16}$ in., in steps of $\frac{1}{16}$ in., for 212731 and 212732 .....
234115	13319	Throat Plate, 50 needle hole, for needle sizes 14 and 15, in gauges $\frac{33}{64}$ , $\frac{35}{64}$ and $\frac{37}{64}$ in., for 212737 ..
234157	13319	Throat Plate, 46 needle hole, for needle sizes 16 and 18, in gauges $\frac{33}{64}$ , $\frac{35}{64}$ and $\frac{37}{64}$ in., for 212737 ..

## OBSOLETE PARTS

No.	Plate	Name
202470	12320	Bobbin Winder Base .....
202471	12320	" " Frame .....
202472	12319	" " " Spring .....
202474	12320	" " Spindle .....
227522	12319	" " Stop Latch .....
202477	12319	" " " Thumb Lever .....
202478	10882	Bobbin Winder Stop Latch Trip Lever .....
227523	12320	Bobbin Winder complete, Nos. 200056E, 200161D, 200221D, 201537D, 202470 to 202474, 202477, 202478, 227522, three 200299n and two round head wood screws 1 in., No. 13 .....
202480	12320	Bobbin Winder Spool Holder Base with 200355n and 202484 .....
202481	12320	Bobbin Winder Spool Holder Base Spool Pin .....
202482	12319	Bobbin Winder Spool Holder Ten- sion Disc (lower or upper) .....
202483	12319	Bobbin Winder Spool Holder Ten- sion Disc Spring (brass) .....
202484	12319	Bobbin Winder Spool Holder Ten- sion Disc Thread Guide .....
202485	12320	Bobbin Winder Spool Holder com- plete, Nos. 200011E, 202480, 202481, 202483, two 202482 and one wood screw 1 in., No. 13 .....

PLATE 10838—ONE-EIGHTH SIZE

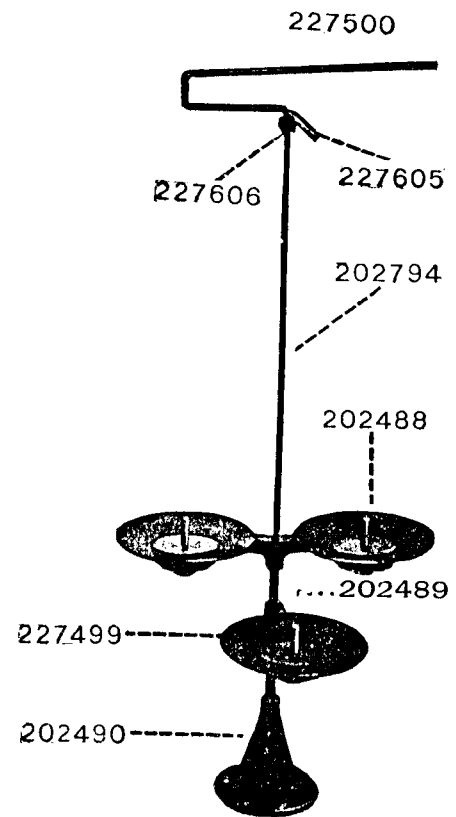
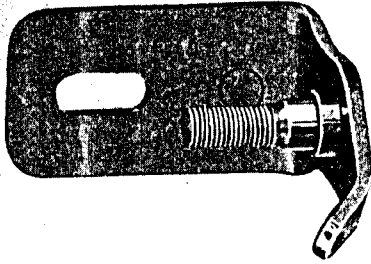


PLATE 10881—FULL SIZE

225461




200082




202104



2102



225462



202407



201499

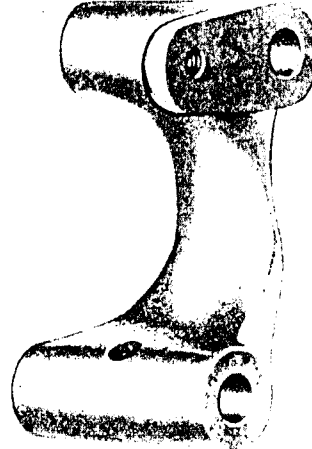


201572



PLATE 10882—FULL SIZE

225453



225455



225438



200380



200056




225456




200299



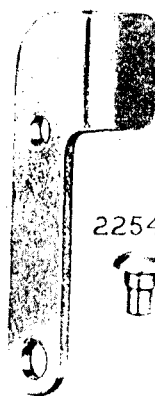
225454




225452



225458



202478



225444



225459



225460



PLATE 10883 ONE-FOURTH SIZE

225433



202473



225436






PLATE 11156 ONE-FOURTH SIZE

227955



227953

227952



227678

225497

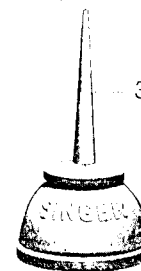


225498



36578

36579




225554






PLATE 11269—FULL SIZE

203624



200008

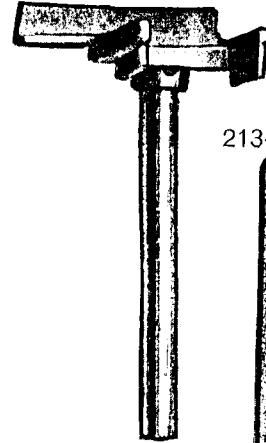


203637

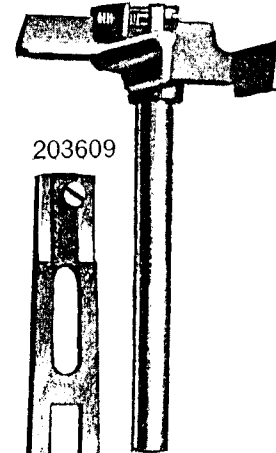


PLATE 11762—ONE-HALF SIZE

213429



213693



213433



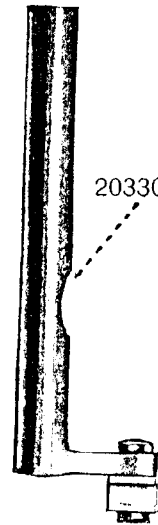
203609



213427



203315



203305

213426



221215




PLATE 11763-FULL SIZE

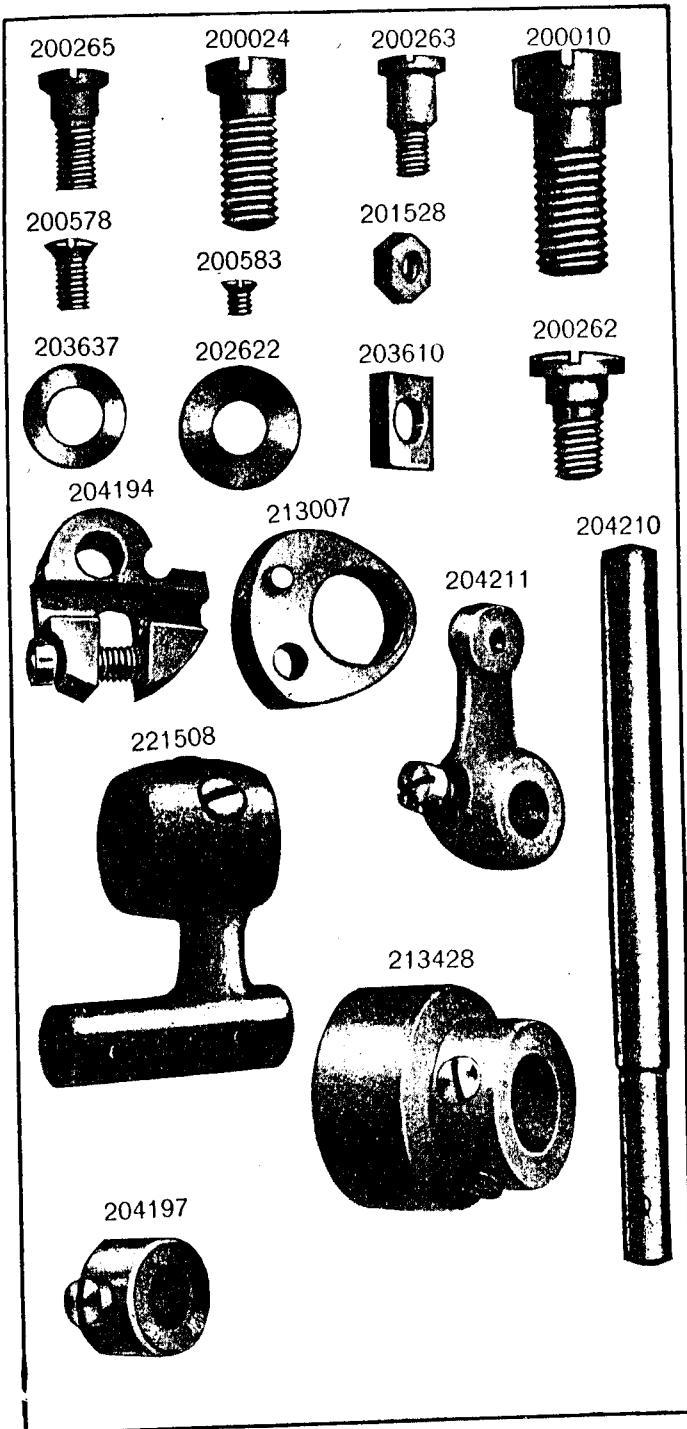


PLATE 1.1792-FULL SIZE

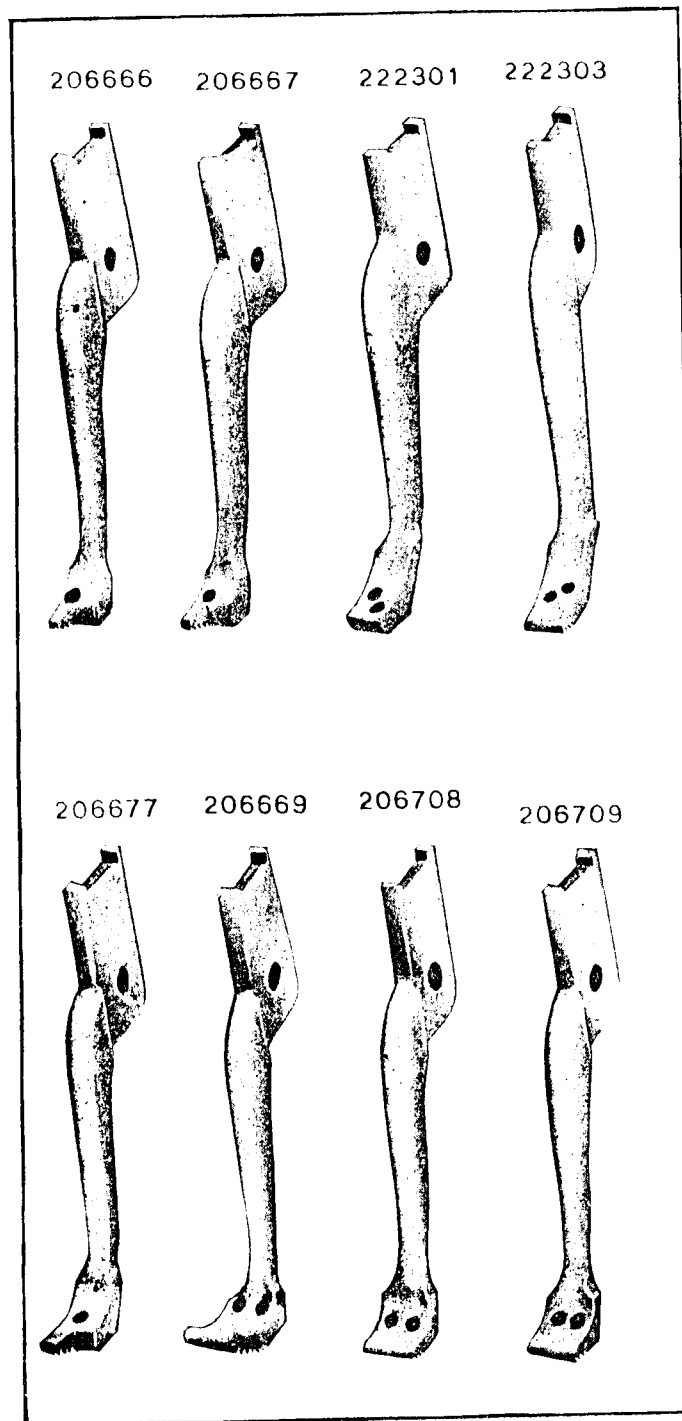

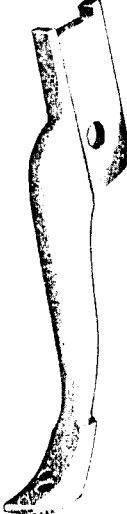


PLATE 11793 -FULL SIZE

206711



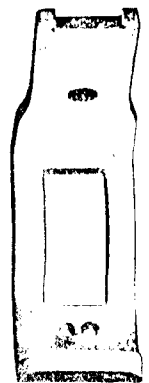
229640



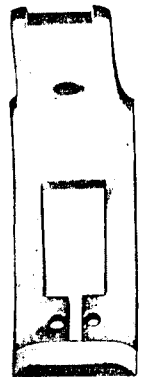
229661




229641



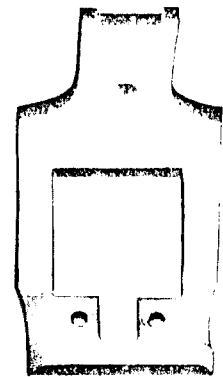
229642



229650



229652



229651



229653


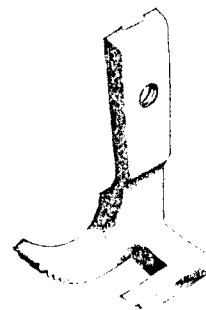



PLATE 11839 -FULL SIZE


206670



206675




206678



206661




206690




206671




206668




206710



206713



206714



206719



222302



222304




PLATE 11902 -FULL SIZE

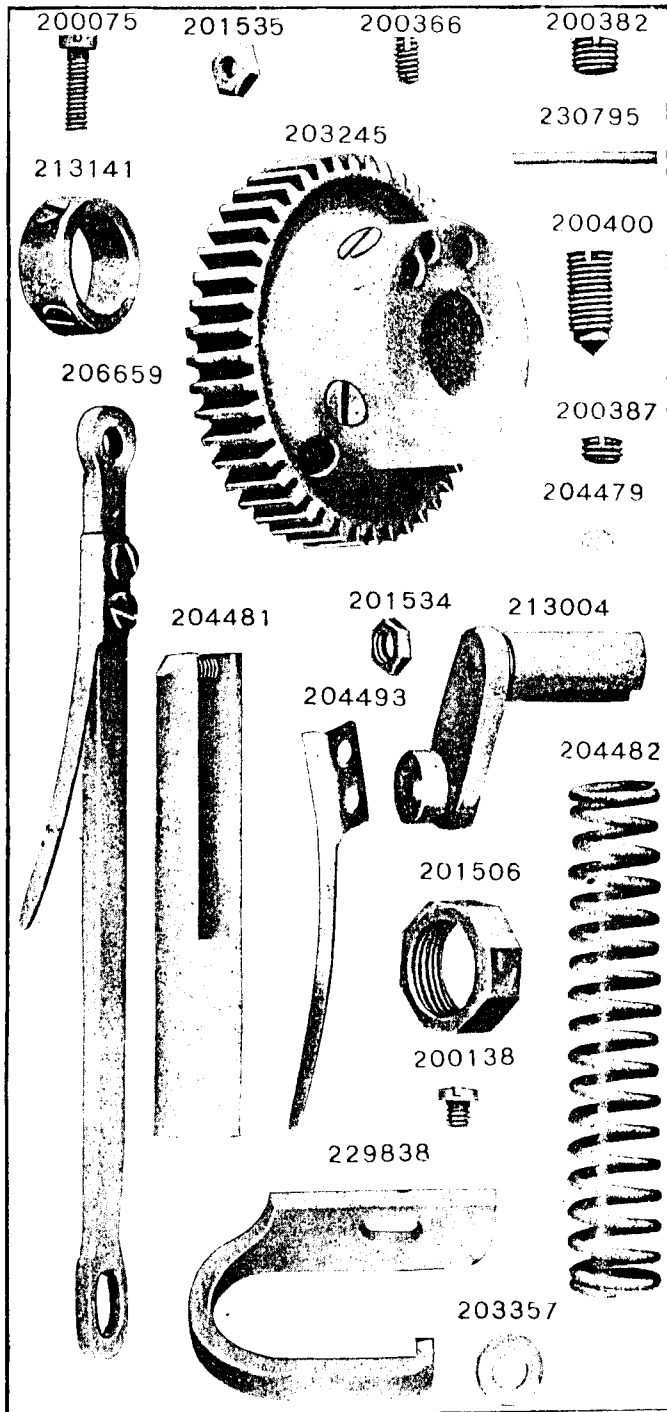


PLATE 11960 -FULL SIZE

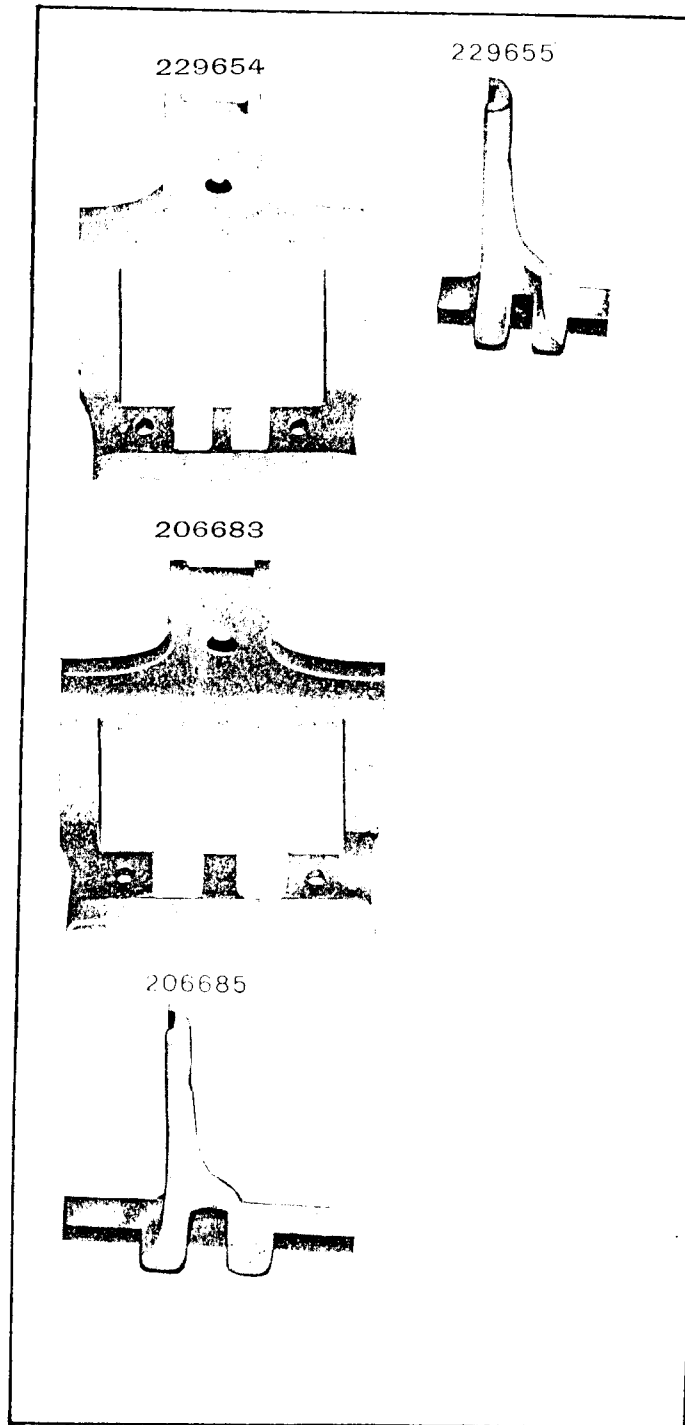


PLATE 12311-FULL SIZE

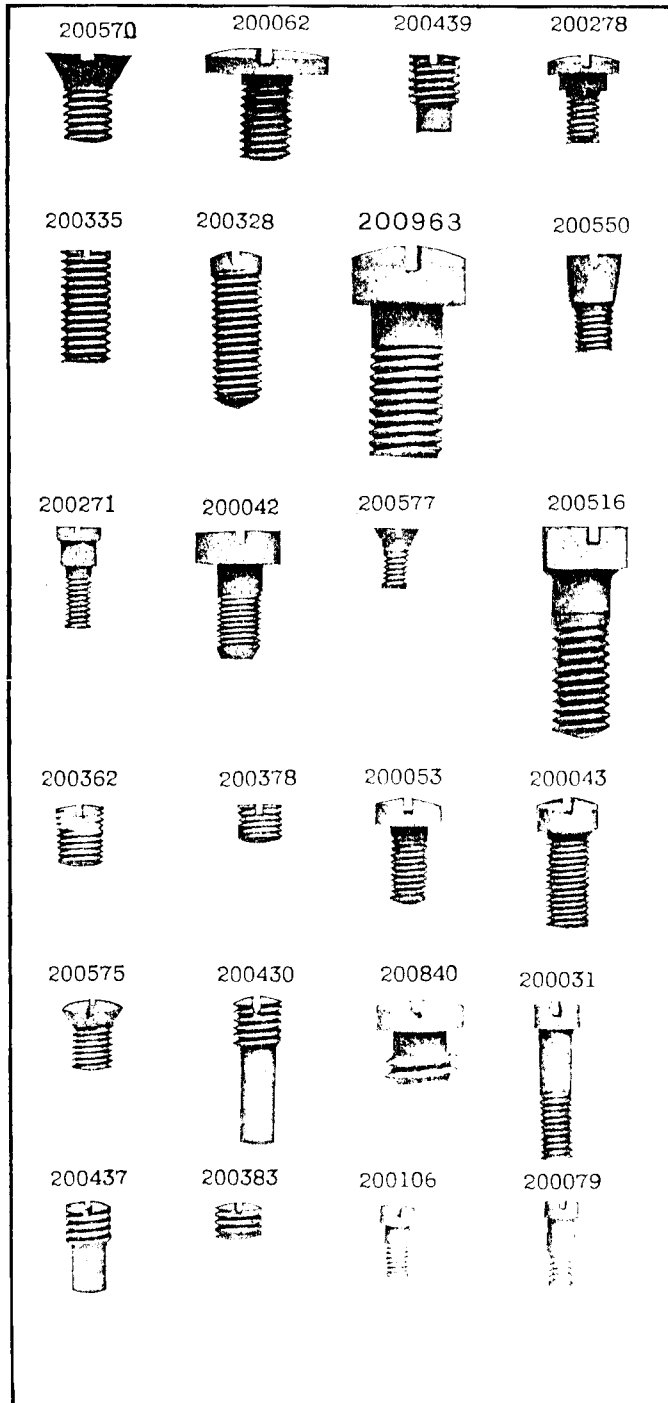


PLATE 12319 -FULL SIZE

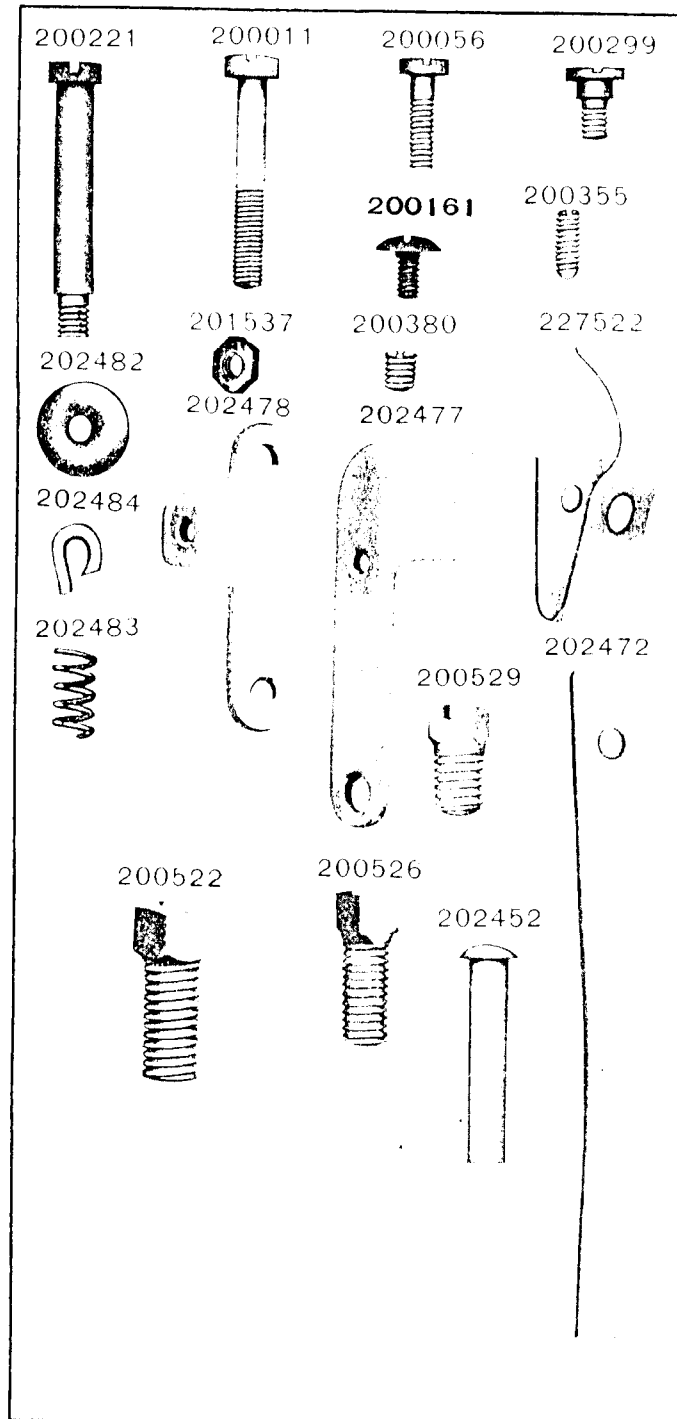


PLATE 12320—ONE-HALF SIZE

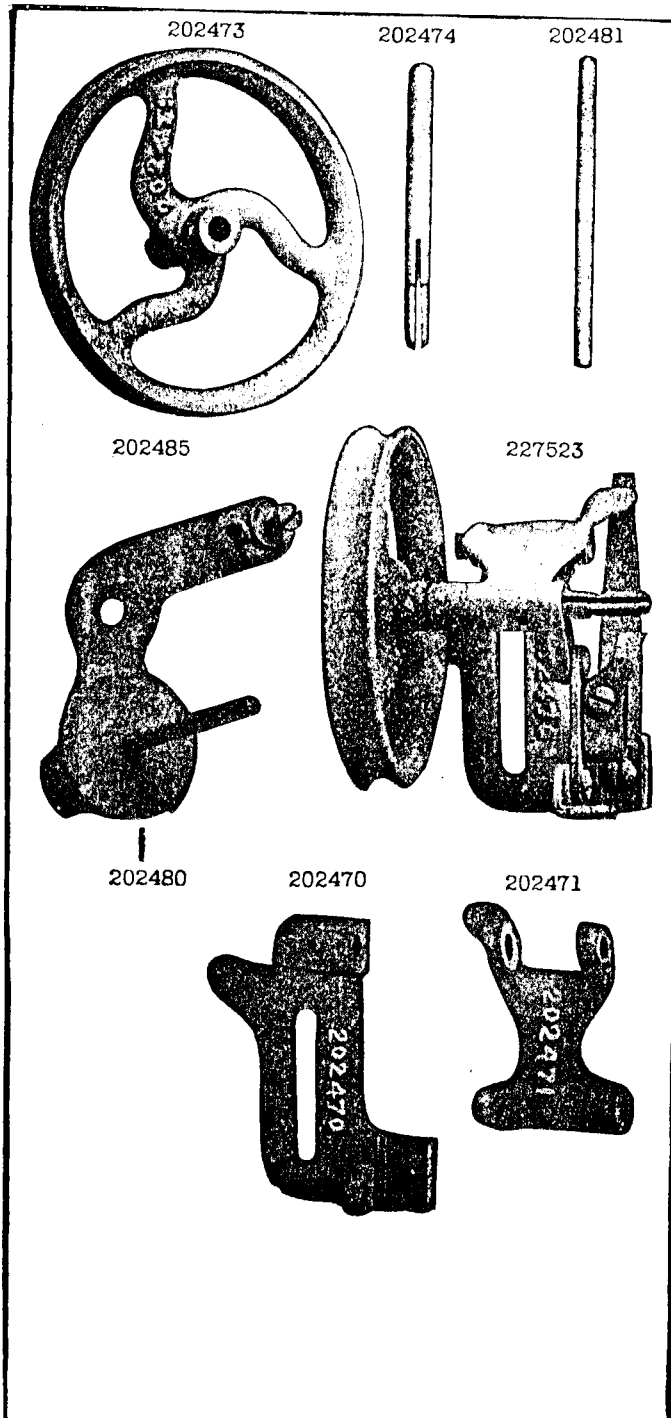


PLATE 12344—FULL SIZE

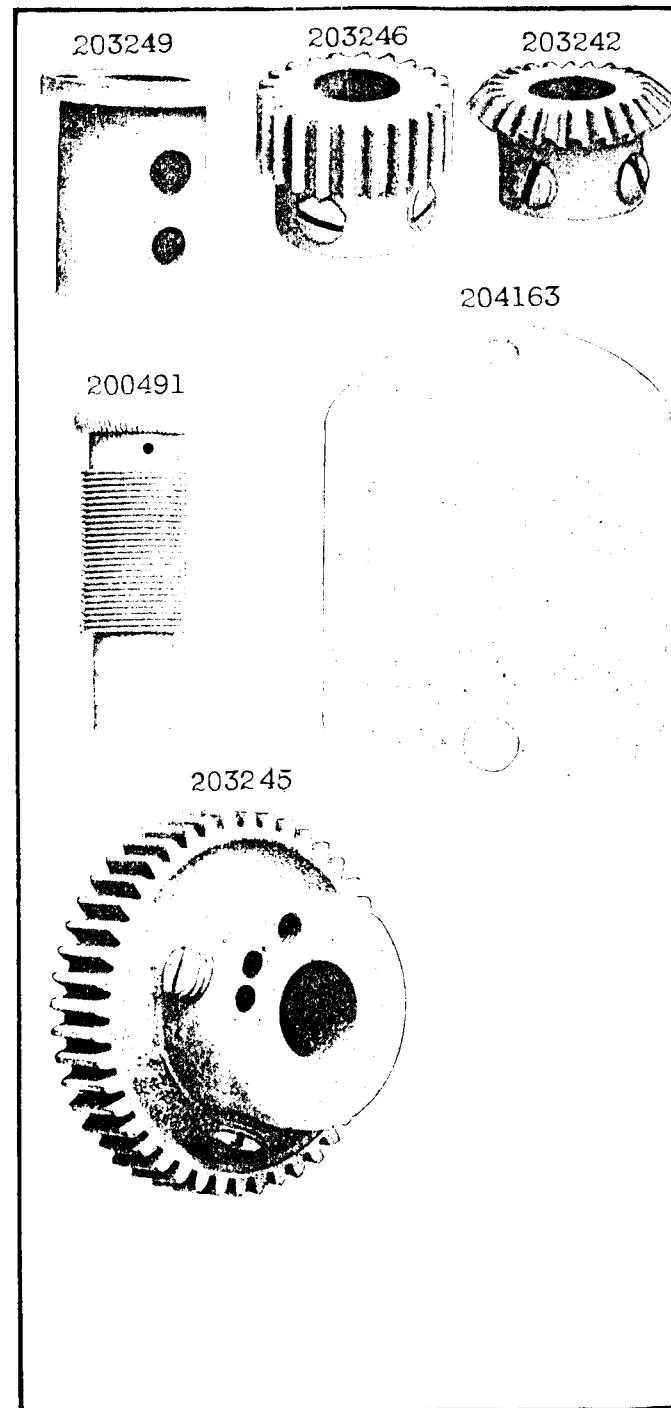


PLATE 12345—ONE-HALF SIZE

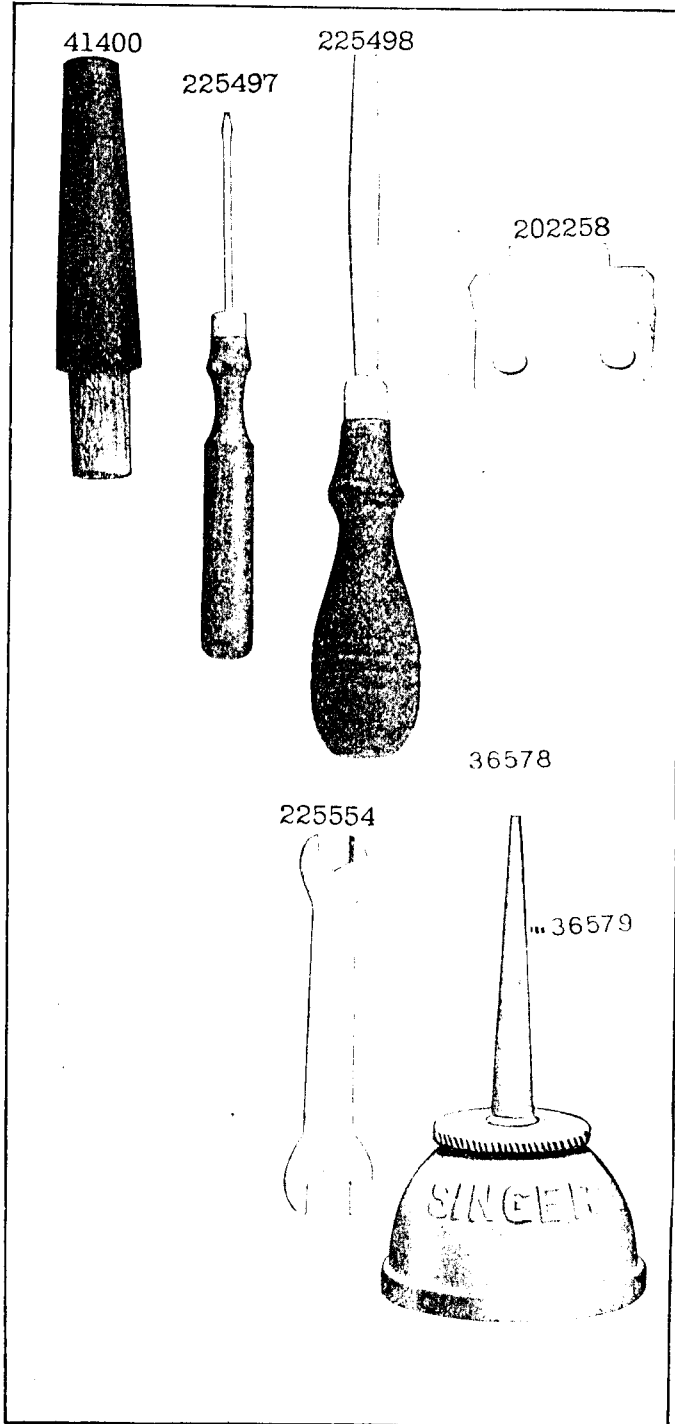


PLATE 12349—FULL SIZE

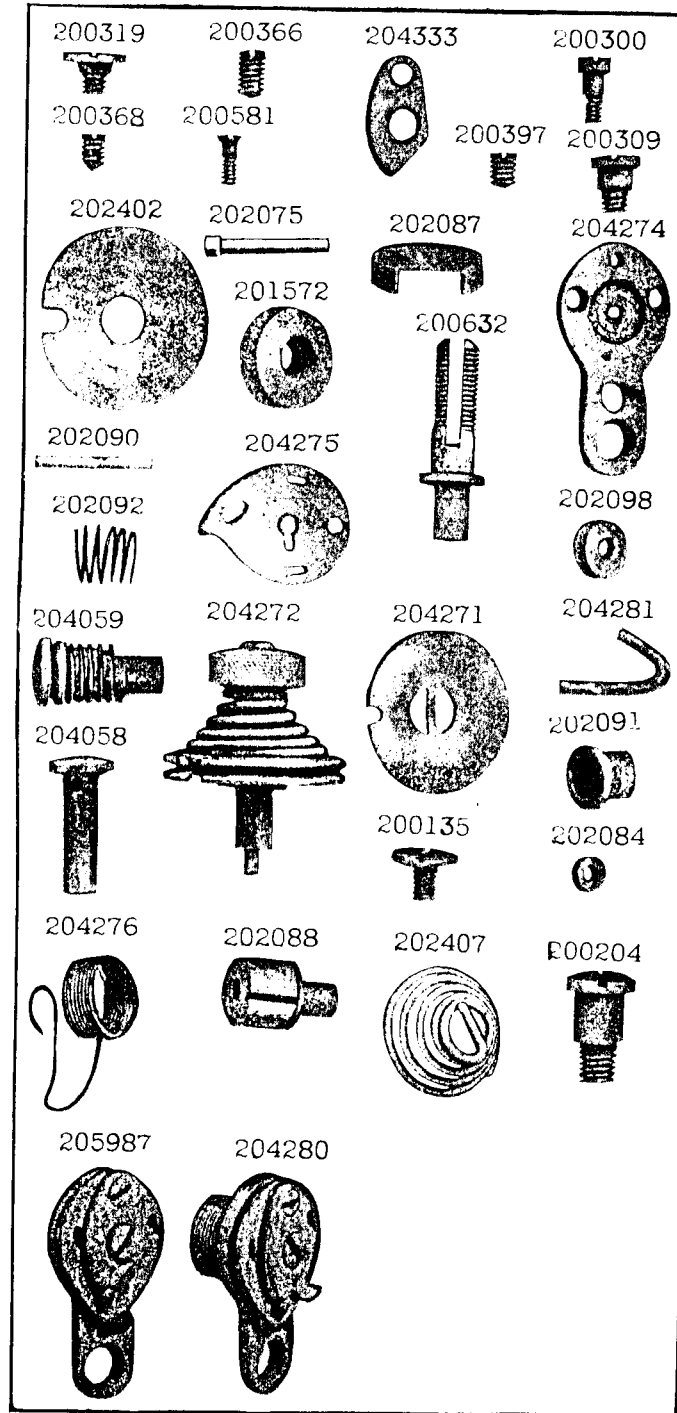


PLATE 12374—FULL SIZE

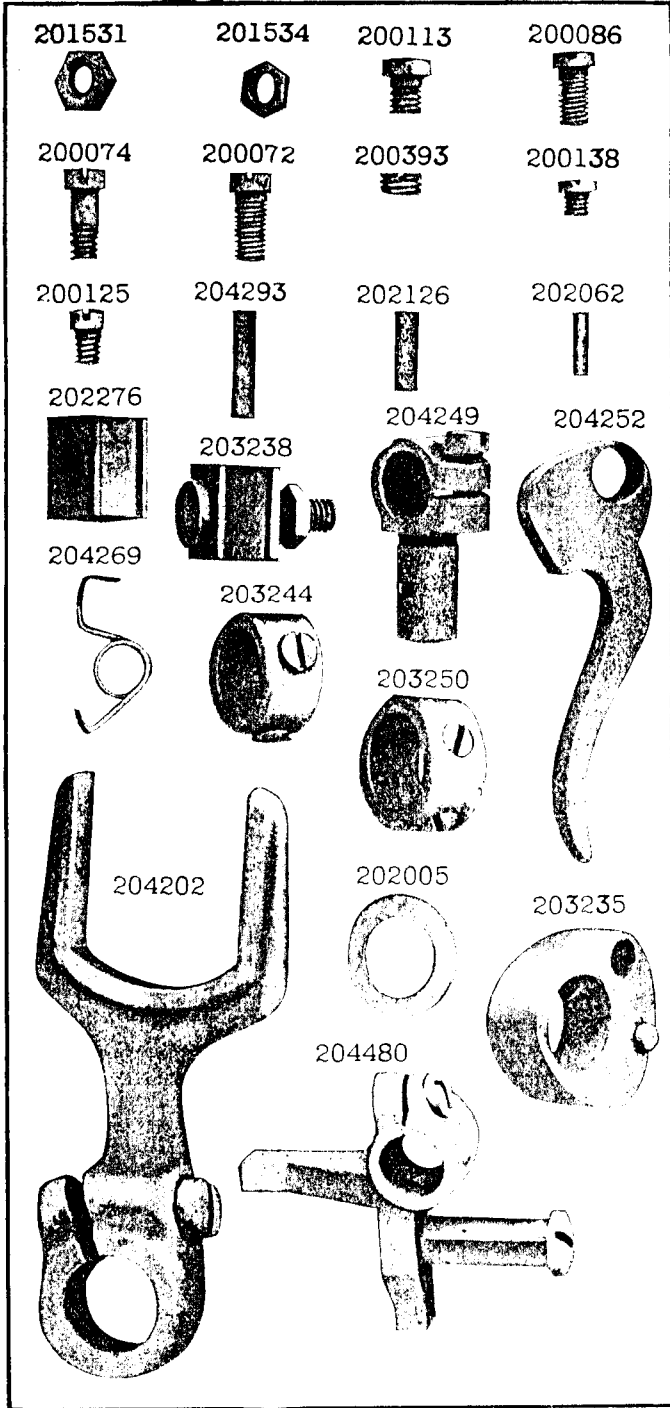


PLATE 12388—FULL SIZE

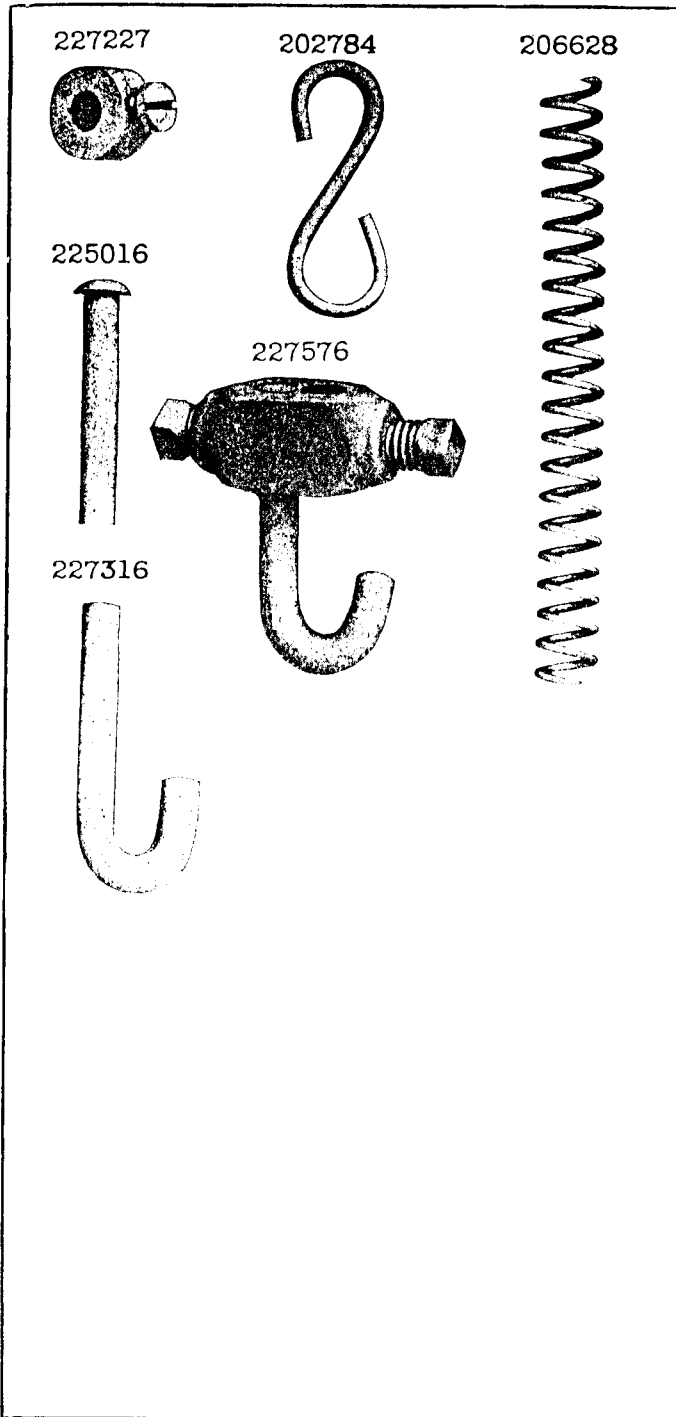




PLATE 13302-FULL SIZE

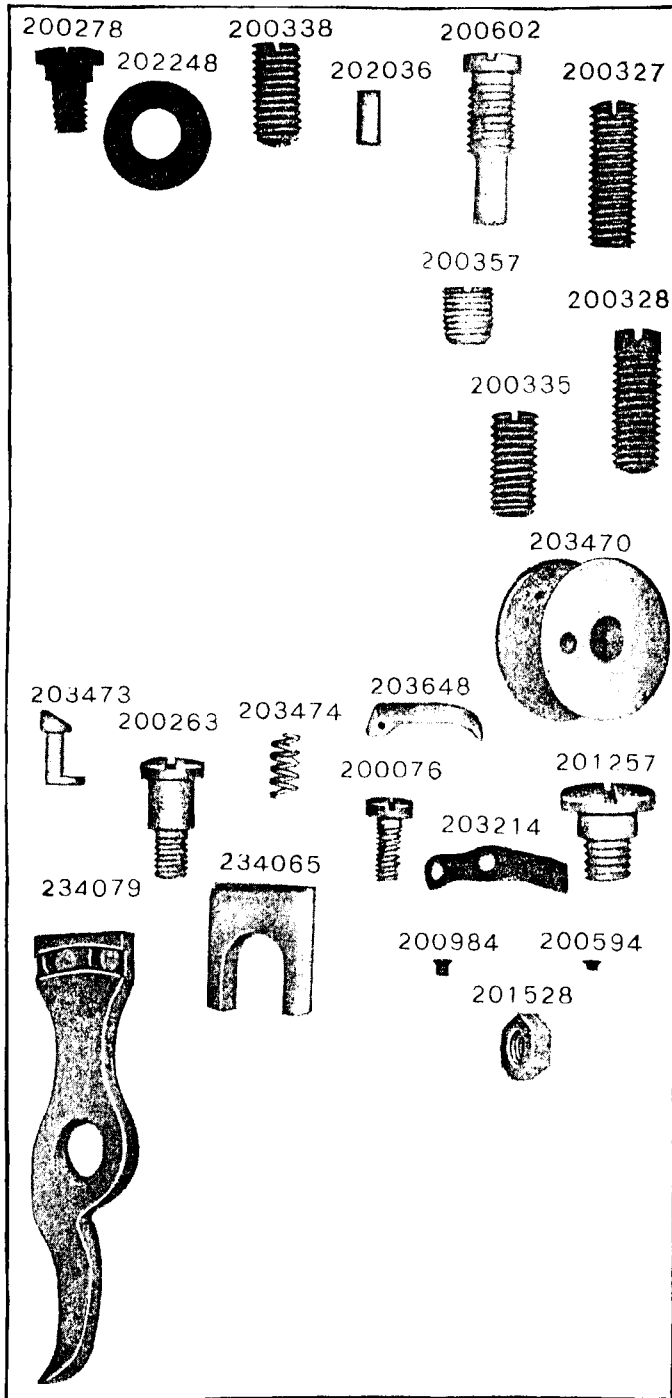


PLATE 13318-FULL SIZE

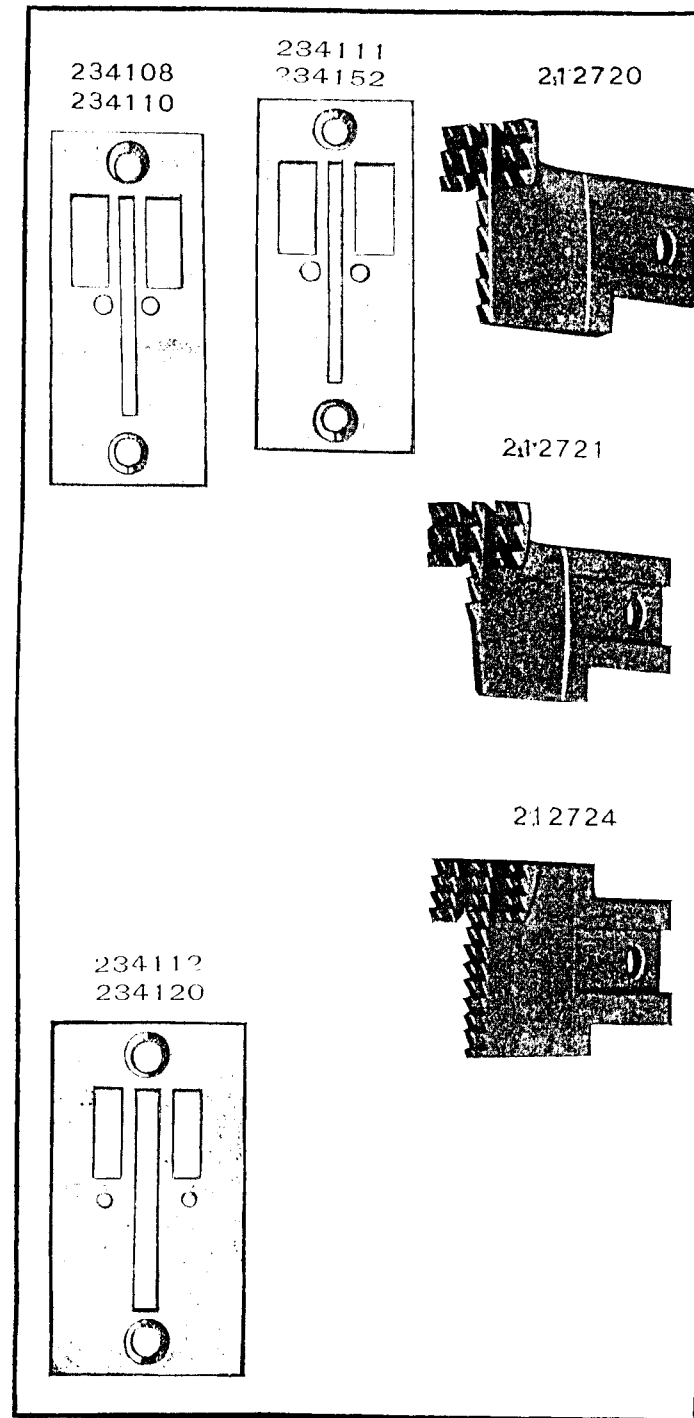
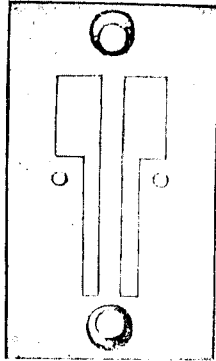
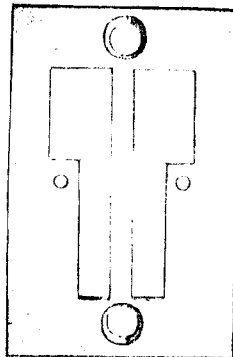


PLATE 13319--FULL SIZE

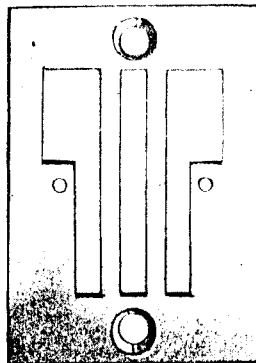
234113  
234156




234114  
234151  
234154




234115  
234157




212731



212732



212734



212737




PLATE 13334--ONE-FOURTH SIZE

213010 213432



204294



202781




204294




227475




213624



204805



234242



221218



213747



PLATE 13335—FULL SIZE

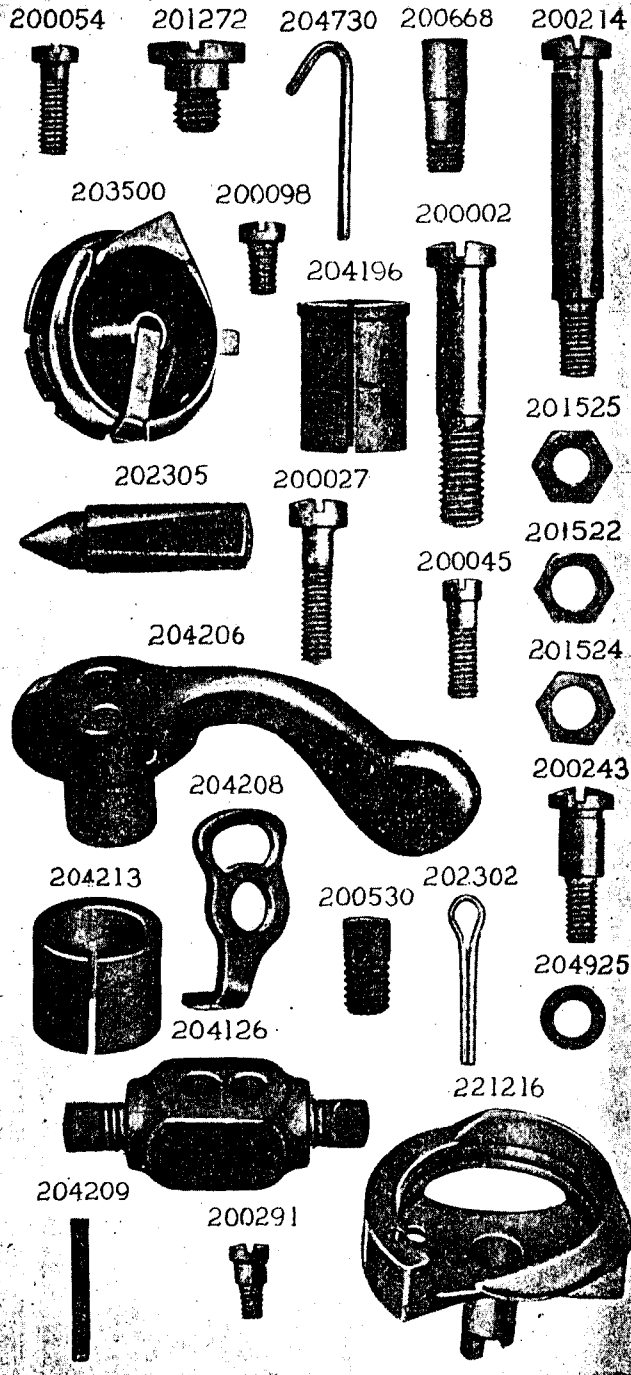


PLATE 13336—ONE-HALF SIZE

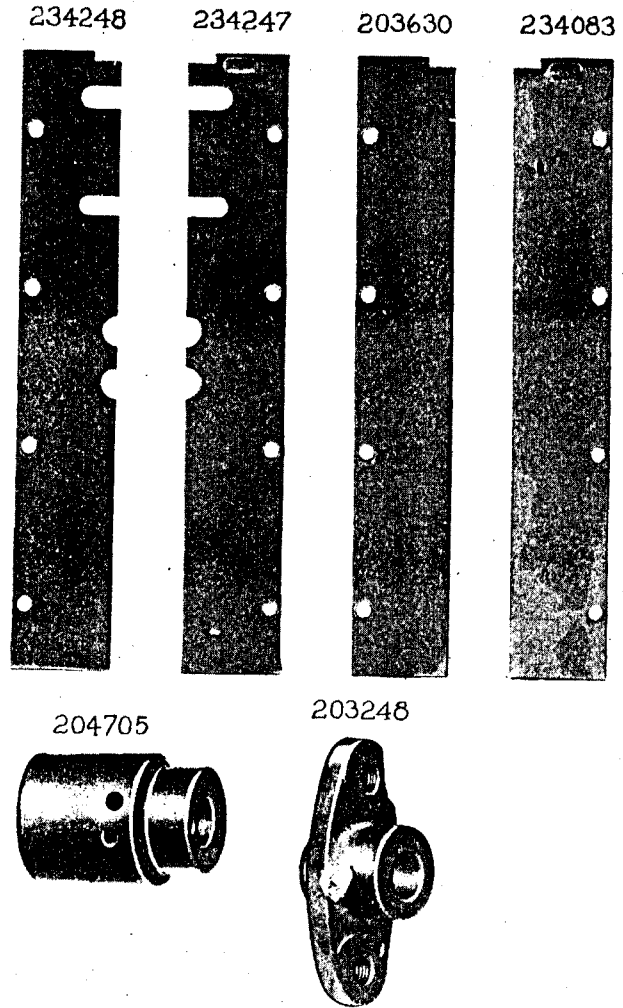


PLATE 13338—ONE-HALF SIZE

221221 231390 204251 203306

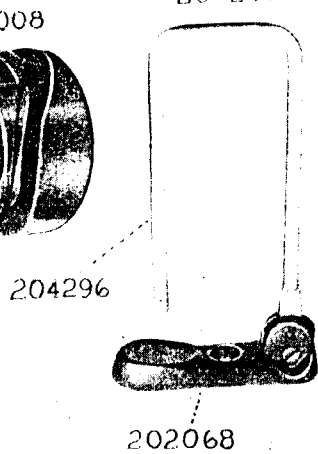
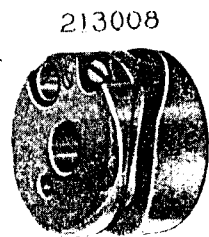

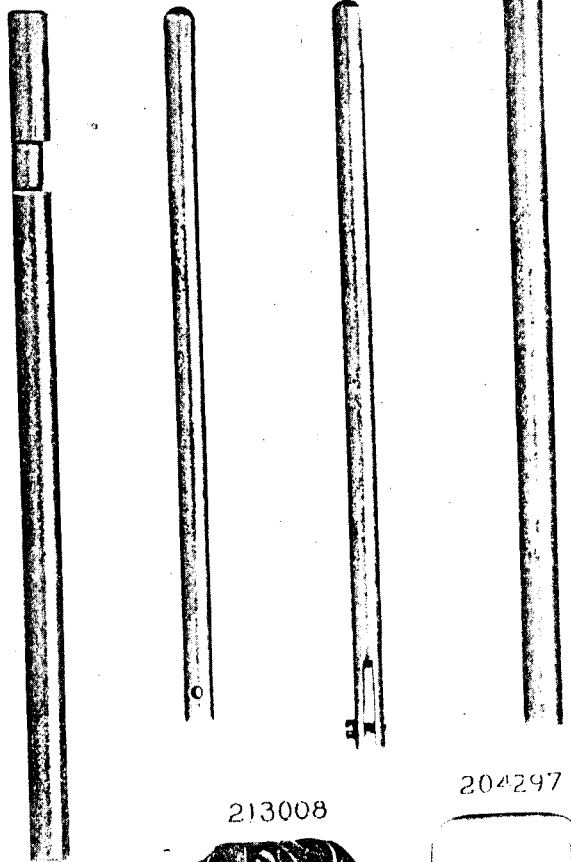


PLATE 13339—FULL SIZE

203251 201376 201253 200159 200555

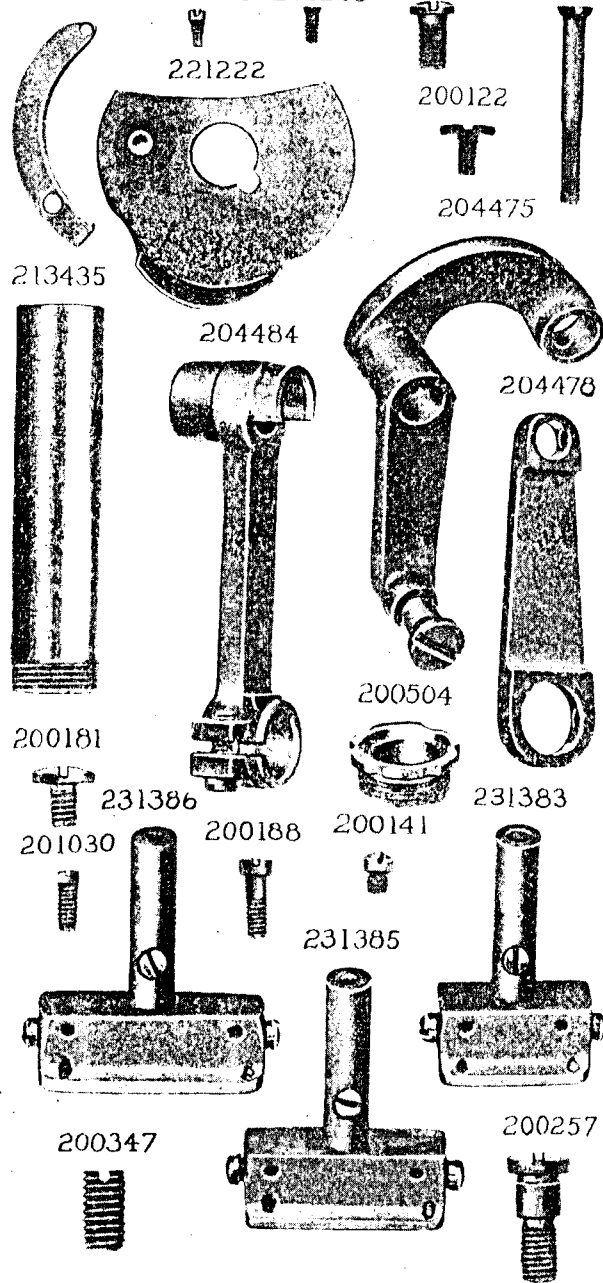



PLATE 13340—FULL SIZE

204553



203172




204554 204263



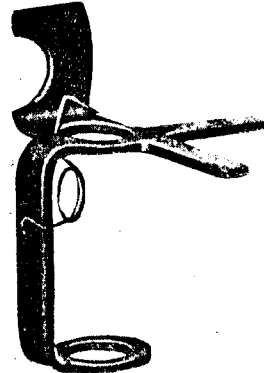
204264



201816



204416



204556



200935



200396




200363




PLATE 13341—FULL SIZE

212740




234150

234153

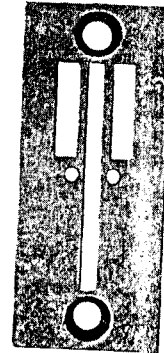


212782




234105

234119



221537



234121

234155

